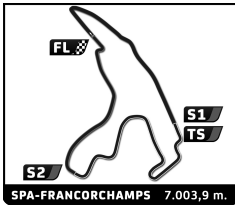


10-Colmore YTCC Spa Summer Classic Race 3

Sector Analysis

Legend: — Invalidated Lap ■ Personal Best ■ Session Best ■ Crossing the pit lane															
Lap	D	Time	Sector 1	Sector 2	Sector 3	Kph	Elapsed	Lap	D	Time	Sector 1	Sector 2	Sector 3	Kph	Elapsed
2	1. Bart LEMAIRE TRABANT 601 RS 60A							6	1	3:03.152	52.982	1:20.677	49.493	137.7	21:33.177
	7	1	4:21.321	1:00.386	2:04.027	1:16.908	96.5	25:54.498							
	1	1	4:27.858	1:39.569			92.5	4:27.858							
	2	1	3:52.578	1:07.800			108.4	8:20.436							
	3	1	3:52.649	1:07.428			108.4	12:13.085							
	4	1	4:04.378	1:07.063			103.2	16:17.463							
	5	1	3:50.308	1:06.499			109.5	20:07.771							
6	1	4:19.605	1:06.333			97.1	24:27.376								
3	1. Anita RENES LOTUS Sunbeam 70A							6	1	2:45.992	47.602	1:15.928	42.462	151.9	20:49.824
	7	1	4:23.873	52.299	2:11.319	1:20.255	95.6	25:13.697							
	1	1	3:15.822	1:00.857	1:27.763	47.202	126.5	3:15.822							
	2	1	2:57.707	50.731	1:20.368	46.608	141.9	6:13.529							
	3	1	3:11.177	50.573	1:21.092	59.512	131.9	9:24.706							
	4	1	4:58.615	1:19.337	2:05.098	1:34.180	84.4	14:23.321							
	5	1	3:59.385	1:44.186	1:26.786	48.413	105.3	18:22.706							
6	1	2:58.401	51.320	1:20.490	46.591	141.3	21:21.107								
7	1	4:30.992	1:06.179	2:06.797	1:18.016	93.0	25:52.099								
5	1. Vienne RENES MERCEDES 190 2.3-16 80B							1	1	3:34.271	1:17.659	1:27.276	49.336	115.6	3:34.271
	2	1	3:06.766	51.228	1:25.794	49.744	135.0	6:41.037							
	3	1	3:10.979	51.049	1:27.881	52.049	132.0	9:52.016							
	4	1	4:50.269	1:11.207	2:03.110	1:35.952	86.9	14:42.285							
	5	1	4:15.925	1:42.509	1:30.326	1:03.090	98.5	18:58.210							
7	1. Volker SCHNEIDER FORD Sierra RS500 80B							1	1	2:54.713	49.326	1:20.077	45.310	141.8	2:54.713
	2	1	2:51.859	48.616	1:19.179	44.064	146.7	5:46.572							
	3	1	3:22.433	46.873	1:28.359	1:07.201	124.6	9:09.005							
	4	1	4:52.562	1:15.596	2:07.578	1:29.388	86.2	14:01.567							
	5	1	4:04.077	1:47.299	1:33.378	43.400	103.3	18:05.644							
	6	1	2:45.316	45.812	1:16.220	43.284	152.5	20:50.960							
	7	1	4:23.213	52.216	2:11.006	1:19.991	95.8	25:14.173							
8	1. Bernard BÜHLER TRIUMPH TR4 60A							1	1	3:42.628	1:20.904	1:28.725	52.999	111.3	3:42.628
10	1. Kyano DEN ROOIJEN BMW E36 325i 90s							1	1	3:23.397	1:07.062	1:26.437	49.898	121.8	3:23.397
	2	1	3:05.165	54.254	1:22.962	47.949	136.2	6:28.562							
	3	1	3:16.637	56.383	1:27.274	52.980	128.2	9:45.199							
	4	1	4:48.809	1:11.276	2:01.532	1:36.001	87.3	14:34.008							
	5	1	3:56.017	1:44.008	1:24.258	47.751	106.8	18:30.025							
11	1. Sam ADRIAANS BMW M3 80B							1	1	2:55.458	50.153	1:20.196	45.109	141.2	2:55.458
	2	1	2:49.422	48.641	1:17.562	43.219	148.8	5:44.880							
	3	1	3:23.375	48.330	1:27.489	1:07.556	124.0	9:08.255							
	4	1	4:52.652	1:15.880	2:07.378	1:29.394	86.2	14:00.907							
	5	1	4:02.925	1:47.234	1:32.347	43.344	103.8	18:03.832							
12	1. Sam DAFFIN FORD Fiesta RWD 90s							1	1	3:30.162	1:14.201	1:26.695	49.266	117.9	3:30.162
	2	1	3:02.595	50.431	1:23.381	48.783	138.1	6:32.757							
	3	1	3:17.610	54.988	1:29.401	53.221	127.6	9:50.367							
	4	1	4:48.097	1:09.131	2:04.833	1:34.133	87.5	14:38.464							
	5	1	4:00.183	1:42.928	1:30.849	46.406	105.0	18:38.647							
14	1. Ruben DE BRUIJN OPEL Kadett B 60A							1	1	3:19.275	1:03.200			124.3	3:19.275
	2	1	3:27.011	55.133			121.8	6:46.286							
16	1. Hans-Jürgen ERDBRÜGGE3. Luca WERPUP 2. Edgar ALTHOFF PORSCHE 930 80B							1	1	3:11.378	1:05.621	1:21.303	44.454	129.5	3:11.378
	2	1	2:47.948	47.114	1:16.836	43.998	150.1	5:59.326							
	3	1	3:17.979	46.657	1:23.268	1:08.054	127.4	9:17.305							
	4	1	4:55.712	1:17.584	2:07.622	1:30.506	85.3	14:13.017							
	5	1	3:57.539	1:46.032	1:29.168	42.339	106.1	18:10.556							
	6	1	2:43.014	45.694	1:15.107	42.213	154.7	20:53.570							
	7	1	4:21.078	51.226	2:10.218	1:19.634	96.6	25:14.648							
17	1. Morten ERIKSEN OPEL Kadett C GT/E 70A							1	1	3:13.504	1:02.348	1:24.148	47.008	128.0	3:13.504
	2	1	2:54.341	49.522	1:19.279	45.540	144.6	6:07.845							
	3	1	3:11.803	49.152	1:20.737	1:01.914	131.5	9:19.648							
	4	1	4:58.246	1:17.664	2:08.270	1:32.312	84.5	14:17.894							
	5	1	3:58.383	1:43.970	1:28.291	46.122	105.8	18:16.277							
19	1. Leo VAN DER BEEK PORSCHE 911 Carrera 70B							1	1	3:53.129	49.628	1:18.232	45.269	145.6	21:09.406
	2	1	2:53.129	49.628	1:18.232	45.269	145.6	21:09.406							
	3	1	4:37.546	1:13.582	2:06.160	1:17.804	90.8	25:46.952							
	4	1	3:30.299	1:10.364	1:27.874	52.061	117.8	3:30.299							

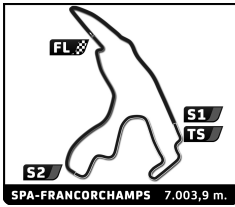


10-Colmore YTCC Spa Summer Classic Race 3

Sector Analysis

— Invalidated Lap ■ Personal Best ■ Session Best B Crossing the pit lane

Lap	D	Time	Sector 1	Sector 2	Sector 3	Kph	Elapsed	Lap	D	Time	Sector 1	Sector 2	Sector 3	Kph	Elapsed
25 1. Michael SCHNEIDER FORD Sierra RS500 80B															
1	1	3:26.491	1:15.256			120.0	3:26.491								
2	1	2:52.581	49.612			146.1	6:19.072								
3	1	3:08.121	50.176			134.0	9:27.193								
4	1	4:58.290	1:19.894			84.5	14:25.483								
5	1	3:51.483	1:44.790			108.9	18:16.966								
6	1	2:47.624	46.837			150.4	21:04.590								
7	1	4:38.188	1:15.970			90.6	25:42.778								
26 1. Alan BRECK FORD Capri 3500 70B															
1	1	3:32.875	1:15.244	1:28.958	48.673	116.4	3:32.875								
2	1	3:05.759	50.478	1:26.891	48.390	135.7	6:38.634								
3	1	6:55.150	3:11.909	1:53.218	1:50.023	60.7	13:33.784								
27 1. Martin REYNOLDS FORD Escort MKII 70B															
1	1	3:01.643	53.404	1:22.160	46.079	136.4	3:01.643								
2	1	2:52.680	48.007	1:19.357	45.316	146.0	5:54.323								
3	1	3:22.081	47.696	1:25.687	1:08.698	124.8	9:16.404								
4	1	4:55.289	1:15.625	2:08.795	1:30.869	85.4	14:11.693								
5	1	4:02.215	1:46.327	1:31.083	44.805	104.1	18:13.908								
6	1	2:53.397	47.165	1:19.765	46.467	145.4	21:07.305								
7	1	4:37.759	1:14.546	2:06.070	1:17.143	90.8	25:45.064								
31 1. Jan DE HEK 2. Frank DE HEK ALFA ROMEO Guilia GT 60A															
1	1	3:19.895	1:03.376	1:27.604	48.915	123.9	3:19.895								
2	1	3:04.520	53.647	1:22.281	48.592	136.6	6:24.415								
3	1	3:10.367	53.804	1:25.914	50.649	132.5	9:34.782								
4	1	4:54.470	1:15.470	2:04.209	1:34.791	85.6	14:29.252								
5	1	3:57.389	1:45.529	1:24.402	47.458	106.2	18:26.641								
6	1	2:59.351	51.619	1:20.256	47.476	140.6	21:25.992								
7	1	4:27.560	1:04.073	2:06.043	1:17.444	94.2	25:53.552								
34 1. Gerd TEKAAT CHEVROLET Camaro 60B															
1	1	3:38.382	1:18.583	1:30.172	49.627	113.4	3:38.382								
2	1	4:21.513	51.285	1:40.958	1:49.270	96.4	7:59.895								
45 1. Leonard BATENBURG BMW M3 80B															
1	1	9:29.308	7:15.152	1:21.040	53.116	43.5	9:29.308								
2	1	4:58.733	1:19.805	2:03.329	1:35.599	84.4	14:28.041								
3	1	3:46.790	1:40.011	1:22.567	44.212	111.2	18:14.831								
4	1	2:44.313	46.839	1:14.866	42.608	153.5	20:59.144								
5	1	4:20.132	50.365	2:09.868	1:19.899	96.9	25:19.276								
46 1. Robert DUBLER CHEVROLET Corvette C1 60B															
1	1	3:22.260	1:03.890	1:29.207	49.163	122.5	3:22.260								
2	1	3:08.397	52.617	1:27.032	48.748	133.8	6:30.657								
3	1	3:18.133	56.265	1:29.411	52.457	127.3	9:48.790								
4	1	4:48.531	1:09.490	2:05.524	1:33.517	87.4	14:37.321								
5	1	4:07.604	1:42.936	1:33.217	51.451	101.8	18:44.925								
6	1	3:13.953	54.783	1:26.693	52.477	130.0	21:58.878								
7	1	3:58.687	53.686	1:49.431	1:15.570	105.6	25:57.565								
49 1. Thomas DÄTWYLER OPEL Kadett C 70A															
1	1	3:32.136	1:14.557	1:27.411	50.168	116.8	3:32.136								
2	1	3:10.744	54.021	1:27.554	49.169	132.2	6:42.880								
3	1	3:09.880	53.678	1:24.374	51.828	132.8	9:52.760								
4	1	4:50.478	1:12.123	2:02.834	1:35.521	86.8	14:43.238								
5	1	3:59.523	1:45.121	1:26.774	47.628	105.3	18:42.761								
6	1	3:05.354	52.180	1:20.986	52.188	136.0	21:48.115								
7	1	4:07.717	53.023	1:58.090	1:16.604	101.8	25:55.832								
51 1. Daniel SCHREY PORSCHE 935 K1 70B															
1	1	2:42.767	45.360	1:15.206	42.201	152.2	2:42.767								
55 1. Erwin VAN LIESHOUT PORSCHE 964RSR 80B															
1	1	2:55.314				141.3	2:55.314								
2	1	2:52.188				146.4	5:47.502								
3	1	3:24.546				123.3	9:12.048								
4	1	4:52.561				86.2	14:04.609								
5	1	4:02.808				103.8	18:07.417								
6	1	2:47.097				150.9	20:54.514								
7	1	4:21.439				96.4	25:15.953								
56 1. Laurent HOFMANN FORD Escort RS2000 70A															
1	1	3:17.683	1:02.655	1:27.193	47.835	125.3	3:17.683								
2	1	3:00.157	52.024	1:21.036	47.097	140.0	6:17.840								
3	1	3:10.929	53.097	1:24.789	53.043	132.1	9:28.769								
4	1	4:58.487	1:19.691	2:03.319	1:35.477	84.5	14:27.256								

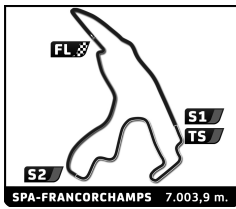


10-Colmore YTCC Spa Summer Classic Race 3

Sector Analysis

— Invalidated Lap ■ Personal Best ■ Session Best B Crossing the pit lane

Lap	D	Time	Sector 1	Sector 2	Sector 3	Kph	Elapsed	Lap	D	Time	Sector 1	Sector 2	Sector 3	Kph	Elapsed
5	1	3:56.873	1:45.123	1:23.862	47.888	106.4	18:24.129								
6	1	2:59.864	53.341	1:19.876	46.647	140.2	21:23.993								
7	1	4:28.848	1:05.706	2:05.633	1:17.509	93.8	25:52.841								
BMW E21 318i 70A															
60	1. Ludo VAN DER BORGH 2. Rolf JOOSTEN														
1	1	4:00.216	1:23.216	1:37.462	59.538	103.1	4:00.216								
2	1	3:49.200	1:03.076	1:35.792	1:10.332	110.0	7:49.416								
3	1	3:55.944	1:08.275	1:46.406	1:01.263	106.9	11:45.360								
4	1	4:28.202	1:21.594	2:07.411	59.197	94.0	16:13.562								
5	1	3:32.207	1:01.265	1:34.405	56.537	118.8	19:45.769								
6	1	3:47.741	1:00.532	1:39.472	1:07.737	110.7	23:33.510								
MGB V8 GT 70B															
67	1. Rene WAGNER														
1	1	3:01.023	51.757	1:23.391	45.875	136.9	3:01.023								
2	1	2:52.739	47.400	1:20.089	45.250	146.0	5:53.762								
3	1	3:21.273	46.423	1:26.568	1:08.282	125.3	9:15.035								
4	1	4:53.724	1:15.787	2:08.981	1:28.956	85.8	14:08.759								
5	1	4:04.059	1:46.664	1:33.176	44.219	103.3	18:12.818								
6	1	2:52.515	45.991	1:21.206	45.318	146.2	21:05.333								
7	1	4:37.876	1:15.645	2:05.041	1:17.190	90.7	25:43.209								
CORVETTE C1 60B															
69	1. Urs STEFFEN														
1	1	3:26.074	1:04.733	1:31.992	49.349	120.2	3:26.074								
2	1	3:17.766	53.914	1:32.717	51.135	127.5	6:43.840								
3	1	4:41.018	1:16.399	2:07.195	1:17.424	89.7	11:24.858								
4	1	4:31.377	1:33.214	2:07.480	50.683	92.9	15:56.235								
5	1	3:10.783	54.390	1:27.171	49.222	132.2	19:07.018								
6	1	3:20.394	54.402	1:28.425	57.567	125.8	22:27.412								
7	1	3:33.674	57.748	1:30.455	1:05.471	118.0	26:01.086								
JENSEN Healey 70A															
73	1. Kim CHRISTENSEN														
1	1	3:42.994	1:16.595	1:33.599	52.800	111.1	3:42.994								
2	1	3:15.515	53.817	1:29.034	52.664	129.0	6:58.509								
BMW E36 M3 90s															
77	1. Stuart WAITE														
1	1	2:57.640	50.931	1:21.011	45.698	139.5	2:57.640								
2	1	2:50.936	48.827	1:17.435	44.674	147.5	5:48.576								
3	1	3:24.188	48.170	1:28.328	1:07.690	123.5	9:12.764								
4	1	4:52.946	1:15.436	2:09.511	1:27.999	86.1	14:05.710								
5	1	4:02.632	1:47.543	1:30.776	44.313	103.9	18:08.342								
6	1	2:47.230	47.191	1:16.391	43.648	150.8	20:55.572								
7	1	4:20.968	51.617	2:09.855	1:19.496	96.6	25:16.540								
PORSCHÉ 996 cup 90s															
79	1. Thomas KARVONEN														
1	1	2:53.379	49.133	1:19.304	44.942	142.9	2:53.379								
2	1	2:52.156	48.389	1:19.764	44.003	146.5	5:45.535								
3	1	3:24.221	48.493	1:28.399	1:07.329	123.5	9:09.756								
4	1	4:52.863	1:15.516	2:07.466	1:29.881	86.1	14:02.619								
5	1	4:04.090	1:46.888	1:33.066	44.136	103.3	18:06.709								
6	1	2:47.672	47.411	1:16.006	44.255	150.4	20:54.381								
7	1	4:20.972	51.094	2:10.120	1:19.758	96.6	25:15.353								
CHEVROLET Cruze 90s															
82	1. Harry BRYZMANN														
1	1	3:36.552	1:00.284			114.4	3:36.552								
FORD Escort Zakspeed MK2 70B															
101	1. Malcolm HARDING														
1	1	2:45.692	47.052	1:15.594	43.046	149.5	2:45.692								
2	1	2:44.138	46.848	1:14.466	42.824	153.6	5:29.830								
3	1	3:37.553	47.751	1:42.123	1:07.679	115.9	9:07.383								
4	1	4:52.931	1:15.652	2:07.979	1:29.300	86.1	14:00.314								
5	1	4:02.860	1:47.050	1:32.708	43.102	103.8	18:03.174								
6	1	2:43.460	46.253	1:14.797	42.410	154.3	20:46.634								
7	1	4:26.131	54.257	2:11.378	1:20.496	94.7	25:12.765								
BMW Compact 90s															
106	1. Mark VERMIN														
1	1	3:24.949	1:07.039			120.9	3:24.949								
2	1	3:09.001	53.949			133.4	6:33.950								
3	1	3:17.184	55.637			127.9	9:51.134								
4	1	4:48.810	1:09.620			87.3	14:39.944								
5	1	4:02.070	1:42.844			104.2	18:42.014								
6	1	3:09.632	54.999			133.0	21:51.646								
7	1	4:04.878	55.518			103.0	25:56.524								
BMW 325 i 80B															
112	1. Christian GRAF VON WEL														
1	1	2:55.678	51.912	1:19.096	44.670	141.0	2:55.678								
2	1	2:53.702	51.495	1:16.856	45.351	145.2	5:49.380								
3	1	3:24.097	49.063	1:27.324	1:07.710	123.5	9:13.477								
4	1	4:53.274	1:15.618	2:09.382	1:28.274	86.0	14:06.751								
5	1	4:01.970	1:47.111	1:31.084	43.775	104.2	18:08.721								
6	1	2:47.649	49.089	1:14.864	43.696	150.4	20:56.370								
7	1	4:20.785	51.908	2:09.565	1:19.312	96.7	25:17.155								
BMW 325 i 80B															
114	1. Lando GRAF VON WEDEL														
1	1	3:14.446	1:01.206	1:26.360	46.880	127.4	3:14.446								
2	1	2:57.577	52.081	1:18.535	46.961	142.0	6:12.023								

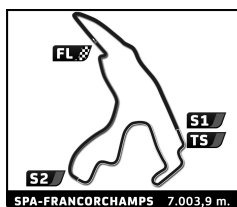


10-Colmore YTCC Spa Summer Classic Race 3

Sector Analysis

— Invalidated Lap ■ Personal Best ■ Session Best B Crossing the pit lane

Lap	D	Time	Sector 1	Sector 2	Sector 3	Kph	Elapsed	Lap	D	Time	Sector 1	Sector 2	Sector 3	Kph	Elapsed
3	1	3:11.795	51.391	1:20.131	1:00.273	131.5	9:23.818	4	1	4:53.067	1:15.229			86.0	14:03.774
4	1	4:57.901	1:18.425	2:06.270	1:33.206	84.6	14:21.719	5	1	4:03.070	1:46.648			103.7	18:06.844
5	1	3:58.108	1:44.648	1:27.015	46.445	105.9	18:19.827	6	1	7:43.317 B	46.577			54.4	25:50.161
6	1	2:55.666	51.250	1:18.129	46.287	143.5	21:15.493	<div style="border: 1px solid black; padding: 5px; display: inline-block; font-weight: bold; font-size: 24px;">181</div> 1. Robert BUGAR FORD Sierra Cosworth 80B							
7	1	4:34.237	1:10.328	2:06.456	1:17.453	91.9	25:49.730								
1	1	2:58.336	52.087	1:20.361	45.888	138.9	2:58.336								
2	1	2:51.355	49.592	1:16.298	45.465	147.1	5:49.691								
3	1	3:24.589	49.044	1:27.464	1:08.081	123.2	9:14.280								
4	1	4:53.357	1:15.723	2:09.184	1:28.450	86.0	14:07.637								
5	1	4:01.636	1:46.754	1:31.083	43.799	104.3	18:09.273								
6	1	2:47.563	48.922	1:14.916	43.725	150.5	20:56.836								
7	1	4:21.363	51.922	2:09.964	1:19.477	96.5	25:18.199								
1	1	3:29.678	1:14.111	1:24.448	51.119	118.2	3:29.678								
2	1	3:05.139	52.604	1:24.224	48.311	136.2	6:34.817								
3	1	3:16.578	55.210	1:28.401	52.967	128.3	9:51.395								
4	1	4:49.630	1:10.236	2:03.724	1:35.670	87.1	14:41.025								
5	1	3:56.063	1:42.638	1:27.322	46.103	106.8	18:37.088								
6	1	3:08.420	51.212	1:21.513	55.695	133.8	21:45.508								
7	1	4:09.623	51.593	2:00.998	1:17.032	101.0	25:55.131								
1	1	3:18.760	1:13.972	1:20.144	44.644	124.6	3:18.760								
2	1	2:45.229	46.991	1:15.761	42.477	152.6	6:03.989								
3	1	3:14.264	45.678	1:20.238	1:08.348	129.8	9:18.253								
4	1	4:56.043	1:17.531	2:07.418	1:31.094	85.2	14:14.296								
5	1	3:50.352	1:43.970	1:23.504	42.878	109.5	18:04.648								
6	1	2:42.388	45.692	1:15.166	41.530	155.3	20:47.036								
7	1	4:25.959	53.994	2:11.592	1:20.373	94.8	25:12.995								
1	1	3:41.361	1:17.234			111.9	3:41.361								
2	1	3:12.515	53.167			131.0	6:53.876								
3	1	4:35.252	1:09.978			91.6	11:29.128								
4	1	4:32.305	1:33.029			92.6	16:01.433								
5	1	3:06.125	51.766			135.5	19:07.558								
6	1	3:18.394	51.259			127.1	22:25.952								
7	1	3:33.481	56.267			118.1	25:59.433								
1	1	2:56.822	49.062			140.1	2:56.822								
2	1	2:50.963	47.777			147.5	5:47.785								
3	1	3:22.922	46.874			124.3	9:10.707								
1	1	3:07.795	1:00.013	1:22.322	45.460	131.9	3:07.795								
2	1	2:54.571	47.440	1:22.245	44.886	144.4	6:02.366								
3	1	3:16.451	47.599	1:23.006	1:05.846	128.3	9:18.817								
4	1	4:56.363	1:17.782	2:08.428	1:30.153	85.1	14:15.180								
5	1	4:03.462	1:45.579	1:31.719	46.164	103.6	18:18.642								
6	1	2:51.254	47.878	1:18.526	44.850	147.2	21:09.896								
7	1	4:37.933	1:13.913	2:06.181	1:17.839	90.7	25:47.829								
1	1	3:23.984	1:06.407	1:28.901	48.676	121.5	3:23.984								
2	1	3:30.611	53.686	1:44.583	52.342	119.7	6:54.595								
3	1	4:35.304	1:10.332	2:06.274	1:18.698	91.6	11:29.899								
4	1	4:32.222	1:33.310	2:07.884	51.028	92.6	16:02.121								
5	1	3:07.266	52.964	1:26.555	47.747	134.6	19:09.387								
6	1	3:17.310	52.683	1:24.322	1:00.305	127.8	22:26.697								
7	1	3:33.304	56.971	1:29.348	1:06.985	118.2	26:00.001								



10-Colmore YTCC Spa Summer Classic Race 3

Sector Analysis

— Invalidated Lap ■ Personal Best ■ Session Best B Crossing the pit lane

Lap	D	Time	Sector 1	Sector 2	Sector 3	Kph	Elapsed	Lap	D	Time	Sector 1	Sector 2	Sector 3	Kph	Elapsed
369		1.Theis MIKKELSEN							Porsche 944 80B						
1	1	3:41.753	1:13.075	1:34.467	54.211	111.7	3:41.753	1	1	3:10.474	1:00.549			130.1	3:10.474
2	1	3:21.083	58.003	1:31.116	51.964	125.4	7:02.836	2	1	2:56.420	51.492			142.9	6:06.894
3	1	4:29.163	1:11.843	1:58.161	1:19.159	93.7	11:31.999	3	1	3:13.109	50.245			130.6	9:20.003
4	1	4:33.448	1:33.560	2:07.408	52.480	92.2	16:05.447	4	1	4:58.721	1:18.060			84.4	14:18.724
5	1	3:12.667	56.083	1:26.403	50.181	130.9	19:18.114	5	1	3:59.433	1:42.450			105.3	18:18.157
6	1	3:25.523	56.482	1:28.030	1:01.011	122.7	22:43.637	6	1	2:54.381	51.012			144.6	21:12.538
7	1	3:51.099	1:09.200	1:41.490	1:00.409	109.1	26:34.736	7	1	4:36.490	1:12.489			91.2	25:49.028
908		1.Ruben NOOY							Porsche 944 80B						
1	1	3:10.474	1:00.549				3:10.474	1	1	3:20.695	1:08.251	1:25.589	46.855	123.4	3:20.695
2	1	2:56.420	51.492				7:02.836	2	1	2:48.637	47.759	1:17.439	43.439	149.5	6:09.332
3	1	3:13.109	50.245				11:31.999	3	1	3:12.122	48.386	1:22.749	1:00.987	131.2	9:21.454
4	1	4:58.721	1:18.060				16:05.447	4	1	4:58.281	1:19.043	2:06.628	1:32.610	84.5	14:19.735
5	1	3:59.433	1:42.450				19:18.114	5	1	3:55.667	1:45.411	1:25.168	45.088	107.0	18:15.402
6	1	2:54.381	51.012				22:43.637	6	1	2:45.740	46.473	1:16.611	42.656	152.1	21:01.142
7	1	4:36.490	1:12.489				26:34.736	7	1	4:18.813	50.210	2:09.040	1:19.563	97.4	25:19.955
594		1.Johannes SCHNEIBERG							March BMW M1 Proto						
1	1	3:34.373	1:18.769	1:28.133	47.471	115.6	3:34.373	1	1	3:15.440	1:02.243	1:26.780	46.417	126.8	3:15.440
2	1	2:57.176	48.018	1:22.884	46.274	142.3	6:31.549	2	1	2:53.422	48.154			145.4	6:08.862
3	1	2:59.721	49.042	1:24.209	46.470	140.3	9:31.270	3	1	3:13.357	49.743			130.4	9:22.219
4	1	4:58.284	1:18.883	2:03.180	1:36.221	84.5	14:29.554	4	1	4:58.307	1:19.025			84.5	14:20.526
5	1	3:50.594	1:43.749	1:22.140	44.705	109.3	18:20.148	5	1	3:57.145	1:45.059			106.3	18:17.671
6	1	2:45.892	43.886	1:17.532	44.474	152.0	21:06.040	6	1	2:53.071	49.962			145.7	21:10.742
7	1	4:36.026	1:13.515	2:05.310	1:17.201	91.3	25:42.066	7	1	4:37.814	1:13.715			90.8	25:48.556
930		1.Manfredo ROSSI DI MON'							Porsche 930 70B						
1	1	3:20.695	1:08.251	1:25.589	46.855	123.4	3:20.695	1	1	3:15.440	1:02.243	1:26.780	46.417	126.8	3:15.440
2	1	2:48.637	47.759	1:17.439	43.439	149.5	6:09.332	2	1	2:53.422	48.154			145.4	6:08.862
3	1	3:12.122	48.386	1:22.749	1:00.987	131.2	9:21.454	3	1	3:13.357	49.743			130.4	9:22.219
4	1	4:58.281	1:19.043	2:06.628	1:32.610	84.5	14:19.735	4	1	4:58.307	1:19.025			84.5	14:20.526
5	1	3:55.667	1:45.411	1:25.168	45.088	107.0	18:15.402	5	1	3:57.145	1:45.059			106.3	18:17.671
6	1	2:45.740	46.473	1:16.611	42.656	152.1	21:01.142	6	1	2:53.071	49.962			145.7	21:10.742
7	1	4:18.813	50.210	2:09.040	1:19.563	97.4	25:19.955	7	1	4:37.814	1:13.715			90.8	25:48.556
729		1.Christian RICHTER							Porsche 968CS 90s						
1	1	3:27.989	1:09.468			119.1	3:27.989	1	1	3:15.440	1:02.243	1:26.780	46.417	126.8	3:15.440
2	1	3:18.839	52.632			126.8	6:46.828	2	1	2:53.422	48.154			145.4	6:08.862
3	1	4:40.671	1:15.822			89.8	11:27.499	3	1	3:13.357	49.743			130.4	9:22.219
4	1	4:32.089	1:33.503			92.7	15:59.588	4	1	4:58.307	1:19.025			84.5	14:20.526
5	1	3:11.984	54.650			131.3	19:11.572	5	1	3:57.145	1:45.059			106.3	18:17.671
6	1	3:37.331	52.223			116.0	22:48.903	6	1	2:53.071	49.962			145.7	21:10.742
943		1.Olivier VAN OOSTROM							Porsche 944 S2 80B						
1	1	3:15.440	1:02.243	1:26.780	46.417	126.8	3:15.440	1	1	3:15.440	1:02.243	1:26.780	46.417	126.8	3:15.440
2	1	2:53.422	48.154			145.4	6:08.862	2	1	2:53.422	48.154			145.4	6:08.862
3	1	3:13.357	49.743			130.4	9:22.219	3	1	3:13.357	49.743			130.4	9:22.219
4	1	4:58.307	1:19.025			84.5	14:20.526	4	1	4:58.307	1:19.025			84.5	14:20.526
5	1	3:57.145	1:45.059			106.3	18:17.671	5	1	3:57.145	1:45.059			106.3	18:17.671
6	1	2:53.071	49.962			145.7	21:10.742	6	1	2:53.071	49.962			145.7	21:10.742
7	1	4:37.814	1:13.715			90.8	25:48.556	7	1	4:37.814	1:13.715			90.8	25:48.556
762		1.Carsten NEEF							Porsche 944 Turbo 80B						
1	1	3:38.476	1:11.582			113.4	3:38.476	1	1	3:38.476	1:11.582			113.4	3:38.476
2	1	3:24.087	57.550			123.5	7:02.563	2	1	3:24.087	57.550			123.5	7:02.563
3	1	4:28.962	1:11.651			93.7	11:31.525	3	1	4:28.962	1:11.651			93.7	11:31.525
4	1	4:32.813	1:33.023			92.4	16:04.338	4	1	4:32.813	1:33.023			92.4	16:04.338
5	1	3:12.217	54.421			131.2	19:16.555	5	1	3:12.217	54.421			131.2	19:16.555
6	1	3:26.757	55.111			122.0	22:43.312	6	1	3:26.757	55.111			122.0	22:43.312
7	1	3:51.046	1:08.693			109.1	26:34.358	7	1	3:51.046	1:08.693			109.1	26:34.358
900		1.Jeroen VAN BREDA							Porsche 944 80B						
1	1	3:15.310	1:02.066			126.8	3:15.310	1	1	3:15.310	1:02.066			126.8	3:15.310
2	1	3:00.051	52.690			140.0	6:15.361	2	1	3:00.051	52.690			140.0	6:15.361
3	1	3:11.101	53.013			131.9	9:26.462	3	1	3:11.101	53.013			131.9	9:26.462
4	1	4:57.941	1:19.156			84.6	14:24.403	4	1	4:57.941	1:19.156			84.6	14:24.403
5	1	3:55.150	1:44.742			107.2	18:19.553	5	1	3:55.150	1:44.742			107.2	18:19.553
6	1	2:57.371	51.767			142.2	21:16.924	6	1	2:57.371	51.767			142.2	21:16.924
7	1	4:34.088	1:09.550			92.0	25:51.012	7	1	4:34.088	1:09.550			92.0	25:51.012