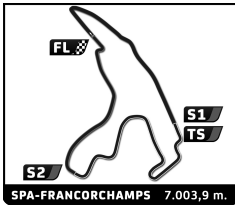


10-Colmore YTCC Spa Summer Classic Race 2

Sector Analysis

— Invalidated Lap ■ Personal Best ■ Session Best B Crossing the pit lane

Lap	D	Time	Sector 1	Sector 2	Sector 3	Kph	Elapsed	Lap	D	Time	Sector 1	Sector 2	Sector 3	Kph	Elapsed
1. Luke BENNETT								BMW 635 Ci 80B							
1	1	3:23.638	1:07.459	1:24.182	51.997	121.7	3:23.638	7	1	2:56.733	53.516	1:18.916	44.301	140.2	2:56.733
2	1	3:03.340	52.587	1:21.745	49.008	137.5	6:26.978	2	1	2:49.120	47.278	1:18.019	43.823	149.1	5:45.853
2. Bart LEMAIRE								TRABANT 601 RS 60A							
1	1	4:28.285	1:42.488	1:41.304	1:04.493	92.3	4:28.285	3	1	2:49.067	47.182	1:17.854	44.031	149.1	8:34.920
2	1	3:59.282	1:08.454	1:42.355	1:08.473	105.4	8:27.567	4	1	2:47.362	46.275	1:17.204	43.883	150.7	11:22.282
3. Anita RENES								LOTUS Sunbeam 70A							
1	1	3:09.010	1:00.906	1:21.735	46.369	131.1	3:09.010	5	1	2:44.867	45.973	1:15.828	43.066	152.9	14:07.149
2	1	2:58.946	50.507	1:21.127	47.312	140.9	6:07.956	6	1	2:47.571	46.441	1:17.733	43.397	150.5	16:54.720
5. Vienne RENES								MERCEDES 190 2.3-16 80B							
1	1	3:45.068	1:24.528	1:29.850	50.690	110.1	3:45.068	7	1	2:45.700	46.221	1:15.963	43.516	152.2	19:40.420
2	1	3:08.954	52.568	1:25.814	50.572	133.4	6:54.022	8	1	2:48.405	48.581	1:16.806	43.018	149.7	22:28.825
6. Armand ADRIAANS								BMW M3 GT4 90s							
1	1	3:10.281	1:01.898	1:22.220	46.163	130.2	3:10.281	9	1	2:46.534	46.390	1:16.615	43.529	151.4	25:15.359
2	1	2:55.193	50.067	1:19.446	45.680	143.9	6:05.474	10	1	2:46.737	46.284	1:16.345	44.108	151.2	28:02.096
11. Sam ADRIAANS								BMW M3 80B							
1	1	3:10.281	1:01.898	1:22.220	46.163	130.2	3:10.281	11	1	2:47.134	47.045	1:16.699	43.390	150.9	30:49.230
2	1	2:52.376	49.104	1:17.504	45.768	146.3	8:57.850	12	1	2:49.305	47.216	1:17.010	45.079	148.9	33:38.535



10-Colmore YTCC Spa Summer Classic Race 2

Sector Analysis

— Invalidated Lap ■ Personal Best ■ Session Best **B** Crossing the pit lane

Lap	D	Time	Sector 1	Sector 2	Sector 3	Kph	Elapsed	Lap	D	Time	Sector 1	Sector 2	Sector 3	Kph	Elapsed
8	1	2:44.836	47.278	1:14.835	42.723	153.0	22:13.615	7	1	2:52.010				146.6	21:01.407
9	1	2:44.968	47.659	1:14.131	43.178	152.8	24:58.583	8	1	2:52.735				146.0	23:54.142
10	1	2:47.543	49.195	1:14.820	43.528	150.5	27:46.126	9	1	2:58.706				141.1	26:52.848
11	1	2:45.900	46.927	1:15.072	43.901	152.0	30:32.026	10	1	2:50.336				148.0	29:43.184
12	1	2:47.231	47.237	1:15.513	44.481	150.8	33:19.257	11	1	2:58.631				141.2	32:41.815

12		1.Sam DAFFIN		FORD Fiesta RWD 90s			
1	1	3:05.685	1:00.363	1:19.901	45.421	133.4	3:05.685
2	1	2:53.266	49.074	1:19.123	45.069	145.5	5:58.951
3	1	2:51.143	48.819	1:17.322	45.002	147.3	8:50.094
4	1	2:52.283	49.341	1:17.128	45.814	146.4	11:42.377
5	1	2:49.557	48.685	1:16.103	44.769	148.7	14:31.934
6	1	2:51.595	48.796	1:16.342	46.457	146.9	17:23.529
7	1	2:51.909	49.093	1:17.703	45.113	146.7	20:15.438
8	1	2:53.330	49.786	1:17.360	46.184	145.5	23:08.768

14		1.Ruben DE BRUIJN		OPEL Kadett B 60A			
1	1	3:42.640	1:25.267	1:27.951	49.422	111.3	3:42.640
2	1	3:05.973	52.790	1:21.801	51.382	135.6	6:48.613
3	1	3:03.956	53.095	1:22.085	48.776	137.1	9:52.569
4	1	3:01.446	52.621	1:21.053	47.772	139.0	12:54.015
5	1	2:58.805	51.291	1:20.345	47.169	141.0	15:52.820
6	1	2:58.517	51.051	1:20.151	47.315	141.2	18:51.337
7	1	2:58.880	51.941	1:19.854	47.085	141.0	21:50.217
8	1	2:59.624	51.282	1:20.831	47.511	140.4	24:49.841
9	1	2:59.952	51.832	1:21.462	46.658	140.1	27:49.793
10	1	2:57.878	51.033	1:19.501	47.344	141.7	30:47.671
11	1	2:59.293	52.389	1:19.409	47.495	140.6	33:46.964

16		1.Hans-Jürgen ERDBRÜGGE3.Luca WERPUP 2.Edgar ALTHOFF		PORSCHE 930 80B			
1	1	3:22.873	54.683	1:33.988	54.202	122.1	3:22.873
2	1	3:22.945	58.041	1:30.227	54.677	124.2	6:45.818
3	1	3:19.462	54.626	1:31.544	53.292	126.4	10:05.280
4	1	3:17.349	55.292	1:30.276	51.781	127.8	13:22.629
5	1	3:15.486	54.233	1:28.256	52.997	129.0	16:38.115
6	1	3:16.724	55.371	1:30.273	51.080	128.2	19:54.839
7	1	3:13.796	55.588	1:26.324	51.884	130.1	23:08.635
8	1	3:14.524	55.158	1:28.283	51.083	129.6	26:23.159
9	1	3:15.235	55.982	1:28.689	50.564	129.1	29:38.394
10	1	3:14.171	53.713	1:30.345	50.113	129.9	32:52.565

17		1.Morten ERIKSEN		OPEL Kadett C GT/E 70A			
1	1	3:33.072				116.3	3:33.072
2	1	2:59.100				140.8	6:32.172
3	1	2:56.274				143.0	9:28.446
4	1	2:54.159				144.8	12:22.605
5	1	2:53.034				145.7	15:15.639
6	1	2:53.758				145.1	18:09.397

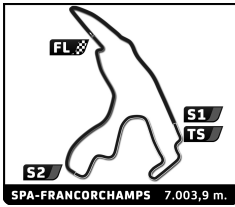
19		1.Leo VAN DER BEEK		PORSCHE 911 Carrera 70B			
1	1	3:34.206	1:14.055	1:28.043	52.108	115.7	3:34.206
2	1	3:13.902	54.994	1:26.539	52.369	130.0	6:48.108
3	1	3:15.418	54.564	1:27.697	53.157	129.0	10:03.526
4	1	3:09.605	54.699	1:24.757	50.149	133.0	13:13.131
5	1	3:10.780	54.249	1:25.708	50.823	132.2	16:23.911
6	1	3:11.565	54.986	1:25.620	50.959	131.6	19:35.476
7	1	3:11.161	55.767	1:25.150	50.244	131.9	22:46.637
8	1	3:12.968	55.474	1:26.075	51.419	130.7	25:59.605
9	1	3:12.030	55.494	1:25.253	51.283	131.3	29:11.635
10	1	3:12.496	55.600	1:25.354	51.542	131.0	32:24.131

25		1.Michael SCHNEIDER		FORD Sierra RS500 80B			
1	1	2:50.616	49.189	1:17.439	43.988	145.2	2:50.616
2	1	2:48.385	47.760	1:16.459	44.166	149.7	5:39.001
3	1	2:48.207	48.434	1:16.492	43.281	149.9	8:27.208
4	1	2:47.296	47.649	1:15.912	43.735	150.7	11:14.504
5	1	2:44.743	47.234	1:14.518	42.991	153.1	13:59.247
6	1	2:48.009	47.426	1:16.012	44.571	150.1	16:47.256
7	1	3:14.948 B	46.712	1:17.795	1:10.441	129.3	20:02.204

26		1.Alan BRECK		FORD Capri 3500 70B			
1	1	3:43.367	1:23.761	1:29.864	49.742	110.9	3:43.367

27		1.Martin REYNOLDS		FORD Escort MKII 70B			
1	1	3:37.787	1:23.130	1:28.430	46.227	113.8	3:37.787
2	1	2:59.436	49.504	1:22.977	46.955	140.5	6:37.223
3	1	2:52.010	48.376	1:18.006	45.628	146.6	9:29.233
4	1	2:50.947	47.768	1:18.790	44.389	147.5	12:20.180
5	1	2:49.674	47.982	1:16.985	44.707	148.6	15:09.854
6	1	2:49.179	47.626	1:17.350	44.203	149.0	17:59.033
7	1	2:49.380	47.305	1:16.840	45.235	148.9	20:48.413
8	1	2:51.096	48.116	1:17.679	45.301	147.4	23:39.509
9	1	2:52.226	48.468	1:19.662	44.096	146.4	26:31.735
10	1	2:51.027	47.514	1:18.735	44.778	147.4	29:22.762
11	1	2:50.121	48.173	1:18.003	43.945	148.2	32:12.883
12	1	2:50.560	48.692	1:17.740	44.128	147.8	35:03.443

31		1.Jan DE HEK 2.Frank DE HEK		ALFA ROMEO Giulia GT 60A			
1	1	3:24.207	1:07.062	1:25.361	51.784	121.3	3:24.207

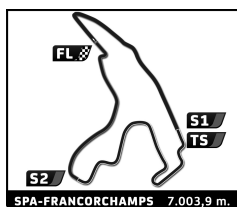


10-Colmore YTCC Spa Summer Classic Race 2

Sector Analysis

— Invalidated Lap ■ Personal Best ■ Session Best ■ Crossing the pit lane

Lap	D	Time	Sector 1	Sector 2	Sector 3	Kph	Elapsed	Lap	D	Time	Sector 1	Sector 2	Sector 3	Kph	Elapsed
Porsche 944S2 80B															
32	1. Eric IN DEN BOSCH														
1	1	3:19.979	1:03.491	1:26.894	49.594	123.9	3:19.979	1	1	5:56.447	3:56.917	1:16.660	42.870	69.5	5:56.447
2	1	3:04.997	52.775	1:24.282	47.940	136.3	6:24.976	2	1	2:41.603	46.635	1:12.803	42.165	156.0	8:38.050
3	1	3:04.540	51.547	1:24.126	48.867	136.6	9:29.516	3	1	2:42.868	46.306	1:13.098	43.464	154.8	11:20.918
4	1	3:06.027	51.801	1:24.813	49.413	135.5	12:35.543	4	1	2:41.334	46.784	1:12.235	42.315	156.3	14:02.252
5	1	3:06.422	53.035	1:24.999	48.388	135.3	15:41.965	5	1	2:44.779	46.217	1:14.508	44.054	153.0	16:47.031
6	1	3:05.485	52.746	1:24.875	47.864	135.9	18:47.450	6	1	2:45.168	47.174	1:14.423	43.571	152.7	19:32.199
7	1	3:05.433	52.351	1:25.393	47.689	136.0	21:52.883	7	1	2:41.647	46.314	1:12.692	42.641	156.0	22:13.846
8	1	3:03.391	52.044	1:23.269	48.078	137.5	24:56.274	8	1	2:42.701	47.176	1:11.966	43.559	155.0	24:56.547
9	1	3:27.345	54.243	1:25.120	1:07.982	121.6	28:23.619	9	1	2:43.314	46.289	1:14.584	42.441	154.4	27:39.861
Chevrolet Camaro 60B															
34	1. Gerd TEKAAT														
1	1	7:43.410	1:12.084	3:39.811	2:51.515	53.5	7:43.410	10	1	2:43.084	46.772	1:13.158	43.154	154.6	30:22.945
BMW E36 GTR 90s															
36	1. Sander TEEUWEN														
1	1	3:25.139	1:12.827	1:23.454	48.858	120.8	3:25.139	11	1	2:42.774	46.287	1:13.360	43.127	154.9	33:05.719
2	1	5:11.448	54.114	1:27.738	2:49.596	81.0	8:36.587	1	1	3:03.898	50.490	1:23.750	49.658	137.1	28:24.430
3	1	3:04.046	52.640	1:21.511	49.895	137.0	9:37.075	2	1	3:01.257	51.253	1:22.508	47.496	139.1	31:25.687
4	1	3:04.368	51.987	1:23.676	48.705	136.8	12:41.443	3	1	3:08.160	53.210	1:24.932	50.018	134.0	34:33.847
5	1	3:02.858	52.944	1:22.234	47.680	137.9	15:44.301	4	1	2:59.362	52.128	1:19.374	47.860	140.6	21:43.825
6	1	3:00.162	51.687	1:20.709	47.766	140.0	18:44.463	5	1	2:58.013	51.457	1:19.175	47.381	141.6	24:41.838
7	1	2:59.362	52.128	1:19.374	47.860	140.6	21:43.825	6	1	2:57.053	52.064	1:18.759	46.230	142.4	27:38.891
8	1	2:58.013	51.457	1:19.175	47.381	141.6	24:41.838	7	1	2:55.877	51.321	1:17.839	46.717	143.4	30:34.768
9	1	2:57.053	52.064	1:18.759	46.230	142.4	27:38.891	8	1	2:56.574	51.511	1:18.292	46.771	142.8	33:31.342
BMW M3 E30 80B															
38	1. Bram VEN LIESHOUT														
1	1	3:12.936	1:04.725	1:21.642	46.569	128.4	3:12.936	1	1	3:03.898	50.490	1:23.750	49.658	137.1	28:24.430
2	1	2:54.248	50.373	1:17.820	46.055	144.7	6:07.184	2	1	3:01.257	51.253	1:22.508	47.496	139.1	31:25.687
3	1	2:53.266	50.411	1:16.902	45.953	145.5	9:00.450	3	1	3:08.160	53.210	1:24.932	50.018	134.0	34:33.847
4	1	2:54.894	50.388	1:18.977	45.529	144.2	11:55.344	4	1	2:59.362	52.128	1:19.374	47.860	140.6	21:43.825
5	1	2:52.839	49.948	1:17.383	45.508	145.9	14:48.183	5	1	2:58.013	51.457	1:19.175	47.381	141.6	24:41.838
6	1	2:51.414	49.749	1:16.776	44.889	147.1	17:39.597	6	1	2:57.053	52.064	1:18.759	46.230	142.4	27:38.891
Ford Sierra RS500 80B															
41	1. Thomas BARTEL														
1	1	3:48.092	1:16.923	1:39.328	51.841	108.6	3:48.092	7	1	2:58.383	51.686	1:20.473	46.224	141.3	21:03.168
2	1	3:10.615	52.433	1:26.556	51.626	132.3	6:58.707	8	1	2:57.256	51.111	1:19.955	46.190	142.2	24:00.424
3	1	3:07.993	52.555	1:24.710	50.728	134.1	10:06.700	9	1	3:14.266	50.076	1:20.693	1:03.497	129.8	27:14.690
4	1	3:07.129	54.410	1:24.230	48.489	134.7	13:13.829	1	1	2:41.517	45.236	1:13.758	42.523	153.4	2:41.517
5	1	3:03.067	51.269	1:22.828	48.970	137.7	16:16.896	2	1	2:40.542	46.257	1:12.673	41.612	157.1	5:22.059
6	1	2:59.870	51.222	1:20.818	47.830	140.2	19:16.766	3	1	2:39.273	45.486	1:12.281	41.506	158.3	8:01.332
7	1	3:00.090	50.476	1:21.664	47.950	140.0	22:16.856	4	1	2:40.779	45.461	1:12.569	42.749	156.8	10:42.111
8	1	3:03.676	51.876	1:21.881	49.919	137.3	25:20.532	5	1	2:40.803	45.335	1:13.458	42.010	156.8	13:22.914
								6	1	2:43.844	45.655	1:15.806	42.383	153.9	16:06.758
BMW M3 80B															
45	1. Leonard BATENBURG														
1	1	5:56.447	3:56.917	1:16.660	42.870	69.5	5:56.447	1	1	2:41.517	45.236	1:13.758	42.523	153.4	2:41.517
2	1	2:41.603	46.635	1:12.803	42.165	156.0	8:38.050	2	1	2:40.542	46.257	1:12.673	41.612	157.1	5:22.059
3	1	2:42.868	46.306	1:13.098	43.464	154.8	11:20.918	3	1	2:39.273	45.486	1:12.281	41.506	158.3	8:01.332
4	1	2:41.334	46.784	1:12.235	42.315	156.3	14:02.252	4	1	2:40.779	45.461	1:12.569	42.749	156.8	10:42.111
5	1	2:44.779	46.217	1:14.508	44.054	153.0	16:47.031	5	1	2:40.803	45.335	1:13.458	42.010	156.8	13:22.914
6	1	2:45.168	47.174	1:14.423	43.571	152.7	19:32.199	6	1	2:43.844	45.655	1:15.806	42.383	153.9	16:06.758
7	1	2:41.647	46.314	1:12.692	42.641	156.0	22:13.846								
8	1	2:42.701	47.176	1:11.966	43.559	155.0	24:56.547								
9	1	2:43.314	46.289	1:14.584	42.441	154.4	27:39.861								
10	1	2:43.084	46.772	1:13.158	43.154	154.6	30:22.945								
11	1	2:42.774	46.287	1:13.360	43.127	154.9	33:05.719								
Chevrolet Corvette C1 60B															
46	1. Robert DUBLER														
1	1	3:23.109	1:06.050	1:24.734	52.325	122.0	3:23.109								
2	1	3:07.296	53.103	1:25.282	48.911	134.6	6:30.405								
3	1	3:05.750	52.205	1:24.226	49.319	135.7	9:36.155								
4	1	3:04.853	52.619	1:23.553	48.681	136.4	12:41.008								
5	1	3:05.452	52.872	1:24.026	48.554	136.0	15:46.460								
6	1	3:04.347	51.958	1:23.482	48.907	136.8	18:50.807								
7	1	3:05.128	52.289	1:24.283	48.556	136.2	21:55.935								
8	1	3:04.996	52.128	1:23.496	49.372	136.3	25:00.931								
9	1	3:04.344	52.028	1:23.722	48.594	136.8	28:05.275								
10	1	3:06.972	51.967	1:23.873	51.132	134.9	31:12.247								
11	1	3:06.177	52.414	1:23.615	50.148	135.4	34:18.424								
Opel Kadett C 70A															
49	1. Thomas DÄTWYLER														
1	1	3:12.104	1:03.017	1:22.150	46.937	129.0	3:12.104								
2	1	2:59.302	51.630	1:20.687	46.985	140.6	6:11.406								
3	1	2:58.579	51.604	1:19.977	46.998	141.2	9:09.985								
4	1	2:58.967	52.007	1:20.120	46.840	140.9	12:08.952								
5	1	2:57.897	51.434	1:19.746	46.717	141.7	15:06.849								
6	1	2:57.936	51.333	1:20.063	46.540	141.7	18:04.785								
7	1	2:58.383	51.686	1:20.473	46.224	141.3	21:03.168								
8	1	2:57.256	51.111	1:19.955	46.190	142.2	24:00.424								
9	1	3:14.266	50.076	1:20.693	1:03.497	129.8	27:14.690								
Porsche 935 K1 70B															
51	1. Daniel SCHREY														
1	1	2:41.517	45.236	1:13.758	42.523	153.4	2:41.517								
2	1	2:40.542	46.257	1:12.673	41.612	157.1	5:22.059								
3	1	2:39.273	45.486	1:12.281	41.506	158.3	8:01.332								
4	1	2:40.779	45.461	1:12.569	42.749	156.8	10:42.111								
5	1	2:40.803	45.335	1:13.458	42.010	156.8	13:22.914								
6	1	2:43.844	45.655	1:15.806	42.383	153.9	16:06.758								

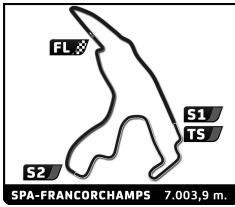


10-Colmore YTCC Spa Summer Classic Race 2

Sector Analysis

— Invalidated Lap ■ Personal Best ■ Session Best ■ Crossing the pit lane

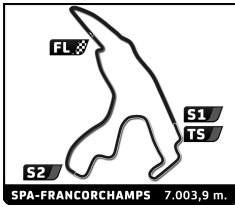
Lap	D	Time	Sector 1	Sector 2	Sector 3	Kph	Elapsed	Lap	D	Time	Sector 1	Sector 2	Sector 3	Kph	Elapsed
54 1. Philipp ZUMSTEIN TVR Griffith 200 60B															
7	1	2:40.925	45.018	1:12.943	42.964	156.7	18:47.683	2	1	3:22.759	1:00.415	1:28.671	53.673	124.4	7:14.439
8	1	2:41.433	46.676	1:13.211	41.546	156.2	21:29.116	3	1	3:22.930	59.808	1:28.365	54.757	124.3	10:37.369
9	1	2:40.352	45.331	1:13.199	41.822	157.2	24:09.468	4	1	3:21.893	59.402	1:28.275	54.216	124.9	13:59.262
10	1	2:44.287	48.021	1:14.170	42.096	153.5	26:53.755	5	1	3:21.188	59.286	1:27.957	53.945	125.3	17:20.450
11	1	2:41.918	45.241	1:13.885	42.792	155.7	29:35.673	6	1	3:20.413	57.835	1:29.198	53.380	125.8	20:40.863
12	1	2:42.321	45.589	1:14.436	42.296	155.3	32:17.994	7	1	3:21.449	1:00.127	1:27.279	54.043	125.2	24:02.312
								8	1	3:20.532	59.486	1:27.171	53.875	125.7	27:22.844
								9	1	3:19.865	59.122	1:28.185	52.558	126.2	30:42.709
								10	1	3:16.539	58.176	1:25.253	53.110	128.3	33:59.248
67 1. Rene WAGNER MGB V8 GT 70B															
1	1	3:44.980	1:18.860	1:32.487	53.633	110.1	3:44.980	1	1	3:00.704	54.056	1:21.423	45.225	137.1	3:00.704
2	1	3:23.789	58.544	1:30.506	54.739	123.7	7:08.769	2	1	2:50.871	46.207	1:19.616	45.048	147.6	5:51.575
3	1	3:18.892	56.236	1:29.395	53.261	126.8	10:27.661	3	1	2:50.431	46.706	1:19.576	44.149	147.9	8:42.006
4	1	3:19.235	55.642	1:29.857	53.736	126.6	13:46.896	4	1	2:50.990	47.196	1:18.402	45.392	147.5	11:32.996
5	1	3:19.160	56.030	1:29.983	53.147	126.6	17:06.056	5	1	2:46.849	45.620	1:16.963	44.266	151.1	14:19.845
6	1	3:21.736	55.839	1:33.001	52.896	125.0	20:27.792	6	1	2:47.716	46.157	1:17.869	43.690	150.3	17:07.561
7	1	3:18.037	55.638	1:29.740	52.659	127.3	23:45.829	7	1	2:49.515	46.192	1:18.588	44.735	148.7	19:57.076
8	1	3:20.079	55.146	1:31.694	53.239	126.0	27:05.908	8	1	2:48.586	46.455	1:17.650	44.481	149.6	22:45.662
9	1	3:19.202	56.039	1:29.275	53.888	126.6	30:25.110	9	1	2:47.075	45.209	1:18.138	43.728	150.9	25:32.737
10	1	3:18.653	55.247	1:31.060	52.346	126.9	33:43.763	10	1	2:48.259	46.057	1:17.746	44.456	149.9	28:20.996
55 1. Erwin VAN LIESHOUT PORSCHE 964RSR 80B															
1	1	2:55.845	53.926	1:17.954	43.965	140.9	2:55.845	1	1	3:29.666	1:11.060	1:26.943	51.663	118.2	3:29.666
2	1	2:47.941	48.438	1:15.805	43.698	150.1	5:43.786	2	1	3:15.391	53.930	1:28.127	53.334	129.0	6:45.057
3	1	2:45.666	47.353	1:15.012	43.301	152.2	8:29.452	3	1	3:07.156	53.323	1:24.133	49.700	134.7	9:52.213
4	1	2:45.878	47.414	1:14.386	44.078	152.0	11:15.330	4	1	3:06.604	52.776	1:24.194	49.634	135.1	12:58.817
5	1	2:45.029	47.314	1:14.552	43.163	152.8	14:00.359	5	1	3:07.619	52.783	1:25.383	49.453	134.4	16:06.436
6	1	2:47.703	47.271	1:16.134	44.298	150.4	16:48.062	6	1	3:08.432	53.058	1:25.061	50.313	133.8	19:14.868
7	1	2:45.110	47.350	1:14.955	42.805	152.7	19:33.172	7	1	3:06.876	52.747	1:24.915	49.214	134.9	22:21.744
8	1	2:46.276	47.467	1:14.803	44.006	151.6	22:19.448	8	1	3:08.451	53.585	1:25.987	48.879	133.8	25:30.195
9	1	2:47.568	48.005	1:15.339	44.224	150.5	25:07.016	9	1	3:06.454	52.656	1:24.659	49.139	135.2	28:36.649
10	1	2:51.029	48.788	1:17.279	44.962	147.4	27:58.045	10	1	3:06.621	53.078	1:24.610	48.933	135.1	31:43.270
11	1	2:47.364	47.942	1:15.557	43.865	150.7	30:45.409	11	1	3:06.480	53.359	1:24.790	48.331	135.2	34:49.750
12	1	2:47.324	47.901	1:15.473	43.950	150.7	33:32.733								
69 1. Urs STEFFEN CORVETTE C1 60B															
1	1	3:29.666	1:11.060	1:26.943	51.663	118.2	3:29.666	1	1	3:34.274	1:11.750	1:30.191	52.333	115.6	3:34.274
2	1	3:15.391	53.930	1:28.127	53.334	129.0	6:45.057	2	1	3:12.213	52.612	1:28.227	51.374	131.2	6:46.487
3	1	3:07.156	53.323	1:24.133	49.700	134.7	9:52.213	3	1	3:32.617	B 54.862	1:28.669	1:09.086	118.6	10:19.104
4	1	3:06.604	52.776	1:24.194	49.634	135.1	12:58.817	4	1	7:08.844	4:49.220	1:26.944	52.680	58.8	17:27.948
5	1	3:07.619	52.783	1:25.383	49.453	134.4	16:06.436	5	1	3:06.402	50.667	1:25.401	50.334	135.3	20:34.350
6	1	3:08.432	53.058	1:25.061	50.313	133.8	19:14.868	6	1	3:08.145	52.802	1:23.929	51.414	134.0	23:42.495
7	1	3:06.876	52.747	1:24.915	49.214	134.9	22:21.744	7	1	3:02.599	51.261	1:22.534	48.804	138.1	26:45.094
8	1	3:08.451	53.585	1:25.987	48.879	133.8	25:30.195	8	1	3:05.906	50.869	1:25.656	49.381	135.6	29:51.000
9	1	3:06.454	52.656	1:24.659	49.139	135.2	28:36.649	9	1	3:03.302	50.436	1:23.469	49.397	137.6	32:54.302
10	1	3:06.621	53.078	1:24.610	48.933	135.1	31:43.270								
11	1	3:06.480	53.359	1:24.790	48.331	135.2	34:49.750								
73 1. Kim CHRISTENSEN JENSEN Healey 70A															
1	1	3:29.666	1:11.060	1:26.943	51.663	118.2	3:29.666	1	1	3:34.274	1:11.750	1:30.191	52.333	115.6	3:34.274
2	1	3:15.391	53.930	1:28.127	53.334	129.0	6:45.057	2	1	3:12.213	52.612	1:28.227	51.374	131.2	6:46.487
3	1	3:07.156	53.323	1:24.133	49.700	134.7	9:52.213	3	1	3:32.617	B 54.862	1:28.669	1:09.086	118.6	10:19.104
4	1	3:06.604	52.776	1:24.194	49.634	135.1	12:58.817	4	1	7:08.844	4:49.220	1:26.944	52.680	58.8	17:27.948
5	1	3:07.619	52.783	1:25.383	49.453	134.4	16:06.436	5	1	3:06.402	50.667	1:25.401	50.334	135.3	20:34.350
6	1	3:08.432	53.058	1:25.061	50.313	133.8	19:14.868	6	1	3:08.145	52.802	1:23.929	51.414	134.0	23:42.495
7	1	3:06.876	52.747	1:24.915	49.214	134.9	22:21.744	7	1	3:02.599	51.261	1:22.534	48.804	138.1	26:45.094
8	1	3:08.451	53.585	1:25.987	48.879	133.8	25:30.195	8	1	3:05.906	50.869	1:25.656	49.381	135.6	29:51.000
9	1	3:06.454	52.656	1:24.659	49.139	135.2	28:36.649	9	1	3:03.302	50.436	1:23.469	49.397	137.6	32:54.302
10	1	3:06.621	53.078	1:24.610	48.933	135.1	31:43.270								
11	1	3:06.480	53.359	1:24.790	48.331	135.2	34:49.750								
56 1. Laurent HOFMANN FORD Escort RS2000 70A															
1	1	3:20.814	1:05.441	1:24.704	50.669	123.4	3:20.814	1	1	3:34.274	1:11.750	1:30.191	52.333	115.6	3:34.274
2	1	3:03.394	53.067	1:21.725	48.602	137.5	6:24.208	2	1	3:12.213	52.612	1:28.227	51.374	131.2	6:46.487
3	1	3:00.797	52.132	1:20.657	48.008	139.5	9:25.005	3	1	3:32.617	B 54.862	1:28.669	1:09.086	118.6	10:19.104
4	1	3:01.893	51.874	1:21.918	48.101	138.6	12:26.898	4	1	7:08.844	4:49.220	1:26.944	52.680	58.8	17:27.948
5	1	3:00.798	52.614	1:20.610	47.574	139.5	15:27.696	5	1	3:06.402	50.667	1:25.401	50.334	135.3	20:34.350
6	1	3:00.146	52.964	1:19.399	47.783	140.0	18:27.842	6	1	3:08.145	52.802	1:23.929	51.414	134.0	23:42.495
7	1	2:59.587	52.467	1:19.924	47.196	140.4	21:27.429	7	1	3:02.599	51.261	1:22.534	48.804	138.1	26:45.094
8	1	3:00.648	53.183	1:20.006	47.459	139.6	24:28.077	8	1	3:05.906	50.869	1:25.656	49.381	135.6	29:51.000
9	1	2:59.186	52.547	1:19.516	47.123	140.7	27:27.263	9	1	3:03.302	50.436	1:23.469	49.397	137.6	32:54.302
10	1	3:00.960	53.044	1:19.573	48.343	139.3	30:28.223								
11	1	3:01.526	52.501	1:21.478	47.547	138.9	33:29.749								
60 1. Ludo VAN DER BORGH BMW E21 318i 70A 2. Rolf JOOSTEN															
1	1	3:51.680	1:24.368	1:32.078	55.234	106.9	3:51.680								



10-Colmore YTCC Spa Summer Classic Race 2

Sector Analysis

BMW E36 M3 90s							FORD Escort Zakspeed MK2 70B								
Lap D	Time	Sector 1	Sector 2	Sector 3	Kph	Elapsed	Lap D	Time	Sector 1	Sector 2	Sector 3	Kph	Elapsed		
77 1.Stuart WAITE							101 1.Malcolm HARDING								
1	1	2:55.313	53.025	1:16.931	45.357	141.3	2:55.313	1	1	2:42.197	45.959	1:13.330	42.908	152.7	2:42.197
2	1	2:49.187	47.801	1:16.376	45.010	149.0	5:44.500	2	1	2:41.552	46.080	1:13.414	42.058	156.1	5:23.749
3	1	2:47.625	47.837	1:15.935	43.853	150.4	8:32.125	3	1	2:40.588	45.268	1:12.672	42.648	157.0	8:04.337
4	1	2:48.525	48.488	1:15.660	44.377	149.6	11:20.650	4	1	2:41.603	45.273	1:12.870	43.460	156.0	10:45.940
5	1	2:47.595	47.902	1:15.755	43.938	150.4	14:08.245	5	1	2:43.211	46.147	1:14.021	43.043	154.5	13:29.151
6	1	2:47.077	47.382	1:15.913	43.782	150.9	16:55.322	6	1	2:46.027	46.844	1:14.852	44.331	151.9	16:15.178
7	1	2:48.442	47.057	1:16.948	44.437	149.7	19:43.764	7	1	2:42.732	45.789	1:13.892	43.051	154.9	18:57.910
8	1	2:46.212	47.202	1:15.391	43.619	151.7	22:29.976	8	1	2:44.957	45.039	1:14.981	44.937	152.9	21:42.867
9	1	2:47.777	46.945	1:15.533	45.299	150.3	25:17.753	9	1	2:44.823	47.314	1:15.267	42.242	153.0	24:27.690
10	1	2:46.221	47.369	1:15.369	43.483	151.7	28:03.974	10	1	2:42.552	45.433	1:14.607	42.512	155.1	27:10.242
11	1	2:45.653	47.140	1:15.017	43.496	152.2	30:49.627	11	1	2:44.665	47.127	1:14.730	42.808	153.1	29:54.907
12	1	2:47.414	47.278	1:16.044	44.092	150.6	33:37.041	12	1	2:44.289	45.884	1:15.333	43.072	153.5	32:39.196
79 1.Thomas KARVONEN							106 1.Mark VERMIN								
1	1	2:49.413	49.485	1:16.178	43.750	146.2	2:49.413	1	1	3:31.717	1:15.101	1:26.176	50.440	117.0	3:31.717
2	1	2:45.445	46.796	1:15.195	43.454	152.4	5:34.858	2	1	3:12.895	55.658	1:25.060	52.177	130.7	6:44.612
3	1	2:43.642	46.503	1:14.003	43.136	154.1	8:18.500	3	1	3:08.783	55.219	1:23.243	50.321	133.6	9:53.395
4	1	2:43.949	47.088	1:13.946	42.915	153.8	11:02.449	4	1	3:07.334	55.208	1:22.190	49.936	134.6	13:00.729
5	1	2:43.913	46.379	1:14.337	43.197	153.8	13:46.362	5	1	3:08.330	53.469	1:24.734	50.127	133.9	16:09.059
6	1	2:43.077	46.284	1:13.515	43.278	154.6	16:29.439	6	1	3:07.093	54.272	1:22.085	50.736	134.8	19:16.152
7	1	2:45.879	48.094	1:14.370	43.415	152.0	19:15.318	7	1	3:06.635	53.789	1:22.948	49.898	135.1	22:22.787
8	1	2:42.796	46.854	1:13.544	42.398	154.9	21:58.114	8	1	3:08.586	54.844	1:24.023	49.719	133.7	25:31.373
9	1	2:45.788	47.769	1:15.051	42.968	152.1	24:43.902	9	1	3:06.512	54.046	1:22.477	49.989	135.2	28:37.885
10	1	2:46.388	47.180	1:14.853	44.355	151.5	27:30.290	10	1	3:07.265	53.942	1:23.145	50.178	134.6	31:45.150
11	1	2:47.005	47.297	1:14.180	45.528	151.0	30:17.295	11	1	3:06.186	54.097	1:22.658	49.431	135.4	34:51.336
12	1	2:47.790	47.482	1:15.387	44.921	150.3	33:05.085								
82 1.Harry BRYZMANN							112 1.Christian GRAF VON WED								
1	1	3:23.570	1:08.415	1:24.446	50.709	121.7	3:23.570	1	1	2:54.614	52.911	1:16.381	45.322	141.9	2:54.614
2	1	2:56.774	48.834	1:19.953	47.987	142.6	6:20.344	2	1	2:50.014	48.655	1:16.391	44.968	148.3	5:44.628
3	1	2:51.770	47.938	1:18.718	45.114	146.8	9:12.114	3	1	2:48.027	48.519	1:15.263	44.245	150.1	8:32.655
4	1	2:52.294	47.722	1:19.040	45.532	146.3	12:04.408	4	1	2:50.281	48.682	1:16.560	45.039	148.1	11:22.936
5	1	2:48.065	46.797	1:16.511	44.757	150.0	14:52.473	5	1	2:46.451	48.312	1:14.335	43.804	151.5	14:09.387
6	1	2:49.968	47.100	1:17.774	45.094	148.3	17:42.441	6	1	2:47.649	48.462	1:15.085	44.102	150.4	16:57.036
7	1	2:50.244	46.361	1:18.624	45.259	148.1	20:32.685	7	1	2:49.464	48.668	1:16.724	44.072	148.8	19:46.500
8	1	2:52.315	46.645	1:18.844	46.826	146.3	23:25.000	8	1	2:48.825	48.305	1:16.552	43.968	149.4	22:35.325
9	1	2:50.940	46.367	1:18.131	46.442	147.5	26:15.940	9	1	2:50.027	48.687	1:16.805	44.535	148.3	25:25.352
10	1	2:50.635	47.135	1:17.589	45.911	147.8	29:06.575	10	1	2:50.411	48.976	1:15.881	45.554	148.0	28:15.763
11	1	2:49.286	46.623	1:17.919	44.744	148.9	31:55.861	11	1	2:49.304	49.166	1:15.675	44.463	148.9	31:05.067
12	1	2:46.988	45.523	1:16.728	44.737	151.0	34:42.849	12	1	2:51.400	48.878	1:16.137	46.385	147.1	33:56.467
83 1.Ross IRVINE							114 1.Lando GRAF VON WEDEL								
1	1	3:01.338	55.277	1:20.500	45.561	136.6	3:01.338	1	1	3:10.945	1:02.776	1:21.579	46.590	129.7	3:10.945
2	1	3:59.630 B	52.251	1:41.997	1:25.382	105.2	7:00.968	2	1	2:56.886	51.209	1:18.715	46.962	142.5	6:07.831
								3	1	2:53.862	50.726	1:17.253	45.883	145.0	9:01.693
								4	1	2:55.490	51.818	1:17.983	45.689	143.7	11:57.183
								5	1	2:55.044	51.840	1:17.329	45.875	144.0	14:52.227



10-Colmore YTCC Spa Summer Classic Race 2

Sector Analysis

— Invalidated Lap ■ Personal Best ■ Session Best B Crossing the pit lane

Lap	D	Time	Sector 1	Sector 2	Sector 3	Kph	Elapsed	Lap	D	Time	Sector 1	Sector 2	Sector 3	Kph	Elapsed
6	1	2:54.882	51.418	1:17.253	46.211	144.2	17:47.109	1	1	3:16.929	1:03.729	1:25.010	48.190	125.8	3:16.929
7	1	2:54.397	51.324	1:16.984	46.089	144.6	20:41.506	2	1	3:02.776	51.786	1:20.992	49.998	138.0	6:19.705
8	1	2:57.069	51.919	1:18.833	46.317	142.4	23:38.575	3	1	2:59.782	52.249	1:20.085	47.448	140.2	9:19.487
9	1	2:54.409	51.218	1:17.359	45.832	144.6	26:32.984	4	1	2:58.825	51.665	1:19.722	47.438	141.0	12:18.312
10	1	2:54.474	50.888	1:18.015	45.571	144.5	29:27.458	5	1	3:03.417	51.555	1:19.447	52.415	137.5	15:21.729
11	1	2:56.544	51.954	1:18.518	46.072	142.8	32:24.002	6	1	2:57.360	51.426	1:19.345	46.589	142.2	18:19.089

117		1. Francisco FREITAS		BMW M3 E30			
				80B			
1	1	2:50.401	52.796	1:14.188	43.417	145.4	2:50.401
2	1	2:45.309	47.494	1:13.799	44.016	152.5	5:35.710
3	1	2:43.839	47.828	1:12.692	43.319	153.9	8:19.549
4	1	2:46.540	47.386	1:13.458	45.696	151.4	11:06.089
5	1	2:43.193	47.801	1:12.512	42.880	154.5	13:49.282
6	1	2:48.146	49.046	1:14.468	44.632	150.0	16:37.428
7	1	3:00.969	B 47.780	1:14.638	58.551	139.3	19:38.397
8	1	4:32.886	B 2:19.392	1:16.973	56.521	92.4	24:11.283

119		1. Alexis GRAF VON WEDEL		BMW 325 i			
				80B			
1	1	2:55.707	53.689	1:17.043	44.975	141.0	2:55.707
2	1	2:50.860	49.868	1:15.713	45.279	147.6	5:46.567
3	1	2:48.176	48.770	1:14.814	44.592	149.9	8:34.743
4	1	2:48.697	49.082	1:14.910	44.705	149.5	11:23.440
5	1	2:46.460	48.363	1:14.206	43.891	151.5	14:09.900
6	1	2:47.476	48.065	1:15.202	44.209	150.6	16:57.376
7	1	2:48.729	48.487	1:16.145	44.097	149.4	19:46.105
8	1	2:49.694	48.911	1:16.484	44.299	148.6	22:35.799
9	1	2:49.435	48.316	1:16.359	44.760	148.8	25:25.234
10	1	2:50.476	49.285	1:15.808	45.383	147.9	28:15.710
11	1	2:49.923	49.327	1:16.155	44.441	148.4	31:05.633
12	1	2:51.082	48.360	1:16.377	46.345	147.4	33:56.715

122		1. Ed VAN HEUSDEN		Porsche 944			
				80B			
1	1	3:27.895	1:14.518	1:25.278	48.099	119.2	3:27.895
2	1	3:02.952	51.792	1:22.473	48.687	137.8	6:30.847
3	1	2:59.839	50.183	1:21.524	48.132	140.2	9:30.686
4	1	3:13.988	50.590	1:33.168	50.230	130.0	12:44.674
5	1	3:39.097	B 51.335	1:32.416	1:15.346	115.1	16:23.771

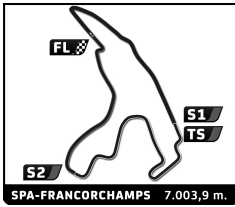
144		1. Mike WATSON		Ford RS Cosworth			
				80B			
1	1	3:42.220	1:22.457	1:29.668	50.095	111.5	3:42.220
2	1	3:06.211	51.553	1:23.199	51.459	135.4	6:48.431
3	1	3:06.665	53.014	1:24.205	49.446	135.1	9:55.096
4	1	3:04.939	51.997	1:23.240	49.702	136.3	13:00.035
5	1	3:15.181	51.844	1:27.718	55.619	129.2	16:15.216

155		1. Mikkel MIKKELSEN		Opel Kadett B sedan	
				60A	

161		1. Dimitri GALANIDIS		Porsche 996			
				90s			
1	1	2:51.828	52.327	1:16.181	43.320	144.2	2:51.828
2	1	2:47.909	46.743	1:16.990	44.176	150.2	5:39.737
3	1	2:45.678	47.264	1:15.422	42.992	152.2	8:25.415
4	1	2:45.465	45.905	1:15.801	43.759	152.4	11:10.880
5	1	2:45.009	45.898	1:15.928	43.183	152.8	13:55.889
6	1	2:45.216	45.770	1:15.344	44.102	152.6	16:41.105
7	1	2:44.676	46.454	1:15.096	43.126	153.1	19:25.781
8	1	2:44.190	45.922	1:16.044	42.224	153.6	22:09.971
9	1	2:46.359	46.112	1:16.117	44.130	151.6	24:56.330
10	1	2:44.489	45.591	1:16.941	41.957	153.3	27:40.819
11	1	2:44.049	46.081	1:14.178	43.790	153.7	30:24.868
12	1	2:41.736	45.187	1:14.501	42.048	155.9	33:06.604

191		1. Oliver OWEN		BMW E36 328			
				90s			
1	1	3:04.864	56.075	1:22.195	46.594	134.0	3:04.864
2	1	2:55.228	51.051	1:18.755	45.422	143.9	6:00.092
3	1	2:51.782	49.674	1:16.632	45.476	146.8	8:51.874
4	1	2:52.007	48.936	1:16.908	46.163	146.6	11:43.881
5	1	2:49.560	48.386	1:16.288	44.886	148.7	14:33.441
6	1	2:52.013	48.551	1:17.020	46.442	146.6	17:25.454
7	1	2:52.804	49.912	1:17.599	45.293	145.9	20:18.258
8	1	2:51.332	48.910	1:16.520	45.902	147.2	23:09.590
9	1	2:54.509	52.420	1:16.772	45.317	144.5	26:04.099
10	1	2:50.237	49.107	1:16.413	44.717	148.1	28:54.336
11	1	2:50.603	49.061	1:16.800	44.742	147.8	31:44.939
12	1	2:53.349	51.270	1:16.563	45.516	145.5	34:38.288

233		1. Joost DEEN		BMW M3 E30			
				80B			
1	1	3:25.033	1:07.962	1:25.355	51.716	120.8	3:25.033
2	1	3:08.575	54.423	1:24.163	49.989	133.7	6:33.608
3	1	3:04.013	52.409	1:21.557	50.047	137.0	9:37.621
4	1	3:04.764	52.173	1:23.307	49.284	136.5	12:42.385
5	1	3:02.499	52.386	1:22.695	47.418	138.2	15:44.884
6	1	2:59.984	52.263	1:20.158	47.563	140.1	18:44.868
7	1	2:58.748	51.357	1:19.047	48.344	141.1	21:43.616
8	1	2:56.483	51.365	1:18.342	46.776	142.9	24:40.099
9	1	2:58.448	51.856	1:19.353	47.239	141.3	27:38.547



10-Colmore YTCC Spa Summer Classic Race 2

Sector Analysis

— Invalidated Lap ■ Personal Best ■ Session Best ■ Crossing the pit lane

Lap	D	Time	Sector 1	Sector 2	Sector 3	Kph	Elapsed	Lap	D	Time	Sector 1	Sector 2	Sector 3	Kph	Elapsed
10	1	2:57.074	51.669	1:18.938	46.467	142.4	30:35.621	1	1	3:45.648	1:21.352	1:34.198	50.098	109.8	3:45.648
11	1	2:57.789	51.069	1:19.711	47.009	141.8	33:33.410	2	1	3:09.034	53.331	1:24.976	50.727	133.4	6:54.682

244

1. Dan JAKOBSEN
Porsche 996 GT3 Cup
90s

1	1	3:27.009	1:14.717	1:23.610	48.682	119.7	3:27.009
2	1	3:01.321	50.910	1:23.958	46.453	139.1	6:28.330
3	1	2:59.619	48.096	1:24.544	46.979	140.4	9:27.949
4	1	3:00.261	48.656	1:23.416	48.189	139.9	12:28.210
5	1	2:54.380	48.491	1:20.244	45.645	144.6	15:22.590
6	1	2:53.506	47.707	1:20.674	45.125	145.3	18:16.096
7	1	2:52.273	48.012	1:19.499	44.762	146.4	21:08.369
8	1	2:50.051	47.017	1:17.888	45.146	148.3	23:58.420
9	1	2:51.157	47.861	1:18.809	44.487	147.3	26:49.577
10	1	2:50.311	47.478	1:18.728	44.105	148.0	29:39.888
11	1	2:47.962	46.893	1:17.041	44.028	150.1	32:27.850

325

1. Geert CROONENBROEK
BMW E30
80B

1	1	3:47.385	1:17.986	1:36.237	53.162	109.0	3:47.385
2	1	3:36.423	57.225	1:31.633	1:07.565	116.5	7:23.808

364

1. Eric BAUMARD
BMW E21 323i
70B

1	1	3:51.547	1:27.922	1:28.957	54.668	107.0	3:51.547
2	1	3:07.669	53.993	1:24.402	49.274	134.4	6:59.216
3	1	3:07.214	52.885	1:21.973	52.356	134.7	10:06.430
4	1	3:07.286	54.254	1:22.543	50.489	134.6	13:13.716
5	1	3:04.261	52.933	1:21.542	49.786	136.8	16:17.977
6	1	3:02.607	53.378	1:21.412	47.817	138.1	19:20.584
7	1	3:02.793	53.416	1:21.200	48.177	137.9	22:23.377
8	1	3:04.979	52.772	1:23.572	48.635	136.3	25:28.356
9	1	3:00.891	52.402	1:20.650	47.839	139.4	28:29.247
10	1	2:58.865	52.299	1:19.954	46.612	141.0	31:28.112
11	1	3:00.141	51.191	1:21.284	47.666	140.0	34:28.253

369

1. Theis MIKKELSEN
Porsche 944
80B

1	1	3:50.532	1:26.097	1:31.307	53.128	107.5	3:50.532
2	1	3:14.711	55.645	1:27.050	52.016	129.5	7:05.243
3	1	3:16.157	57.124	1:25.333	53.700	128.5	10:21.400
4	1	3:14.683	55.937	1:27.447	51.299	129.5	13:36.083
5	1	3:13.126	56.368	1:25.263	51.495	130.6	16:49.209
6	1	3:22.014	55.199	1:35.200	51.615	124.8	20:11.223
7	1	3:16.045	56.677	1:26.566	52.802	128.6	23:27.268
8	1	3:14.883	55.861	1:27.324	51.698	129.4	26:42.151
9	1	3:15.638	56.326	1:27.027	52.285	128.9	29:57.789
10	1	3:17.511	56.685	1:28.974	51.852	127.7	33:15.300

729

1. Christian RICHTER
Porsche 968CS
90s

1	1	3:45.648	1:21.352	1:34.198	50.098	109.8	3:45.648
2	1	3:09.034	53.331	1:24.976	50.727	133.4	6:54.682
3	1	3:11.225	52.873	1:25.110	53.242	131.9	10:05.907
4	1	3:04.374	52.486	1:23.064	48.824	136.8	13:10.281
5	1	3:07.188	52.892	1:24.402	49.894	134.7	16:17.469
6	1	3:07.942	52.766	1:25.999	49.177	134.2	19:25.411
7	1	3:11.715	52.407	1:28.525	50.783	131.5	22:37.126
8	1	3:06.892	52.479	1:25.286	49.127	134.9	25:44.018
9	1	3:05.332	52.865	1:24.132	48.335	136.0	28:49.350
10	1	3:04.316	52.286	1:23.738	48.292	136.8	31:53.666
11	1	3:04.112	51.862	1:23.894	48.356	137.0	34:57.778

762

1. Carsten NEEF
Porsche 944 Turbo
80B

1	1	3:49.279	1:26.281	1:30.559	52.439	108.1	3:49.279
2	1	3:19.800	55.448	1:29.653	54.699	126.2	7:09.079
3	1	3:13.565	54.956	1:27.019	51.590	130.3	10:22.644
4	1	3:11.542	54.440	1:26.205	50.897	131.6	13:34.186
5	1	3:13.932	54.900	1:27.153	51.879	130.0	16:48.118
6	1	3:11.915	54.578	1:26.440	50.897	131.4	20:00.033
7	1	3:11.541	54.329	1:26.286	50.926	131.6	23:11.574
8	1	3:12.396	53.869	1:27.873	50.654	131.1	26:23.970
9	1	3:15.596	56.334	1:28.318	50.944	128.9	29:39.566
10	1	3:12.184	55.198	1:26.832	50.154	131.2	32:51.750

900

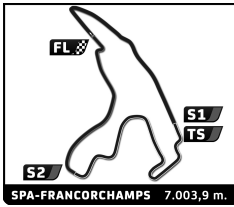
1. Jeroen VAN BREDA
Porsche 944
80B

1	1	3:17.919	1:05.460	1:24.590	47.869	125.2	3:17.919
2	1	3:02.729	51.805	1:20.568	50.356	138.0	6:20.648
3	1	3:00.145	52.579	1:19.295	48.271	140.0	9:20.793
4	1	2:59.275	52.122	1:18.668	48.485	140.6	12:20.068
5	1	2:58.078	52.212	1:18.932	46.934	141.6	15:18.146
6	1	2:56.955	51.904	1:18.672	46.379	142.5	18:15.101
7	1	2:57.325	52.256	1:18.411	46.658	142.2	21:12.426
8	1	2:56.488	51.899	1:18.198	46.391	142.9	24:08.914
9	1	2:57.460	52.009	1:18.665	46.786	142.1	27:06.374
10	1	2:58.836	52.865	1:19.043	46.928	141.0	30:05.210
11	1	2:56.871	52.131	1:18.589	46.151	142.6	33:02.081

908

1. Ruben NOOY
Porsche 944
80B

1	1	3:04.256	57.050	1:21.000	46.206	134.5	3:04.256
2	1	2:57.034	50.192	1:20.920	45.922	142.4	6:01.290
3	1	2:54.211	49.695	1:18.289	46.227	144.7	8:55.501
4	1	2:56.339	49.698	1:18.514	48.127	143.0	11:51.840
5	1	2:53.866	49.969	1:18.137	45.760	145.0	14:45.706
6	1	2:54.614	49.815	1:18.643	46.156	144.4	17:40.320
7	1	2:54.480	50.355	1:18.382	45.743	144.5	20:34.800
8	1	2:54.739	50.177	1:19.150	45.412	144.3	23:29.539
9	1	2:54.289	49.746	1:18.242	46.301	144.7	26:23.828
10	1	2:55.457	51.286	1:18.126	46.045	143.7	29:19.285
11	1	2:52.890	49.443	1:18.158	45.289	145.8	32:12.175
12	1	2:53.078	50.386	1:17.670	45.022	145.7	35:05.253



10-Colmore YTCC Spa Summer Classic Race 2

Sector Analysis

— Invalidated Lap ■ Personal Best ■ Session Best B Crossing the pit lane

Lap D	Time	Sector 1	Sector 2	Sector 3	Kph	Elapsed	Lap D	Time	Sector 1	Sector 2	Sector 3	Kph	Elapsed
919 1.Sander ROEST							Porsche 944 S2 80B						
1	1	3:02.465	55.393	1:21.311	45.761	135.8	3:02.465						
2	1	2:51.157	49.091	1:17.125	44.941	147.3	5:53.622						
3	1	2:52.887	49.797	1:17.494	45.596	145.8	8:46.509						
4	1	2:53.044	49.739	1:17.237	46.068	145.7	11:39.553						
5	1	2:52.013	49.844	1:16.840	45.329	146.6	14:31.566						
6	1	2:52.771	49.515	1:16.784	46.472	145.9	17:24.337						
7	1	2:51.966	49.509	1:17.078	45.379	146.6	20:16.303						
8	1	2:52.098	48.900	1:16.673	46.525	146.5	23:08.401						
9	1	2:51.829	49.647	1:16.681	45.501	146.7	26:00.230						
10	1	2:52.096	50.484	1:16.358	45.254	146.5	28:52.326						
11	1	2:51.690	48.832	1:16.388	46.470	146.9	31:44.016						
12	1	2:51.094	50.034	1:15.881	45.179	147.4	34:35.110						
930 1.Manfredo ROSSI DI MON'							Porsche 930 70B						
1	1	2:43.843	47.666	1:13.969	42.208	151.2	2:43.843						
2	1	2:42.795	46.272	1:14.008	42.515	154.9	5:26.638						
3	1	2:45.562	46.699	1:14.815	44.048	152.3	8:12.200						
4	1	2:45.167	47.246	1:14.627	43.294	152.7	10:57.367						
5	1	2:44.550	46.179	1:14.710	43.661	153.2	13:41.917						
6	1	2:44.765	46.734	1:15.124	42.907	153.0	16:26.682						
7	1	2:47.730	47.114	1:14.963	45.653	150.3	19:14.412						
8	1	2:41.481	46.007	1:13.421	42.053	156.1	21:55.893						
9	1	2:44.155	46.972	1:14.525	42.658	153.6	24:40.048						
943 1.Olivier VAN OOSTROM							Porsche 944 S2 80B						
1	1	3:29.488	1:16.502	1:23.775	49.211	118.3	3:29.488						
2	1	3:02.071	50.650	1:22.906	48.515	138.5	6:31.559						
3	1	2:59.410	51.540	1:20.001	47.869	140.5	9:30.969						
4	1	2:57.788	51.847	1:18.198	47.743	141.8	12:28.757						
5	1	2:51.440	50.806	1:15.636	44.998	147.1	15:20.197						
6	1	2:50.211	48.804	1:16.073	45.334	148.1	18:10.408						
7	1	2:52.035	49.464	1:17.277	45.294	146.6	21:02.443						
8	1	2:51.992	49.642	1:16.671	45.679	146.6	23:54.435						
9	1	2:53.882	50.213	1:18.539	45.130	145.0	26:48.317						
10	1	2:53.619	49.651	1:18.959	45.009	145.2	29:41.936						
11	1	2:57.075	52.236	1:19.361	45.478	142.4	32:39.011						