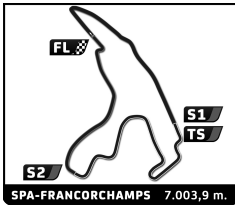


10-Colmore YTCC Spa Summer Classic Race 1

Sector Analysis

— Invalidated Lap ■ Personal Best ■ Session Best B Crossing the pit lane

Lap	D	Time	Sector 1	Sector 2	Sector 3	Kph	Elapsed	Lap	D	Time	Sector 1	Sector 2	Sector 3	Kph	Elapsed
1 Luke BENNETT BMW 635 Csi 80B								2	1	2:50.623	49.013	1:17.735	43.875	147.8	10:32.678
								3	1	2:49.543	47.080	1:17.048	45.415	148.7	13:22.221
								4	1	2:46.833	46.874	1:16.236	43.723	151.1	16:09.054
								5	1	2:47.506	46.431	1:17.250	43.825	150.5	18:56.560
								6	1	2:46.805	46.536	1:16.788	43.481	151.2	21:43.365
								7	1	2:48.334	47.943	1:16.209	44.182	149.8	24:31.699
								8	1	2:49.154	46.860	1:17.278	45.016	149.1	27:20.853
								9	1	2:48.723	48.517	1:16.578	43.628	149.4	30:09.576
								10	1	2:48.750	46.978	1:18.022	43.750	149.4	32:58.326
2 Bart LEMAIRE TRABANT 601 RS 60A								8 Bernard BÜHLER TRIUMPH TR4 60A							
								1	1	8:28.576	6:06.035	1:29.290	53.251	48.7	8:28.576
								2	1	3:16.002	57.193	1:26.981	51.828	128.6	11:44.578
								3	1	3:14.829	56.536	1:26.502	51.791	129.4	14:59.407
								4	1	3:14.722	56.459	1:26.569	51.694	129.5	18:14.129
								5	1	3:16.558	57.388	1:26.532	52.638	128.3	21:30.687
								6	1	3:15.492	56.754	1:27.272	51.466	129.0	24:46.179
								7	1	3:14.177	56.217	1:26.140	51.820	129.9	28:00.356
								8	1	3:14.047	55.898	1:25.909	52.240	129.9	31:14.403
								9	1	3:15.739	55.697	1:27.217	52.825	128.8	34:30.142
3 Anita RENES LOTUS Sunbeam 70A								10 Kyano DEN ROOIJEN BMW E36 325i 90s							
								1	1	8:00.801	5:48.892	1:21.882	50.027	51.5	8:00.801
								2	1	3:07.821	55.335	1:22.476	50.010	134.2	11:08.622
								3	1	3:22.360 B	53.763	1:23.284	1:05.313	124.6	14:30.982
6 Armand ADRIAANS BMW M3 GT4 90s								11 Sam ADRIAANS BMW M3 80B							
								1	1	7:41.217	5:33.668	1:20.691	46.858	53.7	7:41.217
								2	1	2:52.509	50.489	1:18.287	43.733	146.2	10:33.726
								3	1	2:48.174	47.687	1:16.648	43.839	149.9	13:21.900
								4	1	2:49.599	48.022	1:17.226	44.351	148.7	16:11.499
								5	1	2:46.460	47.506	1:15.364	43.590	151.5	18:57.959
								6	1	2:46.504	47.953	1:15.582	42.969	151.4	21:44.463
								7	1	2:47.026	47.316	1:16.233	43.477	151.0	24:31.489
								8	1	2:49.387	47.974	1:16.838	44.575	148.9	27:20.876
								9	1	2:51.471	49.777	1:16.660	45.034	147.0	30:12.347
								10	1	2:51.530	48.663	1:18.006	44.861	147.0	33:03.877
7 Volker SCHNEIDER FORD Sierra RS500 80B								12 Sam DAFFIN FORD Fiesta RWD 90s							
								1	1	7:56.873	5:46.329	1:22.128	48.416	52.0	7:56.873
								2	1	2:58.418	51.264	1:20.647	46.507	141.3	10:55.291
								3	1	2:54.221	49.166	1:19.342	45.713	144.7	13:49.512
								4	1	2:52.813	48.776	1:18.256	45.781	145.9	16:42.325
								5	1	2:53.972	48.923	1:17.770	47.279	144.9	19:36.297
								6	1	2:54.413	49.383	1:18.751	46.279	144.6	22:30.710
								7	1	2:52.723	49.541	1:17.680	45.502	146.0	25:23.433
								8	1	2:53.593	49.152	1:18.514	45.927	145.2	28:17.026
								9	1	2:53.707	48.996	1:18.645	46.066	145.2	31:10.733

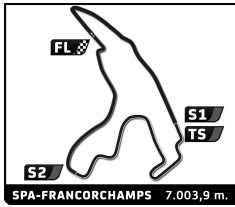


10-Colmore YTCC Spa Summer Classic Race 1

Sector Analysis

— Invalidated Lap ■ Personal Best ■ Session Best ■ Crossing the pit lane

Lap	D	Time	Sector 1	Sector 2	Sector 3	Kph	Elapsed	Lap	D	Time	Sector 1	Sector 2	Sector 3	Kph	Elapsed
10	1	2:54.869	48.901	1:17.426	48.542	144.2	34:05.602	5	1	2:58.807	51.084	1:20.370	47.353	141.0	20:03.006
<div style="border: 1px solid black; padding: 5px; display: inline-block;"> 16 1.Hans-Jürgen ERDBRÜGGES, Luca WERPUP 2.Edgar ALTHOFF </div>								<div style="border: 1px solid black; padding: 5px; display: inline-block;"> 32 1.Eric IN DEN BOSCH </div>							
Porsche 930 80B								Porsche 944S2 80B							
1	1	7:41.497	5:33.450	1:21.901	46.146	53.7	7:41.497	1	1	7:53.134	5:41.658	1:23.915	47.561	52.4	7:53.134
2	1	2:47.950	48.341	1:15.429	44.180	150.1	10:29.447	2	1	3:01.579	52.475	1:22.485	46.619	138.9	10:54.713
3	1	2:45.314	46.349	1:15.744	43.221	152.5	13:14.761	3	1	2:58.950	51.969	1:20.390	46.591	140.9	13:53.663
4	1	2:41.646	46.459	1:12.952	42.235	156.0	15:56.407	4	1	2:59.600	52.006	1:21.090	46.504	140.4	16:53.263
5	1	2:42.121	46.401	1:13.431	42.289	155.5	18:38.528	5	1	2:59.081	51.352	1:20.993	46.736	140.8	19:52.344
6	1	2:43.091	45.586	1:14.294	43.211	154.6	21:21.619	6	1	2:59.383	51.456	1:21.495	46.432	140.6	22:51.727
7	1	2:42.891	45.888	1:14.704	42.299	154.8	24:04.510	7	1	2:57.923	51.112	1:20.723	46.088	141.7	25:49.650
8	1	2:41.631	45.611	1:13.323	42.697	156.0	26:46.141	8	1	2:59.262	51.494	1:20.957	46.811	140.7	28:48.912
9	1	2:42.594	45.370	1:14.620	42.604	155.1	29:28.735	9	1	3:00.612	51.408	1:22.337	46.867	139.6	31:49.524
10	1	2:42.823	46.119	1:14.259	42.445	154.9	32:11.558	<div style="border: 1px solid black; padding: 5px; display: inline-block;"> 34 1.Gerd TEKAAT </div>							
Porsche 911 Carrera 70B								Chevrolet Camaro 60B							
1	1	8:23.716	5:59.567	1:29.579	54.570	49.2	8:23.716	1	1	7:50.001	5:41.624	1:20.856	47.521	52.7	7:50.001
2	1	3:17.260	58.254	1:26.948	52.058	127.8	11:40.976	2	1	2:58.560	51.755	1:20.263	46.542	141.2	10:48.561
3	1	3:12.795	55.521	1:26.359	50.915	130.8	14:53.771	3	1	2:53.648	47.629	1:20.022	45.997	145.2	13:42.209
4	1	3:11.166	54.200	1:25.191	51.775	131.9	18:04.937	4	1	2:54.544	47.937	1:19.816	46.791	144.5	16:36.753
5	1	3:12.586	55.252	1:25.956	51.378	130.9	21:17.523	5	1	2:52.934	47.503	1:19.117	46.314	145.8	19:29.687
6	1	3:11.769	54.904	1:26.088	50.777	131.5	24:29.292	6	1	2:52.994	47.041	1:19.379	46.574	145.8	22:22.681
7	1	3:11.035	54.954	1:25.777	50.304	132.0	27:40.327	7	1	2:54.453	47.825	1:18.671	47.957	144.5	25:17.134
8	1	3:09.970	54.226	1:25.728	50.016	132.7	30:50.297	8	1	2:50.135	47.089	1:18.309	44.737	148.2	28:07.269
9	1	3:09.324	54.330	1:25.320	49.674	133.2	33:59.621	9	1	2:50.145	46.530	1:18.014	45.601	148.2	30:57.414
Ford Sierra RS500 80B								Ford Sierra RS500 80B							
1	1	7:32.976	5:29.945	1:17.797	45.234	54.7	7:32.976	<div style="border: 1px solid black; padding: 5px; display: inline-block;"> 35 1.Mike MANNING </div>							
2	1	2:51.727	50.533	1:17.152	44.042	146.8	10:24.703	1	1	7:26.179	5:26.858	1:15.594	43.727	55.5	7:26.179
3	1	2:49.634	48.830	1:16.487	44.317	148.6	13:14.337	2	1	2:45.005	46.177	1:15.716	43.112	152.8	10:11.184
4	1	2:47.790	47.456	1:15.900	44.434	150.3	16:02.127	3	1	2:43.811	45.673	1:14.863	43.275	153.9	12:54.995
5	1	2:46.561	47.281	1:15.678	43.602	151.4	18:48.688	4	1	2:42.844	45.414	1:14.532	42.898	154.8	15:37.839
6	1	2:49.108	47.509	1:16.983	44.616	149.1	21:37.796	<div style="border: 1px solid black; padding: 5px; display: inline-block;"> 36 1.Sander TEEUWEN </div>							
7	1	2:48.653	47.229	1:16.053	45.371	149.5	24:26.449	1	1	7:44.214	5:33.095	1:23.285	47.834	53.4	7:44.214
8	1	2:48.686	47.117	1:17.532	44.037	149.5	27:15.135	2	1	2:56.630	50.044	1:20.537	46.049	142.8	10:40.844
9	1	2:46.496	46.786	1:16.625	43.085	151.4	30:01.631	3	1	2:52.729	47.267	1:19.606	45.856	146.0	13:33.573
10	1	2:49.670	47.233	1:17.037	45.400	148.6	32:51.301	4	1	2:50.736	47.355	1:18.443	44.938	147.7	16:24.309
Ford Capri 3500 70B								BMW E36 GTR 90s							
1	1	13:38.296 B	5:59.768	6:23.590	1:14.938	30.3	13:38.296	5	1	2:48.239	46.888	1:17.045	44.306	149.9	19:12.548
2	1	19:04.054 B	...	1:24.295	1:14.542	22.0	32:42.350	6	1	2:47.794	47.057	1:16.849	43.888	150.3	22:00.342
Alfa Romeo Giulio GT 60A								BMW M3 E30 80B							
<div style="border: 1px solid black; padding: 5px; display: inline-block;"> 31 1.Jan DE HEK 2.Frank DE HEK </div>								<div style="border: 1px solid black; padding: 5px; display: inline-block;"> 38 1.Bram VEN LIESHOUT </div>							
1	1	7:58.589	5:44.735	1:24.524	49.330	51.8	7:58.589								
2	1	3:03.590	54.122	1:21.339	48.129	137.3	11:02.179								
3	1	3:01.381	53.135	1:20.226	48.020	139.0	14:03.560								
4	1	3:00.639	52.231	1:19.865	48.543	139.6	17:04.199								



10-Colmore YTCC Spa Summer Classic Race 1

Sector Analysis

— Invalidated Lap ■ Personal Best ■ Session Best ■ Crossing the pit lane

Lap	D	Time	Sector 1	Sector 2	Sector 3	Kph	Elapsed	Lap	D	Time	Sector 1	Sector 2	Sector 3	Kph	Elapsed
1	1	8:20.635	6:04.234	1:23.888	52.513	49.5	8:20.635	4	1	2:59.469	52.097	1:20.663	46.709	140.5	16:58.165
2	1	3:07.122	57.385	1:22.492	47.245	134.7	11:27.757	5	1	2:57.693	51.906	1:19.261	46.526	141.9	19:55.858
3	1	3:09.498	58.945	1:23.849	46.704	133.1	14:37.255	6	1	2:58.614	51.554	1:19.790	47.270	141.2	22:54.472
4	1	2:55.717	51.490	1:18.401	45.826	143.5	17:32.972	7	1	2:58.015	51.700	1:19.749	46.566	141.6	25:52.487
5	1	2:56.271	49.837	1:19.062	47.372	143.0	20:29.243	8	1	2:58.783	51.271	1:21.320	46.192	141.0	28:51.270
6	1	2:54.608	50.287	1:17.670	46.651	144.4	23:23.851	9	1	2:59.901	51.304	1:20.520	48.077	140.2	31:51.171
7	1	2:53.863	49.807	1:18.353	45.703	145.0	26:17.714								
8	1	2:55.616	49.957	1:19.335	46.324	143.6	29:13.330								
9	1	2:58.595	51.362	1:20.679	46.554	141.2	32:11.925								

41 1. Thomas BARTEL FORD Sierra RS500
80B

1	1	8:16.422	5:55.369	1:27.192	53.861	49.9	8:16.422
2	1	3:18.036	58.185	1:26.599	53.252	127.3	11:34.458
3	1	3:14.816	51.914	1:30.071	52.831	129.4	14:49.274
4	1	3:07.073	51.625	1:25.372	50.076	134.8	17:56.347
5	1	3:13.795	52.142	1:27.702	53.951	130.1	21:10.142
6	1	3:16.096	56.104	1:27.756	52.236	128.6	24:26.238
7	1	3:17.014	53.616	1:32.149	51.249	128.0	27:43.252
8	1	3:11.519	52.715	1:26.370	52.434	131.7	30:54.771
9	1	3:13.555	55.456	1:26.221	51.878	130.3	34:08.326

45 1. Leonard BATENBURG BMW M3
80B

1	1	7:23.530	5:26.276	1:14.681	42.573	55.9	7:23.530
2	1	2:44.921	46.765	1:15.644	42.512	152.9	10:08.451
3	1	2:43.494	46.693	1:13.621	43.180	154.2	12:51.945
4	1	2:42.106	46.727	1:13.131	42.248	155.5	15:34.051
5	1	2:41.839	46.508	1:12.887	42.444	155.8	18:15.890
6	1	2:46.702	46.499	1:14.170	46.033	151.3	21:02.592
7	1	2:44.192	46.876	1:14.119	43.197	153.6	23:46.784
8	1	2:44.649	46.979	1:13.996	43.674	153.1	26:31.433
9	1	2:43.559	46.751	1:14.025	42.783	154.2	29:14.992
10	1	2:46.500	47.210	1:13.652	45.638	151.4	32:01.492

46 1. Robert DUBLER CHEVROLET Corvette C1
60B

1	1	8:01.733	5:47.146	1:24.210	50.377	51.4	8:01.733
2	1	3:06.331	53.095	1:22.711	50.525	135.3	11:08.064
3	1	3:05.908	52.990	1:23.493	49.425	135.6	14:13.972
4	1	3:03.246	51.644	1:22.558	49.044	137.6	17:17.218
5	1	3:05.401	52.247	1:23.859	49.295	136.0	20:22.619
6	1	3:05.814	52.936	1:23.283	49.595	135.7	23:28.433
7	1	3:05.679	52.502	1:23.728	49.449	135.8	26:34.112
8	1	3:06.420	52.708	1:25.005	48.707	135.3	29:40.532
9	1	3:06.861	51.900	1:22.869	52.092	134.9	32:47.393

49 1. Thomas DATWYLER OPEL Kadett C
70A

1	1	7:56.145	5:43.486	1:23.371	49.288	52.0	7:56.145
2	1	3:02.511	53.617	1:21.389	47.505	138.2	10:58.656
3	1	3:00.040	51.465	1:20.860	47.715	140.0	13:58.696

51 1. Daniel SCHREY PORSCHE 935 K1
70B

1	1	7:21.513	5:24.879	1:14.014	42.620	56.1	7:21.513
2	1	2:44.500	48.230	1:14.435	41.835	153.3	10:06.013
3	1	2:39.102	45.102	1:12.645	41.355	158.5	12:45.115
4	1	2:37.599	44.851	1:11.361	41.387	160.0	15:22.714
5	1	2:40.302	44.792	1:12.867	42.643	157.3	18:03.016
6	1	2:40.093	44.640	1:13.734	41.719	157.5	20:43.109
7	1	2:38.240	44.704	1:12.231	41.305	159.3	23:21.349
8	1	2:40.117	45.072	1:12.373	42.672	157.5	26:01.466
9	1	2:39.058	45.098	1:12.274	41.686	158.5	28:40.524
10	1	2:39.792	45.077	1:12.758	41.957	157.8	31:20.316

54 1. Philipp ZUMSTEIN TVR Griffith 200
60B

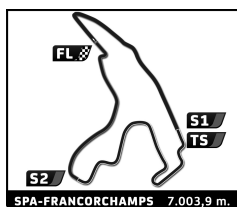
1	1	8:31.334	6:06.782	1:31.175	53.377	48.5	8:31.334
2	1	3:18.958	56.513	1:30.374	52.071	126.7	11:50.292
3	1	3:17.057	56.538	1:29.014	51.505	128.0	15:07.349
4	1	3:15.697	55.279	1:28.811	51.607	128.8	18:23.046
5	1	3:15.180	55.354	1:28.585	51.241	129.2	21:38.226
6	1	3:14.440	54.613	1:28.478	51.349	129.7	24:52.666
7	1	3:12.641	53.793	1:28.122	50.726	130.9	28:05.307
8	1	3:13.762	53.946	1:28.798	51.018	130.1	31:19.069

55 1. Erwin VAN LIESHOUT PORSCHE 964RSR
80B

1	1	7:35.636	5:32.550	1:18.627	44.459	54.4	7:35.636
2	1	2:53.400	50.214	1:18.270	44.916	145.4	10:29.036
3	1	2:50.909	48.971	1:16.478	45.460	147.5	13:19.945
4	1	2:49.851	48.275	1:17.521	44.055	148.4	16:09.796
5	1	2:49.283	48.326	1:16.023	44.934	148.9	18:59.079
6	1	2:48.672	48.171	1:16.345	44.156	149.5	21:47.751
7	1	2:49.001	47.911	1:16.410	44.680	149.2	24:36.752
8	1	2:51.599	48.489	1:17.656	45.454	146.9	27:28.351
9	1	2:49.217	47.657	1:17.513	44.047	149.0	30:17.568
10	1	2:50.553	48.789	1:16.952	44.812	147.8	33:08.121

56 1. Laurent HOFMANN FORD Escort RS2000
70A

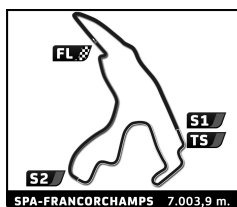
1	1	7:54.316	5:42.614	1:23.310	48.392	52.2	7:54.316
2	1	3:03.167	52.471	1:21.925	48.771	137.7	10:57.483
3	1	3:00.326	51.968	1:20.604	47.754	139.8	13:57.809
4	1	3:01.191	51.985	1:20.865	48.341	139.2	16:59.000
5	1	3:00.239	52.422	1:20.048	47.769	139.9	19:59.239
6	1	3:00.669	52.277	1:20.667	47.725	139.6	22:59.908



10-Colmore YTCC Spa Summer Classic Race 1

Sector Analysis

Invalidated Lap							Personal Best	Session Best	B Crossing the pit lane						
Lap	D	Time	Sector 1	Sector 2	Sector 3	Kph	Elapsed	Lap	D	Time	Sector 1	Sector 2	Sector 3	Kph	Elapsed
60 1.Ludo VAN DER BORGH BMW E21 318i 70A 2.Rolf JOOSTEN															
7	1	2:59.166	52.082	1:19.564	47.520	140.7	25:59.074	1	1	7:31.984	5:30.338	1:16.918	44.728	54.8	7:31.984
8	1	3:00.567	52.243	1:20.159	48.165	139.6	28:59.641	2	1	2:50.585	50.181	1:16.251	44.153	147.8	10:22.569
9	1	3:02.842	54.114	1:19.802	48.926	137.9	32:02.483	3	1	2:48.265	47.869	1:16.129	44.267	149.8	13:10.834
10	1							4	1	2:46.651	47.602	1:15.364	43.685	151.3	15:57.485
11	1							5	1	2:46.101	46.873	1:15.576	43.652	151.8	18:43.586
12	1							6	1	2:47.189	47.444	1:15.842	43.903	150.8	21:30.775
13	1							7	1	2:49.234	47.188	1:18.083	43.963	149.0	24:20.009
14	1							8	1	2:52.658	48.152	1:19.970	44.536	146.0	27:12.667
15	1							9	1	2:47.881	47.731	1:16.449	43.701	150.2	30:00.548
16	1							10	1	2:51.159	47.305	1:17.247	46.607	147.3	32:51.707
67 1.Rene WAGNER MGB V8 GT 70B															
1	1	8:30.930	6:02.517	1:31.404	57.009	48.5	8:30.930	1	1	7:27.335	5:28.019	1:16.166	43.150	55.4	7:27.335
2	1	3:25.650	1:02.139	1:29.196	54.315	122.6	11:56.580	2	1	2:45.793	48.233	1:14.400	43.160	152.1	10:13.128
3	1	3:25.139	1:00.500	1:29.758	54.881	122.9	15:21.719	3	1	2:46.060	47.802	1:15.041	43.217	151.8	12:59.188
4	1	3:24.448	1:00.363	1:28.744	55.341	123.3	18:46.167	4	1	2:45.840	48.100	1:14.241	43.499	152.0	15:45.028
5	1	3:58.794	59.997	1:34.899	1:23.898	105.6	22:44.961	5	1	2:45.604	47.230	1:14.913	43.461	152.3	18:30.632
6	1							6	1	2:43.814	47.120	1:13.735	42.959	153.9	21:14.446
7	1							7	1	2:45.274	46.818	1:14.967	43.489	152.6	23:59.720
8	1							8	1	2:44.120	46.811	1:14.766	42.543	153.6	26:43.840
9	1							9	1	2:46.659	47.621	1:15.513	43.525	151.3	29:30.499
10	1							10	1	2:45.377	46.773	1:14.736	43.868	152.5	32:15.876
69 1.Urs STEFFEN CORVETTE C1 60B															
1	1	8:20.061	5:59.295	1:27.011	53.755	49.5	8:20.061	1	1	8:25.515	5:31.804	1:21.424	1:32.287	49.0	8:25.515
2	1	3:16.351	59.092	1:26.632	50.627	128.4	11:36.412	2	1	3:15.277	1:00.172	1:24.865	50.240	129.1	11:40.792
3	1	3:11.363	53.253	1:27.243	50.867	131.8	14:47.775	3	1	4:36.624	2:27.811	1:23.608	45.205	91.1	16:17.416
4	1	3:06.900	52.462	1:24.458	49.980	134.9	17:54.675	4	1	2:48.589	46.623	1:17.107	44.859	149.6	19:06.005
5	1	3:10.270	52.783	1:27.104	50.383	132.5	21:04.945	5	1	2:48.557	46.182	1:17.918	44.457	149.6	21:54.562
6	1	3:09.536	52.717	1:26.922	49.897	133.0	24:14.481	6	1	2:47.978	46.621	1:16.498	44.859	150.1	24:42.540
7	1	3:13.630	53.484	1:28.010	52.136	130.2	27:28.111	7	1	2:46.103	45.804	1:16.871	43.428	151.8	27:28.643
8	1	3:08.053	53.358	1:24.834	49.861	134.1	30:36.164	8	1	2:49.807	46.954	1:18.491	44.362	148.5	30:18.450
9	1	3:09.217	53.099	1:26.859	49.259	133.3	33:45.381	9	1	2:47.223	46.883	1:16.666	43.674	150.8	33:05.673
73 1.Kim CHRISTENSEN JENSEN Healey 70A															
1	1	8:14.654				50.1	8:14.654	1	1	7:47.632	5:38.311	1:21.119	48.202	53.0	7:47.632
2	1	3:14.852				129.4	11:29.506	2	1	2:55.757	50.148	1:19.539	46.070	143.5	10:43.389
3	1	3:11.726				131.5	14:41.232	3	1	2:52.322	49.173	1:16.287	46.862	146.3	13:35.711
4	1	3:07.903				134.2	17:49.135	4	1	2:51.456	48.730	1:16.438	46.288	147.1	16:27.167
5	1	3:09.055				133.4	20:58.190	5	1	2:52.826	48.782	1:18.624	45.420	145.9	19:19.993
6	1	3:12.526				131.0	24:10.716	6	1	2:51.279	48.490	1:18.042	44.747	147.2	22:11.272
7	1	3:16.774				128.1	27:27.490	7	1	2:47.654	48.352	1:14.761	44.541	150.4	24:58.926
8	1	3:11.528				131.6	30:39.018	8	1	2:51.666	49.016	1:17.985	44.665	146.9	27:50.592
9	1	3:10.103				132.6	33:49.121	9	1	2:52.472	48.497	1:18.310	45.665	146.2	30:43.064
10	1							10	1	2:57.657	49.226	1:21.335	47.096	141.9	33:40.721
77 1.Stuart WAITE BMW E36 M3 90s															
1	1							1	1	8:18.832	5:59.686	1:27.680	51.466	49.7	8:18.832
79 1.Thomas KARVONEN PORSCHE 996 cup 90s															
1	1							1	1	7:31.984	5:30.338	1:16.918	44.728	54.8	7:31.984
2	1							2	1	2:50.585	50.181	1:16.251	44.153	147.8	10:22.569
3	1							3	1	2:48.265	47.869	1:16.129	44.267	149.8	13:10.834
4	1							4	1	2:46.651	47.602	1:15.364	43.685	151.3	15:57.485
5	1							5	1	2:46.101	46.873	1:15.576	43.652	151.8	18:43.586
6	1							6	1	2:47.189	47.444	1:15.842	43.903	150.8	21:30.775
7	1							7	1	2:49.234	47.188	1:18.083	43.963	149.0	24:20.009
8	1							8	1	2:52.658	48.152	1:19.970	44.536	146.0	27:12.667
9	1							9	1	2:47.881	47.731	1:16.449	43.701	150.2	30:00.548
10	1							10	1	2:51.159	47.305	1:17.247	46.607	147.3	32:51.707
82 1.Harry BRYZMANN CHEVROLET Cruze 90s															
1	1							1	1	7:27.335	5:28.019	1:16.166	43.150	55.4	7:27.335
2	1							2	1	2:45.793	48.233	1:14.400	43.160	152.1	10:13.128
3	1							3	1	2:46.060	47.802	1:15.041	43.217	151.8	12:59.188
4	1							4	1	2:45.840	48.100	1:14.241	43.499	152.0	15:45.028
5	1							5	1	2:45.604	47.230	1:14.913	43.461	152.3	18:30.632
6	1							6	1	2:43.814	47.120	1:13.735	42.959	153.9	21:14.446
7	1							7	1	2:45.274	46.818	1:14.967	43.489	152.6	23:59.720
8	1							8	1	2:44.120	46.811	1:14.766	42.543	153.6	26:43.840
9	1							9	1	2:46.659	47.621	1:15.513	43.525	151.3	29:30.499
10	1							10	1	2:45.377	46.773	1:14.736	43.868	152.5	32:15.876
83 1.Ross IRVINE VW Golf Gti 80B															
1	1							1	1	8:25.515	5:31.804	1:21.424	1:32.287	49.0	8:25.515
2	1							2	1	3:15.277	1:00.172	1:24.865	50.240	129.1	11:40.792
3	1							3	1	4:36.624	2:27.811	1:23.608	45.205	91.1	16:17.416
4	1							4	1	2:48.589	46.623	1:17.107	44.859	149.6	19:06.005
5	1							5	1	2:48.557	46.182	1:17.918	44.457	149.6	21:54.562
6	1							6	1	2:47.978	46.621	1:16.498	44.859	150.1	24:42.540
7	1							7	1	2:46.103	45.804	1:16.871	43.428	151.8	27:28.643
8	1							8	1	2:49.807	46.954	1:18.491	44.362	148.5	30:18.450
9	1							9	1	2:47.223	46.883	1:16.666	43.674	150.8	33:05.673
88 1.Patrick MORTIER CORVETTE Stingray C2 60B 2.Ryan QUAN-CHAI															
1	1							1	1	7:47.632	5:38.311	1:21.119	48.202	53.0	7:47.632
2	1							2	1	2:55.757	50.148	1:19.539	46.070	143.5	10:43.389
3	1							3	1	2:52.322	49.173	1:16.287	46.862	146.3	13:35.711
4	1							4	1	2:51.456	48.730	1:16.438	46.288	147.1	16:27.167
5	1							5	1	2:52.826	48.782	1:18.624	45.420	145.9	19:19.993
6	1							6	1	2:51.279	48.490	1:18.042	44.747	147.2	22:11.272
7	1							7	1	2:47.654	48.352	1:14.761	44.541	150.4	24:58.926
8	1							8	1	2:51.666	49.016	1:17.985	44.665	146.9	27:50.592
9	1							9	1	2:52.472	48.497	1:18.310	45.665	146.2	30:43.064
10	1							10	1	2:57.657	49.226	1:21.335	47.096	141.9	33:40.721



10-Colmore YTCC Spa Summer Classic Race 1

Sector Analysis

— Invalidated Lap ■ Personal Best ■ Session Best ■ Crossing the pit lane

Lap	D	Time	Sector 1	Sector 2	Sector 3	Kph	Elapsed	Lap	D	Time	Sector 1	Sector 2	Sector 3	Kph	Elapsed
2	1	3:13.900	56.365	1:28.265	49.270	130.0	11:32.732	4	1	2:53.946	50.767	1:16.876	46.303	145.0	16:39.024
3	1	3:07.518	49.691	1:28.148	49.679	134.5	14:40.250	5	1	2:54.220	51.018	1:16.935	46.267	144.7	19:33.244
4	1	3:03.425	49.412	1:26.503	47.510	137.5	17:43.675	6	1	2:55.311	51.190	1:17.940	46.181	143.8	22:28.555
5	1	3:04.619	49.289	1:26.579	48.751	136.6	20:48.294	7	1	2:54.727	52.088	1:16.840	45.799	144.3	25:23.282
6	1	3:05.078	49.193	1:27.990	47.895	136.2	23:53.372	8	1	2:53.846	50.186	1:17.305	46.355	145.0	28:17.128
7	1	3:09.428	49.937	1:31.066	48.425	133.1	27:02.800	9	1	2:54.430	50.185	1:17.799	46.446	144.6	31:11.558
8	1	3:08.330	49.459	1:30.231	48.640	133.9	30:11.130	10	1	2:53.383	49.901	1:16.563	46.919	145.4	34:04.941
9	1	3:05.978	49.137	1:28.874	47.967	135.6	33:17.108								

101 1. Malcolm HARDING 70B
FORD Escort Zakspeed MK2

1	1	7:39.828	5:34.159	1:20.425	45.244	53.9	7:39.828
2	1	2:46.159	46.548	1:15.853	43.758	151.7	10:25.987
3	1	2:43.653	46.672	1:14.190	42.791	154.1	13:09.640
4	1	2:43.276	45.935	1:14.655	42.686	154.4	15:52.916
5	1	2:42.715	45.926	1:13.593	43.196	155.0	18:35.631
6	1	2:41.679	45.619	1:13.099	42.961	156.0	21:17.310
7	1	2:45.462	47.351	1:13.944	44.167	152.4	24:02.772
8	1	2:42.040	45.842	1:13.587	42.611	155.6	26:44.812
9	1	2:43.893	46.027	1:14.055	43.811	153.8	29:28.705
10	1	2:44.178	46.886	1:14.346	42.946	153.6	32:12.883

106 1. Mark VERMIN 90s
BMW Compact

1	1	8:19.221	5:56.492	1:28.305	54.424	49.6	8:19.221
2	1	3:19.378	1:01.060	1:27.034	51.284	126.5	11:38.599
3	1	3:14.078	57.529	1:25.391	51.158	129.9	14:52.677
4	1	3:11.648	55.944	1:25.211	50.493	131.6	18:04.325
5	1	3:13.806	56.218	1:25.311	52.277	130.1	21:18.131
6	1	3:12.043	56.015	1:25.115	50.913	131.3	24:30.174
7	1	3:10.987	56.990	1:23.517	50.480	132.0	27:41.161
8	1	3:10.593	55.589	1:24.661	50.343	132.3	30:51.754
9	1	3:08.734	55.411	1:23.366	49.957	133.6	34:00.488

112 1. Christian GRAF VON WED 80B
BMW 325 i

1	1	7:31.320	5:30.017	1:16.355	44.948	54.9	7:31.320
2	1	2:48.086	49.461	1:14.282	44.343	150.0	10:19.406
3	1	2:48.733	48.674	1:14.611	45.448	149.4	13:08.139
4	1	2:47.382	48.743	1:14.390	44.249	150.6	15:55.521
5	1	2:48.524	48.980	1:15.600	43.944	149.6	18:44.045
6	1	2:47.289	48.464	1:14.621	44.204	150.7	21:31.334
7	1	2:48.383	48.711	1:15.267	44.405	149.7	24:19.717
8	1	2:53.385	49.004	1:19.572	44.809	145.4	27:13.102
9	1	2:49.285	48.906	1:15.761	44.618	148.9	30:02.387
10	1	2:49.712	48.864	1:14.809	46.039	148.6	32:52.099

114 1. Lando GRAF VON WEDEL 80B
BMW 325 i

1	1	7:46.947	5:37.671	1:21.465	47.811	53.1	7:46.947
2	1	2:57.931	51.878	1:18.874	47.179	141.7	10:44.878
3	1	3:00.200	52.500	1:19.089	48.611	139.9	13:45.078

115 1. Beat GUBLER 70B
DODGE Challenger

1	1	7:41.975	5:37.281	1:20.362	44.332	53.6	7:41.975
2	1	2:44.362	46.111	1:14.823	43.428	153.4	10:26.337
3	1	2:39.581	43.699	1:13.434	42.448	158.0	13:05.918
4	1	2:39.342	44.112	1:13.295	41.935	158.2	15:45.260
5	1	2:39.900	43.693	1:15.097	41.110	157.7	18:25.160
6	1	2:39.592	43.505	1:13.468	42.619	158.0	21:04.752
7	1	2:40.724	44.889	1:14.392	41.443	156.9	23:45.476
8	1	2:41.366	44.339	1:14.927	42.100	156.3	26:26.842
9	1	2:40.500	43.897	1:14.325	42.278	157.1	29:07.342
10	1	2:40.800	44.300	1:14.347	42.153	156.8	31:48.142

117 1. Francisco FREITAS 80B
BMW M3 E30

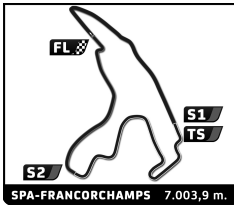
1	1	7:26.771	5:27.706	1:16.025	43.040	55.5	7:26.771
2	1	2:45.823	47.758	1:14.474	43.591	152.1	10:12.594
3	1	2:46.948	48.575	1:15.173	43.200	151.0	12:59.542
4	1	2:46.995	48.733	1:14.243	44.019	151.0	15:46.537
5	1	2:44.445	47.247	1:13.823	43.375	153.3	18:30.982
6	1	2:44.243	47.468	1:13.625	43.150	153.5	21:15.225
7	1	2:48.140	47.346	1:15.665	45.129	150.0	24:03.365
8	1	2:47.147	48.729	1:14.784	43.634	150.9	26:50.512
9	1	2:52.386	48.380	1:19.185	44.821	146.3	29:42.898
10	1	2:49.330	48.737	1:15.220	45.373	148.9	32:32.228

119 1. Alexis GRAF VON WEDEL 80B
BMW 325 i

1	1	7:35.182	5:32.844	1:17.814	44.524	54.4	7:35.182
2	1	2:52.373	49.412	1:17.928	45.033	146.3	10:27.555
3	1	2:48.771	48.506	1:15.773	44.492	149.4	13:16.326
4	1	2:50.809	49.191	1:17.090	44.528	147.6	16:07.135
5	1	2:50.076	49.207	1:15.919	44.950	148.3	18:57.211
6	1	2:48.941	49.085	1:15.801	44.055	149.2	21:46.152
7	1	2:47.631	48.824	1:14.560	44.247	150.4	24:33.783
8	1	2:51.175	49.126	1:15.779	46.270	147.3	27:24.958
9	1	2:47.994	49.271	1:14.640	44.083	150.1	30:12.952
10	1	2:49.203	48.840	1:15.955	44.408	149.0	33:02.155

122 1. Ed VAN HEUSDEN 80B
PORSCHE 944

1	1	7:48.317	5:38.418	1:21.812	48.087	52.9	7:48.317
2	1	2:56.977	51.158	1:18.946	46.873	142.5	10:45.294
3	1	3:01.016	51.506	1:22.456	47.054	139.3	13:46.310

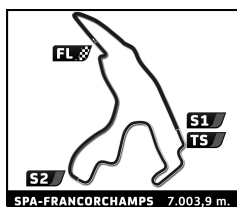


10-Colmore YTCC Spa Summer Classic Race 1

Sector Analysis

— Invalidated Lap ■ Personal Best ■ Session Best ■ Crossing the pit lane

Lap	D	Time	Sector 1	Sector 2	Sector 3	Kph	Elapsed	Lap	D	Time	Sector 1	Sector 2	Sector 3	Kph	Elapsed
4	1	2:59.457	50.646	1:20.804	48.007	140.5	16:45.767								
5	1	2:57.683	51.306	1:19.358	47.019	141.9	19:43.450								
6	1	3:35.607	B 50.827	1:26.329	1:18.451	116.9	23:19.057								
Porsche 964 1989 80B															
124	1. Marcel VAN RIJSWICK														
1	1	7:34.828	5:32.137	1:17.488	45.203	54.5	7:34.828								
2	1	2:52.777	48.754	1:18.442	45.581	145.9	10:27.605								
3	1	2:49.402	47.225	1:16.357	45.820	148.8	13:17.007								
4	1	3:01.546	47.663	1:28.220	45.663	138.9	16:18.553								
5	1	2:48.092	47.312	1:15.858	44.922	150.0	19:06.645								
6	1	2:46.847	47.073	1:15.927	43.847	151.1	21:53.492								
7	1	2:50.584	47.831	1:18.578	44.175	147.8	24:44.076								
8	1	2:47.842	47.177	1:16.384	44.281	150.2	27:31.918								
9	1	2:50.029	48.934	1:16.875	44.220	148.3	30:21.947								
BMW E36 M3 90s															
134	1. David VERZIJLBERGEN														
1	1	7:21.445	5:24.357	1:14.322	42.766	56.1	7:21.445								
2	1	2:45.869	48.586	1:15.464	41.819	152.0	10:07.314								
3	1	2:39.375	45.058	1:12.622	41.695	158.2	12:46.689								
4	1	2:38.254	44.953	1:11.907	41.394	159.3	15:24.943								
5	1	2:39.727	45.013	1:12.445	42.269	157.9	18:04.670								
6	1	2:40.897	44.870	1:14.143	41.884	156.7	20:45.567								
7	1	2:40.657	44.920	1:13.425	42.312	156.9	23:26.224								
8	1	2:40.156	45.897	1:12.818	41.441	157.4	26:06.380								
9	1	2:39.838	45.018	1:12.830	41.990	157.7	28:46.218								
10	1	2:39.848	45.208	1:12.944	41.696	157.7	31:26.066								
Ford RS Cosworth 80B															
144	1. Mike WATSON														
1	1	8:03.740	5:48.172	1:24.739	50.829	51.2	8:03.740								
2	1	3:08.039	53.049	1:25.308	49.682	134.1	11:11.779								
3	1	3:05.593	51.901	1:24.400	49.292	135.9	14:17.372								
4	1	3:03.177	51.572	1:22.982	48.623	137.6	17:20.549								
5	1	3:06.221	51.418	1:24.823	49.980	135.4	20:26.770								
6	1	3:06.421	51.681	1:24.660	50.080	135.3	23:33.191								
7	1	3:04.059	50.988	1:23.720	49.351	137.0	26:37.250								
8	1	3:10.314	52.087	1:27.305	50.922	132.5	29:47.564								
9	1	3:12.288	52.639	1:25.909	53.740	131.1	32:59.852								
Opel Kadett B sedan 60A															
155	1. Mikkel MIKKELSEN														
1	1	7:56.201	5:45.723	1:21.905	48.573	52.0	7:56.201								
2	1	3:00.650	52.635	1:20.613	47.402	139.6	10:56.851								
3	1	3:00.387	51.761	1:21.008	47.618	139.8	13:57.238								
4	1	3:00.272	51.757	1:20.503	48.012	139.9	16:57.510								
5	1	3:00.883	52.869	1:20.434	47.580	139.4	19:58.393								
6	1	3:01.037	52.962	1:20.333	47.742	139.3	22:59.430								
7	1	2:59.115	51.715	1:19.820	47.580	140.8	25:58.545								
8	1	3:01.351	52.038	1:21.471	47.842	139.0	28:59.896								
9	1	3:01.415	52.423	1:20.127	48.865	139.0	32:01.311								
Porsche 996 90s															
161	1. Dimitri GALANIDIS														
1	1	7:29.393	5:28.768	1:16.902	43.723	55.1	7:29.393								
2	1	2:49.261	48.581	1:16.767	43.913	149.0	10:18.654								
3	1	2:48.932	46.565	1:17.323	45.044	149.3	13:07.586								
4	1	2:46.528	46.291	1:17.002	43.235	151.4	15:54.114								
5	1	2:47.197	46.724	1:17.221	43.252	150.8	18:41.311								
6	1	2:47.263	46.455	1:17.224	43.584	150.7	21:28.574								
7	1	2:45.876	45.944	1:16.650	43.282	152.0	24:14.450								
8	1	2:46.959	47.151	1:16.498	43.310	151.0	27:01.409								
9	1	2:45.750	46.273	1:15.956	43.521	152.1	29:47.159								
10	1	2:47.114	47.377	1:16.494	43.243	150.9	32:34.273								
Ford Sierra Cosworth 80B															
181	1. Robert BUGAR														
1	1	7:52.072	5:41.380	1:22.902	47.790	52.5	7:52.072								
2	1	3:01.903	53.169	1:22.254	46.480	138.6	10:53.975								
3	1	2:57.052	49.427	1:20.618	47.007	142.4	13:51.027								
4	1	2:53.978	49.371	1:19.155	45.452	144.9	16:45.005								
5	1	2:56.491	49.337	1:20.450	46.704	142.9	19:41.496								
6	1	2:56.102	49.444	1:20.049	46.609	143.2	22:37.598								
Mercedes Benz 190E Evo 1 80B															
190	1. Peter SCHEEFHALS														
1	1	7:58.329	5:44.832	1:23.314	50.183	51.8	7:58.329								
2	1	3:04.774	55.529	1:21.379	47.866	136.5	11:03.103								
3	1	3:01.718	54.187	1:20.344	47.187	138.8	14:04.821								
4	1	2:58.086	51.649	1:19.644	46.793	141.6	17:02.907								
5	1	2:58.339	51.279	1:19.881	47.179	141.4	20:01.246								
6	1	2:59.407	51.167	1:20.716	47.524	140.5	23:00.653								
BMW E36 328 90s															
191	1. Oliver OWEN														
1	1	7:49.171	5:39.766	1:20.906	48.499	52.8	7:49.171								
2	1	3:01.076	53.019	1:20.185	47.872	139.2	10:50.247								
3	1	2:54.696	49.884	1:17.727	47.085	144.3	13:44.943								
4	1	2:53.192	50.651	1:16.314	46.227	145.6	16:38.135								
5	1	2:53.149	49.618	1:17.582	45.949	145.6	19:31.284								
6	1	2:52.609	49.479	1:16.993	46.137	146.1	22:23.893								
7	1	2:53.311	48.771	1:17.106	47.434	145.5	25:17.204								
8	1	2:52.187	49.545	1:17.273	45.369	146.4	28:09.391								
9	1	2:52.063	49.261	1:17.160	45.642	146.5	31:01.454								
10	1	2:53.861	49.475	1:18.646	45.740	145.0	33:55.315								
BMW M3 E30 80B															
233	1. Joost DEEN														
1	1	8:05.677	5:50.540	1:24.334	50.803	51.0	8:05.677								
2	1	3:09.111	54.764	1:24.694	49.653	133.3	11:14.788								
3	1	3:07.458	54.475	1:23.679	49.304	134.5	14:22.246								
4	1	3:03.831	53.022	1:22.081	48.728	137.2	17:26.077								



10-Colmore YTCC Spa Summer Classic Race 1

Sector Analysis

— Invalidated Lap ■ Personal Best ■ Session Best B Crossing the pit lane

Lap	D	Time	Sector 1	Sector 2	Sector 3	Kph	Elapsed	Lap	D	Time	Sector 1	Sector 2	Sector 3	Kph	Elapsed
5	1	3:04.876	53.782	1:21.788	49.306	136.4	20:30.953	3	1	3:03.508	52.948	1:22.496	48.064	137.4	14:13.154
6	1	3:03.916	53.385	1:22.082	48.449	137.1	23:34.869	4	1	2:57.708	52.041	1:18.880	46.787	141.9	17:10.862
7	1	3:03.126	53.460	1:22.298	47.368	137.7	26:37.995	5	1	2:58.690	52.085	1:19.665	46.940	141.1	20:09.552
8	1	3:06.332	53.194	1:24.714	48.424	135.3	29:44.327	6	1	2:57.254	51.868	1:18.854	46.532	142.2	23:06.806
9	1	3:03.902	52.750	1:20.577	50.575	137.1	32:48.229	7	1	2:59.499	52.462	1:19.527	47.510	140.5	26:06.305

244 1. Dan JAKOBSEN PORSCHE 996 GT3 Cup 90s

1	1	7:39.320	5:32.705	1:21.337	45.278	53.9	7:39.320
---	---	----------	----------	-----------------	---------------	------	----------

325 1. Geert CROONENBROEK BMW E30 80B

1	1	8:13.786	5:51.284	1:29.399	53.103	50.2	8:13.786
2	1	3:12.007	54.457	1:26.930	50.620	131.3	11:25.793
3	1	3:10.626	54.105	1:26.567	49.954	132.3	14:36.419
4	1	3:07.231	52.694	1:24.757	49.780	134.7	17:43.650
5	1	3:08.943	53.533	1:24.575	50.835	133.4	20:52.593
6	1	3:10.569	53.637	1:25.739	51.193	132.3	24:03.162
7	1	3:13.524	54.278	1:26.427	52.819	130.3	27:16.686
8	1	3:39.712 B	54.845	1:31.955	1:12.912	114.8	30:56.398

353 1. Mark ELZINGA BMW 325i 80B

1	1	8:21.573	6:01.337	1:26.623	53.613	49.4	8:21.573
2	1	3:15.954	59.649	1:24.991	51.314	128.7	11:37.527
3	1	3:30.219 B	54.054	1:26.236	1:09.929	119.9	15:07.746
4	1	4:53.752 B	2:30.473	1:21.971	1:01.308	85.8	20:01.498

369 1. Theis MIKKELSEN PORSCHE 944 80B

1	1	8:27.625	6:04.884	1:29.715	53.026	48.8	8:27.625
2	1	3:18.952	59.040	1:28.519	51.393	126.7	11:46.577

729 1. Christian RICHTER PORSCHE 968CS 90s

1	1	8:17.664	5:56.412	1:28.010	53.242	49.8	8:17.664
2	1	3:17.723	59.890	1:27.539	50.294	127.5	11:35.387
3	1	3:10.577	53.028	1:28.146	49.403	132.3	14:45.964
4	1	3:07.926	53.017	1:25.118	49.791	134.2	17:53.890
5	1	3:09.935	52.741	1:27.085	50.109	132.8	21:03.825
6	1	3:08.822	53.191	1:26.060	49.571	133.5	24:12.647
7	1	3:11.544	53.735	1:28.078	49.731	131.6	27:24.191
8	1	3:11.289	53.370	1:27.997	49.922	131.8	30:35.480
9	1	3:08.987	53.682	1:25.353	49.952	133.4	33:44.467

900 1. Jeroen VAN BREDA PORSCHE 944 80B

1	1	8:03.805	5:50.321	1:22.884	50.600	51.2	8:03.805
2	1	3:05.841	53.497	1:24.116	48.228	135.7	11:09.646

908 1. Ruben NOOY PORSCHE 944 80B

1	1	7:46.179	5:37.436	1:21.425	47.318	53.1	7:46.179
2	1	2:58.243	51.113	1:20.022	47.108	141.5	10:44.422
3	1	2:54.394	50.201	1:17.902	46.291	144.6	13:38.816
4	1	2:52.488	49.419	1:17.877	45.192	146.2	16:31.304
5	1	2:52.869	49.529	1:17.812	45.528	145.9	19:24.173
6	1	2:51.775	49.223	1:17.334	45.218	146.8	22:15.948
7	1	2:51.707	49.193	1:17.585	44.929	146.8	25:07.655
8	1	2:52.978	49.465	1:17.554	45.959	145.8	28:00.633
9	1	2:54.063	49.386	1:17.543	47.134	144.9	30:54.696
10	1	2:56.300	50.545	1:19.462	46.293	143.0	33:50.996

919 1. Sander ROEST PORSCHE 944 S2 80B

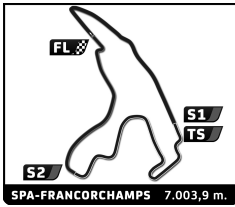
1	1	7:48.459	5:40.604	1:20.805	47.050	52.9	7:48.459
2	1	2:57.293	51.690	1:18.808	46.795	142.2	10:45.752
3	1	2:52.181	49.869	1:17.079	45.233	146.4	13:37.933
4	1	2:50.313	48.562	1:16.676	45.075	148.0	16:28.246
5	1	2:52.906	48.975	1:17.689	46.242	145.8	19:21.152
6	1	2:52.347	48.863	1:17.647	45.837	146.3	22:13.499
7	1	2:52.386	48.765	1:17.382	46.239	146.3	25:05.885
8	1	2:54.121	49.020	1:18.671	46.430	144.8	28:00.006
9	1	2:52.505	48.838	1:17.339	46.328	146.2	30:52.511
10	1	2:53.871	49.592	1:17.048	47.231	145.0	33:46.382

930 1. Manfredo ROSSI DI MON' PORSCHE 930 70B

1	1	7:24.357	5:25.883	1:15.665	42.809	55.8	7:24.357
2	1	2:47.217	47.102	1:16.123	43.992	150.8	10:11.574
3	1	2:44.119	46.548	1:14.811	42.760	153.6	12:55.693
4	1	2:42.232	46.182	1:13.991	42.059	155.4	15:37.925
5	1	2:45.424	46.792	1:15.557	43.075	152.4	18:23.349
6	1	2:47.886	46.738	1:15.993	45.155	150.2	21:11.235
7	1	2:48.913	47.509	1:16.896	44.508	149.3	24:00.148
8	1	2:46.789	46.743	1:16.792	43.254	151.2	26:46.937
9	1	2:45.185	46.308	1:16.225	42.652	152.6	29:32.122
10	1	2:43.660	46.351	1:14.414	42.895	154.1	32:15.782

943 1. Olivier VAN OOSTROM PORSCHE 944 S2 80B

1	1	7:31.751	5:29.152	1:17.145	45.454	54.8	7:31.751
2	1	2:51.757	50.186	1:16.891	44.680	146.8	10:23.508
3	1	2:57.272	49.029	1:18.381	49.862	142.2	13:20.780



10-Colmore YTCC

Spa Summer Classic

Race 1

Sector Analysis

— Invalidated Lap
 ■ Personal Best
 ■ Session Best
 B Crossing the pit lane

Lap	D	Time	Sector 1	Sector 2	Sector 3	Kph	Elapsed	Lap	D	Time	Sector 1	Sector 2	Sector 3	Kph	Elapsed
4	1	2:57.834	50.401	1:21.398	46.035	141.8	16:18.614								
5	1	3:02.109 B	49.122	1:15.692	57.295	138.5	19:20.723								