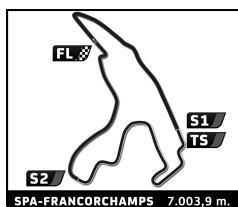


10-Colmore YTCC Spa Summer Classic Qualifying

Sector Analysis

---							---						
---							---						
Lap D	Time	Sector 1	Sector 2	Sector 3	Kph	Elapsed	Lap D	Time	Sector 1	Sector 2	Sector 3	Kph	Elapsed
1 1. Luke BENNETT BMW 635 Ci 80B							4 1 9:04.813 6:58.914 1:20.636 45.263 46.3 22:13.549						
1 1 5:12.679 2:19.330 1:49.768 1:03.581 79.2 5:12.679							5 1 2:48.417 46.803 1:17.392 44.222 149.7 25:01.966						
2 1 3:37.153 59.865 1:36.043 1:01.245 116.1 8:49.832							6 1 2:48.627 46.926 1:18.192 43.509 149.5 27:50.593						
3 1 5:38.931 B 56.872 74.4 14:28.763							7 1 3:04.583 1:02.981 1:17.406 44.196 136.6 30:55.176						
4 1 9:31.017 7:10.432 1:28.374 52.211 44.2 23:59.780													
5 1 3:16.143 55.434 1:29.527 51.182 128.5 27:15.923													
6 1 3:10.994 54.085 1:25.996 50.913 132.0 30:26.917													
2 1. Bart LEMAIRE TRABANT 601 RS 60A							8 1. Bernard BÜHLER TRIUMPH TR4 60A						
1 1 5:57.623 2:57.854 1:49.914 1:09.855 69.3 5:57.623							1 1 3:43.596 1:13.020 1:35.512 55.064 110.8 3:43.596						
2 1 4:06.517 1:13.131 102.3 10:04.140							2 1 3:23.793 59.551 1:31.015 53.227 123.7 7:07.389						
							3 1 3:20.858 57.823 1:29.268 53.767 125.5 10:28.247						
							4 1 5:29.083 B 1:05.396 1:42.551 2:41.136 76.6 15:57.330						
							5 1 7:48.218 5:28.886 1:26.976 52.356 53.9 23:45.548						
							6 1 3:15.590 57.226 1:27.043 51.321 128.9 27:01.138						
							7 1 3:36.177 1:18.788 1:26.000 51.389 116.6 30:37.315						
3 1. Anita RENES LOTUS Sunbeam 70A							10 1. Kyano DEN ROOIJEN BMW E36 325i 90s						
1 1 4:06.774 1:37.800 1:38.297 50.677 100.4 4:06.774							1 1 4:08.755 1:40.437 1:34.716 53.602 99.6 4:08.755						
2 1 3:13.774 58.741 1:27.684 47.349 130.1 7:20.548							2 1 3:19.557 59.810 1:27.802 51.945 126.4 7:28.312						
3 1 3:05.427 51.126 1:23.902 50.399 136.0 10:25.975							3 1 3:08.805 54.910 1:23.543 50.352 133.5 10:37.117						
4 1 5:28.573 B 1:05.660 1:43.306 2:39.607 76.7 15:54.548							4 1 5:30.950 B 1:19.482 1:43.719 2:27.749 76.2 16:08.067						
5 1 7:40.338 5:29.091 1:23.573 47.674 54.8 23:34.886							5 1 7:52.743 5:36.752 1:24.685 51.306 53.3 24:00.810						
6 1 3:05.585 51.564 1:23.980 50.041 135.9 26:40.471							6 1 3:08.152 56.195 1:23.251 48.706 134.0 27:08.962						
							7 1 3:06.439 55.265 1:21.402 49.772 135.2 30:15.401						
5 1. Vienne RENES MERCEDES 190 2.3-16 80B							11 1. Sam ADRIAANS BMW M3 80B						
1 1 4:20.672 1:41.735 1:41.751 57.186 95.0 4:20.672							1 1 5:37.571 3:09.389 1:36.040 52.142 73.4 5:37.571						
2 1 3:18.604 55.861 1:30.798 51.945 127.0 7:39.276							2 1 3:09.061 53.578 1:25.701 49.782 133.4 8:46.632						
3 1 3:11.304 52.333 1:27.669 51.302 131.8 10:50.580							3 1 4:28.607 B 53.880 1:27.423 2:07.304 93.9 13:15.239						
4 1 5:22.393 B 1:21.628 1:40.141 2:20.624 78.2 16:12.973							4 1 9:22.710 7:15.601 1:21.304 45.805 44.8 22:37.949						
5 1 7:35.539 5:13.934 1:29.781 51.824 55.4 23:48.512							5 1 2:51.764 49.185 1:18.233 44.346 146.8 25:29.713						
6 1 3:09.889 52.924 1:26.371 50.594 132.8 26:58.401							6 1 2:53.694 49.773 1:19.377 44.544 145.2 28:23.407						
7 1 3:07.597 52.986 1:25.609 49.002 134.4 30:05.998							7 1 2:51.804 48.448 1:17.887 45.469 146.8 31:15.211						
6 1. Armand ADRIAANS BMW M3 GT4 90s							12 1. Sam DAFFIN FORD Fiesta RWD 90s						
1 1 6:11.733 3:39.543 1:37.933 54.257 66.6 6:11.733							1 1 3:35.366 1:09.246 1:34.734 51.386 115.0 3:35.366						
2 1 3:08.117 53.473 1:24.214 50.430 134.0 9:19.850							2 1 3:05.931 51.869 1:26.400 47.662 135.6 6:41.297						
3 1 5:35.440 B 51.057 1:43.851 3:00.532 75.2 14:55.290													
4 1 8:35.500 6:15.856 1:29.004 50.640 48.9 23:30.790													
5 1 2:57.459 50.830 1:20.004 46.625 142.1 26:28.249													
6 1 3:02.033 54.100 1:20.110 47.823 138.5 29:30.282													
7 1 2:55.308 49.554 1:20.168 45.586 143.8 32:25.590													
7 1. Volker SCHNEIDER FORD Sierra RS500 80B							14 1. Ruben DE BRUIJN OPEL Kadett B 60A						
1 1 5:31.729 2:46.379 1:43.646 1:01.704 74.7 5:31.729							1 1 5:16.242 2:27.328 1:49.811 59.103 78.3 5:16.242						
2 1 3:12.400 58.397 1:23.740 50.263 131.1 8:44.129							2 1 3:24.090 58.319 1:31.521 54.250 123.5 8:40.332						
3 1 4:24.607 B 49.862 1:32.289 2:02.456 95.3 13:08.736													
							16 1. Hans-Jürgen ERDBRÜGGE 3. Luca WERPUP PORSCHE 930 80B 2. Edgar ALTHOFF						
							1 1 3:06.730 43.600 1:25.749 57.381 132.7 3:06.730						
							2 1 2:59.935 50.967 1:20.337 48.631 140.1 6:06.665						

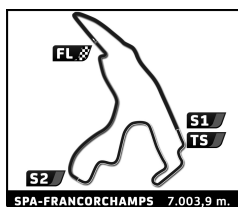


10-Colmore YTCC Spa Summer Classic Qualifying

Sector Analysis

— Invalidated Lap ■ Personal Best ■ Session Best B Crossing the pit lane

Lap	D	Time	Sector 1	Sector 2	Sector 3	Kph	Elapsed	Lap	D	Time	Sector 1	Sector 2	Sector 3	Kph	Elapsed
3	1	2:56.195	49.891	1:20.388	45.916	143.1	9:02.860	4	1	11:39.435 B	49.644	1:46.974	9:02.817	36.0	20:51.133
4	1	5:15.178 B	49.209	1:46.803	2:39.166	80.0	14:18.038	5	1	4:02.794	1:50.880	1:26.841	45.073	103.8	24:53.927
5	1	8:17.452	6:10.430	1:20.557	46.465	50.7	22:35.490	6	1	2:50.161	47.514	1:18.049	44.598	148.2	27:44.088
6	1	2:53.550	48.770	1:17.933	46.847	145.3	25:29.040	7	1	2:53.843	48.647	1:19.756	45.440	145.0	30:37.931
7	1	2:52.601	49.988	1:17.599	45.014	146.1	28:21.641	ALFA ROMEO Giulia GT 60A							
8	1	2:52.450	49.042	1:18.149	45.259	146.2	31:14.091	OPEL Kadett C GT/E 70A							
17								1.Morten ERIKSEN							
1	1	3:29.717 B	1:01.061	1:28.754	59.902	118.1	3:29.717	1	1	4:18.656	1:43.955	1:40.727	53.974	95.8	4:18.656
2	1	6:37.427	4:28.224	1:22.309	46.894	63.4	10:07.144	2	1	3:14.910	56.060	1:27.505	51.345	129.4	7:33.566
3	1	5:27.240 B	1:00.203	1:58.288	2:28.749	77.1	15:34.384	3	1	3:11.452	54.131	1:25.540	51.781	131.7	10:45.018
4	1	7:59.617	5:52.765	1:21.235	45.617	52.6	23:34.001	4	1	5:25.443 B	1:25.893	1:39.601	2:19.949	77.5	16:10.461
5	1	2:55.130	49.683	1:19.050	46.397	144.0	26:29.131	5	1	7:38.575	5:21.116	1:25.967	51.492	55.0	23:49.036
6	1	3:00.240	53.649	1:20.692	45.899	139.9	29:29.371	6	1	3:06.140	54.329	1:22.958	48.853	135.5	26:55.176
7	1	2:54.767	49.469	1:19.163	46.135	144.3	32:24.138	7	1	3:05.731	53.819	1:22.946	48.966	135.8	30:00.907
19								1.Leo VAN DER BEEK							
Porsche 911 Carrera 70B								Porsche 944S2 80B							
1	1	5:10.481	2:17.348	1:49.402	1:03.731	79.8	5:10.481	1	1	4:42.394	1:59.530	1:49.108	53.756	87.7	4:42.394
2	1	3:33.355	1:00.080	1:35.118	58.157	118.2	8:43.836	2	1	3:10.141	55.931	1:26.164	48.046	132.6	7:52.535
3	1	4:42.110 B	57.377	1:38.451	2:06.282	89.4	13:25.946	3	1	3:48.035 B	52.610	1:22.784	1:32.641	110.6	11:40.570
4	1	9:20.126	6:56.126	1:30.904	53.096	45.0	22:46.072	4	1	11:10.684	9:01.975	1:22.581	46.128	37.6	22:51.254
5	1	3:16.443	56.109	1:29.520	50.814	128.4	26:02.515	5	1	2:59.157	51.447	1:21.213	46.497	140.7	25:50.411
6	1	3:17.354	57.900	1:27.788	51.666	127.8	29:19.869	6	1	2:58.711	51.105	1:20.859	46.747	141.1	28:49.122
7	1	3:17.387	56.557	1:28.990	51.840	127.7	32:37.256	7	1	3:00.764	50.857	1:22.578	47.329	139.5	31:49.886
25								1.Michael SCHNEIDER							
Ford Sierra RS500 80B								Chevrolet Camaro 60B							
1	1	5:26.488	2:39.767	1:43.777	1:02.944	75.9	5:26.488	1	1	5:06.658	2:03.637	1:56.224	1:06.797	80.8	5:06.658
2	1	3:17.133	1:01.641	1:24.588	50.904	127.9	8:43.621	2	1	3:26.095	1:01.011	1:30.436	54.648	122.3	8:32.753
3	1	4:27.981 B	49.958	94.1	13:11.602	3	1	4:13.308 B	54.159	1:38.658	1:40.491	99.5	12:46.061
4	1	9:38.405	7:29.767	1:21.628	47.010	43.6	22:50.007	4	1	11:52.369	9:33.350	1:27.478	51.541	35.4	24:38.430
5	1	2:51.789	50.043	1:17.696	44.050	146.8	25:41.796	5	1	3:02.902	50.739	1:23.955	48.208	137.9	27:41.332
6	1	2:51.350	48.342	1:19.013	43.995	147.1	28:33.146	6	1	3:01.826	49.527	1:24.146	48.153	138.7	30:43.158
7	1	2:48.226	47.564	1:16.538	44.124	149.9	31:21.372	Ford Sierra RS500 80B							
26								1.Alan BRECK							
Ford Capri 3500 70B								BMW E36 GTR 90s							
1	1	3:40.790	1:06.505	1:38.772	55.513	112.2	3:40.790	1	1	3:16.448	56.998	1:29.991	49.459	126.1	3:16.448
2	1	3:16.089	57.362	1:27.659	51.068	128.6	6:56.879	2	1	2:50.022	47.580	1:16.424	46.018	148.3	6:06.470
3	1	3:29.974 B	50.367	1:28.315	1:11.292	120.1	10:26.853	3	1	2:50.071	48.140	1:17.516	44.415	148.3	8:56.541
4	1	13:02.426 B	...	1:24.297	1:03.561	32.2	23:29.279	4	1	4:36.359 B	49.114	1:37.388	2:09.857	91.2	13:32.900
5	1	4:44.833	2:26.942	1:27.366	50.525	88.5	28:14.112	5	1	9:02.272	6:49.049	1:24.324	48.899	46.5	22:35.172
6	1	3:23.918	1:00.963	1:33.701	49.254	123.6	31:38.030	6	1	2:47.133	46.268	1:15.467	45.398	150.9	25:22.305
Ford Escort MKII 70B							Ford Escort MKII 70B								
27								1.Martin REYNOLDS							
1	1	3:16.708	57.969	1:30.756	47.983	125.9	3:16.708	1	1	4:10.845	1:39.915	1:39.215	51.715	98.8	4:10.845
2	1	2:54.938	49.226	1:19.558	46.154	144.1	6:11.646	2	1	3:19.836	1:01.107	1:27.173	51.556	126.2	7:30.681
3	1	3:00.052	50.425	1:22.936	46.691	140.0	9:11.698	3	1	3:00.703	50.817	139.5	10:31.384
Ford Escort MKII 70B							Ford Escort MKII 70B								
36								1.Sander TEEUWEN							
1	1	4:10.845	1:39.915	1:39.215	51.715	98.8	4:10.845	1	1	4:10.845	1:39.915	1:39.215	51.715	98.8	4:10.845
2	1	3:19.836	1:01.107	1:27.173	51.556	126.2	7:30.681	2	1	3:19.836	1:01.107	1:27.173	51.556	126.2	7:30.681
3	1	3:00.703	50.817	139.5	10:31.384	3	1	3:00.703	50.817	139.5	10:31.384
4	1	5:31.756 B	1:17.285	76.0	16:03.140	4	1	5:31.756 B	1:17.285	76.0	16:03.140

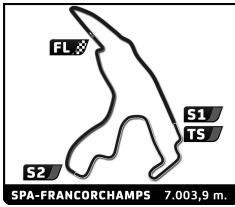


10-Colmore YTCC Spa Summer Classic Qualifying

Sector Analysis

— Invalidated Lap ■ Personal Best ■ Session Best B Crossing the pit lane

Lap	D	Time	Sector 1	Sector 2	Sector 3	Kph	Elapsed	Lap	D	Time	Sector 1	Sector 2	Sector 3	Kph	Elapsed
CORVETTE C1 60B															
69	1. Urs STEFFEN														
1	1	5:20.880	2:35.115	1:44.251	1:01.514	77.2	5:20.880	6	1	2:52.358				146.3	28:28.626
2	1	3:21.346	54.435	1:36.928	49.983	125.2	8:42.226	7	1	2:50.661				147.7	31:19.287
3	1	3:57.886 B	48.461	1:33.307	1:36.118	106.0	12:40.112	VW Golf Gti 80B							
4	1	9:41.827	7:27.204	1:27.063	47.560	43.3	22:21.939								
5	1	2:50.994	46.793	1:19.474	44.727	147.5	25:12.933								
6	1	2:51.439	46.520	1:19.334	45.585	147.1	28:04.372								
7	1	3:01.420	51.900	1:23.501	46.019	139.0	31:05.792								
JENSEN Healey 70A															
73	1. Kim CHRISTENSEN														
1	1	5:13.785	2:20.306	1:52.039	1:01.440	79.0	5:13.785								
2	1	3:23.579	59.082	1:32.254	52.243	123.9	8:37.364								
3	1	5:07.590 B	59.107	1:56.585	2:11.898	82.0	13:44.954								
BMW E36 M3 90s															
77	1. Stuart WAITE														
1	1	3:11.528	1:01.154	1:24.645	45.729	129.4	3:11.528								
2	1	2:54.440	48.837	1:18.059	47.544	144.5	6:05.968								
3	1	2:53.521	49.594	1:19.357	44.570	145.3	8:59.489								
4	1	5:05.056 B	48.997	1:47.003	2:29.056	82.7	14:04.545								
5	1	8:42.858	6:39.823	1:17.633	45.402	48.2	22:47.403								
6	1	2:49.972	48.657	1:17.307	44.008	148.3	25:37.375								
7	1	2:49.070	48.691	1:16.371	44.008	149.1	28:26.445								
8	1	2:53.945	53.024	1:16.794	44.127	145.0	31:20.390								
PORSCHE 996 cup 90s															
79	1. Thomas KARVONEN														
1	1	3:10.076	57.334	1:27.213	45.529	130.3	3:10.076								
2	1	2:55.725	48.740	1:20.462	46.523	143.5	6:05.801								
3	1	2:52.369	49.077	1:19.294	43.998	146.3	8:58.170								
4	1	5:00.719 B	49.445	1:46.911	2:24.363	83.8	13:58.889								
5	1	8:45.121	6:40.990	1:17.862	46.269	48.0	22:44.010								
6	1	2:46.200	47.344	1:15.383	43.473	151.7	25:30.210								
7	1	2:45.913	48.169	1:14.881	42.863	152.0	28:16.123								
8	1	2:54.973	53.718	1:15.553	45.702	144.1	31:11.096								
CHEVROLET Cruze 90s															
82	1. Harry BRYZMANN														
1	1	5:50.043	3:16.870	1:40.124	53.049	70.8	5:50.043								
2	1	3:05.455	50.880	1:26.142	48.433	136.0	8:55.498								
3	1	4:41.807 B	50.113	1:39.194	2:12.500	89.5	13:37.305								
4	1	9:04.177	6:54.313	1:21.983	47.881	46.3	22:41.482								
5	1	2:54.786	48.865			144.3	25:36.268								
CORVETTE Stingray C2 60B															
83	1. Ross IRVINE														
1	1	3:36.958	1:15.575	1:30.520	50.863	114.2	3:36.958								
2	1	3:02.501	53.592	1:21.164	47.745	138.2	6:39.459								
3	1	3:09.631	52.635	1:25.218	51.778	133.0	9:49.090								
4	1	5:30.045 B	52.309	1:36.191	3:01.545	76.4	15:19.135								
5	1	7:58.029	5:46.649	1:23.473	47.907	52.7	23:17.164								
6	1	2:57.601	52.205	1:18.179	47.217	142.0	26:14.765								
7	1	3:39.605 B	56.040	1:33.995	1:09.570	114.8	29:54.370								
CORVETTE C2 60B															
88	1. Patrick MORTIER 2. Ryan QUAN-CHAI														
1	1	3:48.009	55.477	1:51.498	1:01.034	108.7	3:48.009								
2	1	3:41.095	1:06.748	1:38.795	55.552	114.0	7:29.104								
3	1	3:55.536 B	56.941	1:36.053	1:22.542	107.1	11:24.640								
4	1	11:12.681	8:38.196	1:38.975	55.510	37.5	22:37.321								
5	1	3:22.182	54.764	1:35.794	51.624	124.7	25:59.503								
6	1	3:17.916	53.967	1:31.566	52.383	127.4	29:17.419								
7	1	3:11.959	52.565	1:28.562	50.832	131.4	32:29.378								
CORVETTE C2 60B															
91	1. Hans-Manfred HAUSER														
1	1	4:43.886	1:58.786	1:49.183	55.917	87.3	4:43.886								
2	1	3:18.723	55.530	1:30.517	52.676	126.9	8:02.609								
3	1	3:58.897 B	52.219	1:29.382	1:37.296	105.5	12:01.506								
4	1	10:42.165	8:22.643	1:27.908	51.614	39.3	22:43.671								
5	1	3:08.443	52.240	1:26.132	50.071	133.8	25:52.114								
6	1	3:44.115	1:28.590	1:25.897	49.628	112.5	29:36.229								
7	1	3:43.148 B	51.822	1:27.838	1:23.488	113.0	33:19.377								
FORD Escort Zakspeed MK2 70B															
101	1. Malcolm HARDING														
1	1	3:14.021	1:02.053	1:25.314	46.654	127.7	3:14.021								
2	1	2:51.894	48.656	1:17.134	46.104	146.7	6:05.915								
3	1	4:31.006 B	47.831	1:25.901	2:17.274	93.0	10:36.921								
4	1	13:09.709	...	1:21.308	45.446	31.9	23:46.630								
5	1	2:52.897	45.885	1:18.005	49.007	145.8	26:39.527								
BMW Compact 90s															
106	1. Mark VERMIN														
1	1	4:22.604	1:42.614	1:41.540	58.450	94.3	4:22.604								
2	1	3:18.220	58.472	1:27.232	52.516	127.2	7:40.824								
3	1	12:12.611 B	56.458			34.4	19:53.435								
4	1	4:16.874	2:01.315	1:24.867	50.692	98.2	24:10.309								
5	1	3:12.072	55.799	1:24.728	51.545	131.3	27:22.381								
6	1	3:13.800	56.629	1:25.556	51.615	130.1	30:36.181								

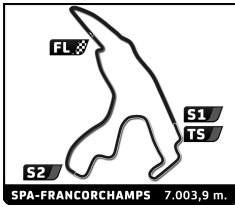


10-Colmore YTCC Spa Summer Classic Qualifying

Sector Analysis

— Invalidated Lap ■ Personal Best ■ Session Best ■ Crossing the pit lane

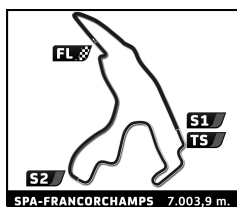
Lap D	Time	Sector 1	Sector 2	Sector 3	Kph	Elapsed	Lap D	Time	Sector 1	Sector 2	Sector 3	Kph	Elapsed		
112 1.Christian GRAF VON WED BMW 325 i 80B							4	10:54.500	8:42.279	1:23.638	48.583	38.5	22:49.580		
1	5:52.895	B	3:19.854	1:30.594	1:02.447	70.2	5:52.895	5	2:58.079	49.968	1:22.798	45.313	141.6	25:47.659	
2	19:28.864		...	1:17.728	45.781	21.6	25:21.759	6	3:12.674	48.907	1:29.585	54.182	130.9	29:00.333	
3	2:47.575	49.255	1:13.870	44.450	150.5	28:09.334	7	3:31.108	48.487	1:29.642	1:12.979	119.4	32:31.441		
4	2:50.068	50.438	1:15.081	44.549	148.3	30:59.402									
114 1.Lando GRAF VON WEDEL BMW 325 i 80B							Porsche 964 1989 80B								
1	5:38.202	3:10.306	1:35.645	52.251	73.3	5:38.202	1	3:49.689	1:22.437	1:34.285	52.967	107.9	3:49.689		
2	3:07.822	54.719	1:21.186	51.917	134.2	8:46.024	2	3:02.910	53.976	1:22.506	46.428	137.9	6:52.599		
3	5:29.000	B	54.457	1:57.345	2:37.198	76.6	14:15.024	3	2:54.461	48.462	1:16.741	49.258	144.5	9:47.060	
4	8:56.407	6:48.319	1:21.634	46.454	47.0	23:11.431	4	5:21.615	48.238	1:34.753	2:58.624	78.4	15:08.675		
5	2:54.225	51.557	1:17.124	45.544	144.7	26:05.656	5	9:43.244	7:36.207	1:21.848	45.189	43.2	24:51.919		
6	2:59.471	54.263	1:18.937	46.271	140.5	29:05.127	6	2:50.477	49.244	1:16.672	44.561	147.9	27:42.396		
7	2:54.733	51.283	1:17.143	46.307	144.3	31:59.860	7	2:49.757	48.403	1:16.620	44.734	148.5	30:32.153		
115 1.Beat GUBLER DODGE Challenger 70B							Ford Escort MkII RS2000 70A								
1	5:48.800	2:34.170	2:05.633	1:08.997	71.0	5:48.800	1	6:57.916	B	2:25.273	1:48.723	2:43.920	59.3	6:57.916	
2	2:55.606	50.906	1:18.026	46.674	143.6	8:44.406	2	3:16.338	1:06.248	1:21.793	48.297	128.4	10:14.254		
3	3:43.447	46.808	1:24.063	1:32.576	112.8	12:27.853	3	10:05.323	B	1:09.490	1:44.438	7:11.395	41.7	20:19.577	
							4	3:40.909	1:34.863	1:19.816	46.230	114.1	24:00.486		
							5	2:55.767	51.168	1:18.279	46.320	143.5	26:56.253		
							6	3:37.264	59.051	1:40.559	57.654	116.1	30:33.517		
117 1.Francisco FREITAS BMW M3 E30 80B							BMW E36 M3 90s								
1	5:44.049	3:30.762	1:26.252	47.035	72.0	5:44.049	1	3:09.146	53.140	1:29.490	46.516	131.0	3:09.146		
2	2:53.457	48.673	1:17.688	47.096	145.4	8:37.506	2	2:49.638	47.252	1:18.303	44.083	148.6	5:58.784		
3	3:43.593	B	49.319	1:21.185	1:33.089	112.8	12:21.099	3	2:47.666	46.534	1:16.795	44.337	150.4	8:46.450	
4	9:42.337	7:40.689	1:17.178	44.470	43.3	22:03.436	4	3:45.339	B	46.788	1:27.404	1:31.147	111.9	12:31.789	
5	2:45.247	47.939	1:14.142	43.166	152.6	24:48.683	5	10:00.621	7:56.831	1:19.250	44.540	42.0	22:32.410		
6	2:47.345	47.698	1:15.885	43.762	150.7	27:36.028	6	2:41.543	45.758	1:13.985	41.800	156.1	25:13.953		
7	3:27.192	B	59.374	1:25.916	1:01.902	121.7	31:03.220	7	2:59.357	B	46.374	1:20.571	52.412	140.6	28:13.310
119 1.Alexis GRAF VON WEDEL BMW 325 i 80B							Ford RS Cosworth 80B								
1	5:54.672	B	3:20.603	1:31.333	1:02.736	69.9	5:54.672	1	4:49.009	2:02.903	1:49.600	56.506	85.7	4:49.009	
2	3:53.236	1:52.800	1:15.176	45.260	108.1	9:47.908	2	3:15.883	54.342	1:29.477	52.064	128.7	8:04.892		
3	5:23.877	B	49.920	1:33.093	3:00.864	77.9	15:11.785	3	4:00.298	B	51.642		104.9	12:05.190	
4	7:48.983	5:48.360	1:15.722	44.901	53.8	23:00.768	4	10:14.761	7:55.844			41.0	22:19.951		
5	2:49.947	49.047	1:16.629	44.271	148.4	25:50.715	5	3:06.895	50.942	1:25.504	50.449	134.9	25:26.846		
6	2:54.483	50.787	1:19.356	44.340	144.5	28:45.198	6	3:15.476	1:00.028	1:25.265	50.183	129.0	28:42.322		
7	2:48.926	49.534	1:14.417	44.975	149.3	31:34.124	7	3:09.405	53.585	1:25.480	50.340	133.1	31:51.727		
122 1.Ed VAN HEUSDEN PORSCHE 944 80B							Opel Kadett B sedan 60A								
1	5:03.136	2:04.096	1:51.165	1:07.875	81.7	5:03.136	1	5:07.469	2:07.488	1:54.545	1:05.436	80.6	5:07.469		
2	3:06.835	54.820	1:25.607	46.408	135.0	8:09.971	2	3:10.789	56.824	1:25.862	48.103	132.2	8:18.258		
3	3:45.109	B	50.347	1:24.203	1:30.559	112.0	11:55.080	3	11:33.549	B	52.620	1:27.976	9:12.953	36.4	19:51.807
							4	4:09.879	1:58.892	1:22.867	48.120	100.9	24:01.686		
							5	3:05.162	54.218	1:22.464	48.480	136.2	27:06.848		



10-Colmore YTCC Spa Summer Classic Qualifying

Sector Analysis

											— Invalidated Lap		■ Personal Best		■ Session Best		■ Crossing the pit lane	
Lap	D	Time	Sector 1	Sector 2	Sector 3	Kph	Elapsed	Lap	D	Time	Sector 1	Sector 2	Sector 3	Kph	Elapsed			
161 1.Dimitri GALANIDIS																Porsche 996 90s		
1	1	5:14.484				78.8	5:14.484											
2	1	3:35.141				117.2	8:49.625											
3	1	4:39.588 B				90.2	13:29.213											
4	1	12:19.550				34.1	25:48.763											
5	1	2:48.460				149.7	28:37.223											
6	1	2:47.362				150.7	31:24.585											
181 1.Robert BUGAR																Ford Sierra Cosworth 80B		
1	1	5:34.269	2:50.330	1:44.118	59.821	74.1	5:34.269											
2	1	3:24.192	1:01.242	1:32.690	50.260	123.5	8:58.461											
3	1	5:25.194 B	52.892	1:48.354	2:43.948	77.5	14:23.655											
4	1	8:38.571	6:28.016	1:22.224	48.331	48.6	23:02.226											
5	1	2:56.333	50.104	1:19.865	46.364	143.0	25:58.559											
6	1	3:07.404	57.609	1:23.089	46.706	134.5	29:05.963											
7	1	3:05.215	51.371	1:25.373	48.471	136.1	32:11.178											
190 1.Peter SCHEEFHALS																Mercedes Benz 190E Evo 1 80B		
1	1	4:45.956	2:01.316	1:49.107	55.533	86.6	4:45.956											
2	1	3:12.609	56.902	1:25.024	50.683	130.9	7:58.565											
3	1	3:51.060 B	54.754	1:25.222	1:31.084	109.1	11:49.625											
4	1	12:19.625	...	1:28.436	50.350	34.1	24:09.250											
5	1	3:03.020	52.997	1:21.970	48.053	137.8	27:12.270											
6	1	3:02.311	53.029	1:20.796	48.486	138.3	30:14.581											
191 1.Oliver OWEN																BMW E36 328 90s		
1	1	3:37.530	1:10.029	1:34.662	52.839	113.9	3:37.530											
2	1	3:02.824	53.763	1:21.266	47.795	137.9	6:40.354											
3	1	3:05.761	51.688	1:21.725	52.348	135.7	9:46.115											
4	1	5:28.765 B	52.111	1:34.341	3:02.313	76.7	15:14.880											
5	1	8:26.088	6:13.507	1:25.097	47.484	49.8	23:40.968											
6	1	2:57.992	49.772	1:19.291	48.929	141.7	26:38.960											
7	1	2:57.865	54.335	1:17.483	46.047	141.8	29:36.825											
8	1	2:58.065	52.741	1:18.287	47.037	141.6	32:34.890											
233 1.Joost DEEN																BMW M3 E30 80B		
1	1	4:57.174	2:05.701	1:50.337	1:01.136	83.4	4:57.174											
2	1	3:10.928	55.553	1:26.003	49.372	132.1	8:08.102											
3	1	4:01.373 B	53.430			104.5	12:09.475											
4	1	10:53.792	8:39.505	1:23.064	51.223	38.6	23:03.267											
5	1	3:07.232	54.004	1:24.811	48.417	134.7	26:10.499											
6	1	3:09.898	56.916	1:22.778	50.204	132.8	29:20.397											
7	1	3:06.553	53.619	1:23.703	49.231	135.2	32:26.950											
244 1.Dan JAKOBSEN																Porsche 996 GT3 Cup 90s		
1	1	5:18.205	2:37.378	1:42.603	58.224	77.9	5:18.205											
2	1	3:16.821	55.085	1:32.452	49.284	128.1	8:35.026											
3	1	3:50.387 B	50.583	1:24.964	1:34.840	109.4	12:25.413											
4	1	9:52.318	7:39.852	1:24.095	48.371	42.6	22:17.731											
5	1	2:53.222	47.598	1:19.607	46.017	145.6	25:10.953											
6	1	2:56.448	47.254	1:24.481	44.713	142.9	28:07.401											
7	1	2:53.373	49.471	1:19.606	44.296	145.4	31:00.774											
325 1.Geert CROONENBROEK																BMW E30 80B		
1	1	4:03.300	1:28.101	1:40.247	54.952	101.8	4:03.300											
2	1	3:27.825	58.984	1:35.588	53.253	121.3	7:31.125											
3	1	3:40.035 B	56.083			114.6	11:11.160											
4	1	12:45.260	...	1:33.230	52.467	32.9	23:56.420											
5	1	3:12.311	53.528	1:28.527	50.256	131.1	27:08.731											
6	1	3:09.522	53.759	1:26.467	49.296	133.0	30:18.253											
369 1.Theis MIKKELSEN																Porsche 944 80B		
1	1	3:54.851	1:13.948	1:45.805	55.098	105.5	3:54.851											
2	1	3:38.408	1:05.327	1:37.073	56.008	115.4	7:33.259											
3	1	3:48.822 B	58.040	1:28.905	1:21.877	110.2	11:22.081											
4	1	20:14.999	...	1:30.682	52.860	20.8	31:37.080											
594 1.Johannes SCHNEIBERG																March BMW M1 Proto		
1	1	5:57.965	3:11.203	1:45.235	1:01.527	69.2	5:57.965											
2	1	3:10.434	50.759	1:30.689	48.986	132.4	9:08.399											
3	1	5:28.532 B	46.129	1:48.462	2:53.941	76.7	14:36.931											
4	1	9:14.104	7:01.618	1:24.173	48.313	45.5	23:51.035											
5	1	3:07.016 B	45.012	1:22.188	59.816	134.8	26:58.051											
729 1.Christian RICHTER																Porsche 968CS 90s		
1	1	5:03.095	1:55.223	1:59.076	1:08.796	81.7	5:03.095											
2	1	3:43.440	1:02.060	1:39.761	1:01.619	112.8	8:46.535											
3	1	5:24.752 B	57.436			77.6	14:11.287											
4	1	10:23.467	7:53.680	1:34.620	55.167	40.4	24:34.754											
5	1	3:13.976	54.896	1:28.322	50.758	130.0	27:48.730											
6	1	3:26.502	1:08.643	1:26.930	50.929	122.1	31:15.232											
762 1.Carsten NEEF																Porsche 944 Turbo 80B		
1	1	5:01.930	1:52.912	1:58.081	1:10.937	82.1	5:01.930											
2	1	3:40.747	1:01.973	1:40.123	58.651	114.2	8:42.677											
3	1	4:59.848 B	59.339			84.1	13:42.525											



10-Colmore YTCC Spa Summer Classic Qualifying

Sector Analysis

— Invalidated Lap ■ Personal Best ■ Session Best B Crossing the pit lane

Lap	D	Time	Sector 1	Sector 2	Sector 3	Kph	Elapsed	Lap	D	Time	Sector 1	Sector 2	Sector 3	Kph	Elapsed
4	1	10:15.050	7:44.237	1:34.193	56.620	41.0	23:57.575	7	1	2:54.820	49.974	1:20.354	44.492	144.2	28:47.165
5	1	3:27.487	1:00.319	1:31.540	55.628	121.5	27:25.062	8	1	2:51.490	48.515	1:16.847	46.128	147.0	31:38.655
6	1	3:33.381	1:03.813	1:33.655	55.913	118.2	30:58.443								

900 1.Jeroen VAN BREDA PORSCHE 944 80B

1	1	3:51.759	1:24.741	1:35.680	51.338	106.9	3:51.759
2	1	3:23.654	1:04.365	1:30.141	49.148	123.8	7:15.413
3	1	3:09.584	53.893			133.0	10:24.997
4	1	5:27.030 B	1:05.808			77.1	15:52.027
5	1	7:41.616	5:27.474	1:24.789	49.353	54.6	23:33.643
6	1	3:13.059	54.424	1:23.421	55.214	130.6	26:46.702

908 1.Ruben NOOY PORSCHE 944 80B

1	1	3:49.158	1:27.377	1:30.303	51.478	108.1	3:49.158
2	1	3:12.547	57.595	1:26.224	48.728	131.0	7:01.705
3	1	2:58.495	51.382	1:19.889	47.224	141.3	10:00.200
4	1	5:23.945 B	54.804	1:50.738	2:38.403	77.8	15:24.145
5	1	7:57.332	5:43.976	1:25.822	47.534	52.8	23:21.477
6	1	2:54.010	50.281	1:17.886	45.843	144.9	26:15.487
7	1	2:56.999	50.983	1:19.028	46.988	142.5	29:12.486
8	1	2:54.224	49.852	1:18.414	45.958	144.7	32:06.710

919 1.Sander ROEST PORSCHE 944 S2 80B

1	1	3:44.700	1:18.006	1:32.590	54.104	110.3	3:44.700
2	1	3:33.561	1:12.300	1:33.400	47.861	118.1	7:18.261
3	1	3:44.815 B	1:02.001	1:24.543	1:18.271	112.2	11:03.076
4	1	11:40.803	9:22.399	1:28.805	49.599	36.0	22:43.879
5	1	3:00.672	51.884	1:21.592	47.196	139.6	25:44.551

930 1.Manfredo ROSSI DI MON' PORSCHE 930 70B

1	1	4:36.251	2:11.125	1:37.936	47.190	89.7	4:36.251
2	1	2:54.854	50.164	1:19.946	44.744	144.2	7:31.105
3	1	2:51.862	47.807	1:16.837	47.218	146.7	10:22.967
4	1	5:25.533 B	1:04.351	1:44.514	2:36.668	77.5	15:48.500
5	1	7:25.983	5:19.839	1:19.679	46.465	56.5	23:14.483
6	1	2:47.615	47.378	1:17.394	42.843	150.4	26:02.098
7	1	2:53.617	52.169	1:17.663	43.785	145.2	28:55.715
8	1	2:45.589	46.514	1:16.131	42.944	152.3	31:41.304

943 1.Olivier VAN OOSTROM PORSCHE 944 S2 80B

1	1	3:19.995	1:07.880	1:23.626	48.489	123.9	3:19.995
2	1	2:58.527	54.574	1:18.765	45.188	141.2	6:18.522
3	1	2:54.136	49.854	1:17.939	46.343	144.8	9:12.658
4	1	5:33.481 B	49.752			75.6	14:46.139
5	1	8:18.056	6:13.987	1:19.217	44.852	50.6	23:04.195
6	1	2:48.150	48.352	1:15.562	44.236	150.0	25:52.345