

8-KAMPF DER ZWERGE

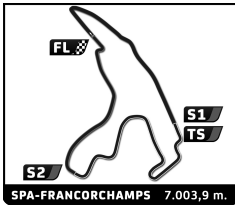
Spa Summer Classic

Race 2

Sector Analysis

— Invalidated Lap ■ Personal Best ■ Session Best ■ Crossing the pit lane

Lap	D	Time	Sector 1	Sector 2	Sector 3	T.Spd	Elapsed	Lap	D	Time	Sector 1	Sector 2	Sector 3	T.Spd	Elapsed
2 1.Max NAGL FIAT 127 ACM								15 1.Graziano TESSARO FIAT Abarth 1000 Berlina TC ACM							
1	1	3:27.880	1:05.646	1:28.227	54.007		3:27.880	1	1	5:45.087	B 3:09.013	1:36.252	59.822	129.7	5:45.087
2	1	3:22.692	1:00.574	1:25.845	56.273	157.0	6:50.572	2	1	3:43.250	1:06.447	1:36.539	1:00.264	145.2	9:28.337
3	1	4:50.485	1:20.024	2:10.864	1:19.597	77.5	11:41.057	3	1	3:39.325	1:06.485	1:33.850	58.990	147.3	13:07.662
4	1	4:13.106	1:16.509	1:51.799	1:04.798	124.9	15:54.163	4	1	3:46.677	1:09.099	1:38.138	59.440	105.5	16:54.339
5	1	3:35.281	1:02.966	1:30.555	1:01.760	128.3	19:29.444	5	1	4:59.070	1:09.120	2:20.108	1:29.842	93.1	21:53.409
6	1	4:17.123	1:13.850	1:49.773	1:13.500	101.8	23:46.567	6	1	4:17.049	1:19.869	1:50.765	1:06.415	101.1	26:10.458
7	1	3:56.530	1:11.132			126.0	27:43.097	7	1	3:38.942	1:05.015	1:33.454	1:00.473	125.3	29:49.400
5 1.Hubert NAGL LANCIA < A112 Abarth ACM								16 1.Sebastian CHEDOR AUTOBIANCHI A112 Abarth ACM							
1	1	3:24.433	1:02.581	1:27.432	54.420		3:24.433	1	1	3:28.196	1:05.424	1:28.982	53.790		3:28.196
2	1	3:20.096	58.912	1:26.458	54.726	154.5	6:44.529	2	1	3:20.017	58.779	1:26.961	54.277	161.0	6:48.213
3	1	4:54.760	1:22.971	2:11.582	1:20.207	77.3	11:39.289	3	1	4:51.933	1:20.667	2:11.468	1:19.798	81.1	11:40.146
4	1	4:13.244	1:14.482	1:53.169	1:05.593	123.1	15:52.533	4	1	4:13.219	1:15.388	1:52.979	1:04.852	142.1	15:53.365
5	1	3:34.637	1:01.386	1:32.318	1:00.933	149.6	19:27.170	5	1	3:34.477	1:00.900	1:32.427	1:01.150	147.9	19:27.842
6	1	4:17.583	1:14.206	1:50.211	1:13.166	115.4	23:44.753	6	1	4:17.784	1:14.365	1:50.196	1:13.223	106.7	23:45.626
7	1	3:56.926	1:10.381			137.4	27:41.679	7	1	3:56.375	1:10.211	1:40.446	1:05.718	141.2	27:42.001
6 1.Joop SCHOUTEN FIAT Abarth 1000 TC ACM 2.Jan SCHOUTEN								20 1.Frank KEHLENBECK FIAT Abarth 1000TC ACM							
1	1	3:31.771	1:05.775	1:30.819	55.177		3:31.771	1	1	3:19.055	1:00.873	1:26.316	51.866		3:19.055
2	1	3:26.583	1:01.729	1:29.165	55.689	160.2	6:58.354	2	1	3:19.449	57.396	1:26.949	55.104	159.5	6:38.504
3	1	4:43.803	1:14.224	2:09.932	1:19.647	79.8	11:42.157	3	1	4:56.740	1:23.632	2:12.281	1:20.827	66.7	11:35.244
4	1	4:14.906	1:17.216	1:51.065	1:06.625	115.9	15:57.063	4	1	4:12.707	1:14.382	1:52.925	1:05.400	111.6	15:47.951
5	1	3:35.070	1:03.085	1:30.675	1:01.310	138.6	19:32.133	5	1	3:32.212	59.331	1:29.413	1:03.468	148.4	19:20.163
6	1	4:16.907	1:12.867	1:50.293	1:13.747	97.9	23:49.040	6	1	4:19.513	1:16.022	1:49.902	1:13.589	120.4	23:39.676
7	1	3:55.446	1:10.019	1:39.299	1:06.128	116.9	27:44.486	7	1	3:56.930	1:09.244	1:42.841	1:04.845	120.8	27:36.606
11 1.Ralf Michael FRECK FIAT Lancia A112 ACM								21 1.Michael MÄNNL ABARTH 1000 TCR ACM							
1	1	3:38.048	1:06.943	1:33.764	57.341		3:38.048	1	1	3:07.800	54.936	1:23.912	48.952		3:07.800
2	1	3:35.685	1:01.868	1:35.897	57.920	155.6	7:13.733	2	1	3:05.714	55.238	1:21.472	49.004	175.6	6:13.514
3	1	4:34.354	1:06.759	2:07.250	1:20.345	132.8	11:48.087	3	1	5:10.414	1:36.644	2:14.404	1:19.366	68.3	11:23.928
4	1	4:15.822	1:17.438	1:51.019	1:07.365	107.8	16:03.909	4	1	4:15.561	1:14.367	1:54.406	1:06.788	116.5	15:39.489
5	1	3:40.327	1:05.748	1:36.090	58.489	130.6	19:44.236	5	1	3:28.565	54.880	1:29.183	1:04.502	154.5	19:08.054
6	1	4:09.887	1:06.271	1:51.441	1:12.175	91.5	23:54.123	6	1	4:20.980	1:17.413	1:50.195	1:13.372	113.8	23:29.034
7	1	3:55.336	1:08.859			123.7	27:49.459	7	1	3:56.723	1:10.620			123.1	27:25.757
13 1.Jan SCHOUTEN FIAT Abarth 1000TC ACM 2.Joop SCHOUTEN								28 1.Josef SCHICHL FIAT Abarth TC1000 ACM							
1	1	3:33.721	1:06.130	1:31.479	56.112		3:33.721	1	1	3:45.674	1:16.128	1:31.563	57.983		3:45.674
2	1	3:27.999	1:01.549	1:30.865	55.585	158.8	7:01.720	2	1	3:32.894	1:02.449	1:31.007	59.438	153.4	7:18.568
3	1	4:41.455	1:11.696	2:09.815	1:19.944	76.9	11:43.175	3	1	4:32.271	1:07.198	2:03.978	1:21.095	141.2	11:50.839
4	1	4:14.264	1:16.963	1:51.108	1:06.193	117.3	15:57.439	4	1	4:16.223	1:16.703	1:51.894	1:07.626	116.1	16:07.062
5	1	3:32.538	1:01.708	1:31.063	59.767	156.5	19:29.977	5	1	3:41.570	1:04.526	1:36.568	1:00.476	137.9	19:48.632
6	1	4:17.699	1:13.855	1:50.254	1:13.590	101.1	23:47.676	6	1	4:08.180	1:05.015			122.0	23:56.812
7	1	3:55.754	1:10.659	1:39.427	1:05.668	124.3	27:43.430	7	1	3:54.286	1:09.075			137.6	27:51.098



8-KAMPF DER ZWERGE

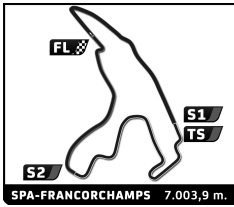
Spa Summer Classic

Race 2

Sector Analysis

— Invalidated Lap ■ Personal Best ■ Session Best ■ Crossing the pit lane

Lap	D	Time	Sector 1	Sector 2	Sector 3	T.Spd	Elapsed	Lap	D	Time	Sector 1	Sector 2	Sector 3	T.Spd	Elapsed	
35	1. Carlo VIZZA FIAT Abarth 695 ACM							4	1	4:13.853	1:14.334	1:53.321	1:06.198	122.9	15:45.145	
	5	1	3:29.030	56.678	1:28.857	1:03.495	162.4	19:14.175								
	6	1	4:21.167	1:17.280	1:51.174	1:12.713	109.8	23:35.342								
	7	1	3:57.623	1:10.011			113.8	27:32.965								
	1	1	3:53.374	1:19.709	1:35.038	58.627		3:53.374								
	2	1	3:42.135	1:05.719	1:36.352	1:00.064	144.8	7:35.509								
	3	1	4:22.733	1:05.660	1:53.386	1:23.687	145.7	11:58.242								
	4	1	4:14.483	1:15.013	1:50.932	1:08.538	138.3	16:12.725								
46	1. Francesco TESSARO FIAT Abarth 1000 Berlino TCR ACM							5	1	3:45.508	1:08.874	1:35.343	1:01.291	127.5	19:58.233	
	6	1	4:04.352	1:05.897			138.3	24:02.585								
	7	1	3:54.953	1:10.293			134.2	27:57.538								
	1	1	16:17.617	B	...	1:32.716	1:10.052	16:17.617								
	2	1	3:44.989	1:06.313	1:37.096	1:01.580	131.7	20:02.606								
	3	1	4:01.936	1:08.245	1:40.086	1:13.605	133.7	24:04.542								
	4	1	3:55.167	1:10.856	1:36.609	1:07.702	129.2	27:59.709								
	64	1. Andrea TESSARO FIAT Abarth 1000 Berlino TCR ACM							6	1	4:18.878	1:14.565	1:50.357	1:13.930	101.5	23:43.135
7		1	3:56.100	1:09.591			144.4	27:39.235								
1		1	4:32.827	B	2:03.223	1:33.503	56.101	131.4	4:32.827							
2		1	3:40.412	B	1:01.965	1:33.430	1:05.017	149.8	8:13.239							
3		1	4:48.540	1:43.009	1:30.501	1:35.030	151.9	13:01.779								
4		1	3:51.077	B	1:14.592	1:35.119	1:01.366	106.5	16:52.856							
77		1. Maik WILCKE AUTOBIANCHI A112 Abarth ACM							5	1	3:28.333	54.055	1:29.890	1:04.388	157.2	19:07.402
		6	1	4:21.042	1:17.285	1:50.357	1:13.400	111.1	23:28.444							
	7	1	3:57.152	1:10.287	1:42.842	1:04.023	130.1	27:25.596								
	1	1	3:35.926	1:08.668	1:29.673	57.585		3:35.926								
	2	1	3:35.384	1:03.209	1:30.456	1:01.719	146.9	7:11.310								
	3	1	4:35.750	1:08.269	2:07.204	1:20.277	132.5	11:47.060								
	4	1	4:16.356	1:17.482	1:51.277	1:07.597	111.1	16:03.416								
	5	1	3:39.540	1:04.944	1:33.570	1:01.026	135.5	19:42.956								
110	1. Frank FIEDLER RENAULT Alpine A110 1300 HC							6	1	4:21.261	1:18.132	1:49.510	1:13.619	97.7	23:30.386	
	7	1	3:54.255	1:09.063	1:39.133	1:06.059	117.1	27:46.352								
	1	1	3:41.308	1:14.873	1:31.294	55.141		3:41.308								
	2	1	3:29.030	58.165	1:28.288	1:02.577	178.5	7:10.338								
	3	1	4:36.264	1:08.465	2:07.365	1:20.434	127.8	11:46.602								
	4	1	4:15.187	1:17.261	1:50.725	1:07.201	114.5	16:01.789								
	5	1	3:37.548	1:04.049	1:33.085	1:00.414	145.7	19:39.337								
	6	1	4:12.760	1:08.383	1:49.576	1:14.801	92.4	23:52.097								
118	1. Ingo LEIBERICH 2. Nicolas EDEL FIAT 128 Limo. 1300 HC							7	1	3:57.365	1:10.502	1:42.226	1:04.637	121.5	27:27.751	
	1	1	3:15.335	57.138	1:27.082	51.115		3:15.335								
	2	1	3:13.538	56.404	1:25.810	51.324	176.5	6:28.873								
	3	1	5:02.419	1:28.892	2:13.375	1:20.152	63.9	11:31.292								
	127	1. Nico VIZZA FIAT 127 1300 HC							1	1	3:07.069	55.141	1:22.499	49.429		3:07.069
		2	1	3:07.715	56.149	1:21.767	49.799	176.2	6:14.784							
		3	1	5:10.510	1:36.479	2:14.776	1:19.255	67.5	11:25.294							
		4	1	4:15.233	1:14.050	1:54.163	1:07.020	119.7	15:40.527							
5		1	3:28.598	54.726	1:29.498	1:04.374	166.2	19:09.125								
6		1	4:21.261	1:18.132	1:49.510	1:13.619	97.7	23:30.386								
7		1	3:57.365	1:10.502	1:42.226	1:04.637	121.5	27:27.751								
131		1. Daniel KAUTER SIMCA Rally 2 1300 HC							1	1	3:16.845	58.026	1:26.248	52.571		3:16.845
	2	1	3:13.223	57.106	1:23.708	52.409	171.7	6:30.068								
	3	1	5:01.706	1:28.610	2:12.759	1:20.337	61.8	11:31.774								
	4	1	4:13.979	1:14.766	1:52.723	1:06.490	114.2	15:45.753								
	5	1	3:29.079	56.902	1:28.481	1:03.696	169.0	19:14.832								
	1	1	3:22.030	1:01.806	1:26.730	53.494		3:22.030								
	2	1	3:20.889	58.180	1:28.309	54.400	159.5	6:42.919								
	3	1	4:54.964	1:22.679	2:11.523	1:20.762	73.8	11:37.883								
143	1. Hans MÄRZ SIMCA 1200S 1300 HC							4	1	4:15.712	1:14.116	1:54.880	1:06.716	113.0	15:39.069	
	5	1	3:28.333	54.055	1:29.890	1:04.388	157.2	19:07.402								
	6	1	4:21.042	1:17.285	1:50.357	1:13.400	111.1	23:28.444								
	7	1	3:56.100	1:09.591			144.4	27:39.235								
	1	1	3:03.096	53.722	1:21.294	48.080		3:03.096								
	2	1	3:02.988	53.762	1:20.978	48.248	184.6	6:06.084								
	3	1	5:17.273	1:42.980	2:14.872	1:19.421	71.0	11:23.357								
	4	1	4:15.712	1:14.116	1:54.880	1:06.716	113.0	15:39.069								
150	1. Christoph WILDE SIMCA Rallye 2 1300 HC							5	1	3:28.333	54.055	1:29.890	1:04.388	157.2	19:07.402	
	6	1	4:21.042	1:17.285	1:50.357	1:13.400	111.1	23:28.444								
	7	1	3:57.152	1:10.287	1:42.842	1:04.023	130.1	27:25.596								
	1	1	3:07.069	55.141	1:22.499	49.429		3:07.069								
	2	1	3:07.715	56.149	1:21.767	49.799	176.2	6:14.784								
	3	1	5:10.510	1:36.479	2:14.776	1:19.255	67.5	11:25.294								
	4	1	4:15.233	1:14.050	1:54.163	1:07.020	119.7	15:40.527								
	5	1	3:28.598	54.726	1:29.498	1:04.374	166.2	19:09.125								
177	1. Michael WEISENBORN LADA 21011 1300 HC							6	1	4:21.261	1:18.132	1:49.510	1:13.619	97.7	23:30.386	
	7	1	3:57.365	1:10.502	1:42.226	1:04.637	121.5	27:27.751								
	1	1	3:16.845	58.026	1:26.248	52.571		3:16.845								
	2	1	3:13.223	57.106	1:23.708	52.409	171.7	6:30.068								
	3	1	5:01.706	1:28.610	2:12.759	1:20.337	61.8	11:31.774								
	4	1	4:13.979	1:14.766	1:52.723	1:06.490	114.2	15:45.753								
	5	1	3:29.079	56.902	1:28.481	1:03.696	169.0	19:14.832								



8-KAMPF DER ZWERGE

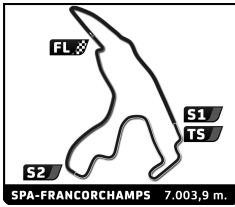
Spa Summer Classic

Race 2

Sector Analysis

— Invalidated Lap ■ Personal Best ■ Session Best B Crossing the pit lane

Lap	D	Time	Sector 1	Sector 2	Sector 3	T.Spd	Elapsed	Lap	D	Time	Sector 1	Sector 2	Sector 3	T.Spd	Elapsed
6	1	4:21.042	1:17.242	1:50.830	1:12.970	102.3	23:35.874	2	1	3:38.890	1:05.406	1:33.302	1:00.182	145.2	7:26.011
7	1	3:57.809	1:10.083	1:42.514	1:05.212	116.0	27:33.683	3	1	4:30.163	1:06.462	2:00.348	1:23.353	143.4	11:56.174
211 1.Max LÜERSSEN ROVER Mini BCT								253 1.Friedhelm THELEN ROVER Mini MK 2 SPI BCT							
1	1	3:46.900	1:12.661	1:34.847	59.392		3:46.900	1	1	3:49.514	1:13.225	1:35.366	1:00.923		3:49.514
2	1	3:35.037	1:03.131	1:33.416	58.490	140.8	7:21.937	2	1	3:42.299	1:07.176	1:33.912	1:01.211	135.8	7:31.813
3	1	4:31.881	1:06.683	2:02.839	1:22.359	134.5	11:53.818	3	1	4:25.600	1:07.590	1:54.451	1:23.559	135.3	11:57.413
4	1	4:13.968	1:15.513	1:51.694	1:06.761	125.6	16:07.786	254 1.Gregor NICK ROVER Mini Cooper BCT							
5	1	3:42.741	1:07.475	1:34.544	1:00.722	138.8	19:50.527	1	1	3:08.524	54.972	1:23.852	49.700		3:08.524
6	1	4:07.896	1:05.411	1:49.617	1:12.868	142.7	23:58.423	2	1	3:05.499	54.700	1:21.434	49.365	178.2	6:14.023
7	1	3:54.176	1:09.391	1:38.688	1:06.097	137.2	27:52.599	3	1	5:10.736	1:36.690	2:14.762	1:19.284	67.8	11:24.759
216 1.Alberto PINNA LEYLAND Mini BCT								255 1.Walter KAUFMANN ROVER Mini SPI BCT							
1	1	3:54.653	1:17.355	1:36.071	1:01.227		3:54.653	1	1	3:49.514	1:13.225	1:35.366	1:00.923		3:49.514
235 1.Herbert WEIN SEN. AUSTIN Mini 1275GT BCT								259 1.Patrick KÜHNEL MINI Cooper Spi BCT							
1	1	3:12.062	56.438	1:24.810	50.814		3:12.062	1	1	3:43.741	1:10.286	1:33.333	1:00.122		3:43.741
2	1	3:11.877	56.058	1:24.606	51.213	171.4	6:23.939	2	1	3:37.650	1:05.619	1:31.822	1:00.209	142.3	7:21.391
3	1	5:03.693	1:29.930	2:14.638	1:19.125	68.8	11:27.632	3	1	4:31.881	1:06.607	2:02.977	1:22.297	140.8	11:53.272
4	1	4:14.939	1:14.460	1:53.307	1:07.172	128.9	15:42.571	4	1	4:14.780	1:15.536	1:51.664	1:07.580	129.2	16:08.052
5	1	3:29.757	55.658	1:28.934	1:05.165	165.6	19:12.328	5	1	3:45.706	1:10.391	1:33.659	1:01.656	138.3	19:53.758
6	1	4:20.882	1:17.044	1:49.584	1:14.254	103.8	23:33.210	6	1	4:06.504	1:06.046	1:46.917	1:13.541	141.0	24:00.262
7	1	3:57.967	1:10.194	1:42.423	1:05.350	105.9	27:31.177	7	1	3:54.338	1:09.713	1:37.839	1:06.786	137.2	27:54.600
236 1.Herbert WEIN JR. MORRIS Mini BCT								269 1.Michael ARCIDIACONE AUSTIN Mini Mk2 BCT							
1	1	3:21.426	1:09.792	1:22.143	49.491		3:21.426	1	1	3:45.980	1:16.595	1:31.872	57.513		3:45.980
2	1	3:03.832	53.893	1:20.257	49.682	183.4	6:25.258	2	1	3:30.597	1:00.809	1:30.726	59.062	142.1	7:16.577
3	1	5:03.321	1:29.752	2:14.495	1:19.074	69.0	11:28.579	3	1	4:32.146	1:07.003	2:04.786	1:20.357	134.3	11:48.723
4	1	4:14.639	1:14.507	1:53.309	1:06.823	128.6	15:43.218	4	1	4:16.441	1:17.536	1:51.099	1:07.806	106.6	16:05.164
5	1	3:27.176	54.114	1:28.156	1:04.906	168.7	19:10.394	5	1	3:41.804	1:05.544	1:36.434	59.826	131.7	19:46.968
6	1	4:20.985	1:17.836	1:49.551	1:13.598	97.1	23:31.379	6	1	4:08.563	1:04.699	1:51.205	1:12.659	101.2	23:55.531
7	1	3:57.582	1:10.466	1:42.361	1:04.755	117.4	27:28.961	7	1	3:54.838	1:08.810	1:39.383	1:06.645	126.6	27:50.369
237 1.Martin BAUMGART MINI spi BCT								252 1.Stephan KEISELT ROVER Mini Cooper BCT							
1	1	4:03.893	1:20.789	1:39.337	1:03.767		4:03.893	1	1	3:47.121	1:11.601	1:33.792	1:01.728		3:47.121
2	1	4:03.365	1:13.255	1:44.794	1:05.316	128.4	8:07.258								
3	1	4:06.018	1:15.036	1:45.531	1:05.451	130.4	12:13.276								
4	1	4:04.162	1:10.689	1:43.342	1:10.131	133.7	16:17.438								
5	1	4:02.190	1:11.155	1:41.642	1:09.393	133.7	20:19.628								
6	1	4:01.476	1:10.836	1:45.511	1:05.129	132.2	24:21.104								
7	1	3:55.455	1:09.845	1:41.745	1:03.865	133.8	28:16.559								



8-KAMPF DER ZWERGE

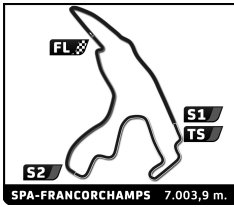
Spa Summer Classic

Race 2

Sector Analysis

— Invalidated Lap ■ Personal Best ■ Session Best B Crossing the pit lane

Lap	D	Time	Sector 1	Sector 2	Sector 3	T.Spd	Elapsed	Lap	D	Time	Sector 1	Sector 2	Sector 3	T.Spd	Elapsed		
288		1.Dennis NIKOLAY						ROVER Mini Spi				NSU 67					
		BCT										NSU TT					
1	1	3:46.063	1:11.803	1:33.835	1:00.425		3:46.063	1	1	3:15.725	57.396	1:27.471	50.858		3:15.725		
2	1	3:39.587	1:06.076	1:33.182	1:00.329	142.9	7:25.650	2	1	3:12.043	55.720	1:23.877	52.446	179.4	6:27.768		
3	1	4:30.020	1:06.056	2:00.581	1:23.383	142.3	11:55.670	3	1	5:02.732	1:28.427	2:14.207	1:20.098	66.3	11:30.500		
4	1	4:14.898	1:14.571	1:51.733	1:08.594	127.8	16:10.568	4	1	4:13.675	1:13.988	1:53.717	1:05.970	120.1	15:44.175		
5	1	3:45.886	1:09.110	1:33.621	1:03.155	133.8	19:56.454	5	1	3:29.038	55.930	1:29.014	1:04.094	145.2	19:13.213		
6	1	4:04.541	1:06.355			140.3	24:00.995	6	1	4:21.055	1:16.928	1:50.590	1:13.537	105.2	23:34.268		
7	1	3:54.826	1:10.316			136.4	27:55.821	7	1	3:57.836	1:10.183	1:42.587	1:05.066	113.8	27:32.104		
292		1.Philipp SCHULTEN						ROVER Mini Cooper SPI				NSU 67					
		BCT										NSU TT					
1	1	3:40.844	1:10.245	1:31.642	58.957		3:40.844	1	1	3:21.235	1:02.357	1:26.530	52.348		3:21.235		
2	1	3:39.228	1:05.479	1:33.285	1:00.464	142.3	7:20.072	2	1	3:19.229	58.581	1:24.862	55.786	174.2	6:40.464		
3	1	4:32.211	1:05.989	2:04.083	1:22.139	136.0	11:52.283	3	1	4:55.926	1:22.631	2:12.224	1:21.071	74.6	11:36.390		
4	1	4:15.301	1:15.732	1:51.915	1:07.654	119.1	16:07.584	4	1	4:13.011	1:13.936	1:53.311	1:05.764	120.8	15:49.401		
5	1	3:44.318	1:09.614	1:33.354	1:01.350	139.0	19:51.902	5	1	3:33.892	1:00.916	1:30.012	1:02.964	145.6	19:23.293		
6	1	4:07.524	1:05.983	1:48.273	1:13.268	140.6	23:59.426	6	1	4:19.208	1:14.666	1:50.540	1:14.002	105.4	23:42.501		
7	1	3:54.223	1:09.255	1:38.404	1:06.564	141.7	27:53.649	7	1	3:55.635	1:09.260	1:41.482	1:04.893	134.8	27:38.136		
293		1.Jörg BÜCHEL						ROVER Mini Cooper SPI				NSU TT					
		BCT										NSU TT					
1	1	3:40.439	1:09.096	1:32.330	59.013		3:40.439	1	1	3:17.504	59.261	1:25.822	52.421		3:17.504		
2	1	3:37.198	1:05.227	1:32.924	59.047	141.9	7:17.637	2	1	3:13.946	56.732	1:23.755	53.459	170.1	6:31.450		
3	1	4:32.235	1:06.615	2:04.714	1:20.906	137.6	11:49.872	3	1	5:01.476	1:27.891	2:12.884	1:20.701	61.3	11:32.926		
4	1	4:16.436	1:17.025	1:50.811	1:08.600	103.8	16:06.308	4	1	4:13.214	1:14.532	1:52.518	1:06.164	109.3	15:46.140		
5	1	3:43.608	1:08.309	1:34.177	1:01.122	141.9	19:49.916	5	1	3:30.119	57.772	1:28.158	1:04.189	158.8	19:16.259		
6	1	4:07.791	1:05.304	1:49.603	1:12.884	142.5	23:57.707	6	1	4:20.833	1:16.715	1:50.718	1:13.400	105.7	23:37.092		
7	1	3:54.207	1:09.573	1:38.498	1:06.136	143.2	27:51.914	7	1	3:57.396	1:09.542	1:42.405	1:05.449	111.3	27:34.488		
307		1.Frank LOENNIES						NSU TT				NSU TT					
		NSU TT										NSU TT					
1	1	3:39.141	1:12.074	1:31.842	55.225		3:39.141	1	1	3:18.532	59.241	1:27.218	52.073		3:18.532		
2	1	3:30.736	1:00.300	1:29.199	1:01.237	147.5	7:09.877	2	1	3:14.494	57.450	1:23.954	53.090	166.4	6:33.026		
3	1	4:35.815	1:07.953	2:07.490	1:20.372	121.5	11:45.692	3	1	5:01.157	1:27.804	2:12.651	1:20.702	63.7	11:34.183		
4	1	4:15.454	1:17.329	1:50.892	1:07.233	118.3	16:01.146	4	1	4:13.385	1:14.465	1:53.150	1:05.770	99.8	15:47.568		
5	1	3:41.134	1:06.555	1:33.601	1:00.978	135.3	19:42.280	5	1	3:30.892	57.918	1:28.220	1:04.754	142.1	19:18.460		
6	1	4:19.985	1:15.739	1:50.991	1:13.255	113.4	23:38.445	6	1	4:19.985	1:15.739	1:50.991	1:13.255	113.4	23:38.445		
7	1	3:57.338	1:09.718	1:42.116	1:05.504	115.8	27:35.783	7	1	3:57.338	1:09.718	1:42.116	1:05.504	115.8	27:35.783		
310		1.Jürgen MARMULLA						NSU TT				NSU TT 67					
		NSU TT										NSU TT					
1	1	3:23.597	1:03.531	1:27.040	53.026		3:23.597	1	1	3:40.613	1:15.027	1:30.709	54.877		3:40.613		
2	1	3:18.294	57.384	1:25.606	55.304	170.6	6:41.891	2	1	3:28.463	58.094	1:28.684	1:01.685	168.7	7:09.076		
3	1	4:55.262	1:22.855	2:11.582	1:20.825	74.3	11:37.153	3	1	4:36.101	1:08.015	2:07.374	1:20.712	117.5	11:45.177		
4	1	4:12.901	1:14.085	1:53.340	1:05.476	118.2	15:50.054	4	1	4:15.415	1:17.080	1:50.589	1:07.746	117.4	16:00.592		
5	1	3:32.468	58.632	1:30.128	1:03.708	141.2	19:22.522	5	1	3:35.866	1:03.518	1:31.504	1:00.844	146.7	19:36.458		
6	1	4:19.182	1:14.607	1:50.294	1:14.281	107.7	23:41.704	6	1	4:14.881	1:09.496	1:50.477	1:14.908	90.8	23:51.339		
7	1	3:55.615	1:08.682	1:42.054	1:04.879	123.1	27:37.319	7	1	3:54.378	1:08.666	1:39.170	1:06.542	110.1	27:45.717		
312		1.Michael BENRA						NSU 67				NSU TT					
		BCT										NSU TT					
1	1	3:15.725					3:15.725	1	1	3:15.725	57.396	1:27.471	50.858		3:15.725		
2	1	3:12.043					6:27.768	2	1	3:12.043	55.720	1:23.877	52.446	179.4	6:27.768		
3	1	5:02.732					11:30.500	3	1	5:02.732	1:28.427	2:14.207	1:20.098	66.3	11:30.500		
4	1	4:13.675					15:44.175	4	1	4:13.675	1:13.988	1:53.717	1:05.970	120.1	15:44.175		
5	1	3:29.038					19:13.213	5	1	3:29.038	55.930	1:29.014	1:04.094	145.2	19:13.213		
6	1	4:21.055					23:34.268	6	1	4:21.055	1:16.928	1:50.590	1:13.537	105.2	23:34.268		
7	1	3:57.836					27:32.104	7	1	3:57.836	1:10.183	1:42.587	1:05.066	113.8	27:32.104		
313		1.Friedrich BENRA						NSU 67				NSU TT					
		BCT										NSU TT					
1	1	3:21.235					3:21.235	1	1	3:21.235	1:02.357	1:26.530	52.348		3:21.235		
2	1	3:19.229					6:40.464	2	1	3:19.229	58.581	1:24.862	55.786	174.2	6:40.464		
3	1	4:55.926					11:36.390	3	1	4:55.926	1:22.631	2:12.224	1:21.071	74.6	11:36.390		
4	1	4:13.011					15:49.401	4	1	4:13.011	1:13.936	1:53.311	1:05.764	120.8	15:49.401		
5	1	3:33.892					19:23.293	5	1	3:33.892	1:00.916	1:30.012	1:02.964	145.6	19:23.293		
6	1	4:19.208					23:42.501	6	1	4:19.208	1:14.666	1:50.540	1:14.002	105.4	23:42.501		
7	1	3:55.635					27:38.136	7	1	3:55.635	1:09.260	1:41.482	1:04.893	134.8	27:38.136		
318		1.Alina HUG						NSU TT				NSU TT					
		BCT										NSU TT					
1	1	3:17.504					3:17.504	1	1	3:17.504	59.261	1:25.822	52.421		3:17.504		
2	1	3:13.946					6:31.450	2	1	3:13.946	56.732	1:23.755	53.459	170.1	6:31.450		
3	1	5:01.476					11:32.926	3	1	5:01.476	1:27.891	2:12.884	1:20.701	61.3	11:32.926		
4	1	4:13.214					15:46.140	4	1	4:13.214	1:14.532	1:52.518	1:06.164	109.3	15:46.140		
5	1	3:30.119					19:16.259	5	1	3:30.119	57.772	1:28.158	1:04.189	158.8	19:16.259		
6	1	4:20.833					23:37.092	6	1	4:20.833	1:16.715	1:50.718	1:13.400	105.7	23:37.092		
7	1	3:57.396					27:34.488	7	1	3:57.396	1:09.542	1:42.405	1:05.449	111.3	27:34.488		
321		1.Stefan SCHMELTER						NSU TT				NSU TT					
		NSU TT										NSU TT					
1	1	3:18.532					3:18.532	1	1	3:18.532	59.241	1:27.218	52.073		3:18.532		
2	1	3:14.494					6:33.026	2									



8-KAMPF DER ZWERGE

Spa Summer Classic

Race 2

Sector Analysis

— Invalidated Lap
 ■ Personal Best
 ■ Session Best
 ■ Crossing the pit lane

Lap	D	Time	Sector 1	Sector 2	Sector 3	T.Spd	Elapsed	Lap	D	Time	Sector 1	Sector 2	Sector 3	T.Spd	Elapsed
327		1. Frank SCHMELTER-SONN													
		NSU TT 120													
		NSU TT													
1	1	3:20.632	1:00.456	1:27.443	52.733		3:20.632								
2	1	3:22.742	58.917	1:28.630	55.195	163.9	6:43.374								
3	1	4:54.939	1:22.974	2:11.345	1:20.620	75.0	11:38.313								
4	1	4:12.998	1:14.290	1:53.330	1:05.378	126.9	15:51.311								
5	1	3:34.284	1:00.868	1:32.491	1:00.925	136.0	19:25.595								
6	1	4:17.990	1:14.139	1:49.838	1:14.013	105.8	23:43.585								
7	1	3:56.873	1:09.872	1:41.007	1:05.994	132.8	27:40.458								
329		1. Mike FIEDLER													
		NSU TT													
		NSU TT													
1	1	3:33.200	1:04.909	1:31.372	56.919		3:33.200								
2	1	3:34.918	1:01.700	1:32.375	1:00.843	154.9	7:08.118								
3	1	4:36.067	1:08.456	2:07.465	1:20.146	103.6	11:44.185								
4	1	4:16.430	1:17.238	1:50.773	1:08.419	118.4	16:00.615								
5	1	3:41.151	1:06.477	1:33.620	1:01.054	143.6	19:41.766								
6	1	4:11.327	1:06.861	1:49.805	1:14.661	95.8	23:53.093								
7	1	3:55.242	1:08.741	1:39.271	1:07.230	119.7	27:48.335								
382		1. Lars GÖRANSSON													
		NSU TT													
		NSU TT													
1	1	3:26.615	1:04.183	1:28.965	53.467		3:26.615								
2	1	3:18.814	57.277	1:27.409	54.128	163.6	6:45.429								
3	1	4:54.479	1:22.981	2:11.379	1:20.119	78.2	11:39.908								
4	1	4:12.799	1:14.649	1:53.330	1:04.820	144.2	15:52.707								
5	1	3:33.574	1:00.267	1:32.487	1:00.820	145.7	19:26.281								
6	1	4:17.828	1:14.187	1:49.842	1:13.799	111.3	23:44.109								
7	1	3:56.862	1:10.101	1:40.873	1:05.888	138.8	27:40.971								
383		1. Nikolas DIETZ													
		NSU TT													
		NSU TT													
1	1	3:17.888	1:00.207	1:25.148	52.533		3:17.888								
2	1	3:14.345	57.587	1:23.134	53.624	169.3	6:32.233								
3	1	5:01.485	1:27.928	2:12.762	1:20.795	62.6	11:33.718								
4	1	4:12.861	1:14.523	1:52.721	1:05.617	105.1	15:46.579								
5	1	3:30.570	58.219	1:28.076	1:04.275	154.1	19:17.149								
6	1	4:20.906	1:16.542	1:50.965	1:13.399	112.7	23:38.055								
7	1	3:57.142	1:09.612	1:41.900	1:05.630	119.2	27:35.197								