

8-KAMPF DER ZWERGE

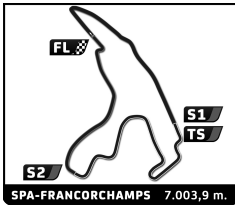
Spa Summer Classic

Race 1

Sector Analysis

— Invalidated Lap ■ Personal Best ■ Session Best B Crossing the pit lane

Lap	D	Time	Sector 1	Sector 2	Sector 3	T.Spd	Elapsed	Lap	D	Time	Sector 1	Sector 2	Sector 3	T.Spd	Elapsed		
2	1.Max NAGL							FIAT 127 ACM	6	1	3:29.030	1:01.681	1:31.988	55.361	153.4	22:01.550	
	7	1	4:15.349	1:01.893	1:44.807	1:28.649	153.0	26:16.899									
	8	1	4:43.389	1:26.469	1:56.517	1:20.403	90.5	31:00.288									
	1. Max NAGL							FIAT 1000 Berlina TC ACM	15	1.Graziano TESSARO							
	1	1	3:35.565	1:09.411	1:31.462	54.692	3:35.565	1		1	3:46.047	1:12.645	1:34.113	59.289	3:46.047		
	2	1	3:29.969	1:00.999	1:27.139	1:01.831	151.5	7:05.534		2	1	3:49.253	1:04.415	1:38.283	1:06.555	149.4	7:35.300
	3	1	4:25.639	1:08.113	2:21.100	56.426	123.9	11:31.173		3	1	4:05.700	1:11.768	1:55.375	58.557	130.3	11:41.000
	4	1	3:18.789	1:00.240	1:26.071	52.478	155.4	14:49.962		4	1	3:36.027	1:04.285	1:33.839	57.903	150.0	15:17.027
	5	1	3:20.064	1:01.173	1:25.593	53.298	151.0	18:10.026		5	1	3:33.759	1:02.501	1:33.895	57.363	153.6	18:50.786
6	1	3:33.007	59.975	1:32.911	1:00.121	155.2	21:43.033	6		1	3:46.320	1:06.651	1:38.533	1:01.136	133.5	22:37.106	
7	1	4:29.631	1:08.589	1:53.531	1:27.511	112.0	26:12.664	7		1	3:51.962	1:09.615	1:40.593	1:01.754	135.5	26:29.068	
8	1	4:45.657	1:27.844	1:56.700	1:21.113	84.7	30:58.321	8		1	4:31.782	1:14.708	1:57.006	1:20.068	88.1	31:00.850	
5	1.Hubert NAGL							LANCIA < A112 Abarth ACM	1 Sebastian CHEDOR								
	1	1	3:32.453	1:07.394	1:30.727	54.332	3:32.453	AUTOBIANCHI A112 Abarth ACM									
	2	1	3:30.778	1:01.022	1:28.086	1:01.670	157.9	7:03.231	1 Sebastian CHEDOR								
	3	1	4:26.812	1:07.970	2:20.903	57.939	112.5	11:30.043	1	1	3:34.781	1:07.641	1:31.970	55.170	3:34.781		
	4	1	3:18.758	1:00.040	1:26.724	51.994	157.9	14:48.801	2	1	3:28.840	59.345	1:28.184	1:01.311	159.1	7:03.621	
	5	1	3:17.512	59.190	1:26.017	52.305	160.2	18:06.313	3	1	4:26.895	1:07.877	2:21.463	57.555	112.0	11:30.516	
	6	1	3:34.014	59.080	1:34.004	1:00.930	156.3	21:40.327	4	1	3:20.090	1:00.054	1:28.004	52.032	161.2	14:50.606	
	7	1	4:29.250	1:08.299	1:51.796	1:29.155	105.9	26:09.577	5	1	3:18.696	58.648	1:27.113	52.935	158.8	18:09.302	
	8	1	4:46.151	1:28.438	1:57.038	1:20.675	84.8	30:55.728	6	1	3:31.336	1:00.120	1:30.468	1:00.748	160.2	21:40.638	
6	1.Joop SCHOUTEN							FIAT Abarth 1000 TC ACM	1.Frank KEHLENBECK								
	2.Jan SCHOUTEN							20	FIAT Abarth 1000TC ACM								
	1	1	3:39.294	1:11.230	1:31.660	56.404	3:39.294		1	1	3:23.666	1:03.327	1:28.095	52.244	3:23.666		
	2	1	3:31.282	1:01.658	1:29.509	1:00.115	163.9		7:10.576	2	1	3:32.886	56.906	1:28.082	1:07.898	163.6	6:56.552
	3	1	4:24.700	1:06.285	2:22.252	56.163	133.8		11:35.276	3	1	4:24.508	1:08.961	2:16.461	59.086	99.6	11:21.060
	4	1	3:22.852	1:00.511	1:28.039	54.302	160.2		14:58.128	4	1	3:16.650	58.007	1:26.357	52.286	160.7	14:37.710
	5	1	3:28.472	1:01.267	1:32.335	54.870	155.6		18:26.600	5	1	3:19.684	57.974	1:27.454	54.256	149.8	17:57.394
	6	1	3:27.356	1:01.479	1:30.541	55.336	152.3		21:53.956	6	1	3:29.167	58.809	1:28.160	1:02.198	159.5	21:26.561
	7	1	4:22.025	1:02.021	1:51.382	1:28.622	144.8		26:15.981	7	1	4:37.438	1:17.336	1:53.392	1:26.710	98.7	26:03.999
8	1	4:43.982	1:26.751	1:56.205	1:21.026	88.8	30:59.963		8	1	4:46.324	1:28.989	1:59.413	1:17.922	102.3	30:50.323	
11	1.Ralf Michael FRECK							FIAT Lancia A112 ACM	1.Michael MÄNNL								
	1.Ralf Michael FRECK							21	ABARTH 1000 TCR ACM								
	1	1	3:56.004	1:20.803	1:37.225	57.976	3:56.004		1	1	3:06.553	56.638	1:21.498	48.417	3:06.553		
	2	1	3:47.291	1:04.009	1:37.788	1:05.494	152.3		7:43.295	2	1	3:07.459	55.281	1:22.243	49.935	175.6	6:14.012
	3	1	4:03.651	1:12.769	1:52.462	58.420	119.3		11:46.946	3	1	4:58.467	1:36.673	2:20.804	1:00.990	55.1	11:12.479
	4	1	3:38.925	1:04.399	1:35.096	59.430	150.4		15:25.871	4	1	3:06.911	54.915	1:21.043	50.953	175.3	14:19.390
	5	1	3:35.001	1:04.005	1:34.584	56.412	148.4		19:00.872	5	1	3:05.225	55.264	1:21.503	48.458	176.2	17:24.615
	6	1	3:41.769	1:04.996	1:38.965	57.808	134.3		22:42.641	6	1	3:09.744	55.861	1:20.841	53.042	171.7	20:34.359
	7	1	3:49.314	1:07.121	1:40.748	1:01.445	133.8		26:31.955	7	1	4:09.665	1:00.284	1:33.825	1:35.556	164.1	24:44.024
8	1	4:32.030	1:13.694	1:57.514	1:20.822	97.0	31:03.985		8	1	4:19.278	1:12.999	1:51.712	1:14.567	115.1	29:03.302	
13	1.Jan SCHOUTEN							FIAT Abarth 1000TC ACM	1.Josef SCHICHL								
	2.Joop SCHOUTEN							28	FIAT Abarth TC1000 ACM								
	1	1	3:41.448	1:11.247	1:33.383	56.818	3:41.448		1	1	3:36.588	1:08.934	1:32.325	55.329	3:36.588		
	2	1	3:32.908	1:02.503	1:33.961	56.444	153.8		7:14.356	2	1	3:29.719	1:01.554	1:28.837	59.328	153.8	7:06.307
	3	1	4:23.062	1:03.997	2:22.969	56.096	140.6		11:37.418								
	4	1	3:27.742	1:01.659	1:31.150	54.933	154.9		15:05.160								
5	1	3:27.360	1:01.590	1:31.178	54.592	154.1	18:32.520										



8-KAMPF DER ZWERGE

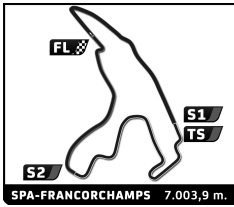
Spa Summer Classic

Race 1

Sector Analysis

— Invalidated Lap ■ Personal Best ■ Session Best B Crossing the pit lane

Lap	D	Time	Sector 1	Sector 2	Sector 3	T.Spd	Elapsed	Lap	D	Time	Sector 1	Sector 2	Sector 3	T.Spd	Elapsed
36 1.Manuel VIZZA FIAT Abarth 695 ACM															
3	1	4:25.773	1:08.076	2:22.024	55.673	132.4	11:32.080	4	1	3:19.674	1:00.858	1:26.240	52.576	155.2	14:51.754
1	1	3:57.056	1:23.768	1:34.671	58.617		3:57.056	5	1	3:50.775	1:14.448	1:34.550	1:01.777	112.1	19:51.365
2	1	4:08.218	1:14.963	1:40.913	1:12.342	137.6	8:05.274	6	1	4:50.818	1:13.769	2:01.846	1:35.203	93.1	24:42.183
3	1	4:09.983	1:22.217	1:49.306	58.460	90.7	12:15.257	7	1	4:19.430	1:13.651	1:51.124	1:14.655	123.1	29:01.613
4	1	3:45.333	1:05.735	1:35.660	1:03.938	145.9	16:00.590								
46 1.Francesco TESSARO FIAT Abarth 1000 Berlina TCR ACM															
1	1	3:27.114	1:04.830	1:29.979	52.305		3:27.114	5	1	3:16.825	59.501	1:25.513	51.811	162.7	18:02.473
2	1	3:32.886	59.597	1:26.623	1:06.666	163.4	7:00.000	6	1	3:36.697	59.628	1:36.751	1:00.318	162.7	21:39.170
3	1	4:26.437	1:08.271	2:17.763	1:00.403	106.2	11:26.437	7	1	4:28.659	1:08.418	1:51.951	1:28.290	107.0	26:07.829
4	1	3:19.211	1:00.442	1:25.888	52.881	162.7	14:45.648	8	1	4:45.052	1:28.444	1:57.946	1:18.662	99.6	30:52.881
64 1.Andrea TESSARO FIAT Abarth 1000 Berlina TCR ACM															
1	1	3:50.121	B 1:19.299	1:28.350	1:02.472		3:50.121								
77 1.Maik WILCKE AUTOBIANCHI A112 Abarth ACM															
1	1	3:46.509	1:13.589	1:34.582	58.338		3:46.509	5	1	3:34.836	1:03.085	1:34.094	57.657	145.2	18:51.516
2	1	3:50.198	1:04.322	1:38.563	1:07.313	142.1	7:36.707	6	1	3:47.296	1:06.597	1:39.738	1:00.961	125.4	22:38.812
3	1	4:04.618	1:11.812	1:54.637	58.169	122.3	11:41.325	7	1	3:50.957	1:09.237	1:41.098	1:00.622	133.0	26:29.769
4	1	3:35.355	1:04.511	1:33.771	57.073	146.5	15:16.680	8	1	4:32.238	1:14.493	1:57.068	1:20.677	90.7	31:02.007
110 1.Frank FIEDLER RENAULT Alpine A110 1300 HC															
1	1	3:22.294	1:01.108	1:27.633	53.553		3:22.294								
2	1	3:25.588	57.300	1:28.178	1:00.110	178.5	6:47.882								
3	1	4:31.852	1:13.353	2:17.930	1:00.569	51.9	11:19.734								
115 1.Merlin W. KAMPMANN GINETTA G15 BCT															
1	1	3:56.614	1:16.949	1:38.970	1:00.695		3:56.614								
2	1	3:50.685	1:05.018	1:41.559	1:04.108	151.7	7:47.299								
3	1	4:02.501	1:09.378	1:53.014	1:00.109	118.6	11:49.800								
118 1.Ingo LEIBERICH FIAT128 Limo. 1300 HC															
1	1	3:19.067	59.176	1:28.270	51.621		3:19.067								
2	1	3:22.622	57.143	1:27.496	57.983	171.2	6:41.689								
3	1	4:34.166	1:14.292	2:19.136	1:00.738	59.2	11:15.855								
4	1	3:12.077	56.753	1:24.730	50.594	176.8	14:27.932								
5	1	3:15.107	56.759	1:26.512	51.836	165.4	17:43.039								
6	1	3:35.922	56.206	1:29.421	1:10.295	174.5	21:18.961								
7	1	4:38.678	1:15.929	1:55.746	1:27.003	103.3	25:57.639								
8	1	4:46.245	1:27.292	2:01.498	1:17.455	94.7	30:43.884								
123 1.Wolfgang GROSSMANN FIAT 128 Berlina 1300 HC															
1	1	3:52.242	1:05.823	1:39.606	1:06.813		3:52.242								
127 1.Nico VIZZA FIAT 127 1300 HC															
1	1	3:13.760	58.062	1:24.375	51.323		3:13.760								
2	1	3:15.862	57.374	1:22.378	56.110	168.0	6:29.622								
3	1	4:45.171	1:25.033	2:18.727	1:01.411	60.1	11:14.793								
4	1	3:09.818	57.193	1:22.548	50.077	167.4	14:24.611								
5	1	3:09.399	56.499	1:22.508	50.392	168.7	17:34.010								
6	1	3:14.255	55.588	1:24.204	54.463	171.7	20:48.265								
7	1	3:59.449	59.268	1:27.212	1:32.969	157.2	24:47.714								
8	1	4:20.044	1:16.084	1:48.364	1:15.596	141.4	29:07.758								
131 1.Daniel KAUTER SIMCA Rally 2 1300 HC															
1	1	3:34.565	1:06.724	1:33.526	54.315		3:34.565								
2	1	3:27.928	58.475	1:27.513	1:01.940	165.6	7:02.493								
3	1	4:26.966	1:08.239	2:19.079	59.648	122.7	11:29.459								
4	1	3:18.059	57.986	1:27.947	52.126	152.5	14:47.518								
5	1	3:16.171	58.048	1:26.308	51.815	159.8	18:03.689								
6	1	3:33.591	57.872	1:32.783	1:02.936	169.3	21:37.280								
7	1	4:28.825	1:09.076	1:52.365	1:27.384	109.1	26:06.105								
8	1	4:45.992	1:28.247	1:59.487	1:18.258	108.9	30:52.097								
143 1.Hans MÄRZ SIMCA 1200S 1300 HC															
1	1	3:02.922	55.195	1:20.543	47.184		3:02.922								
2	1	3:02.340	53.059	1:20.506	48.775	184.6	6:05.262								
3	1	5:05.615	1:42.866	2:22.092	1:00.657	62.3	11:10.877								
4	1	2:59.619	52.802	1:19.756	47.061	184.3	14:10.496								
5	1	3:00.205	52.868	1:19.938	47.399	184.9	17:10.701								
6	1	3:22.894	53.708	1:27.739	1:01.447	171.7	20:33.595								
7	1	4:09.644	1:00.164	1:34.169	1:35.311	153.2	24:43.239								
8	1	4:19.562	1:13.381	1:51.280	1:14.901	115.5	29:02.801								



8-KAMPF DER ZWERGE

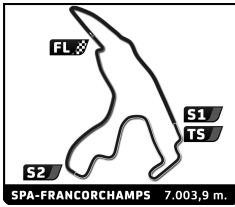
Spa Summer Classic

Race 1

Sector Analysis

— Invalidated Lap ■ Personal Best ■ Session Best B Crossing the pit lane

Lap	D	Time	Sector 1	Sector 2	Sector 3	T.Spd	Elapsed	Lap	D	Time	Sector 1	Sector 2	Sector 3	T.Spd	Elapsed	
150	1.Christoph WILDE							SIMCA Rallye 2 1300 HC								
	1	1	3:11.140	58.683	1:23.485	48.972		3:11.140	8	1	4:19.625	1:15.275	1:48.980	1:15.370	139.4	29:08.651
	2	1	3:06.224	55.538	1:20.679	50.007	172.2	6:17.364								
	3	1	4:55.529	1:34.047	2:20.602	1:00.880	55.9	11:12.893								
	4	1	3:14.336	54.577	1:21.069	58.690	178.5	14:27.229								
	5	1	3:04.237	55.129	1:20.206	48.902	176.5	17:31.466								
	6	1	3:05.415	55.412	1:20.018	49.985	175.0	20:36.881								
	7	1	4:08.865	58.843	1:34.015	1:36.007	168.2	24:45.746								
	8	1	4:19.473	1:12.473	1:51.876	1:15.124	116.9	29:05.219								
236	1.Herbert WEIN JR.							MORRIS Mini BCT								
	1	1	3:04.392	55.821	1:20.339	48.232		3:04.392								
	2	1	3:03.288	54.257	1:19.542	49.489	175.0	6:07.680								
	3	1	5:04.005	1:41.912	2:21.416	1:00.677	57.5	11:11.685								
	4	1	3:00.330	53.960	1:18.252	48.118	174.5	14:12.015								
237	1.Martin BAUMGART							MINI spi BCT								
	1	1	4:12.487	1:26.561	1:42.561	1:03.365		4:12.487								
	2	1	4:39.775	1:12.752	2:06.882	1:20.141	127.4	8:52.262								
	3	1	4:18.891	1:24.066	1:49.181	1:05.644	106.9	13:11.153								
	4	1	4:05.322	1:15.641	1:44.258	1:05.423	127.1	17:16.475								
	5	1	4:04.411	1:11.092	1:45.599	1:07.720	124.6	21:20.886								
	6	1	4:37.425	1:15.505	1:55.339	1:26.581	105.2	25:58.311								
	7	1	4:46.036	1:27.601	2:01.436	1:16.999	95.0	30:44.347								
252	1.Stephan KEISELT							ROVER Mini Cooper BCT								
	1	1	3:57.745	1:20.788	1:35.563	1:01.394		3:57.745								
	2	1	3:50.857	1:07.153	1:38.735	1:04.969	136.0	7:48.602								
	3	1	4:02.649	1:08.549	1:52.809	1:01.291	126.6	11:51.251								
	4	1	3:39.558	1:06.318	1:33.832	59.408	138.3	15:30.809								
	5	1	3:39.598	1:07.015	1:33.283	59.300	134.7	19:10.407								
	6	1	3:39.534	1:06.989	1:33.364	59.181	134.0	22:49.941								
	7	1	3:44.843	1:06.492	1:37.077	1:01.274	136.4	26:34.784								
253	1.Friedhelm THELEN							ROVER Mini MK 2 SPI BCT								
	1	1	3:50.927	1:16.407	1:34.460	1:00.060		3:50.927								
	2	1	3:49.490	1:07.901	1:34.790	1:06.799	135.0	7:40.417								
	3	1	4:08.464	1:11.704	1:55.588	1:01.172	126.2	11:48.881								
	4	1	3:42.988	1:07.674	1:34.711	1:00.603	135.2	15:31.869								
	5	1	3:40.362	1:06.744	1:33.727	59.891	136.5	19:12.231								
	6	1	3:41.332	1:07.385	1:33.813	1:00.134	133.8	22:53.563								
	7	1	3:42.486	1:07.869	1:34.320	1:00.297	131.7	26:36.049								
254	1.Gregor NICK							ROVER Mini Cooper BCT								
	1	1	3:13.835	59.046	1:23.920	50.869		3:13.835								
	2	1	3:11.519	55.447	1:23.739	52.333	177.3	6:25.354								
	3	1	4:48.536	1:26.942	2:20.133	1:01.461	57.8	11:13.890								
	4	1	3:04.419	54.880	1:20.878	48.661	175.3	14:18.309								
	5	1	3:05.767	55.572	1:21.841	48.354	172.0	17:24.076								
	6	1	3:10.696	56.578	1:21.503	52.615	169.0	20:34.772								
	7	1	4:10.051	1:00.343	1:33.782	1:35.926	165.4	24:44.823								
235	1.Herbert WEIN SEN.							AUSTIN Mini 1275GT BCT								
	1	1	3:19.897	59.829	1:27.861	52.207		3:19.897								
	2	1	3:23.563	57.249	1:26.875	59.439	166.9	6:43.460								
	3	1	4:33.031	1:14.055	2:18.167	1:00.809	59.6	11:16.491								
	4	1	3:12.546	56.240	1:24.742	51.564	169.0	14:29.037								
	5	1	3:09.985	55.591	1:24.175	50.219	170.1	17:39.022								
	6	1	3:14.390	55.837	1:25.121	53.432	165.6	20:53.412								
	7	1	3:55.614	58.799	1:27.337	1:29.478	158.6	24:49.026								



8-KAMPF DER ZWERGE

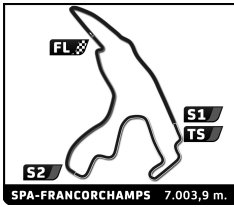
Spa Summer Classic

Race 1

Sector Analysis

— Invalidated Lap ■ Personal Best ■ Session Best B Crossing the pit lane

Lap	D	Time	Sector 1	Sector 2	Sector 3	T.Spd	Elapsed	Lap	D	Time	Sector 1	Sector 2	Sector 3	T.Spd	Elapsed
255	1. Walter KAUFMANN							ROVER Mini SPI BCT							
	1	1	4:03.411	1:24.164	1:39.397	59.850	4:03.411	7	1	3:50.012					26:30.187
	2	1	4:01.450	1:08.393	1:40.823	1:12.234	136.4	8:04.861	8	1	4:32.621				31:02.808
	3	1	4:14.007	1:21.993	1:51.095	1:00.919	96.7	12:18.868							
	4	1	3:44.373	1:08.432	1:36.496	59.445	138.1	16:03.241							
	5	1	3:46.819	1:07.311	1:37.880	1:01.628	136.0	19:50.060							
	6	1	4:51.758	1:14.249	2:02.237	1:35.272	93.6	24:41.818							
	7	1	4:19.467	1:08.811	1:55.991	1:14.665	135.0	29:01.285							
259	1. Patrick KÜHNEL							MINI Cooper Spi BCT							
	1	1	3:49.449	1:14.463	1:34.953	1:00.033	3:49.449								
	2	1	3:49.004	1:06.736	1:34.516	1:07.752	133.2	7:38.453							
	3	1	4:06.452	1:11.821	1:55.179	59.452	126.3	11:44.905							
	4	1	3:40.607	1:06.898	1:33.677	1:00.032	138.1	15:25.512							
	5	1	3:39.244	1:06.085	1:32.485	58.674	136.9	19:04.756							
	6	1	3:42.987	1:06.926	1:35.818	1:00.243	132.7	22:47.743							
	7	1	3:45.735	1:07.601	1:36.987	1:01.147	134.0	26:33.478							
288	1. Dennis NIKOLAY							ROVER Mini Spi BCT							
	1	1	3:49.759	1:15.334	1:34.264	1:00.161	3:49.759								
	2	1	3:49.193	1:06.333	1:35.605	1:07.255	139.5	7:38.952							
	3	1	4:06.602	1:12.048	1:55.183	59.371	126.0	11:45.554							
	4	1	3:39.435	1:06.111	1:33.336	59.988	139.9	15:24.989							
	5	1	3:39.356	1:06.231	1:34.467	58.658	140.8	19:04.345							
	6	1	3:44.349	1:07.742	1:35.854	1:00.753	132.5	22:48.694							
	7	1	3:45.531	1:07.194	1:37.127	1:01.210	133.8	26:34.225							
292	1. Philipp SCHULTEN							ROVER Mini Cooper SPI BCT							
	1	1	3:49.269	1:15.637	1:34.183	59.449	3:49.269								
	2	1	3:50.176	1:06.882	1:35.975	1:07.319	133.8	7:39.445							
	3	1	4:06.953	1:12.090	1:55.280	59.583	125.9	11:46.398							
	4	1	3:38.910	1:05.968	1:33.454	59.488	140.3	15:25.308							
	5	1	3:38.748	1:06.112	1:33.884	58.752	139.9	19:04.056							
	6	1	3:40.619	1:07.022	1:34.164	59.433	134.3	22:44.675							
	7	1	3:48.095	1:06.839	1:39.619	1:01.637	136.4	26:32.770							
293	1. Jörg BÜCHEL							ROVER Mini Cooper SPI BCT							
	1	1	3:48.435				3:48.435								
	2	1	3:48.886				7:37.321								
	3	1	4:05.055				11:42.376								
	4	1	3:36.343				15:18.719								
	6	1	3:42.266				22:40.175								
307	1. Frank LOENNIES							NSU TT NSU TT							
	1	1	3:38.549	1:09.779	1:32.694	56.076	3:38.549								
	2	1	3:32.627	1:02.325	1:31.449	58.853	154.9	7:11.176							
	3	1	4:25.160	1:06.071	2:22.793	56.296	133.2	11:36.336							
	4	1	3:22.060	1:00.621	1:28.140	53.299	158.1	14:58.396							
310	1. Jürgen MARMULLA							NSU TT NSU TT							
	1	1	3:25.476	1:03.012	1:29.492	52.972	3:25.476								
	2	1	3:32.604	58.436	1:26.538	1:07.630	163.4	6:58.080							
	3	1	4:26.296	1:08.447	2:17.987	59.862	97.0	11:24.376							
	4	1	3:14.408	57.979	1:25.019	51.410	165.4	14:38.784							
	5	1	3:15.105	57.288	1:25.582	52.235	163.4	17:53.889							
	6	1	3:30.200	58.172	1:26.730	1:05.298	163.4	21:24.089							
	7	1	4:37.363	1:16.783	1:53.891	1:26.689	101.1	26:01.452							
312	1. Michael BENRA							NSU 67 NSU TT							
	2. Friedrich BENRA														
	1	1	3:13.432	57.249	1:24.897	51.286	3:13.432								
	2	1	3:15.142	55.702	1:23.597	55.843	175.9	6:28.574							
	3	1	4:46.380	1:25.170	2:19.034	1:02.176	60.6	11:14.954							
	4	1	3:08.800	56.197	1:22.743	49.860	177.0	14:23.754							
	5	1	3:09.592	55.459	1:24.237	49.896	174.8	17:33.346							
	6	1	3:14.252	55.168	1:24.027	55.057	178.2	20:47.598							
313	1. Friedrich BENRA							NSU 67 NSU TT							
	2. Michael BENRA														
	1	1	3:22.809	1:02.714	1:27.682	52.413	3:22.809								
	2	1	3:34.921	58.890	1:27.563	1:08.468	169.3	6:57.730							
	3	1	4:25.449	1:08.066	2:17.442	59.941	104.7	11:23.179							
	4	1	3:18.307	59.246	1:26.611	52.450	165.4	14:41.486							
	5	1	3:15.185	58.619	1:24.856	51.710	169.0	17:56.671							
	6	1	3:28.952	58.886	1:26.659	1:03.407	167.4	21:25.623							
318	1. Alina HUG							NSU TT NSU TT							
	2. Patrick HUG														
	1	1	3:20.903	1:01.557	1:28.171	51.175	3:20.903								
	2	1	3:24.700	57.825	1:26.749	1:00.126	168.7	6:45.603							
	3	1	4:32.438	1:14.026	2:18.131	1:00.281	48.8	11:18.041							
	4	1	3:13.187	57.735	1:24.286	51.166	168.7	14:31.228							



8-KAMPF DER ZWERGE

Spa Summer Classic

Race 1

Sector Analysis

— Invalidated Lap
 ■ Personal Best
 ■ Session Best
 ■ B Crossing the pit lane

Lap	D	Time	Sector 1	Sector 2	Sector 3	T.Spd	Elapsed	Lap	D	Time	Sector 1	Sector 2	Sector 3	T.Spd	Elapsed
7	1	4:37.344	1:16.085	1:54.861	1:26.398	110.0	25:58.897								
8	1	4:46.158	1:27.999	2:01.068	1:17.091	98.2	30:45.055								

321		1.Stefan SCHMELTER														NSU TT NSU TT	
1	1	3:26.859	1:04.466	1:29.121	53.272		3:26.859										
2	1	3:31.836	59.578	1:26.065	1:06.193	165.6	6:58.695										
3	1	4:26.629	1:08.109	2:18.328	1:00.192	99.5	11:25.324										
4	1	3:15.832	58.503	1:25.716	51.613	165.9	14:41.156										
5	1	3:14.850	58.288	1:24.931	51.631	165.4	17:56.006										
6	1	3:28.564	58.297	1:26.322	1:03.945	165.9	21:24.570										
7	1	4:37.430	1:16.890	1:54.018	1:26.522	98.8	26:02.000										
8	1	4:45.444	1:28.111	2:00.470	1:16.863	101.5	30:47.444										

323		1.Rainer OESTERBECK														NSU TT 67 NSU TT	
1	1	3:58.790	1:06.384	1:32.771	1:19.635		3:58.790										

327		1.Frank SCHMELTER-SONN														NSU TT 120 NSU TT	
1	1	3:28.967	1:05.179	1:30.809	52.979		3:28.967										
2	1	3:31.547	1:00.084	1:29.507	1:01.956	159.1	7:00.514										
3	1	4:26.146	1:08.405	2:18.880	58.861	98.2	11:26.660										
4	1	3:21.224	1:00.348	1:27.848	53.028	154.9	14:47.884										
5	1	3:20.938	1:00.003	1:28.144	52.791	158.6	18:08.822										
6	1	3:32.102	1:00.503	1:31.550	1:00.049	157.7	21:40.924										
7	1	4:30.119	1:08.506	1:53.900	1:27.713	109.5	26:11.043										
8	1	4:45.945	1:27.908	1:57.099	1:20.938	83.3	30:56.988										

329		1.Mike FIEDLER														NSU TT NSU TT	
1	1	3:38.315	1:08.886	1:33.261	56.168		3:38.315										
2	1	3:31.311	1:00.781	1:29.939	1:00.591	159.1	7:09.626										
3	1	4:23.932	1:06.226	2:21.603	56.103	140.6	11:33.558										
4	1	3:22.629	59.754	1:28.727	54.148	147.7	14:56.187										
5	1	3:24.584	1:00.795	1:29.429	54.360	159.8	18:20.771										
6	1	3:29.286	1:01.164	1:31.928	56.194	156.3	21:50.057										
7	1	4:23.073	1:03.407	1:52.802	1:26.864	135.3	26:13.130										
8	1	4:46.275	1:28.090	1:56.953	1:21.232	94.5	30:59.405										

382		1.Lars GÖRANSSON														NSU TT NSU TT	
1	1	3:31.009	1:04.253	1:33.156	53.600		3:31.009										
2	1	3:30.390	58.352	1:30.334	1:01.704	166.9	7:01.399										
3	1	4:25.820	1:08.549	2:18.491	58.780	118.7	11:27.219										
4	1	3:16.881	58.074	1:27.019	51.788	170.1	14:44.100										
5	1	3:16.283	57.438	1:26.952	51.893	170.1	18:00.383										
6	1	3:26.784	57.159	1:28.519	1:01.106	169.8	21:27.167										
7	1	4:37.264	1:17.512	1:53.199	1:26.553	104.7	26:04.431										
8	1	4:46.177	1:29.048	1:59.614	1:17.515	103.0	30:50.608										

383		1.Nikolas DIETZ														NSU TT NSU TT	
1	1	3:21.531	1:01.709	1:27.552	52.270		3:21.531										
2	1	3:26.987	58.536	1:28.088	1:00.363	164.9	6:48.518										
3	1	4:31.180	1:13.961	2:17.409	59.810	54.8	11:19.698										
4	1	3:11.968	58.128	1:22.785	51.055	163.4	14:31.666										
5	1	3:12.473	58.397	1:23.661	50.415	165.6	17:44.139										
6	1	3:38.935	58.993	1:31.905	1:08.037	163.9	21:23.074										
7	1	4:37.155	1:16.265	1:54.550	1:26.340	105.7	26:00.229										
8	1	4:46.161	1:28.323	2:00.651	1:17.187	96.8	30:46.390										