

# 8-KAMPF DER ZWERGE

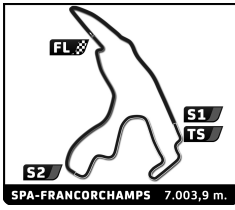
## Spa Summer Classic

### Qualifying 1

## Sector Analysis

— Invalidated Lap    ■ Personal Best    ■ Session Best    B Crossing the pit lane

Lap	D	Time	Sector 1	Sector 2	Sector 3	T.Spd	Elapsed	Lap	D	Time	Sector 1	Sector 2	Sector 3	T.Spd	Elapsed
<b>2</b> 1.Max NAGL FIAT 127 irth Coppa Mille								<b>16</b> 1.Sebastian CHEDOR AUTOBIANCHI A112 Abarth irth Coppa Mille							
1	1	4:59.252	2:01.896	1:51.994	1:05.362	77.1	4:59.252	1	1	5:02.267	2:03.125	1:52.081	1:07.061	81.0	5:02.267
2	1	3:33.883	1:04.089	1:32.879	56.915	151.7	8:33.135	2	1	3:33.204	1:01.639	1:35.258	56.307	157.0	8:35.471
3	1	<b>3:25.291</b>	1:01.624	1:28.701	<b>54.966</b>	153.8	11:58.426	3	1	3:26.049	1:00.526	1:31.062	<b>54.461</b>	157.0	12:01.520
4	1	3:36.281	1:04.893	1:31.870	59.518	151.5	15:34.707	4	1	3:31.186	1:01.355	1:31.785	58.046	155.8	15:32.706
5	1	3:25.814	1:03.577	<b>1:26.699</b>	55.538	156.1	19:00.521	5	1	3:26.993	<b>59.742</b>	1:31.168	56.083	159.5	18:59.699
6	1	3:25.662	<b>1:00.704</b>	1:27.978	56.980	156.3	22:26.183	6	1	<b>3:24.874</b>	59.777	<b>1:29.328</b>	55.769	160.7	22:24.573
<b>5</b> 1.Hubert NAGL LANCIA < A112 Abarth irth Coppa Mille								<b>20</b> 1.Frank KEHLENBECK FIAT Abarth 1000TC irth Coppa Mille							
1	1	4:58.205	2:00.992	1:52.365	1:04.848	79.6	4:58.205	1	1	4:17.889	1:29.335	1:48.799	59.755	91.3	4:17.889
2	1	<b>3:33.053</b>	1:03.408	<b>1:33.616</b>	<b>56.029</b>	140.4	8:31.258	2	1	3:32.676	1:01.908	1:34.024	56.744	128.4	7:50.565
3	1							3	1	<b>3:31.261</b>	1:01.523	1:33.346	<b>56.392</b>	133.0	11:21.826
4	1							4	1	3:33.260	<b>59.753</b>	1:30.943	1:02.564	144.2	14:55.086
5	1							5	1	3:31.611	1:02.669	<b>1:29.983</b>	58.959	135.5	18:26.697
6	1							6	1	3:51.793 <b>B</b>	1:00.778	1:30.032	1:20.983	130.6	22:18.490
<b>6</b> 1.Joop SCHOUTEN FIAT Abarth 1000 TC irth Coppa Mille 2.Jan SCHOUTEN								<b>21</b> 1.Michael MÄNNL ABARTH 1000 TCR irth Coppa Mille							
1	1	5:05.908	2:06.316	1:51.590	1:08.002	77.4	5:05.908	1	1	4:22.263	1:32.592	1:46.350	1:03.321	97.0	4:22.263
2	1	3:42.942	1:03.072	1:43.055	56.815	153.6	8:48.850	2	1	3:23.957	1:05.924	1:26.277	51.756	126.0	7:46.220
3	1	3:32.013	1:01.834	1:34.636	55.543	159.1	12:20.863	3	1	<b>3:10.226</b>	56.418	1:23.925	49.883	175.9	10:56.446
4	1	3:31.258	1:02.049	1:32.899	56.310	159.5	15:52.121	4	1	3:08.854	56.192	1:23.341	49.321	165.9	14:05.300
5	1	3:29.720	<b>1:01.766</b>	1:31.819	56.135	156.1	19:21.841	5	1	<b>3:06.713</b>	<b>55.390</b>	1:22.368	48.955	172.0	17:12.013
6	1	<b>3:26.694</b>	1:01.857	<b>1:29.639</b>	<b>55.198</b>	162.9	22:48.535	6	1	3:06.546	55.672	<b>1:22.088</b>	<b>48.786</b>	177.0	20:18.559
<b>11</b> 1.Ralf Michael FRECK FIAT Lancia A112 irth Coppa Mille								<b>28</b> 1.Josef SCHICHL FIAT Abarth TC1000 irth Coppa Mille							
1	1	4:56.234	1:55.112	1:57.512	1:03.610	88.5	4:56.234	1	1	4:24.891	1:34.571	1:46.619	1:03.701	86.3	4:24.891
2	1	4:02.096	1:08.681	1:46.762	1:06.653	153.8	8:58.330	2	1	3:34.862	1:05.119	1:31.243	58.500	147.7	7:59.753
3	1	3:55.230	1:07.230	1:45.388	1:02.612	147.3	12:53.560	3	1	3:32.251	1:06.696	1:30.158	55.397	140.8	11:32.004
4	1	<b>3:47.121</b>	1:06.320	1:41.194	<b>59.607</b>	150.4	16:40.681	4	1	3:37.917	<b>1:01.918</b>	1:30.747	1:05.252	152.3	15:09.921
5	1	4:08.029 <b>B</b>	<b>1:05.386</b>	<b>1:40.437</b>	1:22.206	152.3	20:48.710	5	1	3:27.774	1:03.822	<b>1:29.027</b>	<b>54.925</b>	151.5	18:37.695
<b>13</b> 1.Jan SCHOUTEN FIAT Abarth 1000TC irth Coppa Mille 2.Joop SCHOUTEN								<b>35</b> 1.Carlo VIZZA FIAT Abarth 695 irth Coppa Mille							
1	1	5:03.075	2:04.134	1:52.272	1:06.669	78.2	5:03.075	1	1	5:13.091	2:16.917	1:49.524	1:06.650	97.0	5:13.091
2	1	3:40.183	1:04.872	1:37.635	57.676	154.5	8:43.258	2	1	3:46.498	1:06.963	1:37.912	1:01.623	141.7	8:59.589
3	1	3:30.532	1:02.354	1:32.504	<b>55.674</b>	157.7	12:13.790	3	1	<b>3:43.704</b>	1:06.693	1:37.677	<b>59.334</b>	143.6	12:43.293
4	1	3:30.710	1:01.322	1:32.557	56.831	160.0	15:44.500	4	1	<b>3:42.824</b>	<b>1:06.163</b>	<b>1:34.832</b>	1:01.829	140.6	16:26.117
5	1	3:30.968	1:01.800	1:32.382	56.786	157.0	19:15.468	5	1	3:43.075	1:06.472	1:36.708	59.895	145.6	20:09.192
6	1	<b>3:28.910</b>	<b>1:00.872</b>	<b>1:31.614</b>	56.424	158.6	22:44.378								
<b>15</b> 1.Graziano TESSARO FIAT Abarth 1000 Berlina TC irth Coppa Mille								<b>36</b> 1.Manuel VIZZA FIAT Abarth 695 irth Coppa Mille							
1	1	5:36.063	2:44.048	1:44.958	1:07.057	104.4	5:36.063	1	1	5:12.092	2:21.807	1:45.600	1:04.685	115.0	5:12.092
2	1	3:37.575	1:03.725	1:34.124	59.726	151.3	9:13.638	2	1	3:39.027	1:05.036	1:36.502	57.489	157.0	8:51.119
3	1	3:38.079	1:04.108	1:34.890	59.081	153.2	12:51.717	3	1	<b>3:33.394</b>	<b>1:03.852</b>	<b>1:32.164</b>	57.378	155.2	12:24.513
4	1	3:37.277	1:04.059	1:34.420	58.798	154.5	16:28.994								
5	1	<b>3:31.344</b>	<b>1:02.448</b>	<b>1:31.588</b>	<b>57.308</b>	159.8	20:00.338								



# 8-KAMPF DER ZWERGE

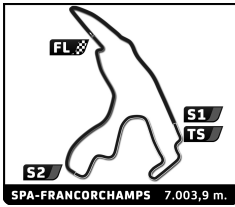
## Spa Summer Classic

### Qualifying 1

### Sector Analysis

— Invalidated Lap    ■ Personal Best    ■ Session Best    B Crossing the pit lane

Lap	D	Time	Sector 1	Sector 2	Sector 3	T.Spd	Elapsed	Lap	D	Time	Sector 1	Sector 2	Sector 3	T.Spd	Elapsed
<div style="display: flex; justify-content: space-between;"> <div style="border: 1px solid black; padding: 5px; width: 40px; text-align: center; font-weight: bold;">46</div> <div style="width: 60%;"> <p>1. Francesco TESSARO</p> <p>FIAT Abarth 1000 Berlina TCR irth Coppa Mille</p> </div> </div>															
1	1	6:08.858	2:56.120	2:03.513	1:09.225	96.5	6:08.858								
2	1	3:33.900	1:07.438	1:31.705	54.757	135.0	9:42.758								
3	1	3:23.444	1:01.169	1:27.999	54.276	160.7	13:06.202								
4	1	3:26.644	1:00.662	1:28.127	57.855	163.6	16:32.846								
5	1	3:19.398	59.134	1:27.101	53.163	165.1	19:52.244								
<div style="display: flex; justify-content: space-between;"> <div style="border: 1px solid black; padding: 5px; width: 40px; text-align: center; font-weight: bold;">64</div> <div style="width: 60%;"> <p>1. Andrea TESSARO</p> <p>FIAT Abarth 1000 Berlina TCR irth Coppa Mille</p> </div> </div>															
1	1	5:24.864	2:42.542	1:42.819	59.503	91.8	5:24.864								
2	1	3:49.228 B	1:02.514	1:31.928	1:14.786	147.1	9:14.092								
<div style="display: flex; justify-content: space-between;"> <div style="border: 1px solid black; padding: 5px; width: 40px; text-align: center; font-weight: bold;">77</div> <div style="width: 60%;"> <p>1. Maik WILCKE</p> <p>AUTOBIANCHI A112 Abarth irth Coppa Mille</p> </div> </div>															
1	1	5:02.053	2:02.541	1:52.119	1:07.393	76.1	5:02.053								
2	1	3:49.420	1:05.330	1:43.842	1:00.248	144.4	8:51.473								
3	1	3:39.041	1:04.756	1:34.328	59.957	150.0	12:30.514								
4	1	3:42.864	1:04.789	1:33.710	1:04.365	138.6	16:13.378								
5	1	3:46.863	1:05.672	1:34.874	1:06.317	125.7	20:00.241								
<div style="display: flex; justify-content: space-between;"> <div style="border: 1px solid black; padding: 5px; width: 40px; text-align: center; font-weight: bold;">110</div> <div style="width: 60%;"> <p>1. Frank FIEDLER</p> <p>RENAULT Alpine A110 1300 Histo Cup</p> </div> </div>															
1	1	4:19.676	1:28.520	1:48.901	1:02.255	84.0	4:19.676								
2	1	3:31.999	1:01.688	1:34.087	56.224	135.5	7:51.675								
3	1	3:24.066	59.142	1:30.309	54.615	176.2	11:15.741								
4	1	3:30.294	58.899	1:31.485	59.910	172.0	14:46.035								
5	1	3:25.232	59.878	1:30.268	55.086	170.6	18:11.267								
6	1	3:16.652	56.859	1:27.155	52.638	176.8	21:27.919								
<div style="display: flex; justify-content: space-between;"> <div style="border: 1px solid black; padding: 5px; width: 40px; text-align: center; font-weight: bold;">115</div> <div style="width: 60%;"> <p>1. Merlin W. KAMPMANN</p> <p>GINETTA G15 itish Car Trophy</p> </div> </div>															
1	1	5:29.297	2:27.842	1:54.920	1:06.535	99.7	5:29.297								
2	1	3:59.126	1:09.741	1:47.522	1:01.863	123.0	9:28.423								
3	1	3:47.141	1:06.415	1:40.965	59.761	150.2	13:15.564								
4	1	3:49.976	1:07.544	1:42.518	59.914	147.3	17:05.540								
5	1	3:51.711	1:07.964	1:42.321	1:01.426	136.7	20:57.251								
<div style="display: flex; justify-content: space-between;"> <div style="border: 1px solid black; padding: 5px; width: 40px; text-align: center; font-weight: bold;">118</div> <div style="width: 60%;"> <p>1. Ingo LEIBERICH 2. Nicolas EDEL</p> <p>FIAT128 Limo. 1300 Histo Cup</p> </div> </div>															
1	1	5:33.437	2:38.024	1:50.687	1:04.726	90.9	5:33.437								
2	1	3:20.126	59.582	1:26.479	54.065	171.2	8:53.563								
3	1	3:16.742	57.344	1:27.905	51.493	157.9	12:10.305								
4	1	3:23.703	55.646	1:33.350	54.707	182.4	15:34.008								
5	1	3:13.755	57.010	1:25.722	51.023	168.2	18:47.763								
6	1	3:10.824	55.513	1:24.675	50.636	179.4	21:58.587								
<div style="display: flex; justify-content: space-between;"> <div style="border: 1px solid black; padding: 5px; width: 40px; text-align: center; font-weight: bold;">123</div> <div style="width: 60%;"> <p>1. Wolfgang GROSSMANN 2. Saskia GROSSMANN</p> <p>FIAT 128 Berlina 1300 Histo Cup</p> </div> </div>															
1	1	5:03.328	2:05.059	1:52.219	1:06.050	72.2	5:03.328								
2	1	3:37.033	1:03.191	1:38.176	55.666	149.2	8:40.361								
3	1	3:24.208	59.508	1:31.751	52.949	165.6	12:04.569								
4	1	3:25.768	58.258	1:30.694	56.816	162.4	15:30.337								
5	1	3:19.098	57.110	1:28.481	53.507	168.7	18:49.435								
6	1	3:20.983	57.738	1:29.773	53.472	171.4	22:10.418								
<div style="display: flex; justify-content: space-between;"> <div style="border: 1px solid black; padding: 5px; width: 40px; text-align: center; font-weight: bold;">127</div> <div style="width: 60%;"> <p>1. Nico VIZZA</p> <p>FIAT 127 1300 Histo Cup</p> </div> </div>															
1	1	4:19.977	1:35.819	1:44.046	1:00.112	92.3	4:19.977								
2	1	3:19.295	1:00.358	1:26.818	52.119	142.5	7:39.272								
3	1	3:18.251	56.920	1:24.410	56.921	174.2	10:57.523								
4	1	3:22.724	57.786	1:24.659	1:00.279	159.8	14:20.247								
5	1	4:16.310 B	58.779	1:27.773	1:49.758	160.5	18:36.557								
<div style="display: flex; justify-content: space-between;"> <div style="border: 1px solid black; padding: 5px; width: 40px; text-align: center; font-weight: bold;">131</div> <div style="width: 60%;"> <p>1. Daniel KAUTER</p> <p>SIMCA Rally 2 1300 Histo Cup</p> </div> </div>															
1	1	4:52.118	1:54.413	1:54.213	1:03.492	92.7	4:52.118								
2	1	3:52.446	1:07.871	1:43.720	1:00.855	116.3	8:44.564								
3	1	3:35.501	1:02.052	1:38.199	55.250	156.5	12:20.065								
4	1	3:27.439	59.776	1:32.245	55.418	158.4	15:47.504								
5	1	3:26.704	1:01.491	1:30.438	54.775	161.0	19:14.208								
6	1	3:25.749	59.026	1:29.385	57.338	161.4	22:39.957								
<div style="display: flex; justify-content: space-between;"> <div style="border: 1px solid black; padding: 5px; width: 40px; text-align: center; font-weight: bold;">143</div> <div style="width: 60%;"> <p>1. Hans MÄRZ</p> <p>SIMCA 1200S 1300 Histo Cup</p> </div> </div>															
1	1	4:07.058	1:23.993	1:45.861	57.204	82.8	4:07.058								
2	1	3:21.510	1:01.229	1:30.188	50.093	143.6	7:28.568								
3	1	3:04.586	55.999	1:20.437	48.150	179.7	10:33.154								
4	1	2:58.359	52.550	1:18.440	47.369	188.5	13:31.513								
5	1	3:08.259	52.281	1:24.565	51.413	151.5	16:39.772								
6	1	3:03.794	55.101	1:20.535	48.158	177.3	19:43.566								
7	1	3:02.456	52.984	1:18.701	50.771	188.5	22:46.022								
<div style="display: flex; justify-content: space-between;"> <div style="border: 1px solid black; padding: 5px; width: 40px; text-align: center; font-weight: bold;">150</div> <div style="width: 60%;"> <p>1. Christoph WILDE</p> <p>SIMCA Rallye 2 1300 Histo Cup</p> </div> </div>															
1	1	3:52.877	1:16.376	1:41.913	54.588	94.8	3:52.877								
2	1	3:04.776	55.420	1:19.644	49.712	176.2	6:57.653								
3	1	3:05.003	55.327	1:20.006	49.670	177.6	10:02.656								
4	1	3:14.841	56.529	1:26.544	51.768	171.7	13:17.497								
5	1	3:11.528	55.682	1:20.519	55.327	178.8	16:29.025								
6	1	3:04.854	55.505	1:19.518	49.831	178.2	19:33.879								
7	1	3:07.273	55.214	1:20.383	51.676	179.1	22:41.152								
<div style="display: flex; justify-content: space-between;"> <div style="border: 1px solid black; padding: 5px; width: 40px; text-align: center; font-weight: bold;">177</div> <div style="width: 60%;"> <p>1. Michael WEISSENBORN</p> <p>LADA 21011 1300 Histo Cup</p> </div> </div>															
1	1	3:56.542	1:20.245	1:39.759	56.538	89.1	3:56.542								



# 8-KAMPF DER ZWERGE

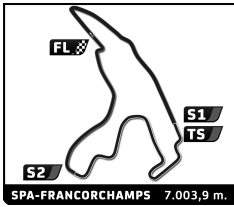
## Spa Summer Classic

### Qualifying 1

### Sector Analysis

— Invalidated Lap    ■ Personal Best    ■ Session Best    B Crossing the pit lane

Lap	D	Time	Sector 1	Sector 2	Sector 3	T.Spd	Elapsed	Lap	D	Time	Sector 1	Sector 2	Sector 3	T.Spd	Elapsed
211 1.Max LÜRSSEN ROVER Mini itish Car Trophy															
1	1	5:32.127					5:32.127								
2	1	3:51.987					9:24.114								
3	1	3:47.864					13:11.978								
4	1	7:35.326					20:47.304								
216 1.Alberto PINNA LEYLAND Mini itish Car Trophy															
1	1	4:47.377	1:48.370	1:55.184	1:03.823	84.2	4:47.377								
2	1	4:17.145	1:11.852	1:59.082	1:06.211	115.3	9:04.522								
3	1	4:00.235	1:09.288	1:45.834	1:05.113	130.1	13:04.757								
4	1	3:58.102	1:09.726	1:44.989	1:03.387	127.2	17:02.859								
235 1.Herbert WEIN SEN. AUSTIN Mini 1275GT itish Car Trophy															
1	1	5:10.051	2:15.274	1:50.065	1:04.712	97.1	5:10.051								
2	1	3:30.831	1:00.362	1:37.733	52.736	154.1	8:40.882								
3	1	3:13.091	56.606	1:24.462	52.023	164.1	11:53.973								
4	1	3:16.120	55.866	1:24.748	55.506	172.5	15:10.093								
5	1	3:14.009	55.612	1:23.661	54.736	170.6	18:24.102								
6	1	3:10.462	55.710	1:23.778	50.974	170.6	21:34.564								
236 1.Herbert WEIN JR. MORRIS Mini itish Car Trophy															
1	1	5:09.651	2:17.829	1:49.183	1:02.639	97.6	5:09.651								
2	1	3:28.721	59.177	1:37.275	52.269	168.0	8:38.372								
3	1	3:03.163	53.387	1:21.119	48.657	180.3	11:41.535								
4	1	3:04.406	53.010	1:18.919	52.477	182.1	14:45.941								
5	1	3:35.492	53.293	1:21.593	1:20.606	180.3	18:21.433								
237 1.Martin BAUMGART MINI spi itish Car Trophy															
1	1	4:51.768	1:51.110	1:54.026	1:06.632	79.5	4:51.768								
2	1	4:10.673	1:13.508	1:50.206	1:06.959	134.3	9:02.441								
3	1	4:01.671	1:10.971	1:44.614	1:06.086	133.5	13:04.112								
4	1	3:58.918	1:09.774	1:43.877	1:05.267	135.3	17:03.030								
5	1	3:55.008	1:09.710	1:40.874	1:04.424	136.9	20:58.038								
252 1.Stephan KEISELT ROVER Mini Cooper itish Car Trophy															
1	1	5:07.404	2:07.746	1:52.186	1:07.472	89.6	5:07.404								
2	1	3:49.926	1:09.877	1:38.886	1:01.163	136.0	8:57.330								
3	1	3:47.293	1:07.919	1:38.362	1:01.012	137.2	12:44.623								
253 1.Friedhelm THELEN ROVER Mini MK 2 SPI itish Car Trophy															
4	1	3:47.827	1:07.458	1:37.721	1:02.648	136.7	16:32.450								
5	1	3:43.767	1:07.254	1:35.531	1:00.982	137.6	20:16.217								
1	1	5:09.114	2:08.744	1:52.713	1:07.657	94.7	5:09.114								
2	1	3:49.985	1:08.292	1:39.478	1:02.215	139.0	8:59.099								
3	1	3:46.035	1:07.628	1:37.820	1:00.587	140.8	12:45.134								
4	1	3:50.035	1:07.315	1:39.125	1:03.595	134.5	16:35.169								
5	1	3:43.082	1:07.281	1:34.541	1:01.260	136.5	20:18.251								
254 1.Gregor NICK ROVER Mini Cooper itish Car Trophy															
1	1	4:35.190	1:49.716	1:47.921	57.553	79.2	4:35.190								
2	1	3:22.889	1:00.516	1:29.228	53.145	154.5	7:58.079								
3	1	3:14.318	56.856	1:26.718	50.744	175.6	11:12.397								
4	1	3:11.943	55.175	1:24.647	52.121	176.5	14:24.340								
5	1	3:07.580	55.607	1:22.450	49.523	173.9	17:31.920								
6	1	3:07.559	54.533	1:23.537	49.489	177.3	20:39.479								
255 1.Walter KAUFMANN ROVER Mini SPI itish Car Trophy															
1	1	4:51.435	1:52.181	1:53.726	1:05.528	79.9	4:51.435								
2	1	3:54.439	1:10.054	1:43.113	1:01.272	136.9	8:45.874								
3	1	3:44.563	1:07.467	1:36.857	1:00.239	141.7	12:30.437								
4	1	3:53.142	1:07.272	1:39.538	1:06.332	139.5	16:23.579								
5	1	3:46.731	1:08.325	1:37.037	1:01.369	138.3	20:10.310								
259 1.Patrick KÜHNEL MINI Cooper Spi itish Car Trophy															
1	1	4:27.794	1:43.647	1:42.816	1:01.331	89.7	4:27.794								
2	1	3:44.221	1:08.250	1:35.112	1:00.859	137.2	8:12.015								
3	1	3:43.647	1:07.499	1:34.656	1:01.492	136.4	11:55.662								
4	1	3:48.999	1:07.322	1:40.668	1:01.009	137.2	15:44.661								
5	1	3:41.712	1:06.352	1:34.091	1:01.269	139.2	19:26.373								
6	1	3:44.698	1:06.649	1:36.290	1:01.759	139.4	23:11.071								
269 1.Michael ARCIDIACONE AUSTIN Mini Mk2 itish Car Trophy															
1	1	4:26.845	1:37.597	1:47.156	1:02.092	88.2	4:26.845								
2	1	3:36.438	1:06.828	1:32.603	57.007	148.6	8:03.283								
3	1	3:31.216	1:04.751	1:30.920	55.545	153.2	11:34.499								
4	1	4:50.171	1:03.767	2:40.783	1:05.621	102.3	16:24.670								
5	1	3:36.502	1:05.762	1:33.155	57.585	157.0	20:01.172								
288 1.Dennis NIKOLAY ROVER Mini Spi itish Car Trophy															
1	1	4:28.432	1:44.401	1:42.600	1:01.431	89.3	4:28.432								
2	1	3:44.351	1:07.932	1:35.608	1:00.811	138.3	8:12.783								
3	1	3:43.242	1:07.055	1:35.222	1:00.965	129.2	11:56.025								



# 8-KAMPF DER ZWERGE

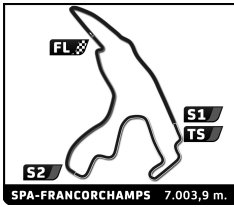
## Spa Summer Classic

### Qualifying 1

### Sector Analysis

— Invalidated Lap    ■ Personal Best    ■ Session Best    ■ Crossing the pit lane

Lap	D	Time	Sector 1	Sector 2	Sector 3	T.Spd	Elapsed	Lap	D	Time	Sector 1	Sector 2	Sector 3	T.Spd	Elapsed
<b>292</b> 1. Philipp SCHULTEN ROVER Mini Cooper SPI British Car Trophy															
4	1	3:49.957	1:08.409	1:39.478	1:02.070	141.4	15:45.982	2	1	3:33.605	1:02.727	1:35.709	55.169	167.2	8:38.739
5	1	<b>3:40.874</b>	1:06.171	<b>1:33.194</b>	1:01.509	143.2	19:26.856	3	1	3:24.703	1:01.409	1:29.778	<b>53.516</b>	168.0	12:03.442
1	1	5:33.988	2:34.881	1:53.166	1:05.941	88.8	5:33.988	4	1	3:36.575	1:02.279	1:35.001	59.295	169.5	15:40.017
2	1	3:45.025	1:07.505	1:35.903	1:01.617	138.3	9:19.013	5	1	3:22.948	1:00.915	1:28.208	53.825	171.2	19:02.965
3	1	3:42.780	1:07.842	1:34.019	1:00.919	136.4	13:01.793	6	1	<b>3:20.711</b>	<b>58.930</b>	<b>1:27.598</b>	54.183	171.7	22:23.676
4	1	<b>3:41.041</b>	1:07.229	<b>1:33.511</b>	<b>1:00.301</b>	138.1	16:42.834								
5	1	3:45.077	<b>1:07.074</b>	1:35.893	1:02.110	138.3	20:27.911								
<b>293</b> 1. Jörg BÜCHEL ROVER Mini Cooper SPI British Car Trophy															
1	1	4:25.893	1:33.095	1:46.418	1:06.380	95.5	4:25.893								
2	1	3:37.829	1:06.421	<b>1:31.846</b>	59.562	139.5	8:03.722								
3	1	<b>3:37.143</b>	<b>1:05.129</b>	1:32.459	<b>59.555</b>	145.9	11:40.865								
4	1	3:43.258	1:05.732	1:34.037	1:03.489	139.7	15:24.123								
5	1	3:38.770	1:05.808	1:33.283	59.679	141.0	19:02.893								
6	1	3:38.156	1:05.332	1:32.624	1:00.200	141.7	22:41.049								
<b>307</b> 1. Frank LOENNIES NSU TT NSU TT Trophy															
1	1	5:08.869	2:12.840	1:50.268	1:05.761	94.3	5:08.869								
2	1	3:43.636	1:05.975	1:39.473	58.188	155.8	8:52.505								
3	1	3:32.100	1:03.064	1:32.930	56.106	146.9	12:24.605								
4	1	3:30.423	1:02.111	1:32.987	<b>55.325</b>	154.1	15:55.028								
5	1	<b>3:27.899</b>	<b>1:00.991</b>	<b>1:30.198</b>	56.710	159.1	19:22.927								
6	1	3:28.011	1:01.214	1:30.973	55.824	151.7	22:50.938								
<b>310</b> 1. Jürgen MARMULLA NSU TT NSU TT Trophy															
1	1	5:07.305	2:14.515	1:50.103	1:02.687	94.2	5:07.305								
2	1	3:43.324	1:02.521	1:42.672	58.131	145.4	8:50.629								
3	1	3:25.409	59.959	1:31.393	54.057	158.1	12:16.038								
4	1	3:24.817	58.134	1:29.989	56.694	167.4	15:40.855								
5	1	3:21.565	59.365	1:28.324	53.876	168.7	19:02.420								
6	1	<b>3:16.799</b>	<b>57.819</b>	<b>1:26.102</b>	<b>52.878</b>	170.3	22:19.219								
<b>312</b> 1. Michael BENRA NSU 67 2. Friedrich BENRA NSU TT Trophy															
1	1	4:36.518	1:50.664	1:47.849	58.005	94.7	4:36.518								
2	1	3:14.992	58.686	1:25.187	51.119	173.6	7:51.510								
3	1	3:11.568	56.425	1:25.161	<b>49.982</b>	178.5	11:03.078								
4	1	3:10.542	<b>55.495</b>	1:24.636	50.411	180.9	14:13.620								
5	1	3:54.979	1:10.250	1:46.233	58.496	127.2	18:08.599								
6	1	<b>3:10.218</b>	55.700	<b>1:24.363</b>	50.155	178.2	21:18.817								
<b>313</b> 1. Friedrich BENRA NSU 67 2. Michael BENRA NSU TT Trophy															
1	1	5:05.134	2:10.996	1:50.967	1:03.171	92.6	5:05.134								
<b>317</b> 1. Dennis BOCH NSU TT 2. Patrick HUG NSU TT Trophy															
1	1	5:13.101	2:31.410	1:39.771	1:01.920	101.7	5:13.101								
2	1	3:33.211	1:02.452	1:35.953	<b>54.806</b>	157.0	8:46.312								
3	1	3:42.514 B	<b>1:01.316</b>	<b>1:31.619</b>	1:09.579	155.6	12:28.826								
4	1	5:23.618	2:45.815	1:39.901	57.902	134.3	17:52.444								
5	1	<b>3:33.183</b>	1:03.202	1:34.225	55.756	156.7	21:25.627								
<b>318</b> 1. Alina HUG NSU TT 2. Patrick HUG NSU TT Trophy															
1	1	5:11.229	2:24.695	1:45.727	1:00.807	103.0	5:11.229								
2	1	3:36.734	1:02.605	1:38.114	56.015	167.4	8:47.963								
3	1	3:25.009	59.237	1:31.124	54.648	169.5	12:12.972								
4	1	3:25.467	59.772	1:30.083	55.612	170.1	15:38.439								
5	1	3:20.782	<b>58.872</b>	1:28.785	53.125	169.3	18:59.221								
6	1	<b>3:19.109</b>	58.949	<b>1:27.089</b>	<b>53.071</b>	168.0	22:18.330								
<b>321</b> 1. Stefan SCHMELTER NSU TT NSU TT Trophy															
1	1	3:57.117	1:20.721	1:40.824	55.572	87.7	3:57.117								
2	1	3:23.734	1:01.176	1:29.270	53.288	148.4	7:20.851								
3	1	<b>3:19.532</b>	59.116	1:27.075	53.341	164.6	10:40.383								
4	1	<b>3:20.232</b>	59.507	1:27.313	53.412	164.4	14:00.615								
5	1	3:18.898	59.205	<b>1:26.652</b>	<b>53.041</b>	162.9	17:19.513								
6	1	3:22.900	<b>58.655</b>	1:27.937	56.308	161.7	20:42.413								
<b>323</b> 1. Rainer OESTERBECK NSU TT 67 NSU TT Trophy															
1	1	4:06.476	1:21.675	1:43.276	1:01.525	79.2	4:06.476								
2	1	3:28.959	1:04.138	1:30.063	54.758	153.2	7:35.435								
3	1	3:27.004	1:00.738	1:31.090	55.176	161.7	11:02.439								
4	1	3:25.296	1:00.445	1:28.581	56.270	163.4	14:27.735								
5	1	<b>3:20.785</b>	<b>59.807</b>	<b>1:27.483</b>	53.495	162.7	17:48.520								
6	1	3:22.007	1:00.165	1:28.426	<b>53.416</b>	159.8	21:10.527								
<b>326</b> 1. Martin WAHL NSU TT NSU TT Trophy															
1	1	4:08.034	1:30.615	1:41.812	55.607	94.7	4:08.034								
2	1	<b>3:19.122</b>	58.533	1:27.718	52.871	155.6	7:27.156								
3	1	3:20.735	58.144	1:31.212	<b>51.379</b>	164.4	10:47.891								
<b>327</b> 1. Frank SCHMELTER-SONN NSU TT 120 NSU TT Trophy															
1	1	4:03.765	1:21.281	1:43.138	59.346	86.4	4:03.765								



# 8-KAMPF DER ZWERGE

## Spa Summer Classic

### Qualifying 1

### Sector Analysis

— Invalidated Lap    
 ■ Personal Best    
 ■ Session Best    
 **B** Crossing the pit lane

Lap	D	Time	Sector 1	Sector 2	Sector 3	T.Sp	Elapsed	Lap	D	Time	Sector 1	Sector 2	Sector 3	T.Sp	Elapsed
2	1	3:27.734	1:03.297	1:30.805	53.632	153.2	7:31.499								
3	1	<b>3:22.737</b>	1:00.022	<b>1:28.646</b>	54.069	161.4	10:54.236								
4	1	3:22.982	<b>59.753</b>	1:29.862	<b>53.367</b>	160.5	14:17.218								
5	1	4:15.276 <b>B</b>	1:15.479	1:38.828	1:20.969	122.2	18:32.494								

329
1. Mike FIEDLER

NSU TT  
 NSU TT Trophy

1	1	4:25.427	1:26.946	1:50.019	1:08.462	93.3	4:25.427
2	1	3:49.497	1:11.715	1:37.804	59.978	129.5	8:14.924
3	1	3:41.758	1:05.436	1:36.025	1:00.297	125.9	11:56.682
4	1	3:37.736	1:04.539	1:32.112	1:01.085	155.6	15:34.418
5	1	<b>3:32.057</b>	<b>1:02.044</b>	<b>1:32.063</b>	57.950	154.9	19:06.475
6	1	3:33.151	1:02.665	1:32.823	<b>57.663</b>	148.8	22:39.626

382
1. Lars GÖRANSSON

NSU TT  
 NSU TT Trophy

1	1	4:01.290	1:19.872	1:42.896	58.522	88.5	4:01.290
2	1	3:24.999	1:00.972	<b>1:30.252</b>	53.775	160.5	7:26.289
3	1	<b>3:22.718</b>	<b>58.747</b>	1:30.940	<b>53.031</b>	166.4	10:49.007
4	1	4:12.236 <b>B</b>	1:15.253	1:34.775	1:22.208	108.7	15:01.243
5	1	5:29.559	3:00.889	1:33.201	55.469	127.5	20:30.802

383
1. Nikolas DIETZ

NSU TT  
 NSU TT Trophy

1	1	4:04.703	1:22.347	1:43.104	59.252	81.8	4:04.703
2	1	3:21.925	1:01.354	1:27.054	53.517	164.4	7:26.628
3	1	3:20.649	1:00.012	1:27.338	53.299	169.0	10:47.277
4	1	3:17.416	59.327	1:25.299	52.790	168.7	14:04.693
5	1	<b>3:16.395</b>	59.662	<b>1:24.774</b>	<b>51.959</b>	167.4	17:21.088
6	1	3:18.885	<b>58.541</b>	1:27.210	53.134	169.5	20:39.973