

# 7-ETCC Seventies Revival by 1300ETC

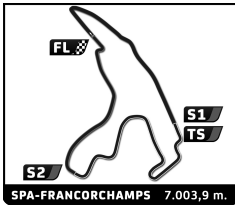
## Spa Summer Classic

### Race 2

### Sector Analysis

— Invalidated Lap    ■ Personal Best    ■ Session Best    ■ Crossing the pit lane

Lap	D	Time	Sector 1	Sector 2	Sector 3	Kph	Elapsed	Lap	D	Time	Sector 1	Sector 2	Sector 3	Kph	Elapsed							
<b>10</b> 1.Lex PROPER <span style="float: right;">Porsche Iroc Cl.18</span>								<b>20</b> 1.Marnix DIERICK <span style="float: right;">Ford Escort MK2 Cl.28</span>														
1	1	3:09.052	48.641	1:21.576	58.835	131.0	3:09.052	1	1	3:13.245	53.634	1:25.476	54.135	128.2	3:13.245							
2	1	3:51.364	1:10.770	1:36.509	1:04.085	109.0	7:00.416	2	1	3:51.149	1:11.011	1:35.461	1:04.677	109.1	7:04.394							
3	1	3:43.631	1:06.371	1:36.830	1:00.430	112.7	10:44.047	3	1	3:43.203	1:06.358	1:36.389	1:00.456	113.0	10:47.597							
4	1	<b>2:55.480</b>	49.730	1:19.402	<b>46.348</b>	143.7	13:39.527	4	1	<b>2:57.948</b>	<b>52.268</b>	<b>1:18.448</b>	<b>47.232</b>	141.7	13:45.545							
5	1	2:55.870	<b>49.556</b>	<b>1:18.925</b>	47.389	143.4	16:35.397	5	1	3:00.482	54.141	1:19.088	47.253	139.7	16:46.027							
6	1	2:57.072	49.602	1:20.135	47.335	142.4	19:32.469	6	1	3:01.407	53.510	1:20.060	47.837	139.0	19:47.434							
7	1	2:58.785	50.054	1:20.503	48.228	141.0	22:31.254	<b>25</b> 1.Geert BOELS <span style="float: right;">Lotus 49 Cl.9</span>														
8	1	2:59.123	50.143	1:21.000	47.980	140.8	25:30.377	1	1	3:09.889	49.908	1:20.987	58.994	130.5	3:09.889							
9	1	2:57.517	50.109	1:20.220	47.188	142.0	28:27.894	2	1	3:51.293	1:11.017	1:36.045	1:04.231	109.0	7:01.182							
10	1	2:58.762	49.975	1:21.290	47.497	141.0	31:26.656	3	1	3:43.790	1:06.510	1:36.451	1:00.829	112.7	10:44.972							
<b>11</b> 1.Timo SPAN <span style="float: right;">Austin Mini 1275GT Cl.14</span>								4								1	2:56.754	<b>49.330</b>	1:20.320	47.104	142.7	13:41.726
5	1	3:06.380	54.882	1:21.603	<b>49.895</b>	135.3	17:02.519	5	1	3:07.213	49.864	1:19.603	57.746	134.7	16:48.939							
6	1	3:07.426	55.752	1:21.351	50.323	134.5	20:09.945	6	1	2:57.517	49.946	1:20.040	47.531	142.0	19:46.456							
7	1	3:10.145	55.604	1:23.062	51.479	132.6	23:20.090	7	1	2:56.957	50.690	1:19.375	46.892	142.5	22:43.413							
8	1	3:07.555	55.558	<b>1:21.320</b>	50.677	134.4	26:27.645	8	1	2:57.313	51.815	1:19.262	<b>46.236</b>	142.2	25:40.726							
9	1	3:07.694	55.793	1:21.494	50.407	134.3	29:35.339	9	1	<b>2:54.997</b>	49.540	<b>1:19.018</b>	46.439	144.1	28:35.723							
10	1	3:07.834	55.152	1:21.602	51.080	134.2	32:43.173	10	1	2:57.376	49.400	1:20.476	47.500	142.2	31:33.099							
<b>12</b> 1.Alexander SCHMITT 2.Jens SCHMITT <span style="float: right;">Renault 12 TS Cl.21</span>								<b>26</b> 1.Vincent KRAUSE <span style="float: right;">Marcos Mini 1300GT Cl.2</span>														
1	1	4:08.750	1:15.332	1:40.881	1:12.537	99.6	4:08.750	1	1	3:26.751	1:00.374	1:29.128	57.249	119.8	3:26.751							
2	1	4:29.776	1:20.921	1:54.795	1:14.060	93.5	8:38.526	2	1	3:41.760	1:03.782	1:34.505	1:03.473	113.7	7:08.511							
3	1	3:47.502	1:09.604	1:37.884	1:00.014	110.8	12:26.028	3	1	3:44.493	1:06.425	1:36.597	1:01.471	112.3	10:53.004							
4	1	3:45.559	<b>1:06.178</b>	1:36.842	1:02.539	111.8	16:11.587	4	1	3:09.718	54.263	1:25.008	50.447	132.9	14:02.722							
5	1	3:50.114	1:07.093	1:39.693	1:03.328	109.6	20:01.701	5	1	<b>3:09.457</b>	54.158	1:24.961	50.338	133.1	17:12.179							
6	1	3:44.296	1:07.692	1:36.007	1:00.597	112.4	23:45.997	6	1	3:10.654	54.191	1:26.503	<b>49.960</b>	132.3	20:22.833							
7	1	3:43.697	1:07.354	1:37.165	59.178	112.7	27:29.694	7	1	3:14.453	54.557	1:28.535	51.361	129.7	23:37.286							
8	1	<b>3:40.758</b>	1:06.787	<b>1:34.824</b>	<b>59.147</b>	114.2	31:10.452	8	1	3:10.645	55.879	1:24.738	50.028	132.3	26:47.931							
								<b>35</b> 1.Enzo THIEFAIN <span style="float: right;">Austin Morris Mini Cooper 5 Cl.14</span>														
1	1	3:12.819	54.810	1:23.915	54.094	128.5	3:12.819	1	1	3:12.819	54.810	1:23.915	54.094	128.5	3:12.819							
2	1	3:50.906	1:10.627	1:35.594	1:04.685	109.2	7:03.725	2	1	3:50.906	1:10.627	1:35.594	1:04.685	109.2	7:03.725							
3	1	3:43.480	1:06.292	1:36.716	1:00.472	112.8	10:47.205	3	1	3:43.480	1:06.292	1:36.716	1:00.472	112.8	10:47.205							
4	1	3:03.803	<b>53.535</b>	1:21.388	48.880	137.2	13:51.008	4	1	3:03.803	<b>53.535</b>	1:21.388	48.880	137.2	13:51.008							
5	1	3:04.139	53.812	1:20.998	49.329	136.9	16:55.147	5	1	3:04.139	53.812	1:20.998	49.329	136.9	16:55.147							
6	1	3:03.629	53.648	1:20.741	49.240	137.3	19:58.776	6	1	3:03.629	53.648	1:20.741	49.240	137.3	19:58.776							
7	1	<b>3:02.591</b>	53.745	<b>1:20.076</b>	48.770	138.1	23:01.367	7	1	<b>3:02.591</b>	53.745	<b>1:20.076</b>	48.770	138.1	23:01.367							
8	1	3:03.604	53.873	1:20.631	49.100	137.3	26:04.971	8	1	3:03.604	53.873	1:20.631	49.100	137.3	26:04.971							
9	1	3:03.767	53.640	1:21.704	<b>48.423</b>	137.2	29:08.738	9	1	3:03.767	53.640	1:21.704	<b>48.423</b>	137.2	29:08.738							
10	1	3:03.450	53.545	1:20.937	48.968	137.4	32:12.188	10	1	3:03.450	53.545	1:20.937	48.968	137.4	32:12.188							
<b>18</b> 1.Freddy VAN SPRUNDEL <span style="float: right;">Ford Escort MK1 Cl.16</span>								<b>43</b> 1.Stefan KREMER <span style="float: right;">Lotus Europa S2 Cl.9</span>														
1	1	3:10.711	51.882	1:20.810	58.019	129.9	3:10.711	1	1	3:28.755	1:00.155	1:32.616	55.984	118.7	3:28.755							
2	1	3:51.400	1:11.306	1:35.870	1:04.224	109.0	7:02.111	2	1	3:51.400	1:11.306	1:35.870	1:04.224	109.0	7:02.111							
3	1	3:43.581	1:06.554	1:36.415	1:00.612	112.8	10:45.692	3	1	3:43.581	1:06.554	1:36.415	1:00.612	112.8	10:45.692							
4	1	2:57.538	51.373	1:19.298	46.867	142.0	13:43.230	4	1	3:03.803	<b>53.535</b>	1:21.388	48.880	137.2	13:51.008							
5	1	<b>2:56.275</b>	50.455	<b>1:18.991</b>	<b>46.829</b>	143.0	16:39.505	5	1	3:04.139	53.812	1:20.998	49.329	136.9	16:55.147							
6	1	2:57.669	<b>50.293</b>	1:20.375	47.001	141.9	19:37.174	6	1	3:03.629	53.648	1:20.741	49.240	137.3	19:58.776							
7	1	2:58.753	51.377	1:19.912	47.464	141.1	22:35.927	7	1	<b>3:02.591</b>	53.745	<b>1:20.076</b>	48.770	138.1	23:01.367							
8	1	2:59.597	51.600	1:20.284	47.713	140.4	25:35.524	8	1	3:03.604	53.873	1:20.631	49.100	137.3	26:04.971							
9	1	2:58.702	51.878	1:19.894	46.930	141.1	28:34.226	9	1	3:03.767	53.640	1:21.704	<b>48.423</b>	137.2	29:08.738							
10	1	2:57.863	51.092	1:19.755	47.016	141.8	31:32.089	10	1	3:03.450	53.545	1:20.937	48.968	137.4	32:12.188							



# 7-ETCC Seventies Revival by 1300ETC

## Spa Summer Classic

### Race 2

## Sector Analysis

— Invalidated Lap 
 ■ Personal Best 
 ■ Session Best 
 ■ Crossing the pit lane

Lap	D	Time	Sector 1	Sector 2	Sector 3	Kph	Elapsed	Lap	D	Time	Sector 1	Sector 2	Sector 3	Kph	Elapsed
2	1	3:40.237	1:02.361	1:35.161	1:02.715	114.5	7:08.992	4	1	3:22.092	1:00.112	1:27.662	54.318	124.8	14:16.693
3	1	3:44.091	1:06.191	1:36.765	1:01.135	112.5	10:53.083	5	1	3:23.025	1:00.891	1:27.795	54.339	124.2	17:39.718
4	1	3:16.230	57.882	1:27.709	50.639	128.5	14:09.313	6	1	3:22.010	1:00.334	1:27.466	54.210	124.8	21:01.728
5	1	3:11.694	56.132	1:25.282	50.280	131.5	17:21.007	7	1	3:24.143	1:00.209	1:28.784	55.150	123.5	24:25.871
6	1	3:10.327	55.887	1:24.459	49.981	132.5	20:31.334	8	1	3:27.895	1:03.823	1:29.245	54.827	121.3	27:53.766
7	1	3:10.787	55.398	1:24.299	51.090	132.2	23:42.121	9	1	3:24.001	1:00.765	1:28.644	54.592	123.6	31:17.767
8	1	3:09.029	55.150	1:24.213	49.666	133.4	26:51.150								
9	1	3:11.031	55.085	1:24.368	51.578	132.0	30:02.181								

**44** 1. Klaas SPAN  
MINI Cooper S MK1  
Cl.14

1	1	3:41.443	1:07.807	1:36.122	57.514	111.9	3:41.443
2	1	3:35.027	1:02.872	1:34.569	57.586	117.3	7:16.470
3	1	3:41.319	1:03.237	1:36.400	1:01.682	113.9	10:57.789
4	1	3:25.127	59.298	1:31.050	54.779	122.9	14:22.916
5	1	3:23.937	58.443	1:31.335	54.159	123.6	17:46.853
6	1	3:26.048	1:00.873	1:30.253	54.922	122.4	21:12.901
7	1	3:25.167	59.158	1:30.295	55.714	122.9	24:38.068
8	1	3:23.116	58.286	1:29.704	55.126	124.1	28:01.184
9	1	3:23.246	58.000	1:30.426	54.820	124.1	31:24.430

**48** 1. Cees LUBBERS  
BMW 3.0 CSL  
Cl.18

1	1	3:07.876	48.035	1:20.481	59.360	131.9	3:07.876
2	1	3:51.880	1:10.680	1:37.206	1:03.994	108.7	6:59.756
3	1	3:43.700	1:06.040	1:37.232	1:00.428	112.7	10:43.456
4	1	2:48.518	48.491	1:16.373	43.654	149.6	13:31.974
5	1	2:46.751	47.855	1:15.196	43.700	151.2	16:18.725
6	1	2:45.653	47.293	1:14.941	43.419	152.2	19:04.378
7	1	2:46.026	46.657	1:15.754	43.615	151.9	21:50.404
8	1	2:47.094	47.692	1:14.863	44.539	150.9	24:37.498
9	1	2:46.761	48.158	1:14.336	44.267	151.2	27:24.259
10	1	2:47.150	48.208	1:14.572	44.370	150.8	30:11.409

**51** 1. Daniel SCHREY  
PORSCHE K1

1	1	3:06.917	46.885	1:19.552	1:00.480	132.5	3:06.917
2	1	3:51.678	1:07.996	1:39.436	1:04.246	108.8	6:58.595
3	1	3:44.375	1:06.387	1:36.995	1:00.993	112.4	10:42.970
4	1	2:47.883	48.235	1:15.933	43.715	150.2	13:30.853
5	1	2:45.059	47.415	1:14.459	43.185	152.8	16:15.912
6	1	2:45.094	49.399	1:13.612	42.083	152.7	19:01.006
7	1	2:42.990	45.624	1:13.762	43.604	154.7	21:43.996
8	1	2:48.321	47.265	1:14.176	46.880	149.8	24:32.317
9	1	2:49.287	52.324	1:12.809	44.154	148.9	27:21.604
10	1	2:43.302	45.721	1:14.125	43.456	154.4	30:04.906

**56** 1. Rocco BERGER  
LADA 2101  
Cl.14

1	1	3:37.310	1:06.533	1:33.526	57.251	114.0	3:37.310
2	1	3:33.855	1:02.544	1:30.953	1:00.358	117.9	7:11.165
3	1	3:43.436	1:06.018	1:36.169	1:01.249	112.8	10:54.601

**57** 1. Raphael EDOUARD  
2. Perine EDOUARD  
ROVER Mini Cooper SPI  
Cl.31

1	1	8.519				908.2	8.519
2	1	3:58.509				105.7	4:07.028
3	1	4:30.147				93.3	8:37.175
4	1	3:45.239				111.9	12:22.414
5	1	3:43.391				112.9	16:05.805
6	1	3:42.106				113.5	19:47.911
7	1	3:42.774				113.2	23:30.685
8	1	3:41.566				113.8	27:12.251
9	1	3:41.415				113.9	30:53.666

**69** 1. Jan-Willem DOSTERHAGE  
FORD Escort RS 2000 MK1  
Cl.16

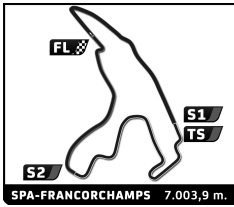
1	1	3:10.217	51.382	1:20.775	58.060	130.2	3:10.217
2	1	3:51.212	1:11.099	1:35.902	1:04.211	109.1	7:01.429
3	1	3:44.061	1:06.749	1:36.296	1:01.016	112.5	10:45.490
4	1	2:59.124	52.708	1:19.000	47.416	140.8	13:44.614
5	1	2:59.840	52.652	1:19.362	47.826	140.2	16:44.454
6	1	2:59.590	52.971	1:19.073	47.546	140.4	19:44.044
7	1	2:59.610	52.182	1:19.490	47.938	140.4	22:43.654
8	1	2:58.681	51.917	1:19.347	47.417	141.1	25:42.335
9	1	2:59.744	52.338	1:19.029	48.377	140.3	28:42.079
10	1	2:59.780	52.586	1:19.432	47.762	140.3	31:41.859

**70** 1. Moritz WOLF  
NSU 1200 TT  
Cl.8

1	1	4:09.438	1:17.125	1:39.994	1:12.319	99.3	4:09.438
2	1	4:30.181	1:21.648	1:54.260	1:14.273	93.3	8:39.619
3	1	3:44.024	1:09.682	1:37.382	56.960	112.6	12:23.643
4	1	3:31.462	1:00.934	1:33.338	57.190	119.2	15:55.105
5	1	3:28.996	1:01.709	1:31.084	56.203	120.6	19:24.101
6	1	3:30.106	1:01.281	1:33.533	55.292	120.0	22:54.207
7	1	3:30.045	1:01.557	1:32.173	56.315	120.0	26:24.252
8	1	3:26.820	59.794	1:30.882	56.144	121.9	29:51.072
9	1	3:26.234	1:00.313	1:30.229	55.692	122.3	33:17.306

**77** 1. Enzo CASSINA  
2. Alain CASSINA  
NSU 1200 TT  
Cl.8

1	1	3:39.125	1:08.132	1:34.141	56.852	113.1	3:39.125
2	1	3:33.595	1:03.282	1:29.885	1:00.428	118.0	7:12.720
3	1	3:44.064	1:05.674	1:36.435	1:01.955	112.5	10:56.784



# 7-ETCC Seventies Revival by 1300ETC

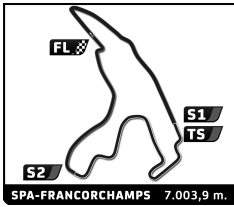
## Spa Summer Classic

### Race 2

## Sector Analysis

— Invalidated Lap 
 ■ Personal Best 
 ■ Session Best 
 ■ Crossing the pit lane

Lap D	Time	Sector 1	Sector 2	Sector 3	Kph	Elapsed	Lap D	Time	Sector 1	Sector 2	Sector 3	Kph	Elapsed		
<b>82</b> 1.Fritz BERGER LADA 2105 Cl.22							1 1 6:28.275 <b>B</b> 2:53.993 <b>2:04.922</b> 1:29.360 63.8 6:28.275								
1	1	3:38.799	1:07.660	1:34.095	57.044	113.2	3:38.799	1	1	3:46.244	1:09.076	1:36.871	1:00.297	109.5	3:46.244
2	1	3:33.508	1:02.477	1:30.743	1:00.288	118.1	7:12.307	2	1	3:37.779	1:05.608	1:33.467	58.704	115.8	7:24.023
3	1	3:43.631	1:05.801	1:36.327	1:01.503	112.7	10:55.938	3	1	3:36.619	1:02.951	1:30.984	1:02.684	116.4	11:00.642
4	1	<b>3:23.311</b>	<b>1:00.761</b>	<b>1:28.027</b>	<b>54.523</b>	124.0	14:19.249	4	1	3:29.931	1:01.445	1:31.746	56.740	120.1	14:30.573
5	1	3:26.884	1:01.010	1:30.344	55.530	121.9	17:46.133	5	1	3:29.198	1:02.113	1:30.520	56.565	120.5	17:59.771
6	1	3:27.264	1:01.878	1:30.332	55.054	121.7	21:13.397	6	1	3:30.812	1:02.606	1:31.045	57.161	119.6	21:30.583
7	1	3:27.114	1:00.949	1:30.276	55.889	121.7	24:40.511	7	1	4:05.386	1:02.395	2:05.860	57.131	102.8	25:35.969
8	1	3:32.455	1:02.144	1:31.796	58.515	118.7	28:12.966	8	1	3:29.896	<b>1:01.362</b>	1:31.318	57.216	120.1	29:05.865
9	1	3:35.562	1:02.921	1:33.792	58.849	117.0	31:48.528	9	1	<b>3:28.054</b>	1:01.658	<b>1:29.907</b>	<b>56.489</b>	121.2	32:33.919
<b>85</b> 1.Michael SUNDIN MAZDA RX7 Cl.28							1 1 3:29.943 1:09.443 1:25.351 55.149 118.0 3:29.943								
1	1	3:11.721	52.597	1:20.962	58.162	129.2	3:11.721	2	1	3:40.067	1:02.395	1:34.716	1:02.956	114.6	7:10.010
2	1	3:51.268	1:11.153	1:35.676	1:04.439	109.0	7:02.989	3	1	3:43.493	1:06.410	1:36.528	1:00.555	112.8	10:53.503
3	1	3:43.338	1:06.448	1:36.438	1:00.452	112.9	10:46.327	4	1	3:05.637	55.226	1:20.761	49.650	135.8	13:59.140
4	1	<b>2:56.270</b>	<b>49.737</b>	1:19.700	<b>46.833</b>	143.0	13:42.597	5	1	<b>3:03.750</b>	<b>54.298</b>	<b>1:19.873</b>	<b>49.579</b>	137.2	17:02.890
5	1	2:56.433	49.989	<b>1:19.380</b>	47.064	142.9	16:39.030	6	1	3:04.697	54.339	1:20.143	50.215	136.5	20:07.587
6	1	2:59.360	50.222	1:21.333	47.805	140.6	19:38.390	7	1	3:10.561	58.087	1:21.647	50.827	132.3	23:18.148
7	1	3:03.089	52.310	1:21.344	49.435	137.7	22:41.479	8	1	3:06.879	55.335	1:21.154	50.390	134.9	26:25.027
8	1	3:03.556	54.052	1:20.608	48.896	137.4	25:45.035	9	1	3:09.879	55.759	1:22.579	51.541	132.8	29:34.906
9	1	3:11.447	55.596	1:23.355	52.496	131.7	28:56.482	10	1	3:10.820	57.028	1:22.495	51.297	132.1	32:45.726
10	1	3:24.200	59.746	1:26.169	58.285	123.5	32:20.682								
<b>104</b> 1.Michel ABEILLE PEUGEOT 104 Cl.19							1 1 3:17.728 57.105 1:25.841 54.782 125.3 3:17.728								
1	1	4:10.426	1:20.645	1:41.413	1:08.368	98.9	4:10.426	2	1	3:47.914	1:08.292	1:34.784	1:04.838	110.6	7:05.642
2	1	4:30.155	1:21.419	1:54.478	1:14.258	93.3	8:40.581	3	1	3:43.424	1:06.869	1:35.805	1:00.750	112.9	10:49.066
3	1	3:50.780	1:10.981	1:38.059	1:01.740	109.3	12:31.361	4	1	3:06.185	54.480	1:22.044	49.661	135.4	13:55.251
4	1	3:48.165	1:07.769	1:37.711	1:02.685	110.5	16:19.526	5	1	3:05.430	54.222	1:22.006	49.202	136.0	17:00.681
5	1	3:46.976	1:07.112	1:39.569	1:00.295	111.1	20:06.502	6	1	3:02.341	53.440	1:20.211	<b>48.690</b>	138.3	20:03.022
6	1	<b>3:40.474</b>	<b>1:05.981</b>	1:34.476	<b>1:00.017</b>	114.4	23:46.976	7	1	3:02.507	53.237	1:20.567	48.703	138.2	23:05.529
7	1	3:42.320	1:06.675	1:35.362	1:00.283	113.4	27:29.296	8	1	3:02.321	54.115	<b>1:19.488</b>	48.718	138.3	26:07.850
8	1	3:40.657	1:06.750	<b>1:33.707</b>	1:00.200	114.3	31:09.953	9	1	<b>3:01.496</b>	53.138	1:19.649	48.709	138.9	29:09.346
								10	1	3:03.178	<b>53.032</b>	1:21.181	48.965	137.6	32:12.524
<b>106</b> 1.Damien BENJAMIN ALPINE A 106 Cl.1							1 1 3:29.170 1:07.918 1:25.580 55.672 118.4 3:29.170								
1	1	3:44.148	1:11.439	1:32.940	59.769	110.5	3:44.148	2	1	3:43.687	1:06.113	1:36.820	1:00.754	112.7	10:53.143
2	1	3:35.887	1:06.821	1:29.640	59.426	116.8	7:20.035	3	1	3:04.641	55.447	1:20.055	49.139	136.6	13:57.784
3	1	3:38.662	1:05.574	1:30.934	1:02.154	115.3	10:58.697	4	1	3:02.270	<b>53.441</b>	1:19.663	49.166	138.3	17:00.054
4	1	3:33.864	<b>1:04.583</b>	1:29.813	59.468	117.9	14:32.561	5	1	3:02.201	54.090	1:18.997	49.114	138.4	20:02.255
5	1	<b>3:33.590</b>	1:05.286	<b>1:28.518</b>	59.786	118.0	18:06.151	6	1	3:02.062	53.805	1:19.543	<b>48.714</b>	138.5	23:04.317
6	1	3:35.807	1:05.990	1:29.244	1:00.573	116.8	21:41.958	7	1	<b>3:01.898</b>	54.037	<b>1:18.970</b>	48.891	138.6	26:06.215
7	1	3:36.100	1:05.509	1:30.498	1:00.093	116.7	25:18.058	8	1	3:02.631	53.618	1:20.142	48.871	138.1	29:08.846
8	1	3:34.807	1:05.954	1:29.488	<b>59.365</b>	117.4	28:52.865	9	1	3:03.484	53.761	1:20.274	49.449	137.4	32:12.330
9	1	3:36.361	1:06.817	1:30.039	59.505	116.5	32:29.226								
<b>112</b> 1.Andreas HANNIG 2. Kevin ROST VW Cl.22															



# 7-ETCC Seventies Revival by 1300ETC

## Spa Summer Classic

### Race 2

## Sector Analysis

— Invalidated Lap    
 ■ Personal Best    
 ■ Session Best    
 **B** Crossing the pit lane

Lap	D	Time	Sector 1	Sector 2	Sector 3	Kph	Elapsed	Lap	D	Time	Sector 1	Sector 2	Sector 3	Kph	Elapsed
-----	---	------	----------	----------	----------	-----	---------	-----	---	------	----------	----------	----------	-----	---------

141	1. Louis LEMPEREUR		FIAT 127												
	2. Philippe MÉNAGE		Cl.19												

1	1	4:06.607	1:14.147	1:39.140	1:13.320	100.5	4:06.607								
2	1	4:29.149	1:20.837	1:55.441	1:12.871	93.7	8:35.756								
3	1	3:42.954	1:09.688	1:33.916	59.350	113.1	12:18.710								
4	1	3:34.721	1:05.095	1:30.532	59.094	117.4	15:53.431								
5	1	3:33.784	1:04.477	1:30.936	58.371	117.9	19:27.215								
6	1	3:31.744	1:04.228	1:29.565	57.951	119.1	22:58.959								
7	1	<b>3:30.571</b>	<b>1:03.332</b>	<b>1:29.552</b>	<b>57.687</b>	119.7	26:29.530								
8	1	3:34.921	1:04.112	1:31.703	59.106	117.3	30:04.451								

777	1. Stephane RION		ALFA ROMEO GTV 6												
			Cl.28												

1	1	3:13.718	54.121	1:25.476	54.121	127.9	3:13.718								
2	1	3:51.258	1:11.455	1:35.013	1:04.790	109.0	7:04.976								
3	1	3:43.413	1:06.694	1:36.147	1:00.572	112.9	10:48.389								
4	1	3:05.937	53.181	1:23.657	49.099	135.6	13:54.326								
5	1	3:04.118	52.763	1:23.022	48.333	136.9	16:58.444								
6	1	3:03.420	<b>51.590</b>	1:22.470	49.360	137.5	20:01.864								
7	1	3:01.987	51.936	1:21.422	48.629	138.5	23:03.851								
8	1	3:01.447	52.018	1:21.958	47.471	139.0	26:05.298								
9	1	<b>3:00.562</b>	52.261	<b>1:20.895</b>	<b>47.406</b>	139.6	29:05.860								
10	1	3:01.475	51.879	1:21.174	48.422	138.9	32:07.335								