

7-ETCC Seventies Revival by 1300ETC

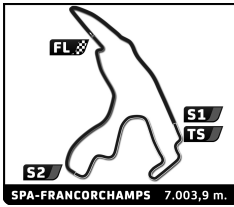
Spa Summer Classic

Qualifying 2

Sector Analysis

— Invalidated Lap ■ Personal Best ■ Session Best B Crossing the pit lane

Lap	D	Time	Sector 1	Sector 2	Sector 3	T.Spd	Elapsed	Lap	D	Time	Sector 1	Sector 2	Sector 3	T.Spd	Elapsed
1	1.Enzo THIEFAIN AUSTIN MORRIS Mini Cooper S Cl.14							5	1	3:00.405	51.918	1:20.397	48.090	181.8	16:03.446
	6	1	3:00.866	51.482	1:21.306	48.078	170.6	19:04.312							
	1	1	4:40.219	2:20.785	1:26.936	52.498	136.5	4:40.219							
	2	1	3:02.603	54.628	1:18.822	49.153	175.0	7:42.822							
	3	1	3:00.439	53.817	1:17.574	49.048	178.2	10:43.261							
	4	1	3:00.872	54.070	1:17.854	48.948	175.6	13:44.133							
20	1.Marnix DIERICK FORD Escort MK2 Cl.28							5	1	3:10.589	52.289	1:19.061	59.239	191.2	17:03.949
	6	1	3:44.360B	57.852	1:25.221	1:21.287	149.4	20:48.309							
	1	1	4:46.562	2:23.666	1:32.015	50.881	125.7	4:46.562							
	2	1	3:07.569	58.178	1:21.937	47.454	157.9	7:54.131							
	3	1	2:59.565	52.962	1:18.471	48.132	184.3	10:53.696							
	4	1	2:59.664	52.580	1:18.876	48.208	190.5	13:53.360							
4	1.Onno VLAANDEREN DAVRIAN MK5 Cl.14							5	1	3:11.956	56.900	1:24.490	50.566	178.2	17:19.074
	6	1	3:57.083B	56.103	1:35.137	1:25.843	178.2	21:16.157							
	1	1	4:31.699	2:06.017	1:32.949	52.733	145.4	4:31.699							
	2	1	3:13.172	55.842	1:25.864	51.466	173.4	7:44.871							
	3	1	3:12.651	56.889	1:25.813	49.949	175.0	10:57.522							
	4	1	3:09.596	55.803	1:24.121	49.672	184.3	14:07.118							
10	1.Lex PROPER PORSCHE Iroc Cl.18							5	1	3:17.989	50.276	1:24.738	1:02.975	191.8	19:35.743
	6	1	3:17.989	50.276	1:24.738	1:02.975	191.8	19:35.743							
	1	1	4:26.130	2:10.060	1:25.934	50.136	154.7	4:26.130							
	2	1	2:57.923	50.220	1:20.022	47.681	205.3	7:24.053							
	3	1	2:57.618	50.033	1:20.023	47.562	195.3	10:21.671							
	4	1	2:57.464	49.919	1:19.996	47.549	192.5	13:19.135							
11	1.Timo SPAN AUSTIN Mini 1275GT Cl.14							5	1	3:15.944	55.014	1:27.915	53.015	162.9	18:51.480
	6	1	3:17.989	50.276	1:24.738	1:02.975	191.8	19:35.743							
	1	1	4:48.967	2:22.099	1:34.302	52.566	101.5	4:48.967							
	2	1	3:13.617	57.855	1:24.860	50.902	170.1	8:02.584							
	3	1	3:10.009	56.574	1:22.007	51.428	170.6	11:12.593							
	4	1	3:48.914	1:03.086	1:26.625	1:19.203	101.9	15:01.507							
12	1.Alexander SCHMITT 2.Jens SCHMITT RENAULT 12 TS Cl.21							5	1	3:14.680	59.697	1:23.903	51.080	167.4	18:16.187
	6	1	5:20.076B	1:13.520	2:14.831	1:51.725	74.6	23:36.263							
	1	1	5:39.005	2:49.734	1:46.128	1:03.143	105.1	5:39.005							
	2	1	3:50.897	1:09.721	1:40.919	1:00.257	137.8	9:29.902							
	3	1	3:46.734	1:06.645	1:39.283	1:00.806	142.7	13:16.636							
	4	1	3:45.760	1:06.806	1:37.476	1:01.478	144.0	17:02.396							
18	1.Freddy VAN SPRUNDEL FORD Escort MK1 Cl.16							5	1	3:06.225	55.265	1:21.459	49.501	177.3	17:09.253
	6	1	3:40.644B	56.272	1:26.884	1:17.488	179.1	20:49.897							
	1	1	5:39.005	2:49.734	1:46.128	1:03.143	105.1	5:39.005							
	2	1	3:50.897	1:09.721	1:40.919	1:00.257	137.8	9:29.902							
	3	1	3:46.734	1:06.645	1:39.283	1:00.806	142.7	13:16.636							
	4	1	3:45.760	1:06.806	1:37.476	1:01.478	144.0	17:02.396							
25	1.Geert BOELS LOTUS 47 Cl.9							5	1	3:06.225	55.265	1:21.459	49.501	177.3	17:09.253
	6	1	3:40.644B	56.272	1:26.884	1:17.488	179.1	20:49.897							
	1	1	4:06.594	1:48.489	1:28.507	49.598	123.3	4:06.594							
	2	1	3:01.483	52.223	1:21.391	47.869	191.5	7:08.077							
	3	1	2:59.425	51.518	1:20.428	47.479	197.1	10:07.502							
	4	1	3:02.377	51.155	1:19.598	51.624	188.2	13:09.879							
26	1.Vincent KRAUSE MARCOS Mini 1300GT Cl.2							5	1	3:00.815	52.320	1:20.607	47.888	195.3	16:10.694
	6	1	2:59.537	50.837	1:21.334	47.366	184.9	19:10.231							
	1	1	5:31.486	2:41.024	1:45.966	1:04.496	99.7	5:31.486							
	2	1	3:30.768	59.637	1:32.344	58.787	141.9	9:02.254							
	3	1	3:18.821	56.813	1:29.145	52.863	162.9	12:21.075							
	4	1	3:14.461	55.750	1:26.931	51.780	172.5	15:35.536							
35	1.Thierry THIEFAIN AUSTIN MORRIS Mini Cooper S Cl.14							5	1	3:15.944	55.014	1:27.915	53.015	162.9	18:51.480
	6	1	3:17.989	50.276	1:24.738	1:02.975	191.8	19:35.743							
	1	1	4:41.705	2:21.158	1:27.615	52.932	145.2	4:41.705							
	2	1	3:05.518	54.471	1:21.749	49.298	182.7	7:47.223							
	3	1	3:07.807	54.617	1:23.283	49.907	184.3	10:55.030							
	4	1	3:07.998	55.173	1:22.735	50.090	176.2	14:03.028							
37	1.Carst SPAN MINI Cooper S MK2 Cl.14							5	1	3:06.225	55.265	1:21.459	49.501	177.3	17:09.253
	6	1	3:40.644B	56.272	1:26.884	1:17.488	179.1	20:49.897							
	1	1	4:59.085	2:32.891	1:34.495	51.699	109.6	4:59.085							
	2	1	3:12.501	55.773	1:26.246	50.482	170.6	8:11.586							
	3	1	3:10.476	56.442	1:23.753	50.281	175.6	11:22.062							
	4	1	3:09.988	55.715	1:24.085	50.188	175.6	14:32.050							
40	1.Claude CORTHALS AUTOBIANCHI A112 58HP Cl.13							5	1	3:11.972	56.049	1:25.419	50.504	175.9	17:44.022
	6	1	3:59.840B	55.664	1:36.987	1:27.189	175.3	21:43.862							
	1	1	5:26.238	2:37.498	1:41.244	1:07.496	108.3	5:26.238							



7-ETCC Seventies Revival by 1300ETC

Spa Summer Classic

Qualifying 2

Sector Analysis

— Invalidated Lap ■ Personal Best ■ Session Best B Crossing the pit lane

Lap	D	Time	Sector 1	Sector 2	Sector 3	T.Spd	Elapsed	Lap	D	Time	Sector 1	Sector 2	Sector 3	T.Spd	Elapsed
2	1	3:34.220	1:04.172	1:32.295	57.753	147.1	9:00.458	3	1	4:01.383					14:03.753
3	1	3:33.207	1:03.552	1:31.842	57.813	145.7	12:33.665	4	1	4:01.809					18:05.562
4	1	4:32.746 B	1:06.544	1:55.287	1:30.915	99.4	17:06.411	5	1	5:24.712 B					23:30.274

43		1.Stefan KREMER		LOTUS Europa S2			
				Cl.9			
1	1	4:44.176	2:12.962	1:36.520	54.694	147.7	4:44.176
2	1	3:32.912	1:02.068	1:35.024	55.820	152.3	8:17.088
3	1	3:21.682	57.263	1:31.552	52.867	181.8	11:38.770
4	1	3:20.358	56.938	1:29.448	53.972	176.5	14:59.128
5	1	3:16.382	56.645	1:28.991	50.746	184.3	18:15.510
6	1	5:17.233 B	1:12.651	2:14.186	1:50.396	74.4	23:32.743

59		1.Hans DE GRAAF		PORSCHE RSR			
				Cl.18			
1	1	3:57.491	1:45.405	1:24.348	47.738	152.1	3:57.491
2	1	2:51.460	49.392	1:17.038	45.030	200.4	6:48.951
3	1	2:48.702	48.526	1:16.082	44.094	208.5	9:37.653
4	1	2:48.514	48.182	1:15.233	45.099	204.9	12:26.167
5	1	2:57.701	49.272	1:19.548	48.881	196.7	15:23.868
6	1	2:57.743	48.590	1:22.121	47.032	198.9	18:21.611
7	1	5:16.725 B	1:10.705	2:14.527	1:51.493	76.3	23:38.336

44		1.Klaas SPAN		MINI Cooper S MK1			
				Cl.14			
1	1	5:25.453	2:39.821	1:41.894	1:03.738	108.8	5:25.453
2	1	3:37.000	1:02.306	1:33.288	1:01.406	150.6	9:02.453
3	1	3:33.073	1:01.100	1:35.224	56.749	150.8	12:35.526
4	1	3:34.958	1:02.996	1:35.085	56.877	139.7	16:10.484
5	1	4:07.915 B	1:01.014	1:37.910	1:28.991	149.6	20:18.399

69		1.Jan-Willem DOSTERHAGE		FORD Escort RS 2000 MK1			
				Cl.16			
1	1	3:58.948	1:46.194	1:24.401	48.353	148.8	3:58.948
2	1	2:58.460	52.501	1:18.599	47.360	193.9	6:57.408
3	1	3:08.031	55.678	1:24.495	47.858	124.3	10:05.439
4	1	2:58.092	52.287	1:18.380	47.425	193.5	13:03.531
5	1	3:00.606	52.148	1:19.916	48.542	188.5	16:04.137
6	1	3:37.809 B	56.277	1:21.740	1:19.792	192.5	19:41.946

48		1.Cees LUBBERS		BMW 3.0 CSL			
				Cl.18			
1	1	5:58.458 B	2:55.105	1:44.433	1:18.920	104.1	5:58.458
2	1	4:00.199	1:50.920	1:22.283	46.996	171.7	9:58.657
3	1	2:55.133	49.451	1:18.389	47.293	188.8	12:53.790
4	1	2:49.271	47.938	1:17.662	43.671	175.6	15:43.061
5	1	2:49.932	47.361	1:16.424	46.147	198.9	18:32.993
6	1	5:10.297 B	1:04.954	2:12.024	1:53.319	74.1	23:43.290

70		1.Moritz WOLF		NSU 1200 TT			
				Cl.8			
1	1	5:47.646	2:58.123	1:46.488	1:03.035	93.7	5:47.646
2	1	3:32.153	1:00.814	1:31.770	59.569	161.4	9:19.799
3	1	3:32.011	1:03.206	1:32.045	56.760	156.7	12:51.810
4	1	3:28.490	1:00.830	1:30.258	57.402	165.1	16:20.300
5	1	4:08.912	1:00.303	1:47.354	1:21.255	146.7	20:29.212

51		1.Daniel SCHREY		PORSCHE K1			
1	1	7:50.105	5:34.149	1:29.320	46.636	122.6	7:50.105
2	1	2:40.009	45.155	1:12.482	42.372	222.2	10:30.114
3	1	2:41.191	45.443	1:14.072	41.676	219.5	13:11.305
4	1	3:29.372 B	47.178	1:36.133	1:06.061	152.3	16:40.677

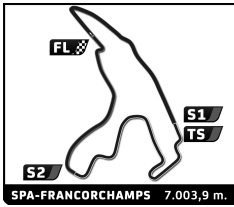
77		1.Enzo CASSINA 2.Alain CASSINA		NSU 1200 TT			
				Cl.8			
1	1	4:50.616	2:24.347	1:32.694	53.575	130.6	4:50.616
2	1	3:14.968	58.452	1:24.493	52.023	166.4	8:05.584
3	1	3:11.611	57.713	1:22.306	51.592	166.2	11:17.195
4	1	3:11.811	57.258	1:22.324	52.229	166.2	14:29.006

56		1.Rocco BERGER		LADA 2101			
				Cl.14			
1	1	4:52.163	2:15.773	1:40.312	56.078	109.2	4:52.163
2	1	3:23.126	58.113	1:31.449	53.564	162.9	8:15.289
3	1	3:15.190	57.559	1:25.649	51.982	165.4	11:30.479
4	1	3:22.927	1:01.193	1:26.387	55.347	161.0	14:53.406
5	1	3:18.208	58.032	1:27.766	52.410	167.4	18:11.614
6	1	5:16.762 B	1:13.914	2:14.228	1:48.620	80.1	23:28.376

82		1.Fritz BERGER		LADA 2105			
				Cl.22			
1	1	4:40.788	2:06.109	1:35.926	58.753	120.5	4:40.788
2	1	3:29.605	1:04.773	1:30.187	54.645	150.6	8:10.393
3	1	3:31.479	1:02.181	1:32.534	56.764	159.1	11:41.872
4	1	3:24.294	59.905	1:27.676	56.713	162.7	15:06.166
5	1	3:29.272	1:01.206	1:31.107	56.959	159.8	18:35.438
6	1	5:13.650 B	1:16.673	2:02.573	1:54.404	104.0	23:49.088

57		1.Raphael EDOUARD 2.Perine EDOUARD		ROVER Mini Cooper SPI			
				Cl.31			
1	1	5:55.139					5:55.139
2	1	4:07.231					10:02.370

85		1.Michael SUNDIN		MAZDA RX7			
				Cl.28			
1	1	4:16.248	1:51.569	1:31.811	52.868	126.9	4:16.248



7-ETCC Seventies Revival by 1300ETC

Spa Summer Classic

Qualifying 2

Sector Analysis

— Invalidated Lap ■ Personal Best ■ Session Best B Crossing the pit lane

Lap	D	Time	Sector 1	Sector 2	Sector 3	T.Spd	Elapsed	Lap	D	Time	Sector 1	Sector 2	Sector 3	T.Spd	Elapsed
2	1	3:09.271	54.244	1:24.974	50.053	168.5	7:25.519	2	1	3:06.496	55.959	1:21.031	49.506	170.3	8:24.370
3	1	3:07.751	53.243	1:24.506	50.002	168.0	10:33.270	3	1	3:05.547	55.585	1:20.172	49.790	175.6	11:29.917
4	1	3:07.511	53.538	1:24.805	49.168	187.5	13:40.781	4	1	3:05.743	55.168	1:19.434	51.141	174.5	14:35.660
5	1	3:02.189	51.437	1:21.711	49.041	187.8	16:42.970	5	1	4:09.898	1:06.063	1:47.629	1:16.206	161.7	18:45.558
6	1	3:47.962	52.285	1:33.803	1:21.874	156.5	20:30.932								

88	1. Patrick MORTIER 2. Ryan QUAN-CHAI	CORVETTE Stingray C2 Cl.12					
1	1	4:45.532	2:19.479	1:35.469	50.584	131.5	4:45.532
2	1	3:18.432	58.579	1:27.986	51.867	155.2	8:03.964
3	1	3:10.479	51.188	1:27.591	51.700	150.6	11:14.443
4	1	3:15.957	53.774	1:28.429	53.754	155.6	14:30.400
5	1	3:06.692	50.999	1:26.919	48.774	156.1	17:37.092

101	1. Chris DE GROOT	ALFA ROMEO Giulietta TI Cl.2					
1	1	5:26.564	2:27.171	1:47.201	1:12.192	93.2	5:26.564
2	1	3:55.286	1:10.358	1:41.015	1:03.913	137.4	9:21.850
3	1	3:54.910	1:10.767	1:40.530	1:03.613	140.8	13:16.760
4	1	3:49.962	1:08.976	1:39.006	1:01.980	143.6	17:06.722
5	1	4:35.909 B	1:08.699	1:49.329	1:37.881	140.1	21:42.631

104	1. Michel ABEILLE	PEUGEOT 104 Cl.19					
1	1	5:24.677					5:24.677
2	1	3:57.633					9:22.310
3	1	3:50.388					13:12.698
4	1	3:53.786					17:06.484
5	1	4:15.289 B					21:21.773

106	1. Damien BENJAMIN	ALPINE A 106 Cl.1					
1	1	5:22.542	2:37.981	1:37.888	1:06.673	109.2	5:22.542
2	1	3:32.778	1:05.177	1:28.378	59.223	139.0	8:55.320
3	1	3:34.225	1:05.922	1:29.206	59.097	138.8	12:29.545
4	1	3:31.912	1:05.089	1:27.935	58.888	139.0	16:01.457
5	1	3:51.508 B	1:05.942	1:31.518	1:14.048	140.1	19:52.965

112	1. Andreas HANNIG 2. Kevin ROST	VW Cl.22					
1	1	5:21.742	2:36.681	1:41.268	1:03.793	110.4	5:21.742
2	1	3:18.779	1:04.855	1:24.381	49.543	176.8	8:40.521
3	1	3:24.697	55.160	1:37.769	51.768	179.4	12:05.218
4	1	3:05.174	54.440	1:21.859	48.875	183.1	15:10.392
5	1	3:25.158	58.843	1:31.392	54.923	163.9	18:35.550
6	1	5:10.372 B	1:12.496	2:04.429	1:53.447	107.8	23:45.922

113	1. Olaf ROST	VW Polo RMS Cl.22					
1	1	5:17.874	2:32.009	1:42.556	1:03.309	104.1	5:17.874

122	1. Bernd DEGNER 2. Alex SCHNEIDER	FIAT 128 Coupé Cl.14					
1	1	4:25.951	1:58.172	1:33.668	54.111	130.0	4:25.951
2	1	3:12.878	57.379	1:24.472	51.027	175.0	7:38.829
3	1	3:09.166	55.758	1:23.447	49.961	177.9	10:47.995
4	1	3:06.732	54.884	1:22.048	49.800	180.0	13:54.727
5	1	3:15.855 B	54.360	1:21.538	59.957	181.8	17:10.582

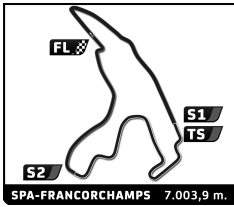
128	1. Helmut HARICH	FIAT 128 Coupé Cl.21					
1	1	4:43.677	2:03.700	1:39.516	1:00.461	120.4	4:43.677
2	1	3:38.266	1:05.272	1:34.589	58.405	153.4	8:21.943
3	1	3:31.849	1:02.725	1:31.524	57.600	158.6	11:53.792
4	1	3:33.257	1:02.866	1:32.767	57.624	151.0	15:27.049
5	1	3:33.015	1:02.295	1:33.026	57.694	151.9	19:00.064

131	1. Moritz WACHTMEISTER	VW Polo 1 Cl.22					
1	1	5:21.065	2:42.020	1:37.401	1:01.644	107.9	5:21.065
2	1	3:06.032	54.991	1:21.079	49.962	178.8	8:27.097
3	1	3:08.817	56.612	1:21.482	50.723	176.2	11:35.914
4	1	3:06.227	55.143	1:20.085	50.999	180.0	14:42.141
5	1	3:04.410	54.751	1:19.925	49.734	178.2	17:46.551
6	1	3:59.570 B	54.239	1:45.876	1:19.455	180.3	21:46.121

134	1. Christian KEHR 2. Michael KEHR	VW Polo 86 Cl.22					
1	1	5:19.053	2:37.031	1:38.135	1:03.887	112.9	5:19.053
2	1	3:03.350	54.506	1:19.483	49.361	179.7	8:22.403
3	1	3:01.948	54.424	1:18.627	48.897	182.7	11:24.351
4	1	3:47.339 B	1:02.780	1:29.647	1:14.912	139.0	15:11.690

137	1. Max SCHEIDTER	INNOCENTI Mini Cooper 1300 Export Cl.21					
1	1	4:42.308	2:04.665	1:36.862	1:00.781	131.5	4:42.308
2	1	3:37.567	1:05.626	1:33.656	58.285	150.2	8:19.875
3	1	3:34.942	1:04.611	1:32.583	57.748	150.8	11:54.817
4	1	3:34.003	1:04.186	1:31.021	58.796	150.2	15:28.820

139	1. Marco KEUL	VW 86 Cl.22					
1	1	5:35.918	2:47.190	1:42.571	1:06.157	106.8	5:35.918
2	1	3:19.016	1:03.352	1:25.242	50.422	162.9	8:54.934



7-ETCC Seventies Revival by 1300ETC

Spa Summer Classic

Qualifying 2

Sector Analysis

— Invalidated Lap ■ Personal Best ■ Session Best **B** Crossing the pit lane

Lap	D	Time	Sector 1	Sector 2	Sector 3	T.Spd	Elapsed	Lap	D	Time	Sector 1	Sector 2	Sector 3	T.Spd	Elapsed
141		1.Louis LEMPEREUR 2.Philippe MÉNAGE													
		FIAT 127 Cl.19													
1	1	5:55.388 B	2:28.129	1:47.236	1:40.023	102.2	5:55.388								
2	1	5:26.647	2:56.360	1:32.211	58.076	135.8	11:22.035								
3	1	3:36.298	1:04.579	1:29.258	1:02.461	143.0	14:58.333								
4	1	3:43.451	1:04.109	1:31.954	1:07.388	141.9	18:41.784								
5	1	5:11.247 B	1:15.183	2:00.875	1:55.189	107.4	23:53.031								
169		1.Jens ROMMEL													
		MINI Cooper S Cl.21													
1	1	4:40.136	1:53.454	1:46.431	1:00.251	104.9	4:40.136								
2	1	3:42.184	1:06.023	1:36.271	59.890	139.0	8:22.320								
3	1	3:32.589	1:04.748	1:30.280	57.561	142.9	11:54.909								
4	1	3:32.592	1:04.990	1:29.102	58.500	142.9	15:27.501								
5	1	3:38.658	1:04.537	1:33.555	1:00.566	140.4	19:06.159								
554		1.Guillaume BRAJEUX													
		AUSTIN Mini Cl.2													
1	1	5:50.888	3:07.813	1:41.635	1:01.440	131.1	5:50.888								
2	1	3:32.591	1:00.589	1:35.223	56.779	137.1	9:23.479								
3	1	3:33.575	1:02.373	1:34.723	56.479	151.5	12:57.054								
4	1	3:33.189	1:00.102	1:36.390	56.697	151.3	16:30.243								
5	1	4:03.808	1:00.463	1:41.422	1:21.923	125.9	20:34.051								
777		1.Stephane RION													
		ALFA ROMEO GTV 6 Cl.28													
1	1	4:16.919	1:47.686	1:33.964	55.269	126.2	4:16.919								
2	1	3:11.590	54.674	1:26.650	50.266	178.2	7:28.509								
3	1	3:05.154	52.382	1:23.503	49.269	187.5	10:33.663								
4	1	3:05.530	52.815	1:24.100	48.615	193.2	13:39.193								
5	1	3:03.429	51.749	1:22.247	49.433	195.7	16:42.622								
6	1	3:50.154	53.354	1:33.988	1:22.812	149.6	20:32.776								