

# 7-ETCC Seventies Revival by 1300ETC

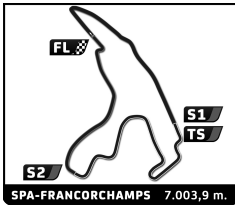
## Spa Summer Classic

### Qualifying 1

### Sector Analysis

— Invalidated Lap    ■ Personal Best    ■ Session Best    B Crossing the pit lane

Lap	D	Time	Sector 1	Sector 2	Sector 3	T.Spd	Elapsed	Lap	D	Time	Sector 1	Sector 2	Sector 3	T.Spd	Elapsed	
<b>1</b>	1.Enzo THIEFAIN AUSTIN MORRIS Mini Cooper S Cl.14							5	1	5:52.876	B	1:04.560	2:07.173	2:41.143	147.5	23:49.021
	1	3:08.363	51.991	1:25.275	51.097	127.1	3:08.363									
	2	3:05.516	54.932	1:20.320	50.264	173.9	6:13.879									
	3	3:04.486	54.636	1:19.893	49.957	173.6	9:18.365									
	4	3:20.742	B	54.898	1:21.800	1:04.044	173.6			12:39.107						
	5	7:14.864	5:04.819	1:21.054	48.991	172.0	19:53.971									
	6	3:05.170	54.075	1:20.536	50.559	173.6	22:59.141									
<b>4</b>	1.Onno VLAANDEREN DAVRIAN MK5 Cl.14							18	1	4:00.904	1:38.451	1:32.400	50.053	130.8	4:00.904	
	2	3:03.065	51.556	1:22.084	49.425	168.7	7:03.969									
	3	3:21.376	B	54.673	1:24.562	1:02.141	173.9			10:05.705						
	4	7:51.897	5:40.442	1:22.456	48.999	171.4	17:57.602									
<b>6</b>	1.Laurent HOFMANN FORD Escort MK2 Cl.28							20	1	3:40.009	1:17.030	1:33.033	49.946	121.6	3:40.009	
	2	3:04.320	55.211	1:21.504	47.605	185.9	6:44.329									
	3	3:21.376	B	54.673	1:24.562	1:02.141	173.9			10:05.705						
	4	7:51.897	5:40.442	1:22.456	48.999	171.4	17:57.602									
	5	3:15.858	56.852	1:27.530	51.476	172.0	10:21.944									
<b>10</b>	1.Lex PROPER PORSCHE Iroc Cl.18							25	1	3:43.582	1:20.145	1:31.741	51.696	134.3	3:43.582	
	2	3:01.582	53.569	1:20.859	47.154	178.2	6:45.164									
	3	3:00.483	51.820	1:20.396	48.267	192.2	9:45.647									
	4	3:10.540	51.981	1:28.560	49.999	196.7	12:56.187									
	5	3:07.833	53.381	1:25.996	48.456	184.6	16:04.020									
	6	3:06.349	53.024	1:24.441	48.884	185.9	19:10.369									
<b>11</b>	1.Timo SPAN AUSTIN Mini 1275GT Cl.14							26	1	3:03.016	52.980	1:20.781	49.255	190.5	22:13.385	
	1	3:20.226	59.779	1:30.738	49.709	120.4	3:20.226									
	2	3:01.104	50.044	1:22.265	48.795	196.7	6:21.330									
	3	3:00.203	50.888	1:22.013	47.302	194.9	9:21.533									
	4	3:04.162	52.351	1:21.733	50.078	185.2	12:25.695									
	5	2:58.878	49.375	1:21.108	48.395	192.2	15:24.573									
	6	2:56.966	49.998	1:20.154	46.814	190.8	18:21.539									
<b>12</b>	1.Alexander SCHMITT 2.Jens SCHMITT RENAULT 12 TS Cl.21							35	1	3:09.018	49.955	1:20.257	49.806	194.9	21:21.557	
	1	4:08.482	1:40.034	1:35.030	53.418	114.3	4:08.482									
	2	3:10.597	56.349	1:23.018	51.230	170.6	7:19.079									
	3	3:07.735	55.728	1:22.225	49.782	174.2	10:26.814									
	4	3:11.744	55.180	1:24.633	51.931	173.9	13:38.558									
	5	3:09.339	57.219	1:21.813	50.307	172.2	16:47.897									
	6	3:07.116	54.814	1:22.152	50.150	174.8	19:55.013									
<b>18</b>	1.Freddy VAN SPRUNDEL FORD Escort MK1 Cl.16							37	1	4:00.296	1:33.183	1:32.838	54.275	120.5	4:00.296	
	2	3:16.312	56.839	1:27.061	52.412	167.4	7:16.608									
	3	3:10.685	55.704	1:23.791	51.190	174.2	10:27.293									
	4	3:13.239	56.389	1:25.996	50.854	174.2	13:40.532									
	5	3:08.021	55.061	1:22.018	50.942	167.7	16:43.636									
	6	3:09.309	55.419	1:23.771	50.119	180.3	19:52.945									
	7	3:07.561	56.392	1:21.278	49.891	182.4	23:00.506									
<b>20</b>	1.Marnix DIERICK FORD Escort MK2 Cl.28							37	1	4:00.296	1:33.183	1:32.838	54.275	120.5	4:00.296	
	2	3:16.312	56.839	1:27.061	52.412	167.4	7:16.608									
	3	3:10.685	55.704	1:23.791	51.190	174.2	10:27.293									
	4	3:13.239	56.389	1:25.996	50.854	174.2	13:40.532									
	5	3:08.021	55.061	1:22.018	50.942	167.7	16:43.636									
<b>25</b>	1.Geert BOELS LOTUS 47 Cl.9							37	1	3:06.349	53.024	1:24.441	48.884	185.9	19:10.369	
	2	3:43.582	1:20.145	1:31.741	51.696	134.3	3:43.582									
	3	3:01.582	53.569	1:20.859	47.154	178.2	6:45.164									
	4	3:00.483	51.820	1:20.396	48.267	192.2	9:45.647									
	5	3:10.540	51.981	1:28.560	49.999	196.7	12:56.187									
	6	3:07.833	53.381	1:25.996	48.456	184.6	16:04.020									
<b>26</b>	1.Vincent KRAUSE MARCOS Mini 1300GT Cl.2							37	1	3:06.349	53.024	1:24.441	48.884	185.9	19:10.369	
	2	3:01.582	53.569	1:20.859	47.154	178.2	6:45.164									
	3	3:00.483	51.820	1:20.396	48.267	192.2	9:45.647									
	4	3:10.540	51.981	1:28.560	49.999	196.7	12:56.187									
	5	3:07.833	53.381	1:25.996	48.456	184.6	16:04.020									
	6	3:06.349	53.024	1:24.441	48.884	185.9	19:10.369									
<b>27</b>	1.Thierry THIEFAIN AUSTIN MORRIS Mini Cooper S Cl.14							37	1	3:03.016	52.980	1:20.781	49.255	190.5	22:13.385	
	2	3:06.605	48.322	1:27.459	50.824	117.5	3:06.605									
	3	3:00.016	52.808	1:19.285	47.923	191.2	6:06.621									
	4	3:00.913	52.016	1:19.999	48.898	181.8	12:07.185									
	5	3:48.502	B	1:01.243	1:33.459	1:13.800	129.5			15:55.687						
	6	3:06.349	53.024	1:24.441	48.884	185.9	19:10.369									
<b>35</b>	1.Carst SPAN MINI Cooper S MK2 Cl.14							37	1	4:00.296	1:33.183	1:32.838	54.275	120.5	4:00.296	
	2	3:16.312	56.839	1:27.061	52.412	167.4	7:16.608									
	3	3:10.685	55.704	1:23.791	51.190	174.2	10:27.293									
	4	3:13.239	56.389	1:25.996	50.854	174.2	13:40.532									
	5	3:08.021	55.061	1:22.018	50.942	167.7	16:43.636									
	6	3:09.309	55.419	1:23.771	50.119	180.3	19:52.945									
	7	3:07.561	56.392	1:21.278	49.891	182.4	23:00.506									



# 7-ETCC Seventies Revival by 1300ETC

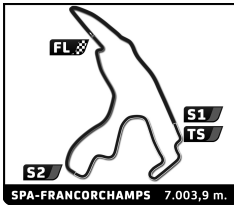
## Spa Summer Classic

### Qualifying 1

### Sector Analysis

— Invalidated Lap    ■ Personal Best    ■ Session Best    B Crossing the pit lane

Lap	D	Time	Sector 1	Sector 2	Sector 3	T.Spd	Elapsed	Lap	D	Time	Sector 1	Sector 2	Sector 3	T.Spd	Elapsed
40 1.Claude CORTHALS AUTOBIANCHI A112 58HP CI.13															
1	1	5:00.912	1:47.879	1:54.154	1:18.879	86.5	5:00.912								
2	1	3:38.344	1:04.587	1:33.881	59.876	133.7	8:39.256								
3	1	3:47.384	1:04.665	1:41.084	1:01.635	130.6	12:26.640								
4	1	3:30.992	1:03.207	1:30.736	57.049	146.7	15:57.632								
5	1	3:30.588	1:02.517	1:31.036	57.035	142.5	19:28.220								
43 1.Stefan KREMER LOTUS Europa S2 CI.9															
1	1	3:52.718	1:12.712	1:43.122	56.884	116.9	3:52.718								
2	1	3:29.765	59.518	1:36.471	53.776	150.8	7:22.483								
3	1	3:25.368	57.371	1:34.923	53.074	172.5	10:47.851								
4	1	3:21.422	57.490	1:31.338	52.594	172.5	14:09.273								
5	1	3:15.784	56.304	1:28.095	51.385	170.1	17:25.057								
6	1	3:17.835	56.843	1:29.228	51.764	186.5	20:42.892								
44 1.Klaas SPAN MINI Cooper S MK1 CI.14															
1	1	4:30.434	1:48.839	1:43.313	58.282	86.5	4:30.434								
2	1	3:33.213	1:01.394	1:35.054	56.765	160.7	8:03.647								
3	1	3:38.156	1:03.723	1:35.689	58.744	154.3	11:41.803								
4	1	3:55.132 B	1:00.749	1:35.095	1:19.288	162.4	15:36.935								
48 1.Cees LUBBERS BMW 3.0 CSL CI.18															
1	1	5:25.262 B	2:05.243	1:49.787	1:30.232	104.3	5:25.262								
2	1	4:04.131	1:52.315	1:25.200	46.616	152.5	9:29.393								
3	1	2:53.053	48.427	1:18.525	46.101	206.9	12:22.446								
4	1	2:49.416	48.100	1:16.846	44.470	173.1	15:11.862								
51 1.Daniel SCHREY PORSCHE K1															
1	1	7:43.875	5:18.798	1:32.411	52.666	143.8	7:43.875								
2	1	2:46.714	47.827	1:16.030	42.857	215.6	10:30.589								
3	1	3:17.177 B	50.448	1:27.686	59.043	207.3	13:47.766								
56 1.Rocco BERGER LADA 2101 CI.14															
1	1	4:13.202	1:24.495	1:47.440	1:01.267	95.2	4:13.202								
2	1	3:30.977	1:04.412	1:32.215	54.350	150.2	7:44.179								
3	1	3:24.005	59.155	1:30.749	54.101	165.1	11:08.184								
4	1	3:21.614	58.994	1:28.768	53.852	165.9	14:29.798								
5	1	3:18.258	57.587	1:27.794	52.877	163.9	17:48.056								
6	1	3:19.176	58.053	1:28.153	52.970	167.4	21:07.232								
57 1.Raphael EDOUARD ROVER Mini Cooper SPI CI.31															
1	1	5:04.517	1:53.135	1:53.961	1:17.421	85.1	5:04.517								
2	1	3:43.765					8:48.282								
3	1	3:53.635 B					12:41.917								
4	1	10:58.525					23:40.442								
59 1.Hans DE GRAAF PORSCHE RSR CI.18															
1	1	2:57.416	48.836	1:21.904	46.676	144.6	2:57.416								
2	1	2:51.052	49.455	1:16.904	44.693	209.3	5:48.468								
3	1	2:51.013	48.681	1:16.679	45.653	196.7	8:39.481								
4	1	3:05.473	48.897	1:28.820	47.756	202.6	11:44.954								
5	1	2:49.906	49.494	1:15.586	44.826	213.0	14:34.860								
6	1	2:56.683	49.184	1:17.584	49.915	197.8	17:31.543								
7	1	2:55.833	49.208	1:19.871	46.754	205.3	20:27.376								
69 1.Jan-Willem DOSTERHAGE FORD Escort RS 2000 MK1 CI.16															
1	1	3:10.281	54.934	1:26.532	48.815	122.2	3:10.281								
2	1	2:58.408	52.217	1:18.774	47.417	192.9	6:08.689								
3	1	2:57.120	51.488	1:17.509	48.123	192.9	9:05.809								
4	1	3:00.637	51.463	1:20.262	48.912	174.2	12:06.446								
5	1	2:59.599	52.781	1:18.575	48.243	191.8	15:06.045								
6	1	2:58.998	52.328	1:18.150	48.520	194.2	18:05.043								
7	1	2:57.255	52.023	1:17.704	47.528	197.8	21:02.298								
70 1.Moritz WOLF NSU 1200 TT CI.8															
1	1	4:36.718	1:35.811	1:54.642	1:06.265	98.2	4:36.718								
2	1	3:43.138	1:07.230	1:36.311	59.597	147.7	8:19.856								
3	1	3:51.300	1:06.223	1:41.665	1:03.412	131.7	12:11.156								
4	1	3:39.514 B	1:02.564	1:30.772	1:06.178	160.2	15:50.670								
5	1	5:50.836	3:23.103	1:29.195	58.538	149.2	21:41.506								
77 1.Enzo CASSINA NSU 1200 TT CI.8															
1	1	4:26.824	1:47.012	1:40.821	58.991	103.9	4:26.824								
2	1	3:32.248	1:02.445	1:33.827	55.976	150.0	7:59.072								
3	1	3:53.475 B	1:01.661	1:33.479	1:18.335	145.4	11:52.547								
4	1	6:57.587	4:29.194	1:31.360	57.033	132.5	18:50.134								
5	1	3:27.360	1:01.911	1:29.883	55.566	156.5	22:17.494								
82 1.Fritz BERGER LADA 2105 CI.22															
1	1	4:16.702	1:26.340	1:49.085	1:01.277	95.7	4:16.702								
2	1	3:46.430	1:06.151	1:41.942	58.337	129.3	8:03.132								
3	1	3:40.882	1:06.239	1:36.640	58.003	149.2	11:44.014								
4	1	3:41.734	1:03.496	1:38.299	59.939	149.4	15:25.748								



# 7-ETCC Seventies Revival by 1300ETC

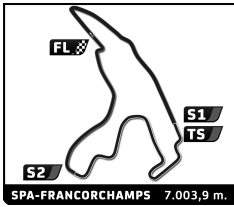
## Spa Summer Classic

### Qualifying 1

### Sector Analysis

— Invalidated Lap    ■ Personal Best    ■ Session Best    B Crossing the pit lane

Lap	D	Time	Sector 1	Sector 2	Sector 3	T.Spd	Elapsed	Lap	D	Time	Sector 1	Sector 2	Sector 3	T.Spd	Elapsed
5	1	<b>3:36.959</b>	1:06.011	<b>1:32.695</b>	58.253	152.5	19:02.707								
6	1	3:37.584	1:05.043	1:35.303	<b>57.238</b>	156.5	22:40.291								
<b>85</b> 1. Michael SUNDIN MAZDA RX7 Cl.28															
1	1	3:36.668	58.503	1:40.136	58.029	110.7	3:36.668								
2	1	3:17.238	59.207	<b>1:25.823</b>	52.208	170.3	6:53.906								
3	1	3:15.963	56.143	1:27.813	52.007	156.7	10:09.869								
4	1	3:21.761	54.484	1:34.736	52.541	174.5	13:31.630								
5	1	<b>3:10.933</b>	<b>53.974</b>	1:26.489	<b>50.470</b>	163.9	16:42.563								
6	1	3:31.001 B	54.527	1:28.316	1:08.158	173.6	20:13.564								
<b>88</b> 1. Patrick MORTIER CORVETTE Stingray C2 Cl.12 2. Ryan QUAN-CHAI															
1	1	3:49.972	1:21.539	1:36.043	52.390	129.5	3:49.972								
2	1	3:10.548	53.573	1:27.574	49.401	164.1	7:00.520								
3	1	3:08.267	50.880	1:28.445	48.942	166.7	10:08.787								
4	1	3:20.447	50.673	1:37.893	51.881	185.6	13:29.234								
5	1	<b>3:05.124</b>	50.449	<b>1:26.386</b>	<b>48.289</b>	166.9	16:34.358								
6	1	3:05.510	<b>49.541</b>	1:26.842	49.127	167.7	19:39.868								
7	1	3:06.064	50.174	1:26.782	49.108	168.7	22:45.932								
<b>101</b> 1. Chris DE GROOT ALFA ROMEO Giulietta TI Cl.2															
1	1	4:08.871	1:18.287	1:45.813	1:04.771	98.3	4:08.871								
2	1	3:59.987	1:13.265	1:43.785	1:02.937	134.3	8:08.858								
3	1	3:53.378	<b>1:07.712</b>	1:42.412	1:03.254	142.3	12:02.236								
4	1	<b>3:52.108</b>	1:09.432	<b>1:40.104</b>	<b>1:02.572</b>	139.2	15:54.344								
5	1	3:52.604	1:08.319	1:40.721	1:03.564	140.4	19:46.948								
6	1	3:55.750	1:09.965	1:41.860	1:03.925	137.6	23:42.698								
<b>104</b> 1. Michel ABEILLE PEUGEOT 104 Cl.19															
1	1	5:01.944					5:01.944								
2	1	<b>4:07.081</b>					9:09.025								
<b>106</b> 1. Damien BENJAMIN ALPINE A 106 Cl.1															
1	1	4:43.958	1:59.083	1:44.469	1:00.406	89.0	4:43.958								
2	1	3:50.890 B	<b>1:05.240</b>	1:35.519	1:10.131	144.2	8:34.848								
3	1	6:58.809	4:27.251	<b>1:32.302</b>	<b>59.256</b>	132.2	15:33.657								
<b>112</b> 1. Andreas HANNIG VW Cl.22 2. Kevin ROST															
1	1	4:11.970	1:37.410	1:39.385	55.175	113.4	4:11.970								
2	1	3:14.817	57.480	1:27.273	50.064	176.5	7:26.787								
3	1	3:12.316	56.223	1:25.909	50.184	181.2	10:39.103								
4	1	3:16.815	55.439	1:30.848	50.528	182.7	13:55.918								
5	1	3:08.657	55.830	1:22.915	<b>49.912</b>	179.4	17:04.575								
6	1	<b>3:07.320</b>	<b>55.031</b>	<b>1:22.286</b>	50.003	182.7	20:11.895								
<b>113</b> 1. Olaf ROST VW Polo RMS Cl.22															
1	1	4:03.380	1:34.128	1:35.737	53.515	117.1	4:03.380								
2	1	3:11.829	56.148	1:24.764	50.917	175.3	7:15.209								
3	1	3:07.903	<b>55.579</b>	1:22.264	<b>50.060</b>	175.6	10:23.112								
4	1	3:39.065	1:06.360	1:33.281	59.424	144.8	14:02.177								
5	1	<b>3:06.746</b>	55.669	<b>1:20.320</b>	50.757	173.6	17:08.923								
6	1	4:28.664 B	1:21.017	1:47.420	1:20.227	113.3	21:37.587								
<b>115</b> 1. Ace ROBEY SIMCA Rally 2 Cl.14															
1	1	3:53.344	1:16.344	1:40.008	56.992	118.2	3:53.344								
2	1	3:16.193	58.762	1:26.576	50.855	163.4	7:09.537								
3	1	<b>3:13.174</b>	57.504	<b>1:25.080</b>	<b>50.590</b>	172.0	10:22.711								
4	1	3:17.352	<b>55.941</b>	1:30.120	51.291	179.1	13:40.063								
<b>122</b> 1. Bernd DEGNER FIAT 128 Coupé Cl.14															
1	1	4:11.036	1:22.056	1:47.847	1:01.133	105.7	4:11.036								
2	1	3:17.081	58.619	1:27.510	50.952	148.8	7:28.117								
3	1	3:13.533	56.846	1:25.961	50.726	171.4	10:41.650								
4	1	3:15.464	55.530	1:29.601	<b>50.333</b>	179.1	13:57.114								
5	1	3:09.334	55.125	1:23.815	50.394	182.1	17:06.448								
6	1	<b>3:08.930</b>	<b>55.063</b>	<b>1:22.929</b>	50.938	182.1	20:15.378								
<b>128</b> 1. Helmut HARICH FIAT 128 Coupé Cl.21															
1	1	4:41.707	1:46.619	1:50.455	1:04.633	96.9	4:41.707								
2	1	3:39.051	1:04.864	1:34.940	59.247	150.2	8:20.758								
3	1	3:38.628	1:03.473	1:36.758	58.397	151.9	11:59.386								
4	1	3:34.044	1:02.414	1:33.743	57.887	154.9	15:33.430								
5	1	3:33.015	<b>1:02.083</b>	1:33.156	<b>57.776</b>	156.1	19:06.445								
6	1	<b>3:32.714</b>	1:02.146	<b>1:32.046</b>	58.522	159.3	22:39.159								
<b>131</b> 1. Moritz WACHTMEISTER VW Polo 1 Cl.22															
1	1	3:43.803	56.151	1:44.378	1:03.274	94.9	3:43.803								
2	1	3:24.670	1:02.506	1:27.666	54.498	158.4	7:08.473								
3	1	3:25.180	1:04.850	1:27.296	53.034	132.8	10:33.653								
4	1	3:09.550	54.482	1:23.812	51.256	181.2	13:43.203								
5	1	3:06.564	54.108	1:22.753	<b>49.703</b>	172.5	16:49.767								
6	1	<b>3:04.084</b>	<b>53.753</b>	<b>1:20.596</b>	49.735	184.6	19:53.851								
7	1	3:10.339	58.801	1:21.351	50.187	174.5	23:04.190								
<b>134</b> 1. Christian KEHR VW Polo 86 Cl.22 2. Michael KEHR															
1	1	3:40.133	58.093	1:42.968	59.072	108.9	3:40.133								
2	1	3:27.094	1:00.521	1:31.651	54.922	156.1	7:07.227								
3	1	3:18.902	58.179	1:28.585	52.138	166.4	10:26.129								



# 7-ETCC Seventies Revival by 1300ETC

## Spa Summer Classic

### Qualifying 1

### Sector Analysis

— Invalidated Lap    ■ Personal Best    ■ Session Best    B Crossing the pit lane

Lap	D	Time	Sector 1	Sector 2	Sector 3	T.Spd	Elapsed	Lap	D	Time	Sector 1	Sector 2	Sector 3	T.Spd	Elapsed
4	1	3:20.044	59.089	1:28.596	52.359	175.9	13:46.173	2	1	<b>3:32.514</b>	<b>1:00.874</b>	<b>1:31.274</b>	<b>1:00.366</b>	157.4	8:17.733
5	1	3:12.885	57.251	1:24.656	50.978	170.1	16:59.058	3	1	4:03.725 B	1:07.670	1:37.896	1:18.159	133.8	12:21.458
6	1	<b>3:08.210</b>	<b>55.778</b>	<b>1:22.453</b>	<b>49.979</b>	178.8	20:07.268								

<b>137</b>	1. Max SCHEIDTER		INNOCENTI Mini Cooper 1300 Export		CI.21			
	1	1	4:48.527	1:58.927	1:46.458	1:03.142	90.2	4:48.527
	2	1	3:51.328 B	1:07.121	1:35.608	1:08.599	131.2	8:39.855
	3	1	5:30.111	2:51.022	1:38.061	<b>1:01.028</b>	126.0	14:09.966
	4	1	<b>3:42.057</b>	<b>1:06.228</b>	<b>1:33.632</b>	1:02.197	140.4	17:52.023
	5	1	3:43.020	1:07.653	1:34.004	1:01.363	140.8	21:35.043
								VW 86 CI.22

<b>777</b>	1. Stephane RION		ALFA ROMEO GTV 6		CI.28			
	1	1	4:13.418	1:30.510	1:43.712	59.196	105.0	4:13.418
	2	1	3:13.804	55.718	1:27.121	50.965	168.7	7:27.222
	3	1	3:09.345	54.754	1:25.765	48.826	175.6	10:36.567
	4	1	3:04.875	52.475	1:23.895	48.505	175.6	13:41.442
	5	1	3:03.117	53.300	1:21.938	<b>47.879</b>	179.7	16:44.559
	6	1	3:01.840	52.179	1:21.659	48.002	184.3	19:46.399
7	1	<b>3:01.291</b>	<b>51.930</b>	<b>1:21.220</b>	48.141	184.3	22:47.690	

<b>139</b>	1. Marco KEUL		FIAT 127		CI.19			
	1	1	4:52.905	1:55.833	1:48.491	1:08.581	96.8	4:52.905
	2	1	<b>3:30.018</b>	<b>1:11.393</b>	<b>1:26.935</b>	<b>51.690</b>	126.6	8:22.923
	3	1	3:11.362	56.973	1:23.569	50.820	174.2	11:34.285
	4	1	3:04.872	55.252	1:20.382	<b>49.238</b>	173.1	14:39.157
	5	1	3:14.335	59.162	1:25.272	49.901	175.6	17:53.492
	6	1	<b>3:03.779</b>	<b>54.422</b>	<b>1:20.085</b>	49.272	178.5	20:57.271

<b>141</b>	1. Louis LEMPEREUR		MINI Cooper S		CI.21			
	2. Philippe MÉNAGE							
	1	1	4:57.821	1:46.849	1:56.638	1:14.334	68.2	4:57.821
	2	1	3:39.832	1:06.708	1:32.829	1:00.295	138.5	8:37.653
	3	1	3:50.942	1:05.569	1:40.758	1:04.615	138.6	12:28.595
	4	1	3:39.361	1:05.626	1:33.140	1:00.595	138.1	16:07.956
	5	1	3:38.693	1:06.888	<b>1:31.970</b>	<b>59.835</b>	136.5	19:46.649
6	1	<b>3:38.222</b>	<b>1:05.422</b>	1:32.617	1:00.183	140.3	23:24.871	

<b>169</b>	1. Jens ROMMEL		AUSTIN Mini		CI.2			
	1	1	3:47.321	1:03.340	1:42.068	1:01.913	105.6	3:47.321
	2	1	3:34.466	1:05.760	1:30.539	<b>58.167</b>	139.7	7:21.787
	3	1	3:33.824	1:04.664	1:30.318	58.842	142.9	10:55.611
	4	1	3:39.268	1:05.028	1:35.081	59.159	139.0	14:34.879
	5	1	3:33.227	1:04.644	1:29.898	58.685	141.9	18:08.106
	6	1	<b>3:32.453</b>	<b>1:04.304</b>	<b>1:29.105</b>	59.044	141.5	21:40.559

<b>554</b>	1. Guillaume BRAJEUX		AUSTIN Mini Cooper S		CI.8			
	1	1	6:13.068	3:25.026	1:45.798	1:02.244	136.2	6:13.068
	2	1	3:39.815	1:02.451	1:39.240	58.124	139.7	9:52.883
	3	1	3:42.598	<b>1:01.240</b>	1:42.485	58.873	157.0	13:35.481
	4	1	3:40.449	1:01.710	1:39.761	58.978	165.9	17:15.930
	5	1	<b>3:39.139</b>	1:03.492	<b>1:38.426</b>	<b>57.221</b>	163.1	20:55.069

<b>575</b>	1. Stephane EDOUARD		AUSTIN Mini Cooper S		CI.8		
	2. Mike SMITH						
1	1	4:45.219	1:58.113	1:46.592	1:00.514	100.0	4:45.219