

# 5&6-HISTORIC CHAMPIONSHIP 65 & 81

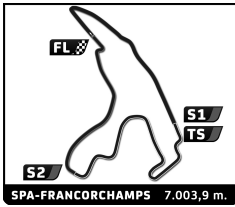
## Spa Summer Classic

### Race - 81

## Sector Analysis

— Invalidated Lap    ■ Personal Best    ■ Session Best    B Crossing the pit lane

Lap	D	Time	Sector 1	Sector 2	Sector 3	T.Spd	Elapsed	Lap	D	Time	Sector 1	Sector 2	Sector 3	T.Spd	Elapsed	
<b>12A</b>	1.Anthony SCHRAUWEN							BMW 635 Gr. A Kl.38								
	1	1	3:01.924	55.149	1:20.228	46.547		3:01.924	3	1	3:05.715	51.023	1:25.883	48.809	188.5	9:30.955
	2	1	2:58.715	50.860	1:20.292	47.563	193.5	6:00.639	4	1	3:04.550	51.202	1:24.946	48.402	182.1	12:35.505
	3	1	2:57.370	50.549	1:20.157	46.664	202.6	8:58.009	5	1	3:04.189	50.670	1:24.741	48.778	197.1	15:39.694
	4	1	2:58.898	50.969	1:20.342	47.587	189.1	11:56.907	6	1	3:03.435	50.662	1:24.485	48.288	187.5	18:43.129
	5	1	2:57.160	50.789	1:19.788	46.583	196.7	14:54.067	7	1	3:04.417	51.163	1:25.078	48.176	182.7	21:47.546
	6	1	2:56.576	50.634	1:19.556	46.386	197.4	17:50.643	8	1	3:04.324	50.535	1:24.935	48.854	182.7	24:51.870
	7	1	2:55.718	50.369	1:18.920	46.429	198.9	20:46.361	9	1	3:04.567	50.709	1:25.184	48.674	186.5	27:56.437
	8	1	2:56.358	50.426	1:19.283	46.649	198.9	23:42.719	10	1	3:05.658	52.988	1:24.599	48.071	161.4	31:02.095
	9	1	2:55.740	50.367	1:18.880	46.493	204.9	26:38.459	11	1	3:13.888	52.056	1:30.420	51.412	179.1	34:15.983
	10	1	2:57.196	50.753	1:19.912	46.531	199.6	29:35.655	12	1	3:22.842 B	54.043	1:29.070	59.729	173.1	37:38.825
	11	1	2:57.069	51.402	1:19.108	46.559	197.4	32:32.724	13	1	5:51.803	3:43.646	1:21.572	46.585	186.9	43:30.628
	12	1	2:55.787	50.549	1:18.993	46.245	200.7	35:28.511	14	1	2:56.859	49.248	1:20.808	46.803	189.8	46:27.487
	13	1	2:56.833	50.577	1:19.708	46.548	198.9	38:25.344	15	1	3:22.401	49.633	1:32.087	1:00.681	200.4	49:49.888
	14	1	2:56.048	50.508	1:19.269	46.271	201.1	41:21.392	16	1	4:17.365	55.936	1:54.310	1:27.119	145.7	54:07.253
	15	1	2:56.103	50.617	1:18.992	46.494	197.1	44:17.495	17	1	4:42.634	1:13.127	1:56.847	1:32.660	104.5	58:49.887
	16	1	2:56.399	50.311	1:19.042	47.046	199.3	47:13.894	18	1	3:45.258	1:16.173	1:42.214	46.871	115.1	1:02:35.145
	17	1	5:20.215 B	1:17.062	2:22.759	1:40.394	95.2	52:34.109	19	1	2:56.951	49.628	1:21.658	45.665	172.8	1:05:32.096
	18	1	6:29.136	3:40.503	1:20.693	1:27.940	189.8	59:03.245	20	1	2:54.427	48.821	1:20.013	45.593	191.5	1:08:26.523
	19	1	3:38.995	1:13.965	1:36.807	48.223	102.4	1:02:42.240	21	1	2:54.191	48.938	1:19.509	45.744	197.4	1:11:20.714
	20	1	3:03.434	51.453	1:23.240	48.741	187.5	1:05:45.674	22	1	2:54.053	49.039	1:19.506	45.508	200.0	1:14:14.767
	21	1	2:59.407	52.156	1:19.495	47.756	200.7	1:08:45.081	23	1	2:54.570	48.995	1:19.858	45.717	178.8	1:17:09.337
	22	1	3:00.846	50.625	1:22.583	47.638	198.9	1:11:45.927	24	1	2:53.009	48.375	1:18.993	45.641	206.5	1:20:02.346
	23	1	2:57.255	51.005	1:20.096	46.154	198.9	1:14:43.182	25	1	2:58.487	48.624	1:19.407	50.456	201.9	1:23:00.833
	24	1	2:57.166	50.616	1:19.521	47.029	200.4	1:17:40.348	26	1	2:57.754	49.913	1:21.196	46.645	196.7	1:25:58.587
	25	1	2:59.798	50.264	1:20.159	49.375	197.4	1:20:40.146	27	1	2:57.721	49.545	1:21.270	46.906	190.1	1:28:56.308
	26	1	2:57.428	51.073	1:19.348	47.007	191.2	1:23:37.574	28	1	2:56.434	49.307	1:20.652	46.475	194.2	1:31:52.742
	27	1	2:57.331	50.452	1:20.092	46.787	202.6	1:26:34.905								
	28	1	2:57.100	50.562	1:19.902	46.636	201.1	1:29:32.005								
	29	1	2:55.053	50.060	1:18.810	46.183	196.7	1:32:27.058								
<b>35A</b>	1.Hans-Jürgen ERDBRÜGGE							DAMLER Benz 300 SEL rate Sou Kl.28								
	2.Edgar ALTHOFF															
	1	1	3:25.971	1:07.575	1:27.663	50.733		3:25.971								
	2	1	3:13.472	54.688	1:28.205	50.579	173.4	6:39.443								
	3	1	3:10.219	54.187	1:25.584	50.448	177.0	9:49.662								
	4	1	3:10.800	54.076	1:26.065	50.659	177.3	13:00.462								
	5	1	3:11.437	56.216	1:25.631	49.590	167.2	16:11.899								
	6	1	3:09.309	53.747	1:25.286	50.276	178.8	19:21.208								
	7	1	3:09.409	54.112	1:25.837	49.460	181.5	22:30.617								
	8	1	3:10.134	53.926	1:27.010	49.198	181.5	25:40.751								
	9	1	3:07.893	53.861	1:24.848	49.184	182.4	28:48.644								
	10	1	3:09.624	54.491	1:25.166	49.967	186.9	31:58.268								
	11	1	3:09.337	54.312	1:25.144	49.881	185.6	35:07.605								
	12	1	3:09.657	53.549	1:26.102	50.006	185.6	38:17.262								
	13	1	3:08.178	53.285	1:24.986	49.907	192.5	41:25.440								
14	1	3:08.164	53.344	1:25.377	49.443	192.2	44:33.604									
<b>22</b>	1.Christian BOCK							JAGUAR E-Type 65-24								
	2.Jan Frederick BOCK															
	1	1	3:19.599	1:01.615	1:28.129	49.855		3:19.599								
	2	1	3:05.641	51.207	1:25.786	48.648	177.3	6:25.240								



# 5&6-HISTORIC CHAMPIONSHIP 65 & 81

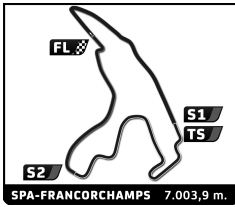
## Spa Summer Classic

### Race - 81

## Sector Analysis

— Invalidated Lap    ■ Personal Best    ■ Session Best    B Crossing the pit lane

Lap	D	Time	Sector 1	Sector 2	Sector 3	T.Spd	Elapsed	Lap	D	Time	Sector 1	Sector 2	Sector 3	T.Spd	Elapsed	
Porsche 911 Carrera 3.0																
30	1. Josef SCHIEDLBAUER															
	2. Peter OBERNDORFER															
1	1	3:18.265	1:03.933	1:25.809	48.523		3:18.265	22	1	2:53.585	49.530	1:18.052	46.003	187.5	1:11:18.591	
2	1	3:02.284	51.529	1:22.978	47.777	182.7	6:20.549	23	1	2:52.208	49.102	1:17.421	45.685	195.7	1:14:10.799	
3	1	3:02.232	51.415	1:22.037	48.780	185.9	9:22.781	24	1	2:55.058	51.135	1:18.349	45.574	197.1	1:17:05.857	
4	1	3:02.178	51.356	1:22.763	48.059	185.9	12:24.959	25	1	2:52.789	49.636	1:17.998	45.155	188.8	1:19:58.646	
5	1	3:01.518	52.240	1:21.400	47.878	189.8	15:26.477	26	1	2:53.601	49.344	1:17.894	46.363	191.2	1:22:52.247	
6	1	3:00.612	51.474	1:21.794	47.344	185.2	18:27.089	27	1	2:51.974	49.277	1:17.581	45.116	198.9	1:25:44.221	
7	1	3:00.213	51.498	1:21.152	47.563	189.5	21:27.302	28	1	2:52.244	49.129	1:17.685	45.430	185.6	1:28:36.465	
8	1	2:59.193	51.117	1:20.924	47.152	192.2	24:26.495	29	1	2:52.165	49.151	1:17.312	45.702	196.4	1:31:28.630	
9	1	3:00.597	50.968	1:21.560	48.069	190.5	27:27.092	ALFA ROMEO GT AM								
10	1	2:58.732	50.934	1:20.775	47.023	194.9	30:25.824	KI.27								
11	1	3:00.080	51.963	1:20.607	47.510	185.9	33:25.904	1	1	10:06.380	B	7:53.948	1:23.868	48.564	182.4	10:06.380
12	1	3:00.582	51.334	1:20.973	48.275	192.9	36:26.486	2	1	3:02.478	52.937	1:21.188	48.353	194.9	13:08.858	
13	1	2:59.834	51.481	1:20.267	48.086	189.1	39:26.320	3	1	3:00.485	52.267	1:20.797	47.421	197.4	16:09.343	
14	1	2:59.751	51.657	1:20.547	47.547	194.6	42:26.071	4	1	3:00.869	52.148	1:21.243	47.478	197.4	19:10.212	
15	1	2:58.890	51.340	1:20.454	47.096	194.2	45:24.961	5	1	2:59.033	52.063	1:19.609	47.361	197.4	22:09.245	
16	1	3:12.872	B	51.203	1:23.936	57.733	48:37.833	6	1	2:58.429	51.409	1:19.819	47.201	199.3	25:07.674	
17	1	6:32.367	3:56.466	1:30.276	1:05.625	145.0	55:10.200	7	1	2:57.422	51.788	1:19.244	46.390	200.0	28:05.096	
18	1	3:53.824	1:10.738	1:31.703	1:11.383	161.2	59:04.024	8	1	2:57.617	51.277	1:18.942	47.398	197.1	31:02.713	
19	1	3:44.701	1:14.072	1:39.043	51.586	106.7	1:02:48.725	9	1	3:01.037	52.242	1:19.967	48.828	201.1	34:03.750	
20	1	3:09.315	53.590	1:25.341	50.384	177.9	1:05:58.040	10	1	2:57.616	51.581	1:19.233	46.802	199.3	37:01.366	
21	1	3:08.158	53.398	1:24.371	50.389	181.8	1:09:06.198	11	1	2:58.000	51.794	1:19.181	47.025	186.9	39:59.366	
22	1	3:09.096	53.495	1:24.806	50.795	173.6	1:12:15.294	12	1	2:58.237	51.529	1:19.489	47.219	199.3	42:57.603	
23	1	3:07.312	52.836	1:23.974	50.502	183.1	1:15:22.606	13	1	3:05.318	B	51.781	1:18.937	54.600	199.3	46:02.921
24	1	3:08.735	53.462	1:25.148	50.125	186.9	1:18:31.341	Porsche 911 RSR								
25	1	3:09.889	53.740	1:26.551	49.598	181.5	1:21:41.230	KI.34								
26	1	3:13.801	54.937	1:27.493	51.371	166.2	1:24:55.031	1	1	3:11.379	57.784	1:24.774	48.821		3:11.379	
27	1	3:07.836	52.915	1:24.251	50.670	197.1	1:28:02.867	2	1	3:03.263	52.496	1:22.851	47.916	207.7	6:14.642	
28	1	3:11.316	54.048	1:27.200	50.068	182.1	1:31:14.183	3	1	3:01.240	50.643	1:22.582	48.015	204.2	9:15.882	
Porsche 3.0 RSR																
44	1. Pedro SANCHEZ															
	KI.32															
1	1	2:59.937	51.898	1:20.536	47.503		2:59.937	4	1	3:01.865	51.196	1:22.787	47.882	208.1	12:17.747	
2	1	3:00.958	51.576	1:20.047	49.335	177.9	6:00.895	5	1	3:00.778	51.688	1:21.592	47.498	207.7	15:18.525	
3	1	2:57.843	53.343	1:18.671	45.829	175.0	8:58.738	6	1	3:02.204	52.306	1:21.794	48.104	192.9	18:20.729	
4	1	2:56.963	50.585	1:20.283	46.095	184.0	11:55.701	7	1	3:02.156	51.414	1:22.972	47.770	204.5	21:22.885	
5	1	2:54.461	49.898	1:18.173	46.390	196.7	14:50.162	8	1	2:58.696	51.085	1:20.629	46.982	208.1	24:21.581	
6	1	2:55.840	51.613	1:18.160	46.067	179.1	17:46.002	9	1	2:58.291	50.408	1:20.485	47.398	208.5	27:19.872	
7	1	2:54.687	50.371	1:18.231	46.085	184.6	20:40.689	10	1	3:00.279	51.288	1:21.069	47.922	208.5	30:20.151	
8	1	2:55.361	50.038	1:18.574	46.749	190.1	23:36.050	11	1	2:59.474	51.304	1:21.269	46.901	198.9	33:19.625	
9	1	2:53.525	49.459	1:18.211	45.855	186.9	26:29.575	12	1	3:00.549	50.713	1:22.307	47.529	210.5	36:20.174	
10	1	2:53.913	49.936	1:18.260	45.717	192.2	29:23.488	13	1	3:11.079	B	52.093	1:22.066	56.920	200.7	39:31.253
11	1	2:56.246	51.304	1:18.645	46.297	191.5	32:19.734	14	1	5:52.820	3:42.916	1:22.721	47.183	185.6	45:24.073	
12	1	2:55.411	50.364	1:18.836	46.211	194.9	35:15.145	15	1	3:03.393	50.944	1:21.983	50.466	207.7	48:27.466	
13	1	3:07.353	B	50.913	1:20.463	55.977	38:22.498	16	1	4:07.402	51.860	1:40.560	1:34.982	189.1	52:34.868	
14	1	5:46.363	3:41.211	1:18.533	46.619	189.1	44:08.861	17	1	4:44.479	1:24.638	1:58.648	1:21.193	94.8	57:19.347	
15	1	2:55.448	50.203	1:19.281	45.964	187.5	47:04.309	18	1	4:03.117	1:21.045	1:49.215	52.857	98.4	1:01:22.464	
16	1	3:28.377	1:03.328	1:26.206	58.843	144.0	50:32.686	19	1	2:59.988	52.887	1:20.471	46.630	202.6	1:04:22.452	
17	1	3:36.865	58.538	1:24.915	1:13.412	158.8	54:09.551	20	1	2:56.774	50.664	1:19.402	46.708	203.4	1:07:19.226	
18	1	4:42.575	1:13.233	1:56.823	1:32.519	100.9	58:52.126	21	1	2:56.029	50.244	1:19.522	46.263	206.5	1:10:15.255	
19	1	3:43.785	1:16.994	1:39.528	47.263	104.2	1:02:35.911	22	1	2:57.464	51.301	1:19.621	46.542	203.0	1:13:12.719	
20	1	2:55.025	49.778	1:19.875	45.372	196.0	1:05:30.936	23	1	2:57.926	50.393	1:20.381	47.152	206.9	1:16:10.645	
21	1	2:54.070	49.636	1:17.602	46.832	191.8	1:08:25.006	24	1	2:57.641	50.260	1:20.139	47.242	207.3	1:19:08.286	
Porsche 911 RSR																
KI.34																
25	1	2:59.577	51.228	1:21.290	47.059	204.2	1:22:07.863	26	1	2:59.211	50.879	1:21.052	47.280	206.9	1:25:07.074	
27	1	2:58.922	51.090	1:20.681	47.151	201.9	1:28:05.996	28	1	3:00.506	50.665	1:22.866	46.975	197.8	1:31:06.502	



# 5&6-HISTORIC CHAMPIONSHIP 65 & 81

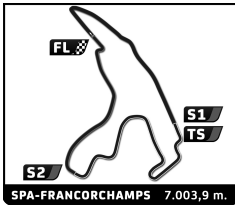
## Spa Summer Classic

### Race - 81

## Sector Analysis

— Invalidated Lap    ■ Personal Best    ■ Session Best    B Crossing the pit lane

Lap	D	Time	Sector 1	Sector 2	Sector 3	T.Spd	Elapsed	Lap	D	Time	Sector 1	Sector 2	Sector 3	T.Spd	Elapsed
<b>69</b> 1. Peter PRALLER Alfa Romeo GTA								15	1	2:46.934	47.757	1:14.452	44.725	212.2	41:47.304
1	1	3:10.074	58.176	1:23.052	48.846		3:10.074	16	1	2:46.061	47.581	<b>1:13.975</b>	44.505	206.9	44:33.365
2	1	3:03.596	53.300	1:22.154	48.142	201.5	6:13.670	17	1	2:49.521	47.842	1:14.372	47.307	203.4	47:22.886
3	1	3:00.055	51.690	1:20.718	47.647	192.9	9:13.725	18	1	5:14.916 B	1:11.390	2:22.409	1:41.117	90.6	52:37.802
4	1	2:57.011	50.982	1:18.976	47.053	196.4	12:10.736	19	1	6:26.675	3:45.449	1:29.892	1:11.334	174.8	59:04.477
5	1	2:57.917	51.050	1:19.304	47.563	197.8	15:08.653	20	1	3:34.611	1:13.980	1:34.026	46.605	112.6	1:02:39.088
6	1	2:57.068	51.244	1:18.942	46.882	199.3	18:05.721	21	1	2:48.582	48.811	1:15.807	43.964	194.2	1:05:27.670
7	1	2:57.188	50.825	1:19.273	47.090	198.2	21:02.909	22	1	2:47.767	48.168	1:14.536	45.063	193.5	1:08:15.437
8	1	2:57.055	50.722	1:18.831	47.502	198.9	23:59.964	23	1	2:56.358 B	48.188	1:14.563	53.607	207.3	1:11:11.795
9	1	2:56.830	51.220	1:18.967	46.643	197.8	26:56.794	24	1	3:03.340	1:02.779	1:16.310	44.251	193.9	1:14:15.135
10	1	<b>2:56.364</b>	51.078	1:18.866	<b>46.420</b>	198.2	29:53.158	25	1	2:47.004	48.679	1:14.361	43.964	204.5	1:17:02.139
11	1	2:58.596	51.332	1:19.829	47.435	197.8	32:51.754	26	1	2:46.708	47.910	1:14.804	43.994	207.7	1:19:48.847
12	1	2:57.139	51.023	1:19.066	47.050	198.5	35:48.893	27	1	2:47.740	48.874	1:14.922	43.944	190.1	1:22:36.587
13	1	2:56.442	50.998	1:18.904	46.540	198.9	38:45.335	28	1	2:47.943	47.998	1:15.104	44.841	199.3	1:25:24.530
14	1	2:56.390	<b>50.630</b>	<b>1:18.828</b>	46.932	201.1	41:41.725	29	1	2:49.011	48.613	1:15.638	44.760	203.4	1:28:13.541
15	1	2:57.753	51.235	1:19.515	47.003	198.5	44:39.478	30	1	2:49.278	48.079	1:17.059	44.140	202.6	1:31:02.819
16	1	3:05.763 B	50.936	1:19.569	55.258	200.4	47:45.241								
17	1	6:25.656	3:51.679	1:28.483	1:05.494	145.0	54:10.897								
18	1	4:42.524	1:13.137	1:56.698	1:32.689	98.4	58:53.421								
19	1	3:45.593	1:16.585	1:39.957	49.051	104.3	1:02:39.014								
20	1	3:06.092	53.211	1:22.978	49.903	182.4	1:05:45.106								
21	1	3:04.292	53.564	1:21.460	49.268	183.7	1:08:49.398								
22	1	3:03.862	53.245	1:22.036	48.581	177.3	1:11:53.260								
23	1	3:03.333	53.592	1:21.083	48.658	183.4	1:14:56.593								
24	1	3:03.279	53.537	1:21.033	48.709	189.8	1:17:59.872								
25	1	3:02.973	53.398	1:20.762	48.813	180.3	1:21:02.845								
26	1	3:02.751	53.022	1:20.884	48.845	198.2	1:24:05.596								
27	1	3:02.365	52.740	1:21.299	48.326	196.0	1:27:07.961								
28	1	3:02.539	53.068	1:20.879	48.592	194.2	1:30:10.500								
29	1	3:01.458	52.742	1:20.355	48.361	181.5	1:33:11.958								
<b>71</b> 1. Hans Gerd BRAUNEISER 2. Marc ROESSLE FORD Capri RS 2600 LW Kl.28															
1	1	9:39.825 B	7:27.686	<b>1:23.754</b>	<b>48.385</b>		9:39.825								
2	1	3:35.171 B	<b>57.514</b>	1:28.820	1:08.837	139.9	13:14.996								
<b>91</b> 1. Daniel SCHREY PORSCHE 911 RSR Kl.32															
1	1	2:51.172	49.614	1:17.386	44.172		2:51.172								
2	1	2:48.038	48.122	1:16.186	43.730	207.3	5:39.210								
3	1	2:46.272	48.079	1:14.459	43.734	200.0	8:25.482								
4	1	<b>2:45.958</b>	<b>47.437</b>	1:14.634	43.887	199.6	11:11.440								
5	1	2:47.835	48.217	1:15.857	43.761	202.2	13:59.275								
6	1	2:47.277	49.196	1:14.645	<b>43.436</b>	203.0	16:46.552								
7	1	2:46.166	47.959	1:14.502	43.705	211.4	19:32.718								
8	1	2:46.519	47.617	1:14.443	44.459	210.1	22:19.237								
9	1	2:46.753	47.923	1:14.641	44.189	211.4	25:05.990								
10	1	2:46.736	47.890	1:14.537	44.309	206.1	27:52.726								
11	1	2:46.890	48.391	1:14.356	44.143	210.5	30:39.616								
12	1	2:46.170	47.808	1:14.416	43.946	206.5	33:25.786								
13	1	2:46.743	48.243	1:14.525	43.975	217.7	36:12.529								
14	1	2:47.841	47.823	1:15.646	44.372	215.6	39:00.370								
<b>102</b> 1. Max KAINZINGER PORSCHE 911 ST Kl.23															
1	1	3:12.869	59.538	1:25.274	48.057		3:12.869								
2	1	3:06.950	52.219	1:26.325	48.406	178.5	6:19.819								
3	1	3:03.699	52.521	1:22.333	48.845	195.7	9:23.518								
4	1	3:01.729	52.263	1:21.855	47.611	185.9	12:25.247								
5	1	3:00.353	51.585	1:21.332	47.436	205.7	15:25.600								
6	1	3:00.076	51.529	1:20.979	47.568	186.9	18:25.676								
7	1	2:59.701	51.941	1:20.282	47.478	204.2	21:25.377								
8	1	2:59.441	51.583	1:21.042	<b>46.816</b>	203.0	24:24.818								



# 5&6-HISTORIC CHAMPIONSHIP 65 & 81

## Spa Summer Classic

### Race - 81

## Sector Analysis

— Invalidated Lap    ■ Personal Best    ■ Session Best    ■ Crossing the pit lane

Lap	D	Time	Sector 1	Sector 2	Sector 3	T.Spd	Elapsed	Lap	D	Time	Sector 1	Sector 2	Sector 3	T.Spd	Elapsed
9	1	3:00.460	51.397	1:21.482	47.581	197.4	27:25.278	2	1	3:13.969	52.780	1:21.933	59.256	207.7	6:24.553
10	1	2:59.519	51.358	1:20.938	47.223	201.9	30:24.797	3	1	3:00.134	51.264	1:21.695	47.175	206.5	9:24.687
11	1	2:59.597	51.690	1:20.575	47.332	193.2	33:24.394	4	1	2:57.517	49.675	1:21.147	46.695	188.5	12:22.204
12	1	3:01.570	52.491	1:21.041	48.038	202.2	36:25.964	5	1	2:57.965	49.974	1:21.515	46.476	201.5	15:20.169
13	1	3:01.140	51.773	1:21.562	47.805	201.1	39:27.104	6	1	2:57.424	49.707	1:20.568	47.149	194.6	18:17.593
14	1	3:00.253	51.474	1:21.418	47.361	206.1	42:27.357	7	1	2:56.571	49.197	1:20.540	46.834	196.0	21:14.164
15	1	2:59.148	51.247	1:20.774	47.127	201.5	45:26.505	8	1	2:55.495	49.242	1:19.757	46.496	210.1	24:09.659
16	1	3:14.243 <b>B</b>	<b>50.729</b>	1:23.490	1:00.024	204.9	48:40.748	9	1	3:02.892	54.239	1:21.872	46.781	197.4	27:12.551
17	1	5:56.164	3:42.511	1:23.031	50.622	192.5	54:36.912	10	1	2:56.038	49.936	1:19.775	46.327	204.9	30:08.589
18	1	4:22.262	54.753	1:53.897	1:33.612	155.2	58:59.174	11	1	2:58.877	51.977	1:20.856	46.044	205.7	33:07.466
19	1	3:42.552	1:15.812	1:38.032	48.708	108.5	1:02:41.726	12	1	2:56.964	49.430	1:20.510	47.024	197.8	36:04.430
20	1	3:04.553	51.586	1:23.343	49.624	197.1	1:05:46.279	13	1	2:58.083	49.945	1:21.463	46.675	200.4	39:02.513
21	1	3:03.937	53.532	1:22.489	47.916	179.1	1:08:50.216	14	1	<b>2:53.161</b>	<b>48.088</b>	1:19.354	45.719	208.9	41:55.674
22	1	3:01.509	52.139	1:21.596	47.774	193.5	1:11:51.725	15	1	2:53.764	48.660	1:19.625	<b>45.479</b>	205.3	44:49.438
23	1	3:00.133	51.415	1:20.586	48.132	195.7	1:14:51.858	16	1	3:07.852 <b>B</b>	48.580	1:20.197	59.075	208.5	47:57.290
24	1	<b>2:58.457</b>	51.219	<b>1:20.256</b>	46.982	201.9	1:17:50.315	17	1	6:31.036	4:11.012	1:28.802	51.222	170.3	54:28.326
25	1	3:00.900	51.326	1:21.445	48.129	194.2	1:20:51.215	18	1	4:28.088	58.678	1:56.202	1:33.208	110.0	58:56.414
26	1	3:00.438	51.304	1:21.345	47.789	204.5	1:23:51.653	19	1	3:45.919	1:15.698	1:40.503	49.718	106.1	1:02:42.333
27	1	2:59.543	51.618	1:20.655	47.270	196.7	1:26:51.196	20	1	2:55.731	49.662	1:20.455	45.614	203.8	1:05:38.064
28	1	2:59.847	51.589	1:20.843	47.415	200.7	1:29:51.043	21	1	2:54.233	48.981	<b>1:19.105</b>	46.147	196.4	1:08:32.297
29	1	3:00.098	51.074	1:21.627	47.397	209.3	1:32:51.141	22	1	2:56.540	48.640	1:20.306	47.594	202.2	1:11:28.837

110
1. Michael GROSSE ENTRUP  
2. Andreas GROSSE ENTRUP

BMW 2002  
Kl.27

1	1	3:26.744	1:08.102	1:27.638	51.004		3:26.744
2	1	3:13.193	56.288	1:26.133	50.772	180.6	6:39.937
3	1	3:11.268	56.613	1:24.173	50.482	177.0	9:51.205
4	1	3:11.477	56.314	1:24.085	51.078	177.3	13:02.682
5	1	3:10.798	56.660	1:24.268	49.870	175.3	16:13.480
6	1	3:10.662	55.895	1:24.102	50.665	177.6	19:24.142
7	1	3:15.005	56.332	1:26.239	52.434	159.1	22:39.147
8	1	3:11.196	56.875	1:23.884	50.437	187.2	25:50.343
9	1	3:10.669	56.635	1:23.656	50.378	179.1	29:01.012
10	1	3:10.980	56.860	1:23.690	50.430	182.4	32:11.992
11	1	3:11.775	56.093	1:25.222	50.460	180.9	35:23.767
12	1	3:12.099	56.204	1:25.514	50.381	168.5	38:35.866
13	1	3:14.216	56.249	1:25.197	52.770	180.9	41:50.082
14	1	3:12.658	55.800	1:25.190	51.668	185.6	45:02.740
15	1	3:22.594 <b>B</b>	56.405	1:24.281	1:01.908	181.2	48:25.334
16	1	6:25.552	4:03.181	1:26.106	56.265	177.6	54:50.886
17	1	4:10.312	59.244	1:37.205	1:33.863	172.8	59:01.198
18	1	3:45.536	1:15.284	1:39.142	51.110	104.4	1:02:46.734
19	1	3:12.425	56.447	1:24.944	51.034	170.6	1:05:59.159
20	1	3:09.607	55.798	1:23.239	50.570	182.7	1:09:08.766
21	1	3:11.410	55.719	1:25.849	49.842	179.4	1:12:20.176
22	1	<b>3:06.651</b>	55.104	<b>1:22.408</b>	<b>49.139</b>	184.9	1:15:26.827
23	1	3:07.261	54.879	1:22.896	49.486	184.3	1:18:34.088
24	1	3:08.554	54.718	1:23.747	50.089	187.2	1:21:42.642
25	1	3:10.436	54.512	1:24.645	51.279	175.3	1:24:53.078
26	1	3:10.509	55.468	1:23.830	51.211	179.4	1:28:03.587
27	1	3:09.545	<b>54.455</b>	1:25.123	49.967	187.2	1:31:13.132

112
1. Horst DASENBROCK

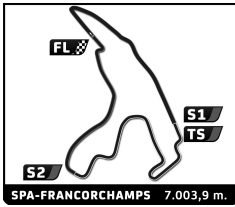
GINETTA G12  
Kl.40

1	1	3:10.584	56.950	1:25.043	48.591		3:10.584
---	---	----------	--------	----------	--------	--	----------

118
1. Adrian GRENZ

PORSCHE 911 RSR  
Kl.32

1	1	2:55.612	51.216	1:17.82
---	---	----------	--------	---------



# 5&6-HISTORIC CHAMPIONSHIP 65 & 81

## Spa Summer Classic

### Race - 81

## Sector Analysis

— Invalidated Lap    ■ Personal Best    ■ Session Best    B Crossing the pit lane

Lap	D	Time	Sector 1	Sector 2	Sector 3	T.Spd	Elapsed	Lap	D	Time	Sector 1	Sector 2	Sector 3	T.Spd	Elapsed
12	1	3:07.710	54.429	1:22.738	50.543	187.2	42:26.911	20	1	3:37.059	1:13.959	1:35.942	47.158	86.2	1:02:44.484
13	1	3:11.632	54.190	1:24.065	53.377	181.5	45:38.543	21	1	2:58.500	50.588	1:20.490	47.422	205.3	1:05:42.984
14	1	3:19.567	57.238	1:26.912	55.417	177.3	48:58.110	22	1	2:56.739	50.755	1:18.833	47.151	203.4	1:08:39.723
15	1	6:18.561 B	59.694	1:27.300	3:51.567	153.4	55:16.671	23	1	2:55.951	50.663	1:18.859	46.429	204.2	1:11:35.674
16	1	13:40.929 B	...	2:01.843	1:34.464	135.3	1:08:57.600	24	1	2:56.119	50.469	1:19.253	46.397	201.5	1:14:31.793

**505** 1. Robert BAYER  
2. Sofie BAYER

AUSTIN Mini  
65-26

1	1	3:38.496	1:12.380	1:32.382	53.734		3:38.496
2	1	3:27.130	59.662	1:32.617	54.851	166.4	7:05.626
3	1	3:24.571	59.461	1:30.817	54.293	166.7	10:30.197
4	1	3:23.557	59.235	1:30.177	54.145	165.4	13:53.754
5	1	3:23.585	59.030	1:31.359	53.196	166.7	17:17.339
6	1	3:22.315	59.340	1:29.469	53.506	165.6	20:39.654
7	1	3:22.104	58.972	1:28.570	54.562	169.5	24:01.758
8	1	3:20.804	58.714	1:28.906	53.184	168.0	27:22.562
9	1	3:26.175	1:00.617	1:30.657	54.901	169.8	30:48.737
10	1	3:23.608	59.122	1:29.766	54.720	168.2	34:12.345
11	1	3:21.626	<b>58.482</b>	1:29.935	53.209	170.6	37:33.971
12	1	3:32.130 B	58.886	1:29.556	1:03.688	167.2	41:06.101
13	1	6:27.970	4:01.155	1:30.799	56.016	151.0	47:34.071
14	1	4:57.322	1:03.394	2:20.015	1:33.913	122.3	52:31.393
15	1	4:44.571	1:24.756	2:00.405	1:19.410	99.7	57:15.964
16	1	4:05.723	1:20.631	1:49.920	55.172	115.0	1:01:21.687
17	1	3:21.182	1:00.547	1:26.585	54.050	149.6	1:04:42.869
18	1	3:21.214	1:00.314	1:27.150	53.750	157.7	1:08:04.083
19	1	3:27.960	1:02.210	1:29.422	56.328	156.5	1:11:32.043
20	1	3:22.963	1:00.024	1:28.277	54.662	158.6	1:14:55.006
21	1	3:19.751	59.993	<b>1:25.947</b>	53.811	147.5	1:18:14.757
22	1	3:19.639	59.533	1:26.480	53.626	155.4	1:21:34.396
23	1	3:22.320	1:00.021	1:27.013	55.286	155.6	1:24:56.716
24	1	3:20.395	58.947	1:27.284	54.164	158.1	1:28:17.111
25	1	<b>3:18.390</b>	59.198	1:26.063	<b>53.129</b>	157.4	1:31:35.501

**612** 1. Markus DIEDERICH

FORD Escort RS1600  
Kl.31

1	1	2:52.562	50.965	1:16.714	44.883		2:52.562
2	1	2:50.596	49.787	1:16.001	44.808	204.9	5:43.158
3	1	<b>2:49.160</b>	49.416	<b>1:14.923</b>	44.821	208.5	8:32.318
4	1	2:50.581	49.387	1:15.587	45.607	206.1	11:22.899
5	1	2:50.734	49.607	1:15.462	45.665	203.4	14:13.633
6	1	2:49.659	<b>49.254</b>	1:15.183	45.222	207.3	17:03.292
7	1	2:50.998	49.669	1:16.566	<b>44.763</b>	202.6	19:54.290
8	1	2:50.362	49.950	1:15.476	44.936	203.4	22:44.652
9	1	2:50.660	49.481	1:16.392	44.787	207.3	25:35.312
10	1	2:52.418	49.435	1:15.881	47.102	206.9	28:27.730
11	1	2:51.822	49.932	1:16.032	45.858	201.1	31:19.552
12	1	2:52.677	50.239	1:16.386	46.052	203.8	34:12.229
13	1	2:51.096	49.739	1:15.855	45.502	203.0	37:03.325
14	1	2:52.261	49.557	1:16.871	45.833	195.7	39:55.586
15	1	2:52.467	50.313	1:16.460	45.694	200.7	42:48.053
16	1	2:52.653	49.609	1:17.252	45.792	204.2	45:40.706
17	1	2:57.423	50.524	1:16.971	49.928	197.8	48:38.129
18	1	4:03.182 B	51.560	1:30.755	1:40.867	198.2	52:41.311
19	1	6:26.114	4:08.412	1:21.186	56.516	178.8	59:07.425

**613** 1. Gustav EDELHOFF

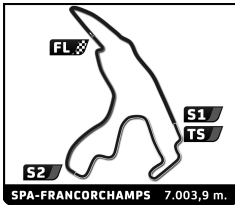
PORSCHÉ 911 S  
Kl.23

1	1	3:14.326	59.020	1:26.117	49.189		3:14.326
2	1	3:05.169	51.263	1:25.121	48.785	180.9	6:19.495
3	1	3:01.692	51.952	1:21.803	47.937	208.1	9:21.187
4	1	3:02.497	51.264	1:22.473	48.760	204.2	12:23.684
5	1	3:03.292	52.961	1:22.619	47.712	208.1	15:26.976
6	1	2:59.159	51.042	1:21.092	<b>47.025</b>	208.1	18:26.135
7	1	3:00.699	51.734	1:21.335	47.630	214.3	21:26.834
8	1	<b>2:58.944</b>	50.766	1:20.993	47.185	211.8	24:25.778
9	1	3:00.317	50.875	1:21.997	47.445	209.3	27:26.095
10	1	2:59.473	51.105	1:21.197	47.171	208.5	30:25.568
11	1	2:59.848	51.731	1:20.808	47.309	202.6	33:25.416
12	1	2:59.614	51.138	1:20.850	47.626	218.2	36:25.030
13	1	3:00.299	51.390	1:21.391	47.518	210.9	39:25.329
14	1	3:00.444	51.931	1:20.871	47.642	206.9	42:25.773
15	1	2:59.190	51.198	<b>1:20.633</b>	47.359	207.3	45:24.963
16	1	3:13.760 B	51.162	1:24.262	58.336	197.1	48:38.723
17	1	5:56.537	3:40.531	1:23.577	52.429	190.5	54:35.260
18	1	4:23.124	55.120	1:54.365	1:33.639	142.3	58:58.384
19	1	3:43.127	1:15.682	1:38.268	49.177	101.9	1:02:41.511
20	1	3:03.183	51.394	1:23.235	48.554	195.3	1:05:44.694
21	1	3:00.017	<b>50.650</b>	1:21.217	48.150	207.7	1:08:44.711
22	1	3:00.999	51.084	1:22.170	47.745	209.7	1:11:45.710
23	1	3:01.458	51.691	1:21.726	48.041	197.4	1:14:47.168
24	1	3:02.006	51.664	1:22.117	48.225	199.3	1:17:49.174
25	1	3:01.827	51.704	1:21.704	48.419	208.1	1:20:51.001
26	1	3:00.468	51.418	1:20.909	48.141	208.1	1:23:51.469
27	1	2:59.490	51.230	1:20.689	47.571	213.4	1:26:50.959
28	1	2:59.815	51.207	1:20.697	47.911	207.3	1:29:50.774
29	1	2:59.717	51.326	1:20.818	47.573	206.1	1:32:50.491

**644** 1. Patrick SCHOTT

PORSCHÉ 3.0 RSR  
Kl.32

1	1	3:10.225	56.669	1:24.241	49.315		3:10.225
2	1	3:05.796	53.953	1:24.608	47.235	184.0	6:16.021
3	1	3:00.296	49.894	1:22.328	48.074	186.2	9:16.317
4	1	2:56.277	50.464	1:18.689	47.124	215.6	12:12.594
5	1	2:56.332	49.760	1:19.296	47.276	193.9	15:08.926
6	1	2:57.920	50.561	1:21.183	46.176	218.2	18:06.846
7	1	2:57.989	50.488	1:20.482	47.019	193.2	21:04.835
8	1	2:55.915	49.660	1:19.115	47.140	191.2	24:00.750
9	1	2:56.973	50.332	1:20.136	46.505	197.4	26:57.723



# 5&6-HISTORIC CHAMPIONSHIP 65 & 81

## Spa Summer Classic

### Race - 81

## Sector Analysis

— Invalidated Lap    ■ Personal Best    ■ Session Best    B Crossing the pit lane

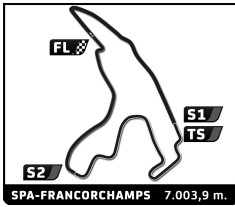
Lap	D	Time	Sector 1	Sector 2	Sector 3	T.Spd	Elapsed	Lap	D	Time	Sector 1	Sector 2	Sector 3	T.Spd	Elapsed
10	1	2:57.666	50.742	1:20.074	46.850	190.1	29:55.389	13	1	7:33.494	50.427	5:56.524	46.543	204.9	46:54.478
11	1	2:58.873	50.025	1:20.542	48.306	190.8	32:54.262	14	1	3:07.019	51.488	1:24.268	51.263	170.6	50:01.497
12	1	2:57.616	50.668	1:18.578	48.370	185.6	35:51.878	15	1	4:06.455	53.195	1:45.930	1:27.330	185.2	54:07.952
13	1	2:55.424	50.004	1:18.881	46.539	184.6	38:47.302	16	1	4:42.824	1:13.122	1:56.696	1:33.006	99.0	58:50.776
14	1	3:00.606	50.769	1:19.305	50.532	184.9	41:47.908	17	1	3:42.494	1:15.874	1:41.012	<b>45.608</b>	113.6	1:02:33.270
15	1	2:54.087	50.063	1:17.782	46.242	184.9	44:41.995	18	1	2:52.967	51.044	<b>1:16.186</b>	45.737	203.8	1:05:26.237
16	1	3:06.675	<b>B</b> 49.553	1:19.640	57.482	194.9	47:48.670	19	1	2:52.999	<b>50.254</b>	1:16.895	45.850	198.9	1:08:19.236
17	1	6:23.733	3:49.668	1:28.301	1:05.764	150.0	54:12.403	20	1	2:54.059	50.646	1:17.260	46.153	202.6	1:11:13.295
18	1	4:42.674	1:13.029	1:56.706	1:32.939	100.5	58:55.077	21	1	2:53.529	50.273	1:16.713	46.543	204.5	1:14:06.824
19	1	3:42.627	1:16.210	1:39.217	47.200	102.3	1:02:37.704	22	1	<b>2:52.914</b>	50.413	1:16.836	45.665	200.4	1:16:59.738
20	1	2:55.782	50.998	1:18.552	46.232	174.8	1:05:33.486	23	1	2:53.477	50.502	1:16.842	46.133	192.5	1:19:53.215
21	1	2:54.968	49.710	1:18.381	46.877	191.5	1:08:28.454	24	1	2:54.739	50.382	1:18.066	46.291	200.7	1:22:47.954
22	1	<b>2:53.914</b>	49.792	<b>1:17.669</b>	46.453	189.8	1:11:22.368	25	1	2:54.348	50.905	1:17.236	46.207	201.1	1:25:42.302
23	1	2:54.842	<b>49.244</b>	1:19.795	<b>45.803</b>	195.7	1:14:17.210	26	1	2:53.839	50.594	1:17.294	45.951	201.5	1:28:36.141
24	1	2:54.753	50.209	1:18.278	46.266	193.2	1:17:11.963	27	1	2:53.750	50.300	1:17.092	46.358	203.0	1:31:29.891
25	1	2:55.719	50.105	1:18.629	46.985	190.5	1:20:07.682								
26	1	2:55.140	49.532	1:18.699	46.909	183.4	1:23:02.822								
27	1	2:56.799	50.425	1:19.418	46.956	190.8	1:25:59.621								
28	1	2:57.791	50.250	1:20.091	47.450	186.2	1:28:57.412								
29	1	2:56.907	50.115	1:19.500	47.292	188.8	1:31:54.319								

650		1. Alexander KOLB		AUSTIN HEALEY 3000		65-24	
1	1	3:15.580	1:01.336	1:24.474	49.770		3:15.580
2	1	3:06.620	52.499	1:24.276	49.845	197.4	6:22.200
3	1	3:04.660	52.360	1:24.158	48.142	190.5	9:26.860
4	1	3:03.286	52.085	1:22.847	48.354	190.1	12:30.146
5	1	<b>3:00.695</b>	<b>51.415</b>	<b>1:22.021</b>	<b>47.259</b>	203.8	15:30.841
6	1	3:02.209	51.563	1:22.969	47.677	197.4	18:33.050
7	1	3:02.694	51.470	1:22.915	48.309	198.5	21:35.744
8	1	3:04.466	52.790	1:23.212	48.464	194.2	24:40.210
9	1	3:17.058	<b>B</b> 52.056	1:24.900	1:00.102	196.7	27:57.268
10	1	6:21.551	4:07.675	1:25.491	48.385	180.0	34:18.819
11	1	3:05.315	52.711	1:24.006	48.598	187.5	37:24.134
12	1	3:06.639	52.945	1:24.476	49.218	182.4	40:30.773
13	1	3:13.489	<b>B</b> 52.830	1:24.695	55.964	191.2	43:44.262
14	1	8:49.030	5:13.738	2:00.036	1:35.256	175.9	52:33.292
15	1	4:44.161	1:23.933	1:59.755	1:20.473	100.1	57:17.453
16	1	4:04.460	1:20.395	1:50.641	53.424	99.9	1:01:21.913
17	1	3:20.177	<b>B</b> 55.323	1:25.612	59.242	152.3	1:04:42.090

686		1. Charles FABER-CASTELL		FORD Escort RS1600 BDA		Kl.27	
1	1	3:09.435	56.249	1:24.152	49.034		3:09.435
2	1	3:06.401	53.991	1:23.962	48.448	180.9	6:15.836
3	1	3:02.848	52.554	1:21.927	48.367	176.8	9:18.684
4	1	3:03.408	52.607	1:22.098	48.703	180.6	12:22.092
5	1	3:02.099	52.427	1:21.873	47.799	184.9	15:24.191
6	1	3:01.421	52.082	1:20.920	48.419	175.6	18:25.612
7	1	3:03.176	53.977	1:21.251	47.948	172.2	21:28.788
8	1	3:00.373	52.053	1:20.635	47.685	182.7	24:29.161
9	1	3:02.416	52.343	1:21.840	48.233	183.7	27:31.577
10	1	3:13.800	<b>B</b> 53.083	1:22.424	58.293	177.3	30:45.377
11	1	5:40.226	3:36.030	1:17.607	46.589	203.4	36:25.603
12	1	2:55.381	51.248	1:18.067	46.066	202.2	39:20.984

717		1. Andre KUNKEL		PORSCHE 3.0 RSR		Kl.32	
1	1	2:49.698	47.433	1:17.592	44.673		2:49.698
2	1	2:52.293	49.703	1:18.425	44.165	187.8	5:41.991
3	1	2:48.629	48.399	1:16.126	44.104	205.3	8:30.620
4	1	<b>2:48.214</b>	<b>47.825</b>	1:16.080	44.309	210.9	11:18.834
5	1	2:49.556	48.509	1:16.825	44.222	211.4	14:08.390
6	1	2:51.029	49.230	1:17.148	44.651	208.5	16:59.419
7	1	2:48.854	48.511	<b>1:15.973</b>	44.370	204.9	19:48.273
8	1	2:50.260	48.345	1:16.454	45.461	214.3	22:38.533
9	1	2:51.788	48.425	1:18.565	44.798	204.2	25:30.321
10	1	2:48.847	48.496	1:16.661	<b>43.690</b>	210.5	28:19.168
11	1	2:49.874	48.690			211.4	31:09.042
12	1	3:06.321	<b>B</b>				34:15.363
13	1	5:54.690	<b>B</b>				40:10.053

725		1. Kersten JODEXNIS		PORSCHE 911 S/R		Kl.23	
1	1	3:22.475	1:02.920	1:28.571	50.984		3:22.475
2	1	3:14.137	55.193	1:26.854	52.090	177.0	6:36.612
3	1	3:13.510	54.321	1:27.098	52.091	182.7	9:50.122
4	1	3:12.646	54.333	1:26.371	51.942	178.5	13:02.768
5	1	3:10.383	55.076	1:25.238	50.069	179.7	16:13.151
6	1	3:09.351	54.944	1:23.568	50.839	190.8	19:22.502
7	1	3:10.890	54.436	1:25.961	50.493	175.3	22:33.392
8	1	3:10.021	53.604	1:26.183	50.234	191.5	25:43.413
9	1	3:13.625	54.045	1:26.618	52.962	185.2	28:57.038
10	1	3:27.847	<b>B</b> 57.742	1:26.319	1:03.786	185.6	32:24.885
11	1	5:49.937	3:38.592	1:21.960	49.385	191.8	38:14.822
12	1	2:59.911	50.828	1:21.826	47.257	197.1	41:14.733
13	1	<b>2:58.413</b>	<b>50.324</b>	<b>1:20.844</b>	<b>47.245</b>	195.3	44:13.146
14	1	3:01.859	50.665	1:22.466	48.728	201.1	47:15.005
15	1	5:13.881	1:16.909	2:22.931	1:34.041	92.2	52:28.886
16	1	4:45.996	1:25.376	2:01.407	1:19.213	104.7	57:14.882
17	1	4:01.011	1:20.228	1:50.399	50.384	103.5	1:01:15.893
18	1	3:00.368	50.426	1:22.020	47.922	202.6	1:04:16.261
19	1	3:01.313	50.426	1:21.985	48.902	200.0	1:07:17.574



# 5&6-HISTORIC CHAMPIONSHIP 65 & 81

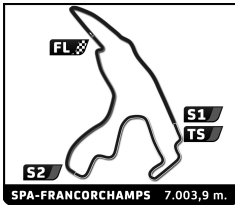
## Spa Summer Classic

### Race - 81

## Sector Analysis

— Invalidated Lap    ■ Personal Best    ■ Session Best    B Crossing the pit lane

Lap	D	Time	Sector 1	Sector 2	Sector 3	T.Spd	Elapsed	Lap	D	Time	Sector 1	Sector 2	Sector 3	T.Spd	Elapsed
<b>728</b> 1.Markus DÜNKELMANN								Porsche 911 ST Kl.23							
1	1	3:12.139	58.270	1:26.080	47.789		3:12.139	21	1	3:10.219	56.153	1:23.827	50.239	187.5	1:11:05.182
2	1	3:05.869	52.482	1:25.311	48.076	178.2	6:18.008	22	1	3:07.173	54.282	1:23.571	49.320	189.8	1:14:12.355
3	1	3:01.167	50.991	1:23.047	47.129	188.8	9:19.175	23	1	3:10.970	56.802	1:24.319	49.849	180.9	1:17:23.325
4	1	3:00.508	51.802	1:22.096	46.610	200.0	12:19.683	24	1	3:16.931	1:01.047	1:25.270	50.614	181.5	1:20:40.256
5	1	3:01.158	51.335	1:22.172	47.651	197.4	15:20.841	25	1	3:06.561	54.443	1:23.272	48.846	177.6	1:23:46.817
6	1	2:59.095	50.996	1:21.520	46.579	194.9	18:19.936	26	1	3:03.884	53.559	1:21.334	48.991	194.2	1:26:50.701
7	1	2:59.611	51.365	1:21.401	46.845	203.8	21:19.547	27	1	3:04.742	54.038	1:22.067	48.637	192.5	1:29:55.443
8	1	2:58.847	51.131	1:21.027	46.689	196.0	24:18.394	28	1	3:03.540	53.339	1:21.765	48.436	196.4	1:32:58.983
9	1	3:00.169	51.983	1:20.984	47.202	200.4	27:18.563	ALFA ROMEO 1750 GT-Am Kl.27							
10	1	3:02.062	52.736	1:21.773	47.553	192.9	30:20.625	1	1	3:21.391	1:04.709	1:25.905	50.777		3:21.391
11	1	2:59.765	51.793	1:20.968	47.004	199.3	33:20.390	2	1	3:05.189	54.360	1:21.205	49.624	188.5	6:26.580
12	1	3:00.836	51.229	1:21.514	48.093	209.7	36:21.226	3	1	3:05.571	54.630	1:21.574	49.367	187.8	9:32.151
13	1	2:59.073	51.077	1:21.633	46.363	213.9	39:20.299	4	1	3:04.497	53.952	1:21.339	49.206	188.5	12:36.648
14	1	3:00.293	52.145	1:21.260	46.888	198.2	42:20.592	5	1	3:04.842	54.619	1:21.518	48.705	186.2	15:41.490
15	1	3:02.208	53.275	1:21.985	46.948	201.1	45:22.800	6	1	3:04.575	54.597	1:21.183	48.795	185.9	18:46.065
16	1	3:13.127 B	52.091	1:23.193	57.843	201.5	48:35.927	7	1	3:05.244	54.368	1:21.496	49.380	190.8	21:51.309
17	1	5:54.008	3:39.622	1:22.971	51.415	193.5	54:29.935	8	1	3:05.298	54.984	1:21.039	49.275	186.9	24:56.607
18	1	4:27.555	58.056	1:55.719	1:33.780	107.4	58:57.490	9	1	3:04.623	54.700	1:20.506	49.417	186.2	28:01.230
19	1	3:42.414	1:15.514	1:38.318	48.582	107.7	1:02:39.904	10	1	3:04.901	54.494	1:21.130	49.277	186.2	31:06.131
20	1	3:00.521	51.742	1:22.064	46.715	203.0	1:05:40.425	11	1	3:06.308	55.177	1:21.347	49.784	188.5	34:12.439
21	1	3:00.075	50.961	1:20.394	48.720	199.6	1:08:40.500	12	1	3:05.888	54.874	1:21.792	49.222	186.5	37:18.327
22	1	2:58.074	50.803	1:20.518	46.753	196.4	1:11:38.574	13	1	3:05.906	55.282	1:20.896	49.728	183.4	40:24.233
23	1	2:58.051	51.052	1:20.732	46.267	193.2	1:14:36.625	14	1	3:15.051 B	55.046	1:20.551	59.454	184.3	43:39.284
24	1	3:00.661	52.189	1:20.971	47.501	184.9	1:17:37.286	15	1	6:45.313	4:22.742	1:26.085	56.486	153.0	50:24.597
25	1	3:02.036	51.779	1:21.506	48.751	199.6	1:20:39.322	16	1	3:43.833	56.660	1:20.976	1:26.197	181.8	54:08.430
26	1	3:00.623	51.949	1:22.236	46.438	174.5	1:23:39.945	17	1	4:42.753	1:13.136	1:56.867	1:32.750	98.8	58:51.183
27	1	3:00.755	51.529	1:21.638	47.588	199.6	1:26:40.700	18	1	3:46.657	1:16.130	1:41.150	49.377	113.1	1:02:37.840
28	1	2:59.890	52.043	1:21.106	46.741	203.8	1:29:40.590	19	1	3:06.919	54.080	1:22.268	50.571	190.1	1:05:44.759
29	1	2:59.503	51.787	1:20.653	47.063	204.2	1:32:40.093	20	1	3:06.748	57.416	1:20.397	48.935	184.6	1:08:51.507
								ALFA ROMEO 1750 GT-Am Kl.27							
<b>770</b> 1.Markus NIESTRATH								ALFA ROMEO 1750 GT-Am Kl.27							
1	1	3:14.995	1:00.511	1:24.871	49.613		3:14.995	21	1	3:04.468	54.751	1:21.114	48.603	186.9	1:11:55.975
2	1	3:06.627	53.089	1:23.557	49.981	194.2	6:21.622	22	1	3:04.406	54.308	1:20.875	49.223	183.4	1:15:00.381
3	1	3:02.382	52.304	1:21.381	48.697	199.3	9:24.004	23	1	3:04.371	54.339	1:20.875	49.157	188.2	1:18:04.752
4	1	3:02.066	53.152	1:20.964	47.950	198.2	12:26.070	24	1	3:04.449	54.377	1:20.721	49.351	186.2	1:21:09.201
5	1	3:01.480	52.702	1:20.760	48.018	197.8	15:27.550	25	1	3:04.665	54.805	1:20.536	49.324	185.6	1:24:13.866
6	1	3:01.691	52.664	1:20.792	48.235	198.2	18:29.241	26	1	3:04.784	54.568	1:20.887	49.329	185.9	1:27:18.650
7	1	3:01.188	53.077	1:20.230	47.881	196.4	21:30.429	27	1	3:04.983	54.596	1:21.017	49.370	186.9	1:30:23.633
8	1	3:02.006	52.197	1:20.924	48.885	200.0	24:32.435	28	1	3:05.553	55.079	1:20.961	49.513	185.2	1:33:29.186
9	1	3:02.236	53.101	1:20.711	48.424	195.7	27:34.671	ALFA ROMEO 1750 GT-Am Kl.27							
10	1	3:00.912	52.413	1:20.431	48.068	198.9	30:35.583	1	1	3:09.049	55.954	1:23.964	49.131		3:09.049
11	1	3:02.341	53.144	1:21.019	48.178	197.1									



# 5&6-HISTORIC CHAMPIONSHIP 65 & 81

## Spa Summer Classic

### Race - 81

## Sector Analysis

— Invalidated Lap    ■ Personal Best    ■ Session Best    B Crossing the pit lane

Lap	D	Time	Sector 1	Sector 2	Sector 3	T.Sp	Elapsed	Lap	D	Time	Sector 1	Sector 2	Sector 3	T.Sp	Elapsed
14	1	2:56.014	51.341	1:17.880	46.793	197.1	45:39.256	4	1	3:17.396	55.235	1:30.300	51.861	169.0	13:29.388
15	1	3:00.266	51.554	1:18.914	49.798	197.4	48:39.522	5	1	3:16.500	54.717	1:30.915	50.868	161.2	16:45.888
16	1	3:56.004	51.983	1:29.820	1:34.201	200.0	52:35.526	6	1	3:16.343	54.265	1:31.543	50.535	178.8	20:02.231
17	1	4:44.497	1:24.799	1:58.404	1:21.294	94.5	57:20.023	7	1	3:13.993	53.975	1:29.660	50.358	167.7	23:16.224
18	1	4:02.788	1:21.044	1:49.076	52.668	97.9	1:01:22.811	8	1	3:15.707	54.349	1:29.778	51.580	169.8	26:31.931
19	1	2:58.685	53.849	1:18.316	46.520	199.6	1:04:21.496	9	1	3:14.122	54.501	1:29.107	50.514	169.8	29:46.053
20	1	2:54.616	<b>50.742</b>	1:17.209	46.665	202.2	1:07:16.112	10	1	3:14.468	55.753	1:28.215	50.500	160.5	33:00.521
21	1	2:54.965	51.134	1:17.232	46.599	201.1	1:10:11.077	11	1	3:11.482	53.591	1:28.150	49.741	169.3	36:12.003
22	1	2:55.435	51.277	1:17.427	46.731	196.0	1:13:06.512	12	1	3:13.999	53.608	1:30.022	50.369	175.0	39:26.002
23	1	2:55.499	51.203	1:17.469	46.827	196.7	1:16:02.011	13	1	3:11.899	52.436	1:28.239	51.224	193.9	42:37.901
24	1	2:55.393	51.236	1:17.465	46.692	194.6	1:18:57.404	14	1	3:09.754	53.711	1:26.584	49.459	177.3	45:47.655
25	1	2:54.969	51.126	1:17.431	46.412	195.7	1:21:52.373	15	1	3:32.617 <b>B</b>	54.948	1:28.425	1:09.244	171.7	49:20.272
26	1	2:56.832	51.252	1:18.412	47.168	192.5	1:24:49.205	16	1	6:06.812	3:43.435	1:29.962	53.415	167.7	55:27.084
27	1	2:55.924	51.013	1:17.893	47.018	195.7	1:27:45.129	17	1	3:38.219	57.363	1:29.547	1:11.309	134.8	59:05.303
28	1	2:55.325	51.352	1:17.445	46.528	194.2	1:30:40.454	18	1	3:45.051	1:14.238	1:38.421	52.392	98.5	1:02:50.354
29	1	2:57.288	51.898	1:17.776	47.614	192.5	1:33:37.742	19	1	3:11.318	54.786	1:27.251	49.281	167.2	1:06:01.672

811

1. Maxwell POLZLER  
2. Nick SALEWSKY

Porsche 911 RS weiss  
Kl.32

1	1	2:55.744	48.234	1:20.138	47.372		2:55.744
2	1	2:51.463	48.870	1:17.627	44.966	206.5	5:47.207
3	1	2:49.890	48.259	1:16.521	45.110	218.6	8:37.097
4	1	2:49.173	47.926	1:16.841	44.406	222.2	11:26.270
5	1	2:49.266	47.780	1:16.401	45.085	215.6	14:15.536
6	1	2:48.887	48.300	1:16.384	44.203	216.4	17:04.423
7	1	2:48.760	47.971	1:16.811	43.978	215.1	19:53.183
8	1	2:48.749	48.178	1:16.158	44.413	213.0	22:41.932
9	1	2:50.238	48.055	1:17.969	44.214	214.7	25:32.170
10	1	2:48.716	47.907	1:16.662	44.147	211.4	28:20.886
11	1	2:48.583	47.814	1:16.332	44.437	209.3	31:09.469
12	1	2:53.010	50.243	1:17.753	45.014	193.9	34:02.479
13	1	2:49.165	47.998	1:16.160	45.007	212.6	36:51.644
14	1	3:00.877 <b>B</b>	48.694	1:16.541	55.642	201.5	39:52.521
15	1	5:34.833	3:35.882	1:14.266	44.685	220.4	45:27.354
16	1	2:52.122	50.455	1:16.876	44.791	205.7	48:19.476
17	1	4:14.591	46.604	1:53.050	1:34.937	225.5	52:34.067
18	1	4:44.455	1:24.821	1:58.813	1:20.821	96.6	57:18.522
19	1	4:03.559	1:20.854	1:49.441	53.264	97.6	1:01:22.081
20	1	2:43.263	46.625	1:13.570	43.068	223.6	1:04:05.344
21	1	2:42.757	46.256	1:13.221	43.280	225.9	1:06:48.101
22	1	<b>2:41.323</b>	46.152	<b>1:12.396</b>	<b>42.775</b>	226.4	1:09:29.424
23	1	2:43.464	<b>45.907</b>	1:13.494	44.063	226.9	1:12:12.888
24	1	2:42.537	46.325	1:12.767	43.445	226.4	1:14:55.425
25	1	2:42.896	46.588	1:13.331	42.977	225.9	1:17:38.321
26	1	2:43.364	46.823	1:13.465	43.076	217.7	1:20:21.685
27	1	2:44.526	46.029	1:14.747	43.750	217.3	1:23:06.211
28	1	2:42.951	46.074	1:13.782	43.095	223.1	1:25:49.162
29	1	2:42.530	45.913	1:13.382	43.235	225.0	1:28:31.692
30	1	2:43.418	46.319	1:14.176	42.923	220.4	1:31:15.110

924

1. Susanne FÜCKER

Porsche 924 Carrera GT  
Kl.37

1	1	3:35.730	1:11.485	1:31.925	52.320		3:35.730
2	1	3:18.018	54.729	1:32.047	51.242	163.6	6:53.748
3	1	3:18.244	55.555	1:31.284	51.405	146.9	10:11.992

930

1. Manfredo ROSSI DI MON'

Porsche 930 Turbo  
Kl.38

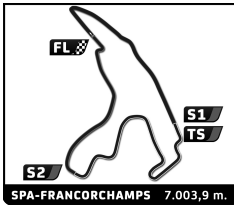
1	1	2:46.099	45.736	1:16.661	43.702		2:46.099
2	1	2:46.956	47.176	1:15.993	43.787	211.8	5:33.055
3	1	2:48.740	48.046	1:16.874	43.820	217.3	8:21.795
4	1	2:53.616 <b>B</b>	47.589	1:15.813	50.214	220.9	11:15.411
5	1	2:58.399	1:00.419	1:14.925	43.055	219.1	14:13.810
6	1	<b>2:43.825</b>	47.218	<b>1:14.015</b>	<b>42.592</b>	227.8	16:57.635
7	1	2:44.978	46.837	1:15.118	43.023	222.2	19:42.613
8	1	2:45.189	46.757	1:15.061	43.371	224.5	22:27.802
9	1	2:44.396	47.088	1:14.703	42.605	220.9	25:12.198
10	1	2:45.175	<b>46.364</b>	1:15.663	43.148	227.4	27:57.373
11	1	2:46.156	47.468	1:14.802	43.886	215.6	30:43.529
12	1	2:44.277	46.684	1:14.874	42.719	207.7	33:27.806
13	1	2:44.848	47.477	1:14.616	42.755	218.6	36:12.654
14	1	2:44.994	46.521	1:15.545	42.928	228.3	38:57.648
15	1	2:47.215	47.237	1:15.661	44.317	211.8	41:44.863
16	1	2:46.234	47.052	1:15.979	43.203	215.6	44:31.097

937

1. Lutz ILGNER

Porsche 924 GTS  
Kl.37

1	1	3:44.790 <b>B</b>	1:14.606	1:29.211	1:00.973		3:44.790
2	1	5:16.289	3:04.979	1:23.850	47.460	206.9	9:01.079
3	1	2:58.787	51.465	1:20.368	46.954	214.3	11:59.866
4	1	2:57.523	50.744	1:20.314	46.465	213.4	14:57.389
5	1	2:56.409	50.490	1:19.622	46.297	189.8	17:53.798
6	1	2:58.231	51.566	1:19.757	46.908	190.5	20:52.029
7	1	2:55.709	<b>50.118</b>	1:19.328	46.263	199.3	23:47.738
8	1	2:55.828	50.832	1:18.751	46.245	201.5	26:43.566
9	1	2:55.433	50.202	1:18.849	46.382	203.0	29:38.999



# 5&6-HISTORIC CHAMPIONSHIP 65 & 81

## Spa Summer Classic

### Race - 81

## Sector Analysis

— Invalidated Lap    ■ Personal Best    ■ Session Best    **B** Crossing the pit lane

Lap	D	Time	Sector 1	Sector 2	Sector 3	T.Spd	Elapsed	Lap	D	Time	Sector 1	Sector 2	Sector 3	T.Spd	Elapsed
10	1	2:55.512	51.249	<span style="color: green;">1:18.255</span>	46.008	195.3	32:34.511								
11	1	<span style="color: green;">2:55.048</span>	50.457	1:18.529	46.062	183.7	35:29.559								
12	1	2:57.755	51.115	1:20.406	46.234	171.2	38:27.314								
13	1	2:55.362	50.728	1:18.907	<span style="color: green;">45.727</span>	194.2	41:22.676								
14	1	2:56.542	51.480	1:18.965	46.097	187.8	44:19.218								
15	1	2:56.683	51.093	1:18.886	46.704	181.8	47:15.901								
16	1	5:20.185 <b>B</b>	1:16.918	2:23.001	1:40.266	92.7	52:36.086								
17	1	6:30.273	3:56.259	1:31.669	1:02.345	184.9	59:06.359								
18	1	3:43.411	1:14.221	1:37.776	51.414	86.1	1:02:49.770								
19	1	3:11.977	54.442	1:27.848	49.687	185.6	1:06:01.747								
20	1	3:08.155	53.587	1:25.539	49.029	192.5	1:09:09.902								
21	1	3:07.330	53.062	1:25.083	49.185	205.3	1:12:17.232								
22	1	3:05.918	52.872	1:24.530	48.516	199.6	1:15:23.150								
23	1	3:07.503	52.539	1:25.020	49.944	206.9	1:18:30.653								
24	1	3:09.868	53.889	1:26.617	49.362	209.3	1:21:40.521								
25	1	3:06.202	53.079	1:24.374	48.749	196.4	1:24:46.723								
26	1	3:06.075	52.485	1:24.916	48.674	205.3	1:27:52.798								
27	1	3:06.350	52.784	1:24.940	48.626	204.5	1:30:59.148								
28	1	3:07.023	52.767	1:24.713	49.543	204.2	1:34:06.171								

950

1. Félix FELTES	ALFA ROMEO 1750 GTam	KI.27
2. Michel WELTER		

1	1	3:20.771	1:04.170	1:26.276	50.325		3:20.771
2	1	3:05.355	54.555	1:22.274	48.526	190.5	6:26.126
3	1	3:05.553	54.037	1:22.417	49.099	190.8	9:31.679
4	1	3:05.528	53.692	1:22.695	49.141	191.2	12:37.207
5	1	3:05.128	54.160	1:22.487	48.481	192.5	15:42.335
6	1	3:04.170	53.512	1:22.219	<span style="color: green;">48.439</span>	190.8	18:46.505
7	1	3:05.119	53.822	1:22.332	48.965	192.5	21:51.624
8	1	3:06.193	55.006	1:22.069	49.118	176.2	24:57.817
9	1	3:05.524	53.800	1:22.492	49.232	175.0	28:03.341
10	1	<span style="color: green;">3:03.595</span>	<span style="color: green;">53.375</span>	1:21.592	48.628	185.2	31:06.936
11	1	3:06.655	54.797	1:21.952	49.906	185.9	34:13.591
12	1	3:05.262	53.559	1:23.018	48.685	192.9	37:18.853
13	1	3:06.006	55.325	1:22.008	48.673	177.9	40:24.859
14	1	3:05.582	54.866	1:21.828	48.888	179.4	43:30.441
15	1	3:12.208 <b>B</b>	53.447	<span style="color: green;">1:21.438</span>	57.323	192.2	46:42.649