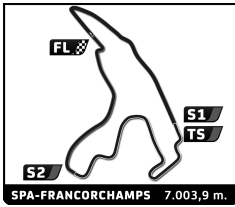


4-CSCC Classic & Morgan Challenge & Bri Spa Summer Classic Race 2

Sector Analysis

— Invalidated Lap ■ Personal Best ■ Session Best B Crossing the pit lane

Lap	D	Time	Sector 1	Sector 2	Sector 3	Kph	Elapsed	Lap	D	Time	Sector 1	Sector 2	Sector 3	Kph	Elapsed		
1	1. Louis WORKMAN-RUFF							MORGAN Plus 4 (T)									
	1	1	2:48.987	47.374	1:17.092	44.521	146.6	2:48.987	9	1	4:34.230	B	2:26.155	1:20.258	47.817	91.9	27:54.591
	2	1	2:52.222	48.286	1:18.771	45.165	146.4	5:41.209	10	1	2:54.832	48.932	1:19.107	46.793	144.2	30:49.423	
	3	1	2:53.231	48.108	1:20.505	44.618	145.6	8:34.440	11	1	2:56.646	49.416	1:20.745	46.485	142.7	33:46.069	
	4	1	2:54.049	48.325	1:20.385	45.339	144.9	11:28.489									
	5	1	2:51.071	47.745	1:18.171	45.155	147.4	14:19.560									
	6	1	2:53.397	47.857	1:18.287	47.253	145.4	17:12.957									
	7	1	2:51.416	48.825	1:17.955	44.636	147.1	20:04.373									
	8	1	4:47.297	B	2:43.025	1:19.668	44.604	87.8	24:51.670								
	9	1	2:51.366	47.724	1:18.107	45.535	147.1	27:43.036									
	10	1	2:51.433	47.715	1:19.346	44.372	147.1	30:34.469									
	11	1	2:50.473	48.549	1:17.457	44.467	147.9	33:24.942									
2	1. Jason KENNEDY							NISSAN Skyline GTR R32 (T)									
	2. Louise KENNEDY							FA									
	1	1	2:54.333	48.571	1:20.318	45.444	142.1	2:54.333									
	2	1	2:53.385	47.549	1:20.906	44.930	145.4	5:47.718									
	3	1	2:53.983	47.389	1:21.545	45.049	144.9	8:41.701									
	4	1	2:53.973	48.178	1:20.530	45.265	144.9	11:35.674									
	5	1	2:53.971	47.611	1:21.072	45.288	144.9	14:29.645									
	6	1	2:55.364	47.607	1:20.890	46.867	143.8	17:25.009									
	7	1	2:54.266	47.997	1:20.279	45.990	144.7	20:19.275									
	8	1	2:54.710	48.980	1:19.957	45.773	144.3	23:13.985									
	9	1	4:39.122	B	2:30.701	1:21.571	46.850	90.3	27:53.107								
	10	1	2:54.635	48.154	1:21.017	45.464	144.4	30:47.742									
11	1	2:56.690	48.321	1:21.808	46.561	142.7	33:44.432										
4	1. John LESLIE							RELIANT Sabre 6 GT									
	SF																
	1	1	3:26.524	1:03.870	1:29.816	52.838	120.0	3:26.524									
	2	1	3:15.276	56.214	1:27.092	51.970	129.1	6:41.800									
	3	1	3:15.082	55.587	1:27.584	51.911	129.2	9:56.882									
	4	1	3:14.926	55.379	1:27.789	51.758	129.4	13:11.808									
	5	1	4:36.837	B	2:20.559	1:25.716	50.562	91.1	17:48.645								
	6	1	3:09.191	54.689	1:24.320	50.182	133.3	20:57.836									
	7	1	3:13.596	55.200	1:26.428	51.968	130.2	24:11.432									
	8	1	3:11.193	54.797	1:24.588	51.808	131.9	27:22.625									
	9	1	3:09.430	54.122	1:24.433	50.875	133.1	30:32.055									
	10	1	3:10.377	54.041	1:24.916	51.420	132.4	33:42.432									
6	1. Rodney FROST							JAGUAR XJS									
	MA																
	1	1	2:55.742	49.880	1:19.329	46.533	141.0	2:55.742									
	2	1	2:54.051	48.502	1:19.057	46.492	144.9	5:49.793									
	3	1	2:54.857	48.920	1:19.709	46.228	144.2	8:44.650									
	4	1	2:54.794	49.789	1:18.858	46.147	144.3	11:39.444									
	5	1	2:54.263	50.059	1:18.330	45.874	144.7	14:33.707									
	6	1	2:56.106	49.443	1:19.866	46.797	143.2	17:29.813									
	7	1	2:55.830	49.390	1:20.011	46.429	143.4	20:25.643									
	8	1	2:54.718	48.709	1:19.697	46.312	144.3	23:20.361									
	8	1. Keir EDMONDS							Porsche 911 Carrera								
		FB															
1		1	3:02.141	52.556	1:21.791	47.794	136.0	3:02.141									
2		1	2:59.479	50.926	1:21.374	47.179	140.5	6:01.620									
3		1	3:00.219	50.268	1:22.232	47.719	139.9	9:01.839									
4		1	3:02.191	53.067	1:21.511	47.613	138.4	12:04.030									
5		1	3:01.954	51.371	1:22.240	48.343	138.6	15:05.984									
6		1	2:59.368	50.847	1:20.765	47.756	140.6	18:05.352									
7		1	4:43.751	B	2:33.086	1:23.022	47.643	88.9	22:49.103								
8		1	3:02.144	50.853	1:22.992	48.299	138.4	25:51.247									
9		1	2:59.926	50.422	1:21.501	48.003	140.1	28:51.173									
10		1	3:03.304	53.978	1:21.867	47.459	137.6	31:54.477									
11	1	3:00.701	50.867	1:22.235	47.599	139.5	34:55.178										
11	1. Michael HOLT							JAGUAR S Type									
	MA																
	1	1	3:00.898	51.692	1:21.088	48.118	137.0	3:00.898									
	2	1	2:59.240	50.850	1:20.946	47.444	140.7	6:00.138									
	3	1	3:02.373	49.995	1:24.709	47.669	138.3	9:02.511									
	4	1	3:01.904	53.137	1:21.424	47.343	138.6	12:04.415									
	5	1	2:59.255	51.030	1:20.927	47.298	140.7	15:03.670									
	6	1	2:59.040	50.699	1:20.750	47.591	140.8	18:02.710									
	7	1	3:01.418	50.884	1:23.146	47.388	139.0	21:04.128									
	8	1	4:36.600	B	2:27.140	1:22.134	47.326	91.2	25:40.728								
	9	1	2:59.482	50.960	1:20.711	47.811	140.5	28:40.210									
	10	1	3:00.946	52.408	1:20.806	47.732	139.3	31:41.156									
11	1	2:58.817	50.757	1:20.865	47.195	141.0	34:39.973										
12	1. Colin PHILPOTT							JAGUAR XJS									
	MA																
	1	1	2:51.443	47.945	1:18.151	45.347	144.5	2:51.443									
	2	1	2:53.779	48.798	1:19.312	45.669	145.1	5:45.222									
	3	1	2:52.069	48.199	1:18.849	45.021	146.5	8:37.291									
	4	1	2:56.187	49.878	1:19.717	46.592	143.1	11:33.478									
	5	1	4:34.271	B	2:27.066	1:21.354	45.851	91.9	16:07.749								
	6	1	2:54.684	48.028	1:20.026	46.630	144.3	19:02.433									
	7	1	2:54.382	48.831	1:19.705	45.846	144.6	21:56.815									
	8	1	3:00.610	52.570	1:22.064	45.976	139.6	24:57.425									
	9	1	2:53.293	48.596	1:19.471	45.226	145.5	27:50.718									
	10	1	2:54.582	48.586	1:19.143	46.853	144.4	30:45.300									
11	1	2:54.963	49.064	1:19.537	46.362	144.1	33:40.263										
14	1. Anthony SCHRAUWEN							LISTER Jaguar									
	HTGT																
1	1	3:46.768	B	55.044	1:42.117	1:09.607	109.3	3:46.768									

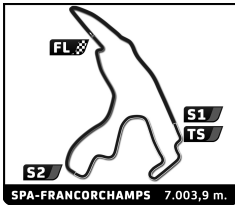


4-CSCC Classic & Morgan Challenge & Bri Spa Summer Classic Race 2

Sector Analysis

— Invalidated Lap ■ Personal Best ■ Session Best B Crossing the pit lane

Lap	D	Time	Sector 1	Sector 2	Sector 3	Kph	Elapsed	Lap	D	Time	Sector 1	Sector 2	Sector 3	Kph	Elapsed					
16	1. David NEWNES							BMW 325i E30 FC												
	1	1	3:04.134	54.763	1:21.220	48.151	134.5	3:04.134	10	1	3:14.305	55.954	1:27.430	50.921	129.8	35:03.954				
	2	1	3:00.211	51.759	1:21.158	47.294	139.9	6:04.345	1. Steve ATKINSON							AUSTIN HEALEY Sprite SC				
	3	1	2:59.889	50.948	1:21.636	47.305	140.2	9:04.234	2. David SMITH											
	4	1	3:00.986	52.661	1:21.440	46.885	139.3	12:05.220	1	1	3:59.280	1:26.238	1:35.803	57.239	103.5	3:59.280				
	5	1	3:01.965	51.456	1:21.689	48.820	138.6	15:07.185	2	1	3:32.229	1:01.623	1:33.489	57.117	118.8	7:31.509				
	6	1	4:34.690	B	2:25.241	1:21.518	47.931	91.8	19:41.875	3	1	3:30.977	1:00.375	1:34.085	56.517	119.5	11:02.486			
	7	1	3:02.636	52.219	1:23.373	47.044	138.1	22:44.511	4	1	3:27.141	59.652	1:31.805	55.684	121.7	14:29.627				
	8	1	2:59.833	51.107	1:21.743	46.983	140.2	25:44.344	5	1	3:30.902	1:00.551	1:33.597	56.754	119.6	18:00.529				
	9	1	2:59.081	50.985	1:20.701	47.395	140.8	28:43.425	6	1	5:40.802	B	3:01.605	1:40.689	58.508	74.0	23:41.331			
	10	1	3:00.742	51.193	1:21.336	48.213	139.5	31:44.167	7	1	3:41.890	1:03.184	1:38.520	1:00.186	113.6	27:23.221				
	11	1	2:58.856	50.430	1:20.912	47.514	141.0	34:43.023	8	1	3:40.993	1:02.901	1:38.173	59.919	114.1	31:04.214				
								9	1	3:31.503	1:01.597	1:32.326	57.580	119.2	34:35.717					
28	1. David THOMAS							FORD Capri Mk1 SF												
	1	1	3:42.364	1:21.370	1:29.947	51.047	111.4	3:42.364	1. Samuel POLLEY							MINI Marcos SB				
	2	1	3:13.400	54.505	1:28.334	50.561	130.4	6:55.764	1	1	3:32.697	1:18.614	1:23.189	50.894	116.5	3:32.697				
	3	1	3:09.852	53.337	1:26.433	50.082	132.8	10:05.616	2	1	3:06.031	52.371	1:24.159	49.501	135.5	6:38.728				
	4	1	3:09.540	53.856	1:25.279	50.405	133.0	13:15.156	3	1	3:03.631	52.084	1:22.912	48.635	137.3	9:42.359				
	5	1	3:08.852	52.886	1:24.919	51.047	133.5	16:24.008	4	1	3:02.031	52.158	1:21.575	48.298	138.5	12:44.390				
	6	1	3:06.460	53.142	1:23.669	49.649	135.2	19:30.468	5	1	4:28.396	B	2:18.744	1:21.469	48.183	93.9	17:12.786			
	7	1	3:09.422	53.986	1:25.207	50.229	133.1	22:39.890	6	1	3:01.440	52.499	1:20.848	48.093	139.0	20:14.226				
	8	1	4:58.130	B	2:41.649	1:26.798	49.683	84.6	27:38.020	7	1	3:01.372	51.989	1:21.313	48.070	139.0	23:15.598			
	9	1	3:07.333	53.228	1:25.021	49.084	134.6	30:45.353	2. Tim MORRANT							Daimler Sovereign Series 1 FA				
	10	1	3:08.292	53.307	1:25.101	49.884	133.9	33:53.645	2. Richard MORRANT											
	34	1. Peter SARGEANT							MORGAN Plus 8 0											
1		1	3:19.634	59.724	1:29.063	50.847	124.1	3:19.634	1	1	3:50.092	1:21.193	1:32.985	55.914	107.7	3:50.092				
2		1	3:14.890	54.236	1:28.625	52.029	129.4	6:34.524	2	1	3:20.212	55.904	1:30.475	53.833	125.9	7:10.304				
3		1	3:18.018	54.226	1:32.305	51.487	127.3	9:52.542	3	1	3:23.013	58.512	1:30.764	53.737	124.2	10:33.317				
4		1	3:17.547	54.925	1:30.146	52.476	127.6	13:10.089	4	1	7:00.449	B	4:31.241	1:32.878	56.330	60.0	17:33.766			
5		1	3:13.521	54.086	1:28.299	51.136	130.3	16:23.610	5	1	3:15.734	55.323	1:28.051	52.360	128.8	20:49.500				
6		1	3:15.172	54.499	1:27.886	52.787	129.2	19:38.782	6	1	3:16.583	55.945	1:28.011	52.627	128.3	24:06.083				
7		1	3:15.988	54.423	1:29.213	52.352	128.7	22:54.770	7	1	7:02.058	B	4:36.252	1:32.568	53.238	59.7	31:08.141			
8		1	5:02.135	B	2:37.906	1:31.279	52.950	83.5	27:56.905	8	1	3:15.409	55.748	1:27.655	52.006	129.0	34:23.550			
9		1	3:17.057	54.837	1:30.930	51.290	128.0	31:13.962	1. Andrew THOMPSON							MORGAN Plus 8 2				
10		1	3:16.450	56.042	1:29.273	51.135	128.3	34:30.412	1	1	3:36.152	1:20.677	1:25.186	50.289	114.6	3:36.152				
42		1. Peter COLE							MORGAN Roadster 4											
	1	1	3:34.784	1:08.674	1:30.850	55.260	115.3	3:34.784	2	1	3:10.321	54.822	1:25.895	49.604	132.5	6:46.473				
	2	1	3:23.103	56.025	1:33.188	53.890	124.1	6:57.887	3	1	3:07.789	51.587			134.3	9:54.262				
	3	1	3:18.538	55.489	1:30.898	52.151	127.0	10:16.425	4	1	3:03.181	52.825	1:22.018	48.338	137.6	12:57.443				
	4	1	3:18.527	55.692	1:28.507	54.328	127.0	13:34.952	5	1	2:57.265	50.728	1:19.985	46.552	142.2	15:54.708				
	5	1	5:16.383	B	2:47.899	1:33.248	55.236	79.7	18:51.335	6	1	3:00.900	50.727	1:22.919	47.254	139.4	18:55.608			
	6	1	3:16.720	56.782	1:27.530	52.408	128.2	22:08.055	7	1	5:08.392	B	2:59.893	1:20.868	47.631	81.8	24:04.000			
	7	1	3:13.394	55.238	1:26.580	51.576	130.4	25:21.449	8	1	2:57.624	50.250	1:20.445	46.929	142.0	27:01.624				
	8	1	3:12.793	54.930	1:26.896	50.967	130.8	28:34.242	9	1	2:58.394	50.972	1:19.974	47.448	141.3	30:00.018				
	9	1	3:15.407	55.487	1:28.598	51.322	129.0	31:49.649	10	1	2:57.614	50.581	1:20.526	46.507	142.0	32:57.632				
									11	1	2:57.858	51.095	1:19.496	47.267	141.8	35:55.490				
	49	1. Steve ATKINSON							AUSTIN HEALEY Sprite SC											
2. David SMITH																				
1		1	3:59.280	1:26.238	1:35.803	57.239	103.5	3:59.280	1. Timothy CAIRNS							TURNER Mk2 SA				
2		1	3:32.229	1:01.623	1:33.489	57.117	118.8	7:31.509												
3		1	3:30.977	1:00.375	1:34.085	56.517	119.5	11:02.486												
4		1	3:27.141	59.652	1:31.805	55.684	121.7	14:29.627												
5		1	3:30.902	1:00.551	1:33.597	56.754	119.6	18:00.529												
6		1	5:40.802	B	3:01.605	1:40.689	58.508	74.0	23:41.331											
7		1	3:41.890	1:03.184	1:38.520	1:00.186	113.6	27:23.221												
8		1	3:40.993	1:02.901	1:38.173	59.919	114.1	31:04.214												
9		1	3:31.503	1:01.597	1:32.326	57.580	119.2	34:35.717												
59		1. Samuel POLLEY							MINI Marcos SB											
	1	1	3:32.697	1:18.614	1:23.189	50.894	116.5	3:32.697												
	2	1	3:06.031	52.371	1:24.159	49.501	135.5	6:38.728												
	3	1	3:03.631	52.084	1:22.912	48.635	137.3	9:42.359												
	4	1	3:02.031	52.158	1:21.575	48.298	138.5	12:44.390												
	5	1	4:28.396	B	2:18.744	1:21.469	48.183	93.9	17:12.786											
	6	1	3:01.440	52.499	1:20.848	48.093	139.0	20:14.226												
	7	1	3:01.372	51.989	1:21.313	48.070	139.0	23:15.598												
	62	1. Tim MORRANT							Daimler Sovereign Series 1 FA											
		2. Richard MORRANT																		
		1	1	3:50.092	1:21.193	1:32.985	55.914	107.7	3:50.092											
		2	1	3:20.212	55.904	1:30.475	53.833	125.9	7:10.304											
3		1	3:23.013	58.512	1:30.764	53.737	124.2	10:33.317												
4		1	7:00.449	B	4:31.241	1:32.878	56.330	60.0	17:33.766											
5		1	3:15.734	55.323	1:28.051	52.360	128.8	20:49.500												
6		1	3:16.583	55.945	1:28.011	52.627	128.3	24:06.083												
7		1	7:02.058	B	4:36.252	1:32.568	53.238	59.7	31:08.141											
8		1	3:15.409	55.748	1:27.655	52.006	129.0	34:23.550												
66		1. Andrew THOMPSON							MORGAN Plus 8 2											
		1	1	3:36.152	1:20.677	1:25.186	50.289	114.6	3:36.152											
	2	1	3:10.321	54.822	1:25.895	49.604	132.5	6:46.473												
	3	1	3:07.789	51.587			134.3	9:54.262												
	4	1	3:03.181	52.825	1:22.018	48.338	137.6	12:57.443												
	5	1	2:57.265	50.728	1:19.985	46.552	142.2	15:54.708												
	6	1	3:00.900	50.727	1:22.919	47.254	139.4	18:55.608												
	7	1	5:08.392	B	2:59.893	1:20.868	47.631	81.8	24:04.000											
	8	1	2:57.624	50.250	1:20.445	46.929	142.0	27:01.624												
	9	1	2:58.394	50.972	1:19.974	47.448	141.3	30:00.018												
	10	1	2:57.614	50.581	1:20.526	46.507	142.0	32:57.632												
	11	1	2:57.858	51.095	1:19.496	47.267	141.8	35:55.490												
68	1. Timothy CAIRNS							TURNER Mk2 SA												



4-CSCC Classic & Morgan Challenge & Bri Spa Summer Classic Race 2

Sector Analysis

— Invalidated Lap ■ Personal Best ■ Session Best B Crossing the pit lane

Lap	D	Time	Sector 1	Sector 2	Sector 3	Kph	Elapsed	Lap	D	Time	Sector 1	Sector 2	Sector 3	Kph	Elapsed
1	1	3:23.074	1:00.908	1:30.401	51.765	122.0	3:23.074	2	1	2:54.352	50.510	1:18.373	45.469	144.6	5:50.815
2	1	3:16.212	55.657	1:28.577	51.978	128.5	6:39.286	3	1	2:54.636	49.707	1:19.357	45.572	144.4	8:45.451
3	1	3:15.900	54.657	1:28.358	52.885	128.7	9:55.186	4	1	2:54.646	50.393	1:18.366	45.887	144.4	11:40.097
4	1	3:16.191	55.016	1:30.220	50.955	128.5	13:11.377	5	1	2:54.277	51.989	1:16.988	45.300	144.7	14:34.374
5	1	4:25.009 B	2:11.299	1:24.240	49.470	95.1	17:36.386	6	1	2:55.908	49.950	1:19.195	46.763	143.3	17:30.282
6	1	3:07.920	54.111	1:24.132	49.677	134.2	20:44.306	7	1	2:56.353	49.858	1:19.927	46.568	143.0	20:26.635
7	1	3:07.236	55.490	1:22.058	49.688	134.7	23:51.542	8	1	4:37.982 B	2:30.742	1:19.914	47.326	90.7	25:04.617
8	1	3:08.376	54.796	1:24.078	49.502	133.9	26:59.918	9	1	2:56.634	50.808	1:18.761	47.065	142.7	28:01.251
9	1	3:07.744	54.043	1:23.875	49.826	134.3	30:07.662	10	1	3:00.150	53.499	1:19.511	47.140	140.0	31:01.401
10	1	3:06.439	54.442	1:22.991	49.006	135.2	33:14.101	11	1	2:57.014	50.660	1:18.511	47.843	142.4	33:58.415
11	1	3:05.842	54.532	1:22.782	48.528	135.7	36:19.943								

72	1. Stephen WELLS				MG B GT FA			
	1	1	3:09.169	56.203	1:24.848	48.118	131.0	3:09.169
	2	1	3:04.183	52.078	1:23.837	48.268	136.9	6:13.352
	3	1	3:06.762	51.704	1:25.708	49.350	135.0	9:20.114
	4	1	3:04.980	52.290	1:24.592	48.098	136.3	12:25.094
	5	1	3:17.081	52.796	1:23.841	1:00.444	127.9	15:42.175
	6	1	4:47.142 B	2:33.428	1:24.093	49.621	87.8	20:29.317
	7	1	3:05.310	51.764	1:24.182	49.364	136.1	23:34.627
	8	1	3:07.758	54.371	1:24.155	49.232	134.3	26:42.385
	9	1	3:04.147	51.851	1:22.762	49.534	136.9	29:46.532
	10	1	3:05.119	51.442	1:23.124	50.553	136.2	32:51.651
	11	1	3:05.464	51.856	1:22.960	50.648	136.0	35:57.115

85	1. Kevin BIRD				FORD Lotus Cortina SC			
	2. Charles HYDE-ANDREWS-							
	1	1	3:23.794	1:03.083	1:28.769	51.942	121.6	3:23.794
	2	1	3:11.649	54.598	1:26.857	50.194	131.6	6:35.443
	3	1	3:13.750	54.134	1:29.772	49.844	130.1	9:49.193
	4	1	3:11.712	54.682	1:26.745	50.285	131.5	13:00.905
	5	1	3:08.621	54.174	1:24.524	49.923	133.7	16:09.526
6	1	3:40.111	54.064	1:24.450	1:21.597	114.6	19:49.637	

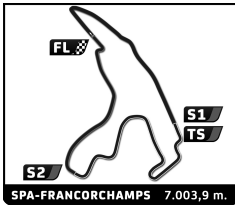
88	1. Cristiano NARDONE				BMW E30 FB			
	2. Luca NARDONE							
	1	1	3:01.433	52.947	1:19.329	49.157	136.6	3:01.433
	2	1	2:57.842	50.968	1:19.557	47.317	141.8	5:59.275
	3	1	2:56.326	51.089	1:18.946	46.291	143.0	8:55.601
	4	1	2:55.926	51.048	1:18.258	46.620	143.3	11:51.527
	5	1	2:55.622	50.278	1:18.792	46.552	143.6	14:47.149
	6	1	2:55.485	50.423	1:18.755	46.307	143.7	17:42.634
	7	1	2:56.404	50.355	1:18.362	47.687	142.9	20:39.038
	8	1	4:42.480 B	2:35.884	1:19.622	46.974	89.3	25:21.518
	9	1	2:58.158	50.699	1:19.999	47.460	141.5	28:19.676
	10	1	2:59.438	52.788	1:19.406	47.244	140.5	31:19.114
11	1	2:57.101	50.960	1:19.406	46.735	142.4	34:16.215	

89	1. John EMBERSON				MORGAN Plus 4 Babydoll 2		
	1	1	2:56.463	50.267	1:19.549	46.647	140.4

99	1. Guy CONNEW				JAGUAR XJS MA			
	2. James RAMM							
	1	1	3:39.476			112.9	3:39.476	
	2	1	3:08.182			134.0	6:47.658	
	3	1	3:06.117			135.5	9:53.775	
	4	1	3:01.014			139.3	12:54.789	
	5	1	2:59.033			140.8	15:53.822	
	6	1	3:01.406			139.0	18:55.228	
	7	2	4:20.958 B	2:10.517	1:23.098	47.343	96.6	23:16.186
	8	2	2:56.127	50.683	1:19.063	46.381	143.2	26:12.313
	9	2	2:57.637	50.010	1:20.485	47.142	141.9	29:09.950
	10	2	2:55.115	48.872	1:19.904	46.339	144.0	32:05.065
11	2	2:59.255	51.386	1:21.260	46.609	140.7	35:04.320	

101	1. Julian HOWE				MG B GT SD			
	1	1	3:45.947	1:24.544	1:29.552	51.851	109.6	3:45.947
	2	1	3:14.650	55.396	1:27.685	51.569	129.5	7:00.597
	3	1	3:12.712	55.423	1:26.443	50.846	130.8	10:13.309
	4	1	3:10.266	55.096	1:24.657	50.513	132.5	13:23.575
	5	1	4:26.804 B	2:10.156	1:26.437	50.211	94.5	17:50.379
	6	1	3:08.915	54.587	1:24.266	50.062	133.5	20:59.294
	7	1	3:14.471	56.443	1:25.633	52.395	129.7	24:13.765
	8	1	3:09.215	54.073	1:24.505	50.637	133.3	27:22.980
	9	1	3:09.440	54.699	1:24.094	50.647	133.1	30:32.420
	10	1	3:09.925	54.158	1:24.772	50.995	132.8	33:42.345

104	1. Ben BRAIN				ALFA ROMEO 2000 GTV SD			
	2. Alex CHILDS							
	1	1	3:27.471	1:06.101	1:28.935	52.435	119.4	3:27.471
	2	1	3:16.510	57.605	1:26.819	52.086	128.3	6:43.981
	3	1	3:14.186	56.858	1:27.217	50.111	129.8	9:58.167
	4	1	3:12.457	55.131	1:25.549	51.777	131.0	13:10.624
	5	1	3:14.040	55.554	1:26.767	51.719	129.9	16:24.664
	6	1	3:10.136	54.745	1:24.779	50.612	132.6	19:34.800
	7	1	5:22.734 B	2:38.728	1:49.845	54.161	78.1	24:57.534
	8	1	3:19.433	58.870	1:27.863	52.700	126.4	28:16.967
	9	1	3:19.762	59.427	1:28.344	51.991	126.2	31:36.729
10	1	3:17.661	57.784	1:27.702	52.175	127.6	34:54.390	

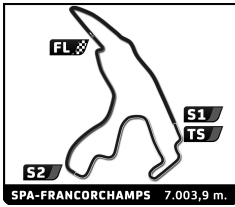


4-CSCC Classic & Morgan Challenge & Bri Spa Summer Classic Race 2

Sector Analysis

— Invalidated Lap ■ Personal Best ■ Session Best B Crossing the pit lane

Lap D	Time	Sector 1	Sector 2	Sector 3	Kph	Elapsed	Lap D	Time	Sector 1	Sector 2	Sector 3	Kph	Elapsed	
120	1. Mark CLOUTMAN AUSTIN A40 SA						9	1	3:19.435	55.129	1:26.361	57.945	126.4	31:09.436
	10	1	4:09.530	1:09.322	1:50.705	1:09.503	101.0	35:18.966						
	1	1	3:33.681	1:15.614	1:24.777	53.290	115.9	3:33.681						
	2	1	3:14.068	56.503	1:26.567	50.998	129.9	6:47.749						
	3	1	3:14.495	55.041	1:28.399	51.055	129.6	10:02.244						
	4	1	3:13.944	55.446	1:26.484	52.014	130.0	13:16.188						
	5	1	3:11.884	55.468	1:25.629	50.787	131.4	16:28.072						
	6	1	3:08.159	55.143	1:22.872	50.144	134.0	19:36.231						
	7	1	4:53.402 B	2:39.580	1:23.407	50.415	85.9	24:29.633						
	8	1	3:09.544	54.806	1:24.640	50.098	133.0	27:39.177						
	9	1	3:07.248	53.770	1:24.348	49.130	134.7	30:46.425						
10	1	3:07.761	54.161	1:23.670	49.930	134.3	33:54.186							
139	1. Chris BOON JAGUAR XK8 (S/C) MA						9	1	3:19.435	55.129	1:26.361	57.945	126.4	31:09.436
	10	1	4:09.530	1:09.322	1:50.705	1:09.503	101.0	35:18.966						
	1	1	2:59.952	51.031	1:20.993	47.928	137.7	2:59.952						
	2	1	2:59.445	49.333	1:21.637	48.475	140.5	5:59.397						
	3	1	3:01.168	49.549	1:23.682	47.937	139.2	9:00.565						
	4	1	3:02.577	51.619	1:22.790	48.168	138.1	12:03.142						
	5	1	4:45.749 B	2:34.801	1:22.327	48.621	88.2	16:48.891						
	6	1	3:01.064	50.476	1:21.773	48.815	139.3	19:49.955						
	7	1	3:00.590	49.567	1:22.954	48.069	139.6	22:50.545						
	8	1	3:01.195	50.132	1:23.274	47.789	139.2	25:51.740						
	9	1	3:01.078	50.328	1:22.366	48.384	139.2	28:52.818						
10	1	3:00.934	50.166	1:21.391	49.377	139.4	31:53.752							
11	1	3:00.634	50.700	1:22.033	47.901	139.6	34:54.386							
160	1. Bill WATT LOTUS Elan S2 SL						9	1	3:19.435	55.129	1:26.361	57.945	126.4	31:09.436
	10	1	4:09.530	1:09.322	1:50.705	1:09.503	101.0	35:18.966						
	1	1	3:12.056	56.817	1:25.997	49.242	129.0	3:12.056						
	2	1	3:08.515	52.677	1:26.725	49.113	133.8	6:20.571						
	3	1	3:05.448	51.797	1:25.409	48.242	136.0	9:26.019						
	4	1	3:10.238	53.731	1:27.037	49.470	132.5	12:36.257						
	5	1	3:06.564	52.249	1:25.032	49.283	135.2	15:42.821						
	6	1	3:06.891	52.732	1:24.175	49.984	134.9	18:49.712						
	7	1	4:52.935 B	2:39.083	1:26.071	47.781	86.1	23:42.647						
	8	1	3:04.928	51.882	1:24.357	48.689	136.3	26:47.575						
	9	1	3:03.753	51.273	1:24.613	47.867	137.2	29:51.328						
10	1	3:02.336	52.555	1:22.492	47.289	138.3	32:53.664							
11	1	3:06.854	56.003	1:22.960	47.891	134.9	36:00.518							
161	1. James WHELAN ALFA ROMEO GT Junior SD						9	1	3:19.435	55.129	1:26.361	57.945	126.4	31:09.436
	10	1	4:09.530	1:09.322	1:50.705	1:09.503	101.0	35:18.966						
	1	1	3:31.787	1:09.650	1:29.011	53.126	117.0	3:31.787						
	2	1	3:19.940	58.365	1:29.463	52.112	126.1	6:51.727						
	3	1	3:16.601	56.094	1:29.646	50.861	128.3	10:08.328						
	4	1	3:13.004	54.785	1:27.069	51.150	130.6	13:21.332						
	5	1	3:11.847	55.335	1:25.755	50.757	131.4	16:33.179						
	6	1	3:11.669	55.234	1:24.985	51.450	131.6	19:44.848						
	7	1	3:12.176	55.918	1:25.329	50.929	131.2	22:57.024						
	8	1	4:52.977 B	2:34.037	1:27.762	51.178	86.1	27:50.001						
	163	1. Andrew MAYNARD 2. Colin PORTER JAGUAR XJ40 MA						9	1	3:19.435	55.129	1:26.361	57.945	126.4
10		1	4:09.530	1:09.322	1:50.705	1:09.503	101.0	35:18.966						
1		1	3:30.571	1:06.529	1:30.007	54.035	117.7	3:30.571						
2		1	3:31.098	54.907	1:41.393	54.798	119.4	7:01.669						
3		1	3:16.771	55.756	1:28.911	52.104	128.1	10:18.440						
4		1	3:16.102	54.158	1:28.685	53.259	128.6	13:34.542						
5		1	3:13.741	53.513	1:27.694	52.534	130.1	16:48.283						
6		1	5:03.714 B	2:41.092	1:30.092	52.530	83.0	21:51.997						
7		1	3:21.094	56.874	1:29.371	54.849	125.4	25:13.091						
8		1	3:09.919	54.805	1:24.067	51.047	132.8	28:23.010						
9		1	3:10.969	54.248	1:26.093	50.628	132.0	31:33.979						
10	1	3:09.702	54.720	1:24.741	50.241	132.9	34:43.681							
176	1. James MELADY MG B SD						9	1	3:19.435	55.129	1:26.361	57.945	126.4	31:09.436
	10	1	4:09.530	1:09.322	1:50.705	1:09.503	101.0	35:18.966						
	1	1	4:06.708	1:23.981	1:41.539	1:01.188	100.4	4:06.708						
	2	1	3:44.663	1:03.804	1:41.112	59.747	112.2	7:51.371						
	3	1	3:42.266	1:03.517	1:39.258	59.491	113.4	11:33.637						
	4	1	3:40.132	1:03.072	1:37.902	59.158	114.5	15:13.769						
	5	1	3:41.115	1:04.351	1:38.001	58.763	114.0	18:54.884						
	6	1	5:26.066 B	2:49.923	1:37.934	58.209	77.3	24:20.950						
	7	1	3:43.766	1:02.220	1:41.774	59.772	112.7	28:04.716						
	8	1	3:40.635	1:03.304	1:37.080	1:00.251	114.3	31:45.351						
	9	1	3:39.753	1:03.856	1:37.002	58.895	114.7	35:25.104						
241	1. Anthony LUCAS 2. Darren ROBERTS AUSTIN Mini Cooper SE						9	1	3:19.435	55.129	1:26.361	57.945	126.4	31:09.436
	10	1	4:09.530	1:09.322	1:50.705	1:09.503	101.0	35:18.966						
	1	1	3:43.300	1:23.017	1:28.783	51.500	110.9	3:43.300						
	2	1	3:18.605	55.821	1:27.938	54.846	127.0	7:01.905						
	3	1	3:17.153	56.579	1:28.592	51.982	127.9	10:19.058						
	4	1	3:13.698	54.048	1:28.701	50.949	130.2	13:32.756						
	5	1	3:07.368	53.889	1:24.099	49.380	134.6	16:40.124						
	6	1	3:07.429	53.618	1:24.233	49.578	134.5	19:47.553						
	7	1	5:23.623 B	2:49.586	1:37.855	56.182	77.9	25:11.176						
	8	1	3:26.418	58.947	1:31.766	55.705	122.2	28:37.594						
	9	1	3:25.985	58.329	1:32.617	55.039	122.4	32:03.579						
10	1	3:26.299	58.141	1:31.284	56.874	122.2	35:29.878							
304	1. Michael GERMANN ELVA Courier Mk1 HTGT						9	1	3:19.435	55.129	1:26.361	57.945	126.4	31:09.436
	10	1	4:09.530	1:09.322	1:50.705	1:09.503	101.0	35:18.966						
	1	1	3:26.667	1:04.582	1:29.522	52.563	119.9	3:26.667						
	2	1	3:17.365	56.533	1:28.390	52.442	127.8	6:44.032						
	3	1	3:12.505	55.489	1:26.632	50.384	131.0	9:56.537						
	4	1	3:12.468	54.530	1:26.954	50.984	131.0	13:09.005						
	5	1	3:09.803	54.246	1:25.135	50.422	132.8	16:18.808						
	6	1	3:07.448	54.860	1:22.815	49.773	134.5	19:26.256						
	7	1	3:10.907	55.430	1:25.192	50.285	132.1	22:37.163						
	8	1	4:50.820 B	2:34.374	1:26.270	50.176	86.7	27:27.983						
	9	1	3:11.198	55.484	1:25.137	50.577	131.9	30:39.181						

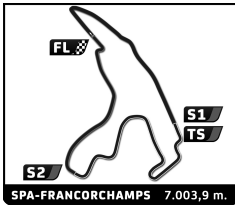


4-CSCC Classic & Morgan Challenge & Bri Spa Summer Classic Race 2

Sector Analysis

— Invalidated Lap ■ Personal Best ■ Session Best B Crossing the pit lane

Lap	D	Time	Sector 1	Sector 2	Sector 3	Kph	Elapsed	Lap	D	Time	Sector 1	Sector 2	Sector 3	Kph	Elapsed
10	1	3:17.024	55.205	1:29.910	51.909	128.0	33:56.205	10	1	3:09.500	56.654	1:23.146	49.700	133.1	34:41.069
307		1.Robin ROZEMA					MG A HTGT	320		1.Jean Pierre FAZI					TRIUMPH TR4 HTGT
1	1	3:36.323	1:17.896	1:25.268	53.159	114.5	3:36.323	1	1	4:07.684	1:28.775	1:38.456	1:00.453	100.0	4:07.684
2	1	3:15.677	56.425	1:27.887	51.365	128.9	6:52.000	2	1	3:45.597	1:04.267	1:42.005	59.325	111.8	7:53.281
3	1	3:14.829	56.942	1:27.155	50.732	129.4	10:06.829	3	1	3:43.125	1:02.552	1:41.109	59.464	113.0	11:36.406
4	1	3:10.059	55.861	1:22.426	51.772	132.7	13:16.888	4	1	3:43.699	1:03.936	1:40.093	59.670	112.7	15:20.105
5	1	4:49.978 B	2:36.870	1:22.173	50.935	87.0	18:06.866	5	1	5:34.469 B	2:54.384	1:41.843	58.242	75.4	20:54.574
6	1	3:08.790	55.811	1:22.098	50.881	133.6	21:15.656	6	1	3:42.937	1:04.007	1:40.882	58.048	113.1	24:37.511
7	1	3:09.391	57.289	1:21.454	50.648	133.1	24:25.047	7	1	3:37.847	1:01.462	1:38.759	57.626	115.7	28:15.358
8	1	3:09.474	56.480	1:21.947	51.047	133.1	27:34.521	8	1	3:45.333	1:04.389	1:39.414	1:01.530	111.9	32:00.691
9	1	3:13.372	57.026	1:25.064	51.282	130.4	30:47.893	9	1	3:38.234	1:03.045	1:37.989	57.200	115.5	35:38.925
10	1	3:12.595	57.554	1:22.120	52.921	130.9	34:00.488								
308		1.Albert VAN DER WAL					MG B HTGT	323		1.Stephan GUNTER					MG B HTGT
1	1	3:14.733	59.450	1:24.658	50.625	127.2	3:14.733	1	1	3:37.600	1:20.367	1:24.530	52.703	113.9	3:37.600
2	1	3:10.043	56.632	1:22.342	51.069	132.7	6:24.776	2	1	3:14.618	56.507	1:27.373	50.738	129.6	6:52.218
3	1	3:21.614	59.019	1:25.135	57.460	125.1	9:46.390	3	1	13:28.248	55.437	...	51.315	31.2	20:20.466
								4	1	3:11.843	55.896	1:24.894	51.053	131.4	23:32.309
316		1.Michael HEUSEL					MG B HTGT	5	1	3:11.615	57.670	1:23.879	50.066	131.6	26:43.924
1	1	3:26.782	1:05.190	1:29.402	52.190	119.8	3:26.782	6	1	3:46.086 B	55.203	1:26.053	1:24.830	111.5	30:30.010
2	1	3:17.462	56.879	1:28.768	51.815	127.7	6:44.244								
3	1	3:18.098	56.130	1:27.998	53.970	127.3	10:02.342	329		1.Raymond KLOMPSTRA					TVR Vixen S4 HTGT
								1	1	3:25.018	1:02.882	1:29.571	52.565	120.8	3:25.018
317		1.Jan BAKKER					MG A HTGT	2	1	3:18.279	57.612	1:27.808	52.859	127.2	6:43.297
1	1	3:23.004	59.961	1:30.304	52.739	122.0	3:23.004	3	1	3:15.498	56.619	1:27.361	51.518	129.0	9:58.795
2	1	3:15.954	55.679	1:28.068	52.207	128.7	6:38.958	4	1	3:16.177	56.107	1:27.644	52.246	128.5	13:14.972
3	1	3:14.285	56.397	1:26.714	51.174	129.8	9:53.243	5	1	4:49.456 B	2:32.260	1:25.003	52.193	87.1	18:04.428
4	1	3:14.171	56.766	1:25.986	51.419	129.9	13:07.414	6	1	3:13.191	56.884	1:24.571	51.736	130.5	21:17.619
5	1	3:11.179	55.606	1:24.571	51.002	131.9	16:18.593	7	1	3:10.370	55.783	1:24.304	50.283	132.4	24:27.989
6	1	3:10.042	55.621	1:23.558	50.863	132.7	19:28.635	8	1	3:12.464	55.736	1:24.927	51.801	131.0	27:40.453
7	1	4:55.470 B	2:41.328	1:24.210	49.932	85.3	24:24.105	9	1	3:10.339	55.361	1:24.160	50.818	132.5	30:50.792
8	1	3:08.122	54.641	1:23.005	50.476	134.0	27:32.227	10	1	3:10.212	54.865	1:24.609	50.738	132.6	34:01.004
9	1	3:09.593	54.938	1:24.539	50.116	133.0	30:41.820								
10	1	3:11.616	54.724	1:25.482	51.410	131.6	33:53.436	340		1.Piet NIEUWLAND					MGB GT HTGT
319		1.Theodor HENNEKEN					MG B HTGT	1	1	3:40.765	1:13.278	1:30.578	56.909	112.2	3:40.765
1	1	3:32.146	1:07.298	1:30.943	53.905	116.8	3:32.146	2	1	3:26.837	1:00.060	1:32.419	54.358	121.9	7:07.602
2	1	3:22.842	58.363	1:31.933	52.546	124.3	6:54.988	3	1	3:28.127	1:01.498	1:31.719	54.910	121.1	10:35.729
3	1	3:18.800	57.518	1:29.191	52.091	126.8	10:13.788	4	1	5:06.148 B	2:39.935	1:31.629	54.584	82.4	15:41.877
4	1	3:16.341	57.188	1:27.531	51.622	128.4	13:30.129	5	1	3:26.247	1:00.161	1:31.648	54.438	122.3	19:08.124
5	1	3:19.027	57.307	1:29.017	52.703	126.7	16:49.156	6	1	3:24.749	59.477	1:30.624	54.648	123.1	22:32.873
6	1	3:17.711	59.496	1:26.303	51.912	127.5	20:06.867	7	1	3:27.340	59.688	1:32.556	55.096	121.6	26:00.213
7	1	4:59.812 B	2:40.097	1:29.157	50.558	84.1	25:06.679	8	1	3:26.589	1:00.109	1:31.293	55.187	122.0	29:26.802
8	1	3:11.399	56.929	1:23.750	50.720	131.7	28:18.078	9	1	3:23.989	59.388	1:30.800	53.801	123.6	32:50.791
9	1	3:13.491	58.632	1:24.657	50.202	130.3	31:31.569	10	1	3:22.591	59.102	1:29.492	53.997	124.5	36:13.382
								344		1.Frank JURA					TRIUMPH TR4 HTGT



4-CSCC Classic & Morgan Challenge & Bri Spa Summer Classic Race 2

Sector Analysis

— Invalidated Lap ■ Personal Best ■ Session Best B Crossing the pit lane

Lap	D	Time	Sector 1	Sector 2	Sector 3	Kph	Elapsed	Lap	D	Time	Sector 1	Sector 2	Sector 3	Kph	Elapsed
1	1	4:07.427	1:28.400	1:37.598	1:01.429	100.1	4:07.427	1	1	3:29.824	1:07.546	1:29.526	52.752	118.1	3:29.824
2	1	3:44.625	1:07.069	1:37.896	59.660	112.2	7:52.052	2	1	3:16.208	55.685	1:29.473	51.050	128.5	6:46.032
3	1	3:42.317	1:06.460	1:36.041	59.816	113.4	11:34.369	3	1	3:13.811	55.343	1:27.585	50.883	130.1	9:59.843
4	1	3:37.170	1:03.725	1:34.852	58.593	116.1	15:11.539	4	1	3:14.874	54.713	1:27.541	52.620	129.4	13:14.717
5	1	5:29.366 B	2:57.065	1:34.048	58.253	76.6	20:40.905	5	1	3:13.531	55.464	1:26.452	51.615	130.3	16:28.248
6	1	3:36.069	1:03.802	1:34.436	57.831	116.7	24:16.974	6	1	5:06.273 B	2:39.586	1:31.134	55.553	82.3	21:34.521
7	1	3:37.733	1:03.661	1:35.951	58.121	115.8	27:54.707	7	1	3:38.201	1:04.660	1:36.575	56.966	115.6	25:12.722
8	1	3:33.720	1:04.690	1:32.281	56.749	118.0	31:28.427	8	1	4:03.784 B	1:02.568	1:36.114	1:25.102	103.4	29:16.506
9	1	3:34.873	1:03.660	1:33.765	57.448	117.3	35:03.300								

349 1. Jon WOLFE MGB GT V8 HTGT

1	1	3:22.455	1:01.048	1:29.708	51.699	122.4	3:22.455
2	1	3:15.970	55.292	1:28.603	52.075	128.7	6:38.425
3	1	3:15.067	53.798	1:29.025	52.244	129.3	9:53.492
4	1	3:13.220	54.053	1:27.992	51.175	130.5	13:06.712
5	1	4:50.115 B	2:31.407	1:27.889	50.819	86.9	17:56.827
6	1	3:11.360	53.083	1:27.424	50.853	131.8	21:08.187
7	1	3:12.646	54.990	1:26.731	50.925	130.9	24:20.833
8	1	3:10.619	53.206	1:26.937	50.476	132.3	27:31.452
9	1	3:09.630	53.187	1:26.462	49.981	133.0	30:41.082
10	1	3:11.631	52.385	1:28.322	50.924	131.6	33:52.713

351 1. Franz DURRER AUSTIN Cooper S HTGT

1	1	3:28.534	1:08.730	1:28.717	51.087	118.8	3:28.534
2	1	3:12.667	56.209	1:26.211	50.247	130.9	6:41.201
3	1	3:14.350	54.833	1:26.767	52.750	129.7	9:55.551
4	1	3:12.165	55.040	1:26.835	50.290	131.2	13:07.716
5	1	3:11.666	55.984	1:25.030	50.652	131.6	16:19.382
6	1	3:09.729	55.187	1:24.249	50.293	132.9	19:29.111
7	1	3:12.244	57.233	1:23.620	51.391	131.2	22:41.355
8	1	3:12.063	56.043	1:24.959	51.061	131.3	25:53.418
9	1	5:02.258 B	2:46.741	1:24.331	51.186	83.4	30:55.676
10	1	3:09.720	55.438	1:23.804	50.478	132.9	34:05.396

354 1. Konrad BLUM MG B HTGT

1	1	3:13.415	58.643	1:25.066	49.706	128.1	3:13.415
2	1	3:05.240	53.331	1:23.378	48.531	136.1	6:18.655
3	1	3:02.690	53.080	1:21.887	47.723	138.0	9:21.345
4	1	3:04.830	54.661	1:21.382	48.787	136.4	12:26.175
5	1	3:01.820	52.650	1:21.543	47.627	138.7	15:27.995
6	1	3:00.091	52.453	1:20.288	47.350	140.0	18:28.086
7	1	4:46.921 B	2:34.851	1:20.903	51.167	87.9	23:15.007
8	1	3:01.142	53.577	1:19.237	48.328	139.2	26:16.149
9	1	2:59.531	52.741	1:19.240	47.550	140.4	29:15.680
10	1	3:00.494	53.068	1:19.432	47.994	139.7	32:16.174
11	1	3:01.648	54.101	1:19.471	48.076	138.8	35:17.822

357 1. Detlef WALTER WARWICK GT 350 HTGT

1	1	3:13.415	58.643	1:25.066	49.706	128.1	3:13.415
2	1	3:05.240	53.331	1:23.378	48.531	136.1	6:18.655
3	1	3:02.690	53.080	1:21.887	47.723	138.0	9:21.345
4	1	3:04.830	54.661	1:21.382	48.787	136.4	12:26.175
5	1	3:01.820	52.650	1:21.543	47.627	138.7	15:27.995
6	1	3:00.091	52.453	1:20.288	47.350	140.0	18:28.086
7	1	4:46.921 B	2:34.851	1:20.903	51.167	87.9	23:15.007
8	1	3:01.142	53.577	1:19.237	48.328	139.2	26:16.149
9	1	2:59.531	52.741	1:19.240	47.550	140.4	29:15.680
10	1	3:00.494	53.068	1:19.432	47.994	139.7	32:16.174
11	1	3:01.648	54.101	1:19.471	48.076	138.8	35:17.822

364 1. Rene GRÜTER MG B HTGT

1	1	3:07.994	56.228	1:23.128	48.638	131.8	3:07.994
2	1	3:02.084	52.787	1:20.727	48.570	138.5	6:10.078
3	1	3:04.726	53.499	1:22.768	48.459	136.5	9:14.804
4	1	3:06.821	55.561	1:22.191	49.069	135.0	12:21.625
5	1	4:52.651 B	2:42.049	1:21.630	48.972	86.2	17:14.276
6	1	3:01.033	52.842	1:20.180	48.011	139.3	20:15.309
7	1	3:03.979	53.935	1:21.969	48.075	137.0	23:19.288
8	1	3:01.309	53.806	1:19.910	47.593	139.1	26:20.597
9	1	3:01.304	53.106	1:19.743	48.455	139.1	29:21.901
10	1	3:02.113	53.296	1:20.307	48.510	138.5	32:24.014
11	1	3:03.207	53.518	1:20.939	48.750	137.6	35:27.221

365 1. Domenic SPICER TRIUMPH TR5 HTGT
2. Lim CHENG

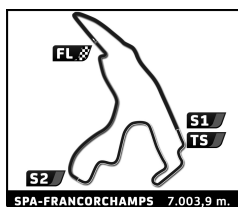
1	1	3:27.441	1:05.235	1:30.691	51.515	119.4	3:27.441
2	1	3:19.767	56.654	1:30.458	52.655	126.2	6:47.208
3	1	3:14.652	55.143	1:27.992	51.517	129.5	10:01.860
4	1	3:13.720	54.611	1:27.426	51.683	130.2	13:15.580
5	1	3:13.683	55.322	1:27.193	51.168	130.2	16:29.263
6	1	3:12.177	54.293	1:26.419	51.465	131.2	19:41.440
7	1	5:32.602 B	3:03.792	1:32.082	56.728	75.8	25:14.042
8	1	3:15.319	54.898	1:28.028	52.393	129.1	28:29.361
9	1	3:17.068	54.416	1:28.599	54.053	127.9	31:46.429
10	1	3:15.320	53.744	1:29.882	51.694	129.1	35:01.749

377 1. Marcel KUTAK LOTUS Elan 26 HTGT

1	1	3:14.231	57.573	1:25.850	50.808	127.6	3:14.231
2	1	3:09.358	53.173	1:25.753	50.432	133.2	6:23.589
3	1	3:07.681	52.584	1:25.828	49.269	134.3	9:31.270
4	1	3:09.718	54.492	1:25.613	49.613	132.9	12:40.988
5	1	4:47.778 B	2:29.493	1:25.715	52.570	87.6	17:28.766
6	1	3:08.154	54.097	1:23.655	50.402	134.0	20:36.920
7	1	3:06.572	52.389	1:24.374	49.809	135.1	23:43.492
8	1	3:05.197	52.103	1:23.820	49.274	136.1	26:48.689
9	1	3:04.128	50.907	1:24.169	49.052	136.9	29:52.817
10	1	3:03.173	51.266	1:23.867	48.040	137.7	32:55.990
11	1	3:06.054	53.440	1:24.135	48.479	135.5	36:02.044

381 1. Göran OTTOSSON MGB GT HTGT
2. Daniel OTTOSSON

1	1	3:13.415	58.643	1:25.066	49.706	128.1	3:13.415
2	1	3:05.240	53.331	1:23.378	48.531	136.1	6:18.655
3	1	3:02.690	53.080	1:21.887	47.723	138.0	9:21.345
4	1	3:04.830	54.661	1:21.382	48.787	136.4	12:26.175
5	1	3:01.820	52.650	1:21.543	47.627	138.7	15:27.995
6	1	3:00.091	52.453	1:20.288	47.350	140.0	18:28.086
7	1	4:46.921 B	2:34.851	1:20.903	51.167	87.9	23:15.007
8	1	3:01.142	53.577	1:19.237	48.328	139.2	26:16.149
9	1	2:59.531	52.741	1:19.240	47.550	140.4	29:15.680
10	1	3:00.494	53.068	1:19.432	47.994	139.7	32:16.174
11	1	3:01.648	54.101	1:19.471	48.076	138.8	35:17.822



4-CSCC Classic & Morgan Challenge & Bri Spa Summer Classic Race 2

Sector Analysis

— Invalidated Lap ■ Personal Best ■ Session Best B Crossing the pit lane

Lap	D	Time	Sector 1	Sector 2	Sector 3	Kph	Elapsed	Lap	D	Time	Sector 1	Sector 2	Sector 3	Kph	Elapsed
1	1	3:41.143	1:14.788	1:31.860	54.495	112.0	3:41.143	9	1	3:24.204	58.661	1:31.268	54.275	123.5	32:52.049
2	1	3:24.023	1:00.278	1:30.323	53.422	123.6	7:05.166	10	1	3:22.084	58.813	1:29.182	54.089	124.8	36:14.133
3	1	3:23.516	59.141	1:30.760	53.615	123.9	10:28.682								
4	1	3:20.435	58.791	1:28.162	53.482	125.8	13:49.117								
5	1	3:20.582	59.083	1:28.284	53.215	125.7	17:09.699								
6	1	6:08.634 B	3:31.587	1:37.015	1:00.032	68.4	23:18.333								
7	1	3:33.402	1:01.756	1:34.916	56.730	118.2	26:51.735								
8	1	3:30.617	1:01.107	1:33.194	56.316	119.7	30:22.352								
9	1	3:29.187	1:02.271	1:32.373	54.543	120.5	33:51.539								

Lap	D	Time	Sector 1	Sector 2	Sector 3	Kph	Elapsed
1	1	4:50.149 B	1:29.372	1:48.484	1:32.293	85.4	4:50.149

384 1.Christian HENKE
2.Florian LÜBBERT

LOTUS Elan
HTGT

Lap	D	Time	Sector 1	Sector 2	Sector 3	Kph	Elapsed
1	1	4:50.149 B	1:29.372	1:48.484	1:32.293	85.4	4:50.149

386 1.Marcus WEIDENBACH

TRIUMPH TR 6
HTGT

1	1	3:19.982	59.598	1:30.148	50.236	123.9	3:19.982
2	1	3:14.634	54.111	1:28.791	51.732	129.5	6:34.616
3	1	3:13.465	53.814	1:30.375	49.276	130.3	9:48.081
4	1	3:08.828	53.299	1:26.720	48.809	133.5	12:56.909
5	1	3:05.747	53.307	1:24.128	48.312	135.7	16:02.656
6	1	3:07.801	52.401	1:26.891	48.509	134.3	19:10.457
7	1	4:46.075 B	2:32.825	1:25.002	48.248	88.1	23:56.532
8	1	3:06.629	52.594	1:25.058	48.977	135.1	27:03.161
9	1	3:05.466	52.119	1:24.152	49.195	136.0	30:08.627
10	1	3:04.723	52.697	1:23.438	48.588	136.5	33:13.350
11	1	3:05.901	52.859	1:23.725	49.317	135.6	36:19.251

388 1.Laurence NESBACH

MORGAN +8
HTGT

1	1	3:04.512	54.942	1:22.534	47.036	134.3	3:04.512
2	1	3:00.404	51.006	1:22.808	46.590	139.8	6:04.916
3	1	2:59.740	50.846	1:21.963	46.931	140.3	9:04.656
4	1	3:01.610	52.738	1:22.005	46.867	138.8	12:06.266
5	1	3:01.176	50.933	1:21.659	48.584	139.2	15:07.442
6	1	4:34.870 B	2:26.662	1:21.263	46.945	91.7	19:42.312
7	1	3:03.186	51.314	1:24.363	47.509	137.6	22:45.498
8	1	3:00.791	50.649	1:22.357	47.785	139.5	25:46.289
9	1	3:04.280	51.928	1:23.344	49.008	136.8	28:50.569
10	1	3:06.733	54.787	1:23.737	48.209	135.0	31:57.302
11	1	2:59.752	50.947	1:21.572	47.233	140.3	34:57.054

397 1.Bruno STOLLER

TRIUMPH Dolomite Sprint
HTGT

1	1	3:48.189	1:15.615	1:36.408	56.166	108.6	3:48.189
2	1	3:26.095	59.798	1:31.368	54.929	122.3	7:14.284
3	1	3:27.144	59.033	1:32.475	55.636	121.7	10:41.428
4	1	3:28.106	59.157	1:32.263	56.686	121.2	14:09.534
5	1	5:07.999 B	2:41.446	1:32.268	54.285	81.9	19:17.533
6	1	3:24.286	58.499	1:29.919	55.868	123.4	22:41.819
7	1	3:25.003	59.263	1:31.603	54.137	123.0	26:06.822
8	1	3:21.023	58.276	1:28.048	54.699	125.4	29:27.845

399 1.Kees ROZEMAN

MG A
HTGT

1	1	3:25.069	1:02.480	1:29.117	53.472	120.8	3:25.069
2	1	3:17.566	57.703	1:28.022	51.841	127.6	6:42.635
3	1	3:14.952	56.651	1:26.045	52.256	129.3	9:57.587
4	1	3:13.823	55.824	1:26.378	51.621	130.1	13:11.410
5	1	3:10.870	56.215	1:24.402	50.253	132.1	16:22.280
6	1	4:50.017 B	2:36.516	1:23.069	50.432	86.9	21:12.297
7	1	3:10.257	56.942	1:22.684	50.631	132.5	24:22.554
8	1	3:10.295	56.051	1:23.960	50.284	132.5	27:32.849
9	1	3:09.318	55.507	1:23.765	50.046	133.2	30:42.167
10	1	3:11.817	55.826	1:24.264	51.727	131.4	33:53.984

421 1.Steven CHAPLIN

MG Midget
SA

1	1	3:24.588	1:04.033	1:28.677	51.878	121.1	3:24.588
2	1	3:14.705	55.458	1:26.898	52.349	129.5	6:39.293
3	1	3:14.867	54.948	1:27.335	52.584	129.4	9:54.160
4	1	3:15.367	56.524	1:27.118	51.725	129.1	13:09.527
5	1	3:09.614	54.235	1:23.957	51.422	133.0	16:19.141
6	1	3:09.772	55.518	1:23.384	50.870	132.9	19:28.913
7	1	4:29.904 B	2:15.094	1:24.694	50.116	93.4	23:58.817
8	1	3:09.407	54.880	1:24.792	49.735	133.1	27:08.224
9	1	3:08.944	54.979	1:22.867	51.098	133.4	30:17.168
10	1	3:07.052	55.340	1:21.849	49.863	134.8	33:24.220
11	1	3:07.519	55.065	1:22.460	49.994	134.5	36:31.739

521 1.Martin PRATT

MORGAN Plus 8
H

1	1	3:07.232	55.418	1:23.479	48.335	132.3	3:07.232
2	1	3:01.813	51.199	1:21.554	49.600	138.7	6:09.045
3	1	3:00.662	51.267	1:21.686	47.709	139.6	9:09.707
4	1	3:01.490	51.634	1:22.217	47.639	138.9	12:11.197
5	1	3:01.950	50.726	1:20.599	50.625	138.6	15:13.147
6	1	3:00.326	51.309	1:21.274	47.743	139.8	18:13.473
7	1	3:03.100	50.501	1:22.607	49.992	137.7	21:16.573
8	1	4:43.421 B	2:31.159	1:23.114	49.148	89.0	25:59.994
9	1	3:02.071	51.529	1:21.721	48.821	138.5	29:02.065
10	1	3:06.915	57.164	1:21.669	48.082	134.9	32:08.980
11	1	3:00.646	51.551	1:20.880	48.215	139.6	35:09.626