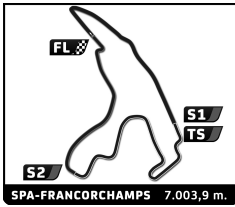


3-CSCC Modern Int. & Ramair BMW Cham Spa Summer Classic Qualifying

Sector Analysis

— Invalidated Lap ■ Personal Best ■ Session Best B Crossing the pit lane

Lap	D	Time	Sector 1	Sector 2	Sector 3	T.Sp	Elapsed	Lap	D	Time	Sector 1	Sector 2	Sector 3	T.Sp	Elapsed
1 1.Jack ROBINSON 2.Tom ROBINSON JAGUAR XK8 M-A								9 1.Aidan FARRELL 2.David WHELAN PORSCHE 911 993 RSR Cup M-A							
1	1	25:42.347					25:42.347	1	1	4:19.371	1:48.127	1:37.307	53.937	128.6	4:19.371
2	1	2:54.183					28:36.530	2	1	3:39.675	57.210	1:31.132	1:11.333	163.6	7:59.046
3	1	2:48.911					31:25.441	3	1	17:11.601 B	...	1:28.168	50.401	153.6	25:10.647
2 1.Stephen WARNER 2.Martin TYTE MINI Cooper S R53 (S/C) TT-C								10 1.John COCKERTON BMW M3 E46 N-M							
1	1	4:21.605	1:44.834	1:38.915	57.856	135.3	4:21.605	1	1	3:28.667	1:13.283	1:26.990	48.394	165.6	3:28.667
2	1	3:40.825	56.436	1:32.658	1:11.731	161.7	8:02.430	2	1	2:45.109	45.819	1:14.581	44.709	229.3	6:13.776
3	1	18:24.055 B	...	1:31.907	56.419	152.1	26:26.485	3	1	3:48.469	1:03.717	1:32.646	1:12.106	126.6	10:02.245
4	1	3:15.448	56.073	1:26.974	52.401	159.3	29:41.933	4	1	16:04.150 B	...	1:18.176	44.395	183.1	26:06.395
5	1	3:16.748	54.703	1:29.173	52.872	162.7	32:58.681	5	1	2:48.973	47.578	1:16.622	44.773	221.8	28:55.368
6	1	3:10.310	54.815	1:24.937	50.558	168.7	36:08.991	6	1	2:43.324	46.095	1:14.403	42.826	231.8	31:38.692
3 1.David MARSON ABARTH 500 (T) TT-E								14 1.David MEENAN CATERHAM CSR Mag-SC							
1	1	3:30.065	1:00.570	1:33.027	56.468	126.3	3:30.065	1	1	3:21.757	1:04.683	1:30.453	46.621	153.0	3:21.757
2	1	3:13.960	58.229	1:24.063	51.668	167.4	6:44.025	2	1	2:50.373	46.959	1:19.768	43.646	195.7	6:12.130
4 1.Kenny COLEMAN BMW M3 E92 BMW-A								15 1.Graham CROWHURST BMW M3 E46 BMW-B							
1	1	4:40.506	2:24.284	1:28.669	47.553	144.8	4:40.506	1	1	4:34.921	2:21.889	1:26.951	46.081	136.7	4:34.921
2	1	3:25.282	49.504	1:24.701	1:11.077	188.5	8:05.788	2	1	3:19.471	48.404	1:19.595	1:11.472	219.5	7:54.392
3	1	16:52.178 B	...	1:20.344	43.833	177.6	24:57.966	3	1	16:49.530 B	...	1:16.806	44.338	205.3	24:43.922
4	1	2:46.953	46.962	1:16.268	43.723	182.7	27:44.919	4	1	2:42.139	45.804	1:14.775	41.560	222.2	27:26.061
5	1	2:44.655	46.221	1:15.801	42.633	209.3	30:29.574	5	1	2:39.491	44.858	1:13.161	41.472	239.5	30:05.552
6	1	2:43.605	45.608	1:15.829	42.168	202.6	33:13.179	6	1	2:44.160	45.215	1:17.015	41.930	238.9	32:49.712
6 1.Richard MARSON ABARTH 595 Assetto Corsa (T) TT-E								16 1.Martin LEADBEATER CATERHAM 7 Mag-5B							
1	1	3:27.201	59.533	1:33.644	54.024	134.7	3:27.201	1	1	3:29.500	1:04.256	1:32.107	53.137	148.6	3:29.500
2	1	3:14.142	55.809	1:27.215	51.118	172.0	6:41.343	2	1	2:53.733	52.041	1:17.220	44.472	191.5	6:23.233
3	1	18:40.599 B	...	1:28.494	50.790	163.6	25:21.942	3	1	18:24.075 B	...	1:21.019	46.381	183.1	24:47.308
4	1	3:03.761	52.201	1:22.317	49.243	192.9	28:25.703	4	1	2:53.072	49.668	1:16.133	47.271	209.7	27:40.380
5	1	3:03.852	51.215	1:23.008	49.629	184.9	31:29.555	5	1	2:57.612	50.887	1:20.589	46.136	193.2	30:37.992
6	1	3:02.009	51.140	1:22.043	48.826	198.9	34:31.564	6	1	2:48.674	48.345	1:16.819	43.510	185.6	33:26.666
7 1.Toby HARRIS 2.Lisa SELBY FORD Fiesta ST180 (T) TT-D								19 1.Steve GRIFFITHS GINETTA G20 M-B							
1	1	3:33.311	1:12.921	1:30.384	50.006	142.9	3:33.311	1	1	4:19.578 B	2:12.590	1:19.495	47.493	178.5	34:40.104
2	1	3:01.087	50.802	1:23.391	46.894	163.6	6:34.398								
3	1	18:00.109 B	...	1:22.361	45.649	161.0	24:34.507								
4	1	2:52.129	48.354	1:18.823	44.952	204.2	27:26.636								
5	1	2:53.890	48.385	1:20.260	45.245	212.2	30:20.526								
6	1	4:19.578 B	2:12.590	1:19.495	47.493	178.5	34:40.104								

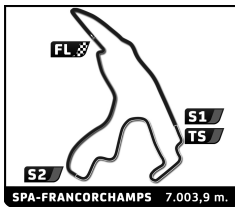


3-CSCC Modern Int. & Ramair BMW Cham Spa Summer Classic Qualifying

Sector Analysis

— Invalidated Lap ■ Personal Best ■ Session Best B Crossing the pit lane

Lap	D	Time	Sector 1	Sector 2	Sector 3	T.Spd	Elapsed	Lap	D	Time	Sector 1	Sector 2	Sector 3	T.Spd	Elapsed
20	1. David SHARP LOTUS Elise S1 M-C							4	1	2:32.276	42.634	1:10.219	39.423	243.2	27:17.649
	5	1	2:31.688	41.963	1:09.928	39.797	218.2	29:49.337							
	6	1	2:33.855	43.093	1:10.844	39.918	216.4	32:23.192							
	7	1	2:31.925	41.356	1:10.729	39.840	237.9	34:55.117							
	1	1	3:40.027	1:13.973	1:30.055	55.999	142.1	3:40.027							
	2	1	3:19.033	55.283	1:29.160	54.590	179.7	7:00.496							
	3	1	17:58.932 B	...	1:33.344	50.122	167.2	24:59.428							
23	1. Nathan WELLS BMW M3 E46 GTR BMW-A							1	1	3:30.886	1:11.376	1:30.605	48.905	128.7	3:30.886
	2	1	2:52.724	52.306	1:16.275	44.143	184.9	6:23.610							
	3	1	18:20.478 B	...	1:20.555	47.633	161.7	24:44.088							
	4	1	2:49.743	50.180	1:16.292	43.271	193.2	27:33.831							
	5	1	2:48.733	47.776	1:16.608	44.349	197.8	30:22.564							
	6	1	4:02.930 B	2:09.918	1:11.141	41.871	217.3	34:25.494							
	1	1	2:53.447	46.904	1:17.511	49.032	172.0	2:53.447							
27	1. Roger HAMILTON GINETTA G20 M-C							1	1	3:13.707	55.158	1:29.151	49.398	111.0	3:13.707
	2	1	2:47.451	48.388	1:17.094	41.969	204.9	6:01.158							
	3	1	3:36.568	56.544	1:38.508	1:01.516	123.1	9:37.726							
	4	1	16:17.160 B	...	1:18.666	44.357	191.8	25:54.886							
	5	1	2:42.762	46.005	1:14.995	41.762	213.0	28:37.648							
	6	1	2:40.365	46.666	1:12.927	40.772	234.8	31:18.013							
	7	1	2:43.960	44.871	1:16.071	43.018	222.2	34:01.973							
36	1. Mark SMITH 2. Arran MOULTON-SMITH BMW M3 E36 Evo S-C							1	1	4:35.849	2:09.292	1:34.863	51.694	159.5	4:35.849
	2	1	3:35.537	54.724	1:25.071	1:15.742	190.8	8:11.386							
	3	1	16:38.086 B	...	1:22.767	43.598	169.0	24:49.472							
	4	1	2:42.437	46.493	1:14.078	41.866	223.6	27:31.909							
	5	1	2:37.088	45.638	1:11.224	40.226	241.1	30:08.997							
	6	1	2:36.736	44.903	1:11.541	40.292	235.3	32:45.733							
	7	1	2:36.320	45.081	1:09.571	41.668	237.4	35:22.053							
39	1. Nigel MUSTILL 2. Craig DOLBY BMW GT3 (T) S-HC							1	1	25:22.689	...	1:25.908	44.543	160.0	25:22.689
	2	1	2:45.464	45.821	1:15.895	43.748	200.4	28:08.153							
	3	1	4:30.661 B	2:46.150	1:07.469	37.042	208.5	32:38.814							
	4	1	2:23.425	41.231	1:06.092	36.102	270.0	35:02.239							
	1	1	3:34.563	1:16.156	1:28.348	50.059	142.9	3:34.563							
40	1. Stephen JAMES CATERHAM S3 Mag-SB							1	1	3:09.269	1:03.320	1:22.673	43.276	156.5	3:09.269
	2	1	2:33.152	44.127	1:10.192	38.833	219.1	5:42.421							
	3	1	3:40.781	43.535	1:47.757	1:09.489	227.4	9:23.202							
	4	1	16:26.736 B	...	1:23.194	42.887	176.5	25:49.938							
	5	1	2:38.519	45.989	1:12.970	39.560	237.9	28:28.457							
	6	1	2:33.181	42.501	1:11.538	39.142	237.9	31:01.638							
	7	1	2:30.343	42.003	1:08.988	39.352	237.9	33:31.981							
22	1. Richard GREEN 2. Pascal GREEN CATERHAM 420R Mag-SB							1	1	2:53.447	46.904	1:17.511	49.032	172.0	2:53.447
	2	1	2:37.023	45.842	1:10.611	40.570	226.4	5:30.470							
	3	1	3:56.245	1:13.282	1:31.993	1:10.970	151.7	9:26.715							
	4	1	16:18.474 B	...	1:17.633	41.239	207.3	25:45.189							
	5	1	2:37.482	45.141	1:11.840	40.501	239.5	28:22.671							
	6	1	2:36.744	44.394	1:12.652	39.698	238.9	30:59.415							
	7	1	2:34.655	44.378	1:10.047	40.230	208.9	33:34.070							
28	1. Thomas OATLEY 2. William OATLEY RENAULT Clio (T) TT-D							1	1	3:56.926	1:31.423	1:32.236	53.267	142.5	3:56.926
	2	1	3:19.144	53.735	1:22.314	1:03.095	192.2	7:16.070							
	3	1	18:36.822 B	...	1:27.693	49.010	137.1	25:52.892							
	4	1	3:02.186	54.863	1:20.583	46.740	189.8	28:55.078							
	5	1	2:58.680	51.821	1:19.015	47.844	197.4	31:53.758							
	6	1	3:00.433	52.865	1:20.775	46.793	180.9	34:54.191							
	1	1	25:55.717	25:55.717							
30	1. Neil HUGGINS 2. Lloyd HUGGINS LOTUS Exige S2 (S/C) N-B							1	1	3:09.677	29:05.394
	2	1	3:09.677	29:05.394							
	3	1	3:05.129	32:10.523							
	1	1	3:34.563	1:16.156	1:28.348	50.059	142.9	3:34.563							
	2	1	3:04.495	54.799	1:21.580	48.116	172.8	6:39.058							
	3	1	18:09.771 B	...	1:23.908	46.983	173.4	24:48.829							
	4	1	2:54.101	50.882	1:18.537	44.682	210.1	27:42.930							
33	1. Kevin CLARKE LAMBORGHINI Huracan ST LP620-2 S-HC							1	1	2:53.702	48.984	1:19.314	45.404	198.5	30:36.632
	2	1	2:48.165	49.291	1:14.718	44.156	207.3	33:24.797							
	1	1	4:55.231	2:51.846	1:20.872	42.513	163.9	4:55.231							
	2	1	3:19.598	42.923	1:21.228	1:15.447	235.8	8:14.829							
	3	1	16:30.544 B	...	1:19.385	41.769	177.9	24:45.373							
	1	1	3:04.027	1:13.973	1:30.055	55.999	142.1	3:40.027							
	2	1	3:19.033	55.283	1:29.160	54.590	179.7	7:00.496							

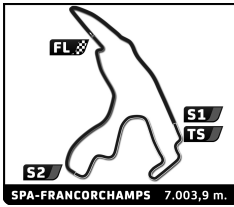


3-CSCC Modern Int. & Ramair BMW Cham Spa Summer Classic Qualifying

Sector Analysis

— Invalidated Lap ■ Personal Best ■ Session Best B Crossing the pit lane

Lap	D	Time	Sector 1	Sector 2	Sector 3	T.Spd	Elapsed	Lap	D	Time	Sector 1	Sector 2	Sector 3	T.Spd	Elapsed
41	1.Glyn DAVIES LOTUS Elise S1 M-C							3	1	2:39.521	47.327	1:11.658	40.536	235.8	35:16.232
	1	4:01.422	1:32.587	1:33.275	55.560	135.8	4:01.422								
	2	3:43.162	55.683	1:23.276	1:24.203	176.2	7:44.584								
	3	18:19.613 B	...	1:32.877	51.933	144.0	26:04.197								
	4	3:09.128	55.606	1:22.905	50.617	191.2	29:13.325								
	5	3:04.183	52.893	1:21.475	49.815	178.5	32:17.508								
	6	3:07.323	56.619	1:21.704	49.000	189.5	35:24.831								
42	1.Richard CARTER CATERHAM R300 Mag-SB							3	1	2:32.926	42.001	1:11.969	38.956	216.4	31:16.595
	1	3:10.074	1:03.046	1:22.509	44.519	154.7	3:10.074								
	2	2:38.970	45.395	1:12.561	41.014	222.2	5:49.044								
	3	3:35.258	47.738	1:37.681	1:09.839	167.2	9:24.302								
	4	16:24.712 B	...	1:20.930	43.300	170.6	25:49.014								
	5	2:42.100	47.444	1:13.449	41.207	223.6	28:31.114								
	6	2:39.239	44.995	1:11.962	42.282	231.8	31:10.353								
7	2:37.359	44.139	1:11.496	41.724	231.8	33:47.712									
44	1.Richard LONGDON 2.Rory LONGDON BMW M3 E46 N-M							3	1	2:59.445	51.355	1:20.903	47.187	204.9	33:56.693
	1	4:40.166	2:11.124	1:36.130	52.912	146.9	4:40.166								
	2	3:59.466	59.934	1:40.109	1:19.423	163.4	8:39.632								
	3	17:03.239 B	...	1:32.968	54.247	166.4	25:42.871								
	4	5:14.377 B	2:57.158	1:29.098	48.121	151.9	30:57.248								
	5	2:59.445	51.355	1:20.903	47.187	204.9	33:56.693								
45	1.Ian BAYLISS 2.George PILKINGTON Porsche 991.1 GT3 Cup S-A							3	1	2:52.519	48.936	1:17.214	46.369	184.9	27:47.292
	1	3:54.310	1:32.001	1:32.140	50.169	115.0	3:54.310								
	2	3:00.400	50.378	1:20.360	49.662	180.3	6:54.710								
	3	17:48.730 B	...	1:19.217	46.296	176.5	24:43.440								
	4	2:39.401	45.319	1:13.303	40.779	202.2	27:22.841								
	5	2:35.675	43.954	1:11.709	40.012	229.3	29:58.516								
46	1.Luca MASARATI Porsche Boxster S M-B							3	1	2:41.372	44.995	1:14.114	42.263	216.0	29:37.382
	1	3:45.552	1:29.280	1:27.437	48.835	154.9	3:45.552								
	2	3:01.847	53.308	1:20.734	47.805	204.2	6:47.399								
	3	17:50.017 B	...	1:21.284	47.023	193.9	24:37.416								
	4	3:02.476	51.819	1:22.749	47.908	201.5	27:39.892								
	5	2:59.612	51.010	1:20.639	47.963	214.7	30:39.504								
47	1.Niall BRADLEY BMW M3 E46 BMW-A							3	1	3:17.006	59.332	1:26.447	51.227	168.5	35:53.230
	1	6:16.505	4:06.720	1:20.870	48.915	189.5	6:16.505								
49	1.Roland JONES 2.Jason HOLYHEAD BMW 328i E36 M-B							3	1	4:32.999	1:59.615	1:37.906	55.478	139.5	4:32.999
	1	26:20.206 B	...	1:15.331	41.083	198.2	32:36.711								
51	1.Christian PITTARD CATERHAM 7 Mag-SC							3	1	3:26.788	1:09.627	1:27.710	49.451	139.7	3:26.788
	1	3:26.788	1:09.627	1:27.710	49.451	139.7	3:26.788								
	2	2:38.192	45.108	1:13.581	39.503	229.8	6:04.980								
	3	3:37.026	56.366	1:39.342	1:01.318	105.6	9:42.006								
	4	16:17.752 B	...	1:17.086	45.855	174.2	25:59.758								
	5	2:43.911	47.511	1:14.083	42.317	218.2	28:43.669								
	6	2:32.926	42.001	1:11.969	38.956	216.4	31:16.595								
57	1.Andrew JONES 2.Clive BLACK PEUGEOT 206 T-B2							3	1	2:50.703	49.184	1:16.801	44.718	207.7	33:31.275
	1	5:06.808	2:04.873	1:54.461	1:07.474	132.8	5:06.808								
	2	4:14.121	1:13.209	1:52.852	1:08.060	122.2	9:20.929								
	3	17:19.346 B	...	1:50.042	1:02.359	125.4	26:40.275								
	4	4:03.889	1:07.053	1:51.381	1:05.455	134.2	30:44.164								
59	1.Andrew MARSON ABARTH Asseho 500 Corse (T) TT-E							3	1	2:52.519	48.936	1:17.214	46.369	184.9	27:47.292
	1	3:31.997	1:03.826	1:32.520	55.651	147.5	3:31.997								
	2	2:57.292	51.547	1:19.659	46.086	186.2	6:29.289								
	3	18:25.484 B	...	1:20.110	46.217	185.9	24:54.773								
	4	2:52.519	48.936	1:17.214	46.369	184.9	27:47.292								
	5	2:53.280	48.807	1:17.130	47.343	203.4	30:40.572								
66	1.Alex TAYLOR TVR Tuscan Challenge M-T							3	1	2:41.372	44.995	1:14.114	42.263	216.0	29:37.382
	1	3:27.200	1:12.155	1:26.750	48.295	140.1	3:27.200								
	2	2:52.288	45.562	1:16.004	50.722	205.7	6:19.488								
	3	3:45.575	59.796	1:31.652	1:14.127	141.5	10:05.063								
	4	16:50.947 B	...	1:43.822	58.492	132.0	26:56.010								
	5	2:41.372	44.995	1:14.114	42.263	216.0	29:37.382								
67	1.Stephen GERRARD 2.Andrew GORVETT RENAULT Clio 197 T-B2							3	1	2:55.859	48.872	1:19.073	47.914	170.3	32:33.241
	1	4:38.041	2:02.690	1:36.456	58.895	126.8	4:38.041								
	2	3:56.413	1:01.216	1:38.462	1:16.735	160.7	8:34.454								
	3	17:15.534 B	...	1:40.246	56.054	143.4	25:49.988								
	4	3:25.814	59.444	1:30.890	55.480	160.0	29:15.802								
	5	3:20.422	59.108	1:27.744	53.570	157.9	32:36.224								
69	1.Roland JONES 2.Jason HOLYHEAD BMW 328i E36 M-B							3	1	3:17.006	59.332	1:26.447	51.227	168.5	35:53.230
	1	4:32.999	1:59.615	1:37.906	55.478	139.5	4:32.999								



3-CSCC Modern Int. & Ramair BMW Cham Spa Summer Classic Qualifying

Sector Analysis

— Invalidated Lap ■ Personal Best ■ Session Best B Crossing the pit lane

Lap	D	Time	Sector 1	Sector 2	Sector 3	T.Spd	Elapsed	Lap	D	Time	Sector 1	Sector 2	Sector 3	T.Spd	Elapsed
2	1	3:42.559	58.647	1:32.592	1:11.320	158.8	8:15.558								
3	1	18:06.630 B	...	1:29.242	50.860	150.6	26:22.188								
4	1	3:11.028	55.620	1:26.746	48.662	164.1	29:33.216								
5	1	3:06.580	54.325	1:24.828	47.427	175.3	32:39.796								
6	1	3:05.451	54.127	1:23.999	47.325	188.8	35:45.247								

72		1. Carl CHAMBERS PEUGEOT 208 GTI 30th (T) TT-D														
1	1	3:58.903	1:26.985	1:35.686	56.232	131.9	3:58.903									
2	1	3:43.388	54.566	1:22.519	1:26.303	173.9	7:42.291									
3	1	18:23.372	...	1:23.759	49.133	144.8	26:05.663									
4	1	2:58.398	51.029	1:19.490	47.879	193.2	29:04.061									
5	1	2:52.838	49.298	1:17.670	45.870	198.5	31:56.899									
6	1	2:53.264	49.106	1:17.663	46.495	192.5	34:50.163									

75		1. Stephen SPICER 2. James RANDALL CATERHAM Seven Mag-TB														
1	1	4:12.105	1:43.116	1:34.970	54.019	150.0	4:12.105									
2	1	3:37.204	58.464	1:30.317	1:08.423	175.6	7:49.309									
3	1	18:16.432 B	...	1:32.925	52.077	141.0	26:05.741									
4	1	3:11.208	55.272	1:26.246	49.690	186.5	29:16.949									
5	1	3:15.755	57.227	1:27.182	51.346	178.2	32:32.704									
6	1	3:34.401	59.460	1:41.092	53.849	140.6	36:07.105									

79		1. Mark CHILTON NISSAN Skyline GTR R32 (T) M-A														
1	1	4:36.435	1:42.542	1:51.072	1:02.821	122.4	4:36.435									
2	1	3:55.551	59.208	1:41.118	1:15.225	164.6	8:31.986									
3	1	16:44.785 B	...	1:25.761	45.175	168.0	25:16.771									
4	1	2:49.789	46.873	1:19.055	43.861	205.3	28:06.560									
5	1	2:50.557	46.680	1:19.131	44.746	208.9	30:57.117									
6	1	3:02.089	46.089	1:20.013	55.987	202.2	33:59.206									

81		1. Jonathan PITTARD CATERHAM 7 CSR (S/C) Mag-SC														
1	1	2:55.988	55.342	1:19.528	41.118	169.0	2:55.988									
2	1	2:32.015	42.612	1:10.512	38.891	224.1	5:28.003									
3	1	3:46.423	48.524	1:39.276	1:18.623	181.8	9:14.426									
4	1	16:09.829 B	...	1:21.537	43.454	190.8	25:24.255									
5	1	2:43.439	44.892	1:15.695	42.852	200.4	28:07.694									
6	1	2:40.254	44.758	1:15.286	40.210	226.9	30:47.948									
7	1	3:02.145	45.478	1:21.914	54.753	202.6	33:50.093									

82		1. Giuseppe CALLARI BMW M3 E46 BMW-A														
1	1	4:42.903	2:12.601	1:37.840	52.462	143.8	4:42.903									
2	1	3:45.418	53.876	1:36.004	1:15.538	194.9	8:28.321									
3	1	16:38.659 B	...	1:23.692	44.030	157.2	25:06.980									
4	1	2:48.819	47.658	1:18.627	42.534	190.5	27:55.799									
5	1	2:44.696	45.673	1:14.483	44.540	204.9	30:40.495									
6	1	2:44.984	46.389	1:15.755	42.840	201.9	33:25.479									

83		1. Simon FROWEN 2. Mark DE SPONG GINETTA G20 M-B														
1	1	4:15.991	1:43.582	1:38.456	53.953	129.8	4:15.991									
2	1	3:40.756	56.045	1:33.342	1:11.369	159.8	7:56.747									
3	1	17:35.355 B	...	1:32.219	50.371	171.4	25:32.102									
4	1	3:11.574	52.605	1:28.956	50.013	171.2	28:43.676									
5	1	3:09.134	52.406	1:27.007	49.721	166.9	31:52.810									
6	1	3:06.115	52.835	1:25.236	48.044	177.6	34:58.925									

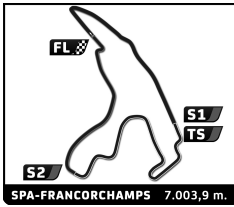
89		1. Bruce WILSON CATERHAM CSR Superlight Mag-SB														
1	1	3:30.542	1:08.783	1:31.282	50.477	131.4	3:30.542									
2	1	2:54.782	52.277	1:17.951	44.554	184.0	6:25.324									
3	1	18:04.694 B	...	1:20.887	45.203	166.9	24:30.018									
4	1	2:50.570	48.915	1:16.054	45.601	191.2	27:20.588									
5	1	2:47.763	47.448	1:15.701	44.614	210.5	30:08.351									
6	1	2:46.602	47.837	1:13.672	45.093	215.1	32:54.953									
7	1	2:45.343	46.654	1:15.375	43.314	217.7	35:40.296									

90		1. Dylan POPOVIC GINETTA G50 S-A														
1	1	4:59.211	1:50.337	2:19.453	49.421	119.6	4:59.211									
2	1	4:01.851	51.055	1:35.114	1:35.682	161.4	9:01.062									
3	1	16:34.556 B	...	1:31.270	46.342	163.1	25:35.618									
4	1	2:51.690	47.445	197.4	28:27.308									

91		1. Tim DAVIS CATERHAM C400 Mag-SB														
1	1	3:29.372	1:05.655	1:32.550	51.167	130.9	3:29.372									
2	1	2:51.935	51.860	1:16.002	44.073	196.7	6:21.307									
3	1	18:23.668 B	...	1:19.840	45.829	169.5	24:44.975									
4	1	2:41.770	47.710	1:12.302	41.758	210.9	27:26.745									
5	1	2:38.963	45.555	1:12.075	41.333	222.2	30:05.708									
6	1	2:39.024	45.572	1:12.033	41.419	222.2	32:44.732									

97		1. Dave AVIS BMW M3 E46 BMW-B														
1	1	4:44.594	2:26.282	1:28.335	49.977	128.6	4:44.594									
2	1	3:41.171	53.509	1:31.462	1:16.200	181.5	8:25.765									
3	1	16:34.738 B	...	1:21.520	44.304	170.3	25:00.503									
4	1	2:46.519	48.846	1:14.250	43.423	173.6	27:47.022									
5	1	2:43.235	46.209	1:14.685	42.341	207.3	30:30.257									
6	1	2:39.528	45.688	1:12.769	41.071	207.7	33:09.785									

98		1. David BELLAMY PEUGEOT 106 GTi T-E														
1	1	4:30.440	1:52.900	1:42.385	55.155	123.0	4:30.440									
2	1	3:50.035	59.421	1:36.794	1:13.820	149.2	8:20.475									
3	1	17:06.236 B	...	1:37.096	54.218	153.8	25:26.711									

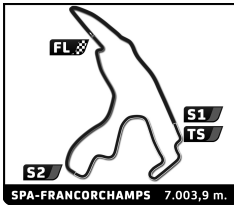


3-CSCC Modern Int. & Ramair BMW Cham Spa Summer Classic Qualifying

Sector Analysis

— Invalidated Lap ■ Personal Best ■ Session Best B Crossing the pit lane

Lap	D	Time	Sector 1	Sector 2	Sector 3	T.Spd	Elapsed	Lap	D	Time	Sector 1	Sector 2	Sector 3	T.Spd	Elapsed
99 1. Robert JONES CATERHAM CSR Mag-SB															
1	1	3:15.797	58.308	1:27.995	49.494	150.0	3:15.797	1	1	3:55.027	1:42.390	1:23.590	49.047	170.3	3:55.027
2	1	2:52.598	51.577	1:17.010	44.011	181.5	6:08.395	2	1	2:55.256	49.100	1:18.251	47.905	203.0	6:50.283
3	1	3:51.133	1:04.038	1:36.595	1:10.500	138.8	9:59.528	3	1	17:54.745 B	...	1:20.860	47.151	173.9	24:45.028
4	1	16:09.401 B	...	1:19.916	47.350	175.3	26:08.929	4	1	2:48.278	47.706	1:16.575	43.997	207.3	27:33.306
5	1	2:50.762	49.282	1:16.423	45.057	206.9	28:59.691	5	1	2:48.135	47.991	1:16.400	43.744	209.3	30:21.441
6	1	2:46.784	46.910	1:15.132	44.742	208.9	31:46.475	6	1	2:46.114	48.374	1:14.856	42.884	196.0	33:07.555
7	1	2:46.106	47.487	1:14.821	43.798	192.5	34:32.581								
114 1. John DUNHAM 2. Mark OWEN RENAULT Clio T-B2															
1	1	4:32.402	1:58.115	1:38.401	55.886	152.1	4:32.402	1	1	5:08.352	2:54.125	1:26.271	47.956	133.8	5:08.352
2	1	3:50.124	1:00.358	1:35.168	1:14.598	159.1	8:22.526	2	1	3:58.198	50.447	1:29.449	1:38.302	169.8	9:06.550
3	1	17:18.978 B	...	1:52.167	55.306	155.2	25:41.504								
4	1	3:17.829	57.979	1:27.837	52.013	169.5	28:59.333								
5	1	3:13.151	55.943	1:25.316	51.892	181.5	32:12.484								
6	1	3:09.251	55.417	1:23.715	50.119	183.1	35:21.735								
119 1. Antony UNITT BMW M3 E46 BMW-A															
1	1	4:44.365	2:24.912	1:29.196	50.257	129.5	4:44.365	1	1	3:32.390	1:10.518	1:30.970	50.902	127.1	3:32.390
2	1	3:43.177	53.164	1:34.211	1:15.802	194.9	8:27.542	2	1	3:05.967	53.365	1:23.692	48.910	183.7	6:38.357
3	1	16:37.467 B	...	1:22.676	43.955	172.8	25:05.009	3	1	18:25.277 B	...	1:23.140	46.699	178.8	25:03.634
4	1	2:47.520	47.779	1:16.442	43.299	201.9	27:52.529	4	1	3:00.469	52.457	1:21.173	46.839	188.8	28:04.103
5	1	2:47.438	47.060	1:15.380	44.998	221.3	30:39.967	5	1	2:54.663	49.493	1:19.261	45.909	200.7	30:58.766
6	1	2:43.069	46.391	1:14.882	41.796	210.5	33:23.036	6	1	2:51.776	49.267	1:17.025	45.484	207.3	33:50.542
120 1. Callum NOBLE BMW M3 E46 BMW-A															
1	1	5:23.660	2:58.659	1:32.403	52.598	124.6	5:23.660	1	1	3:18.122	1:12.198	1:22.960	42.964	162.2	3:18.122
2	1	3:53.590	54.563	1:42.058	1:16.969	161.0	9:17.250	2	1	2:39.320	46.804	1:12.076	40.440	221.8	5:57.442
3	1	16:39.596 B	...	1:31.428	49.784	138.5	25:56.846	3	1	3:31.100	52.360	1:28.989	1:09.751	124.7	9:28.542
4	1	3:04.385	54.387	1:23.276	46.722	162.7	29:01.231	4	1	16:15.680 B	...	1:16.419	41.343	198.9	25:44.222
5	1	2:51.442	47.915	1:18.260	45.267	203.8	31:52.673	5	1	2:36.677	44.607	1:11.690	40.380	233.8	28:20.899
6	1	2:47.489	47.147	1:14.547	45.795	216.9	34:40.162	6	1	2:35.133	42.865	1:11.093	41.175	234.8	30:56.032
7	1	2:34.743	43.920	1:09.939	40.884	236.8	33:30.775								
128 1. Paul WINTER 2. Tim SPEED PORSCHE 911 M-A															
1	1	3:53.570	1:27.958	1:35.145	50.467	121.5	3:53.570	1	1	3:23.653	1:04.244	1:30.669	48.740	154.3	3:23.653
2	1	2:55.776	49.077	1:19.320	47.379	195.7	6:49.346	2	1	2:47.622	45.147	1:19.399	43.076	240.5	6:11.275
3	1	17:52.826 B	...	1:21.409	46.102	160.7	24:42.172								
4	1	3:05.151	46.295	1:32.093	46.763	210.9	27:47.323								
5	1	4:46.288 B	2:31.447	1:26.722	48.119	183.1	32:33.611								
6	1	3:03.142	51.567	1:24.750	46.825	210.9	35:36.753								
129 1. Tommy GROUT BMW M3 E46 N-M															
1	1	3:55.027	1:42.390	1:23.590	49.047	170.3	3:55.027								
2	1	2:55.256	49.100	1:18.251	47.905	203.0	6:50.283								
3	1	17:54.745 B	...	1:20.860	47.151	173.9	24:45.028								
4	1	2:48.278	47.706	1:16.575	43.997	207.3	27:33.306								
5	1	2:48.135	47.991	1:16.400	43.744	209.3	30:21.441								
6	1	2:46.114	48.374	1:14.856	42.884	196.0	33:07.555								
133 1. Aldo RITI BMW M3 E46 N-M															
1	1	5:08.352	2:54.125	1:26.271	47.956	133.8	5:08.352								
2	1	3:58.198	50.447	1:29.449	1:38.302	169.8	9:06.550								
139 1. David WHITE CATERHAM Supersport Mag-SB															
1	1	3:32.390	1:10.518	1:30.970	50.902	127.1	3:32.390								
2	1	3:05.967	53.365	1:23.692	48.910	183.7	6:38.357								
3	1	18:25.277 B	...	1:23.140	46.699	178.8	25:03.634								
4	1	3:00.469	52.457	1:21.173	46.839	188.8	28:04.103								
5	1	2:54.663	49.493	1:19.261	45.909	200.7	30:58.766								
6	1	2:51.776	49.267	1:17.025	45.484	207.3	33:50.542								
146 1. Stephen NUTTALL CATERHAM Seven Mag-SC															
1	1	3:18.122	1:12.198	1:22.960	42.964	162.2	3:18.122								
2	1	2:39.320	46.804	1:12.076	40.440	221.8	5:57.442								
3	1	3:31.100	52.360	1:28.989	1:09.751	124.7	9:28.542								
4	1	16:15.680 B	...	1:16.419	41.343	198.9	25:44.222								
5	1	2:36.677	44.607	1:11.690	40.380	233.8	28:20.899								
6	1	2:35.133	42.865	1:11.093	41.175	234.8	30:56.032								
7	1	2:34.743	43.920	1:09.939	40.884	236.8	33:30.775								
167 1. Phil WOODWARD MERCEDES GT4 (T) S-A															
1	1	3:23.653	1:04.244	1:30.669	48.740	154.3	3:23.653								
2	1	2:47.622	45.147	1:19.399	43.076	240.5	6:11.275								
169 1. Chris EVERILL GINETTA G55 S-HC															
1	1	4:23.134	1:56.528	1:37.551	49.055	139.5	4:23.134								
2	1	3:24.373	52.630	1:23.342	1:08.401	198.5	7:47.507								
3	1	18:06.079 B	...	1:22.254	45.058	171.2	25:53.586								
4	1	2:43.276	45.757	1:16.088	41.431	184.6	28:36.862								
5	1	2:39.294	43.326	1:14.108	41.860	220.4	31:16.156								
6	1	2:44.786	46.121	1:16.110	42.555	208.5	34:00.942								



3-CSCC Modern Int. & Ramair BMW Cham Spa Summer Classic Qualifying

Sector Analysis

— Invalidated Lap ■ Personal Best ■ Session Best B Crossing the pit lane

Lap	D	Time	Sector 1	Sector 2	Sector 3	T.Spd	Elapsed	Lap	D	Time	Sector 1	Sector 2	Sector 3	T.Spd	Elapsed
176		1.Susanne WILLIAMS 2.Richard SMITH													
LOTUS Elise S1 M-C															
1	1	3:48.197	1:20.317	1:34.502	53.378	147.7	3:48.197								
2	1	3:47.077	56.828	1:30.146	1:20.103	160.7	7:35.274								
3	1	18:27.352 B	...	1:31.518	52.981	130.1	26:02.626								
4	1	4:45.736 B	2:29.883	1:25.889	49.964	140.6	30:48.362								
5	1	3:16.375	52.609	1:29.704	54.062	191.2	34:04.737								
488		1.Jac MEEUWISSEN 2.Ties MEEUWISSEN													
FERRARI 488 S-HC															
1	1	5:01.189	2:53.496	1:24.000	43.693	161.7	5:01.189								
2	1	4:02.136	51.627	1:33.322	1:37.187	192.2	9:03.325								
3	1	16:15.456 B	...	1:18.967	43.509	186.2	25:18.781								
4	1	2:31.742	42.338	1:10.343	39.061	259.6	27:50.523								
5	1	2:30.990	41.643	1:10.595	38.752	217.3	30:21.513								
6	1	2:31.586	42.014	1:08.509	41.063	260.9	32:53.099								
7	1	2:28.505	40.985	1:08.546	38.974	243.2	35:21.604								
555		1.Kallum GRAY													
BMW M3 E46 BMW-A															
1	1	9:09.498	5:58.599	1:35.182	1:35.717	129.5	9:09.498								
2	1	16:27.004	...	1:29.043	46.896	165.1	25:36.502								
3	1	2:51.241	49.267	1:18.372	43.602	208.9	28:27.743								
4	1	2:55.766	47.760	1:23.332	44.674	222.2	31:23.509								
5	1	2:43.168	46.662	1:14.065	42.441	208.1	34:06.677								
691		1.Alex HEYNES													
BMW M3 E36 S-C															
1	1	9:12.951					9:12.951								
2	1	16:26.272					25:39.223								
3	1	5:34.422					31:13.645								