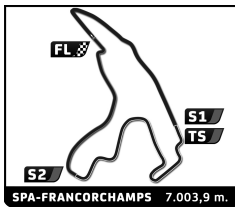


2-Belcar Historic Cup Spa Summer Classic Race 1

Sector Analysis

— Invalidated Lap ■ Personal Best ■ Session Best ■ Crossing the pit lane

Lap	D	Time	Sector 1	Sector 2	Sector 3	Kph	Elapsed	Lap	D	Time	Sector 1	Sector 2	Sector 3	Kph	Elapsed
1 1. Dirk KUIJL BMW CSL 3.5 1 D								5 1 2:46.651 46.977 1:16.341 43.333 151.3 13:59.153							
1 1 2:47.277 48.929 1:15.470 42.878 148.1 2:47.277								6 1 2:45.909 46.914 1:15.586 43.409 152.0 16:45.062							
2 1 2:46.062 46.232 1:15.662 44.168 151.8 5:33.339								7 1 2:45.566 46.336 1:15.958 43.272 152.3 19:30.628							
3 1 2:44.361 45.738 1:15.883 42.740 153.4 8:17.700								8 1 2:46.945 46.863 1:16.028 44.054 151.0 22:17.573							
4 1 2:43.180 46.291 1:14.523 42.366 154.5 11:00.880								9 1 2:45.828 46.514 1:16.205 43.109 152.1 25:03.401							
5 1 2:43.194 46.007 1:14.729 42.458 154.5 13:44.074								10 1 2:45.638 46.537 1:15.864 43.237 152.2 27:49.039							
6 1 2:44.308 46.538 1:15.257 42.513 153.5 16:28.382								11 1 2:45.785 46.335 1:16.485 42.965 152.1 30:34.824							
7 1 2:43.362 45.562 1:14.844 42.956 154.3 19:11.744								12 1 2:47.207 46.260 1:16.366 44.581 150.8 33:22.031							
8 1 2:44.828 46.997 1:15.186 42.645 153.0 21:56.572															
9 1 2:41.837 45.444 1:14.587 41.806 155.8 24:38.409															
10 1 2:41.680 46.032 1:13.407 42.241 156.0 27:20.089															
11 1 2:43.444 45.608 1:15.207 42.629 154.3 30:03.533															
12 1 2:43.864 46.028 1:14.531 43.305 153.9 32:47.397															
2 1. Luc MOORTGAT PORSCHE 964 4 D								6 1. Guy DE BAER FORD GT40 2 D							
1 1 2:43.149 47.174 1:14.164 41.811 151.9 2:43.149								1 1 3:28.581 1:08.282 1:28.967 51.332 118.8 3:28.581							
2 1 2:40.195 45.394 1:13.407 41.394 157.4 5:23.344								2 1 3:13.287 53.916 1:28.940 50.431 130.4 6:41.868							
3 1 2:38.929 45.153 1:12.516 41.260 158.7 8:02.273								3 1 3:08.184 53.084 1:25.216 49.884 134.0 9:50.052							
4 1 2:38.777 45.096 1:12.703 40.978 158.8 10:41.050								4 1 3:09.576 52.781 1:26.009 50.786 133.0 12:59.628							
5 1 2:39.366 45.417 1:12.177 41.772 158.2 13:20.416								5 1 3:07.094 52.547 1:24.527 50.020 134.8 16:06.722							
6 1 2:39.916 44.564 1:12.508 42.844 157.7 16:00.332								6 1 3:35.654 52.540 1:51.587 51.527 116.9 19:42.376							
7 1 2:39.616 44.740 1:14.004 40.872 158.0 18:39.948								7 1 3:08.345 52.722 1:25.500 50.123 133.9 22:50.721							
8 1 2:38.550 44.817 1:12.355 41.378 159.0 21:18.498								8 1 3:09.419 52.087 1:27.434 49.898 133.1 26:00.140							
9 1 2:38.690 45.580 1:11.882 41.228 158.9 23:57.188								9 1 3:11.304 54.808 1:26.195 50.301 131.8 29:11.444							
10 1 2:39.393 44.576 1:12.211 42.606 158.2 26:36.581								10 1 3:06.837 52.580 1:25.032 49.225 135.0 32:18.281							
11 1 2:40.863 45.784 1:13.668 41.411 156.7 29:17.444															
12 1 2:40.906 45.254 1:13.217 42.435 156.7 31:58.350															
3 1. Samuel VERHEGGEN MERCEDES 190 2,5 16 V EVO 4 C								8 1. Sidney DIELEMAN BMW E46 M3 6 D							
1 1 3:03.514 1:01.367 1:17.082 45.065 135.0 3:03.514								1 1 2:54.021 52.712 1:17.129 44.180 142.4 2:54.021							
2 1 2:47.888 47.492 1:16.368 44.028 150.2 5:51.402								2 1 2:46.150 47.428 1:14.377 44.345 151.8 5:40.171							
3 1 2:45.942 48.052 1:14.171 43.719 151.9 8:37.344								3 1 2:46.795 47.105 1:15.664 44.026 151.2 8:26.966							
4 1 2:45.319 47.462 1:14.280 43.577 152.5 11:22.663								4 1 2:47.113 47.362 1:15.082 44.669 150.9 11:14.079							
5 1 2:44.928 47.267 1:14.162 43.499 152.9 14:07.591								5 1 2:45.587 46.974 1:15.036 43.577 152.3 13:59.666							
6 1 2:43.785 47.050 1:13.888 42.847 153.9 16:51.376								6 1 2:45.841 46.925 1:15.372 43.544 152.0 16:45.507							
7 1 2:44.670 47.733 1:13.989 42.948 153.1 19:36.046								7 1 2:45.572 46.710 1:15.625 43.237 152.3 19:31.079							
8 1 2:45.148 47.135 1:13.775 44.238 152.7 22:21.194								8 1 2:47.687 47.189 1:15.527 44.971 150.4 22:18.766							
9 1 2:44.646 47.022 1:14.080 43.544 153.1 25:05.840								9 1 2:45.040 47.460 1:14.327 43.253 152.8 25:03.806							
10 1 2:44.054 46.894 1:14.098 43.062 153.7 27:49.894								10 1 2:45.821 46.782 1:15.598 43.441 152.1 27:49.627							
11 1 2:46.052 47.514 1:15.305 43.233 151.8 30:35.946								11 1 2:45.653 47.084 1:15.610 42.959 152.2 30:35.280							
12 1 2:46.335 46.735 1:15.051 44.549 151.6 33:22.281								12 1 2:47.433 47.420 1:15.371 44.642 150.6 33:22.713							
5 1. Evertjan ALDERS BMW E28 M5 4 D								15 1. Pieter DIELEMAN VOLVO 850 6 C							
1 1 2:52.108 51.007 1:16.927 44.174 144.0 2:52.108								1 1 3:24.776 1:07.408 1:26.849 50.519 121.0 3:24.776							
2 1 2:47.079 46.723 1:16.449 43.907 150.9 5:39.187								2 1 3:11.751 55.601 1:25.727 50.423 131.5 6:36.527							
3 1 2:46.808 46.996 1:16.379 43.433 151.2 8:25.995								3 1 3:09.679 55.379 1:25.005 49.295 132.9 9:46.206							
4 1 2:46.507 47.024 1:16.151 43.332 151.4 11:12.502								4 1 3:07.723 54.540 1:23.338 49.845 134.3 12:53.929							
								5 1 3:06.578 54.340 1:23.023 49.215 135.1 16:00.507							
								6 1 3:10.615 54.741 1:24.918 50.956 132.3 19:11.122							
								7 1 3:10.659 56.053 1:23.372 51.234 132.2 22:21.781							
								8 1 3:07.715 54.129 1:23.983 49.603 134.3 25:29.496							
								9 1 3:09.636 54.740 1:24.553 50.343 133.0 28:39.132							
								10 1 3:08.255 55.149 1:23.390 49.716 133.9 31:47.387							
								11 1 3:05.593 54.512 1:21.986 49.095 135.9 34:52.980							

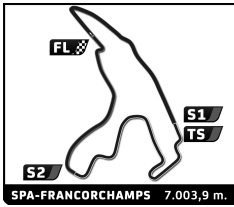


2-Belcar Historic Cup Spa Summer Classic Race 1

Sector Analysis

— Invalidated Lap ■ Personal Best ■ Session Best ■ Crossing the pit lane

Lap	D	Time	Sector 1	Sector 2	Sector 3	Kph	Elapsed	Lap	D	Time	Sector 1	Sector 2	Sector 3	Kph	Elapsed
18 1.Jill MENNEN BMW Z3 Coupé 6 D								4	1	2:54.289	50.708	1:17.267	46.314	144.7	11:46.544
1	1	3:11.100	58.929	1:25.043	47.128	129.6	3:11.100	5	1	2:52.758	50.063	1:16.497	46.198	146.0	14:39.302
2	1	3:05.698	53.264	1:24.487	47.947	135.8	6:16.798	6	1	3:00.349	51.974	1:17.442	50.933	139.8	17:39.651
21 1.Eric DAMSEAUX AUSTIN Mini Cooper S 2 A								1	1	3:16.090	1:06.554	1:22.234	47.302	126.3	3:16.090
2	1	3:01.011	51.171	1:22.246	47.594	139.3	6:17.101	3	1	2:56.070	50.485	1:19.183	46.402	143.2	9:13.171
4	1	2:53.195	50.470	1:17.035	45.690	145.6	12:06.366	5	1	2:52.476	50.079	1:16.855	45.542	146.2	14:58.842
6	1	2:54.696	50.843	1:17.538	46.315	144.3	17:53.538	7	1	2:53.462	50.631	1:16.663	46.168	145.4	20:47.000
8	1	2:53.177	50.628	1:16.368	46.181	145.6	23:40.177	9	1	2:53.209	50.302	1:16.304	46.603	145.6	26:33.386
10	1	2:55.241	50.058	1:17.078	48.105	143.9	29:28.627	11	1	2:52.249	50.106	1:16.400	45.743	146.4	32:20.876
22 1.Anthony VONK BMW 635 CSI 2 D								1	1	2:56.309	58.908	1:15.057	42.344	140.5	2:56.309
2	1	2:55.116	48.829	1:19.928	46.359	144.0	5:50.545	3	1	2:37.961	44.436	1:12.389	41.136	159.6	8:51.376
4	1	2:53.521	49.625	1:18.909	44.987	145.3	8:44.066	4	1	2:37.971	44.927	1:12.335	40.709	159.6	11:09.664
5	1	2:52.502	48.485	1:18.596	45.421	146.2	11:36.568	5	1	2:56.228	49.204	1:19.473	47.551	143.1	14:32.796
6	1	2:56.228	49.204	1:19.473	47.551	143.1	14:32.796	6	1	2:54.603	48.786	1:20.059	45.758	144.4	17:27.399
7	1	2:54.603	48.786	1:20.059	45.758	144.4	17:27.399	7	1	2:52.929	48.433	1:19.215	45.281	145.8	20:20.328
8	1	2:52.929	48.433	1:19.215	45.281	145.8	20:20.328	8	1	2:53.292	48.391	1:18.768	46.133	145.5	23:13.620
9	1	2:53.292	48.391	1:18.768	46.133	145.5	23:13.620	9	1	2:54.240	48.855	1:19.747	45.638	144.7	26:07.860
10	1	2:54.240	48.855	1:19.747	45.638	144.7	26:07.860	10	1	2:56.191	48.774	1:20.167	47.250	143.1	29:04.051
11	1	2:56.191	48.774	1:20.167	47.250	143.1	29:04.051	11	1	2:56.274	49.678	1:19.907	46.689	143.0	32:00.325
23 1.Dominique HOLVOET TOYOTA MR2 4 A								1	1	3:34.901	1:12.559	1:27.811	54.531	115.3	3:34.901
2	1	3:19.755	58.642	1:28.499	52.614	126.2	6:54.656	3	1	3:17.479	57.534	1:26.009	53.936	127.7	10:12.135
4	1	3:17.479	57.534	1:26.009	53.936	127.7	10:12.135	4	1	3:17.730	57.914	1:26.392	53.424	127.5	13:29.865
5	1	3:17.730	57.914	1:26.392	53.424	127.5	13:29.865	5	1	3:17.511	57.935	1:26.610	52.966	127.7	16:47.376
6	1	3:17.511	57.935	1:26.610	52.966	127.7	16:47.376	6	1	3:13.652	57.208	1:24.900	51.544	130.2	20:01.028
7	1	3:13.652	57.208	1:24.900	51.544	130.2	20:01.028	7	1	3:13.945	57.344	1:24.465	52.136	130.0	23:14.973
8	1	3:13.945	57.344	1:24.465	52.136	130.0	23:14.973	8	1	3:13.004	57.026	1:24.234	51.744	130.6	26:27.977
9	1	3:13.004	57.026	1:24.234	51.744	130.6	26:27.977	9	1	3:13.085	57.083	1:24.635	51.367	130.6	29:41.062
10	1	3:13.085	57.083	1:24.635	51.367	130.6	29:41.062	10	1	3:15.069	57.911	1:24.842	52.316	129.3	32:56.131
24 1.Bas VAN ELDEREN BMW E30 325i 4 D								1	2	3:27.662	1:06.793	1:29.261	51.608	119.3	3:27.662
2	2	3:11.375	54.683	1:27.074	49.618	131.8	6:39.037	3	2	3:09.712	54.212	1:25.101	50.399	132.9	9:48.749
4	2	3:06.808	53.606	1:24.282	48.920	135.0	12:55.557	5	2	3:10.692	54.429	1:25.321	50.942	132.2	16:06.249
6	2	3:10.692	54.429	1:25.321	50.942	132.2	16:06.249	6	2	3:10.261	54.731	1:26.336	49.194	132.5	19:16.510
7	2	3:10.261	54.731	1:26.336	49.194	132.5	19:16.510	7	2	3:10.111	54.375	1:25.689	50.047	132.6	22:26.621
8	2	3:10.111	54.375	1:25.689	50.047	132.6	22:26.621	8	2	3:06.476	53.466	1:23.529	49.481	135.2	25:33.097
9	2	3:06.476	53.466	1:23.529	49.481	135.2	25:33.097	9	2	3:08.480	53.874	1:24.408	50.198	133.8	28:41.577
10	2	3:08.480	53.874	1:24.408	50.198	133.8	28:41.577	10	2	3:06.684	53.452	1:24.212	49.020	135.1	31:48.261

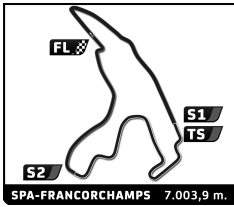


2-Belcar Historic Cup Spa Summer Classic Race 1

Sector Analysis

— Invalidated Lap ■ Personal Best ■ Session Best ■ Crossing the pit lane

Lap	D	Time	Sector 1	Sector 2	Sector 3	Kph	Elapsed	Lap	D	Time	Sector 1	Sector 2	Sector 3	Kph	Elapsed
BMW E30 325i 4 C															
52	1. Jan BRUNEEL														
1	1	3:04.754	56.907	1:20.168	47.679	134.1	3:04.754	1	1	3:34.037	1:09.795	1:30.995	53.247	115.8	3:34.037
2	1	2:54.140	49.817	1:18.175	46.148	144.8	5:58.894	2	1	3:19.174	56.952	1:29.687	52.535	126.6	6:53.211
3	1	2:52.278	49.637	1:17.196	45.445	146.4	8:51.172	3	1	3:16.629	56.591	1:28.016	52.022	128.2	10:09.840
4	1	2:51.363	49.598	1:16.826	44.939	147.1	11:42.535	4	1	3:14.163	55.780	1:27.190	51.193	129.9	13:24.003
5	1	2:51.522	49.209	1:17.387	44.926	147.0	14:34.057	5	1	3:13.716	55.302	1:27.560	50.854	130.2	16:37.719
6	1	2:51.766	49.335	1:17.251	45.180	146.8	17:25.823	6	1	3:12.920	55.423	1:26.436	51.061	130.7	19:50.639
7	1	2:51.493	49.548	1:16.702	45.243	147.0	20:17.316	7	1	3:13.869	55.249	1:27.521	51.099	130.1	23:04.508
8	1	2:52.224	49.420	1:17.775	45.029	146.4	23:09.540	8	1	3:13.650	55.065	1:27.530	51.055	130.2	26:18.158
9	1	2:51.450	49.344	1:16.925	45.181	147.1	26:00.990	9	1	3:14.026	55.284	1:26.654	52.088	130.0	29:32.184
10	1	2:56.203	52.508	1:18.062	45.633	143.1	28:57.193	10	1	3:13.546	54.668	1:27.521	51.357	130.3	32:45.730
11	1	2:52.268	49.403	1:17.867	44.998	146.4	31:49.461								
12	1	2:53.834	50.834	1:17.487	45.513	145.0	34:43.295								
FORD Capri 3100 RS 2 D															
53	1. Wim KUIJL														
1	1	2:41.627	46.275	1:13.927	41.425	153.3	2:41.627	1	1	3:29.694	1:10.585	1:27.055	52.054	118.1	3:29.694
2	1	2:38.252	44.233	1:12.513	41.506	159.3	5:19.879	2	1	3:07.399	53.945	1:24.411	49.043	134.5	6:37.093
3	1	2:38.777	43.914	1:12.755	42.108	158.8	7:58.656	3	1	3:06.547	55.199	1:23.341	48.007	135.2	9:43.640
4	1	2:37.609	44.032	1:12.456	41.121	160.0	10:36.265	4	1	3:01.473	52.818	1:20.538	48.117	138.9	12:45.113
5	1	2:39.352	44.317	1:13.502	41.533	158.2	13:15.617	5	1	3:04.131	53.753	1:23.127	47.251	136.9	15:49.244
6	1	2:42.119	45.817	1:13.790	42.512	155.5	15:57.736	6	1	3:03.487	54.845	1:21.630	47.012	137.4	18:52.731
7	1	2:39.044	45.023	1:12.854	41.167	158.5	18:36.780	7	1	3:00.541	52.604	1:19.817	48.120	139.7	21:53.272
8	1	2:39.466	44.184	1:13.544	41.738	158.1	21:16.246	8	1	3:00.039	52.921	1:19.540	47.578	140.0	24:53.311
9	1	2:37.434	44.136	1:12.155	41.143	160.2	23:53.680								
10	1	2:38.252	43.940	1:12.572	41.740	159.3	26:31.932								
11	1	2:40.540	44.193	1:14.188	42.159	157.1	29:12.472								
12	1	2:41.928	44.918	1:14.037	42.973	155.7	31:54.400								
FORD Sierra RS500 Cosworth 3 D															
54	1. Jan VAN ELDEREN														
1	1	2:44.677	47.761	1:14.049	42.867	150.4	2:44.677	1	1	2:55.846	52.039	1:17.384	46.423	140.9	2:55.846
2	1	2:42.346	45.218	1:14.069	43.059	155.3	5:27.023	2	1	2:52.714	48.532	1:19.830	44.352	146.0	5:48.560
3	1	2:44.751	46.162	1:15.289	43.300	153.0	8:11.774	3	1	2:47.798	49.022	1:15.523	43.253	150.3	8:36.358
4	1	2:43.390	46.044	1:14.601	42.745	154.3	10:55.164	4	1	2:47.928	48.484	1:16.030	43.414	150.1	11:24.286
5	1	2:41.395	45.620	1:13.732	42.043	156.2	13:36.559	5	1	2:46.575	48.104	1:15.311	43.160	151.4	14:10.861
6	1	2:44.654	47.292	1:14.638	42.724	153.1	16:21.213	6	1	2:45.855	47.846	1:14.992	43.017	152.0	16:56.716
7	1	2:43.437	45.985	1:14.827	42.625	154.3	19:04.650	7	1	2:47.088	47.541	1:15.236	44.311	150.9	19:43.804
8	1	2:44.747	47.100	1:15.230	42.417	153.0	21:49.397	8	1	2:57.809	54.792	1:17.227	45.790	141.8	22:41.613
9	1	2:45.143	46.596	1:14.831	43.716	152.7	24:34.540	9	1	2:48.402	48.125	1:15.333	44.944	149.7	25:30.015
10	1	2:47.254	47.289	1:15.546	44.419	150.8	27:21.794	10	1	2:47.626	48.847	1:15.365	43.414	150.4	28:17.641
11	1	2:47.148	48.630	1:14.822	43.696	150.8	30:08.942	11	1	2:47.133	48.070	1:15.578	43.485	150.9	31:04.774
12	1	2:49.792	50.708	1:14.986	44.098	148.5	32:58.734	12	1	2:45.855	47.666	1:15.035	43.154	152.0	33:50.629
BMW M3 E30 4 C															
55	1. Leonard BATENBURG														
1	1	2:45.518	49.916	1:13.326	42.276	149.7	2:45.518	1	1	3:18.216	1:02.197	1:25.596	50.423	125.0	3:18.216
2	1	2:45.518	49.916	1:13.326	42.276	149.7	2:45.518	2	1	3:10.390	54.784	1:25.360	50.246	132.4	6:28.606
3	1	2:45.518	49.916	1:13.326	42.276	149.7	2:45.518	3	1	3:11.812	55.640	1:25.487	50.685	131.5	9:40.418
4	1	2:45.518	49.916	1:13.326	42.276	149.7	2:45.518	4	1	3:10.062	55.463	1:24.675	49.924	132.7	12:50.480
5	1	2:45.518	49.916	1:13.326	42.276	149.7	2:45.518	5	1	3:09.018	55.178	1:23.997	49.843	133.4	15:59.498
6	1	2:45.518	49.916	1:13.326	42.276	149.7	2:45.518	6	1	3:09.746	54.900	1:24.493	50.353	132.9	19:09.244
7	1	2:45.518	49.916	1:13.326	42.276	149.7	2:45.518	7	1	3:09.907	55.057	1:24.621	50.229	132.8	22:19.151
8	1	2:45.518	49.916	1:13.326	42.276	149.7	2:45.518	8	1	3:11.033	55.376	1:24.699	50.958	132.0	25:30.184
9	1	2:45.518	49.916	1:13.326	42.276	149.7	2:45.518	9	1	3:09.588	55.748	1:24.344	49.496	133.0	28:39.772
10	1	2:45.518	49.916	1:13.326	42.276	149.7	2:45.518	10	1	3:09.485	55.386	1:25.044	49.055	133.1	31:49.257
BMW 325 E36 6 C															
56	1. Geert HOUTHOOFD														
1	1	3:34.037	1:09.795	1:30.995	53.247	115.8	3:34.037	1	1	3:29.694	1:10.585	1:27.055	52.054	118.1	3:29.694
2	1	3:19.174	56.952	1:29.687	52.535	126.6	6:53.211	2	1	3:07.399	53.945	1:24.411	49.043	134.5	6:37.093
3	1	3:16.629	56.591	1:28.016	52.022	128.2	10:09.840	3	1	3:06.547	55.199	1:23.341	48.007	135.2	9:43.640
4	1	3:14.163	55.780	1:27.190	51.193	129.9	13:24.003	4	1	3:01.473	52.818	1:20.538	48.117	138.9	12:45.113
5	1	3:13.716	55.302	1:27.560	50.854	130.2	16:37.719	5	1	3:04.131	53.753	1:23.127	47.251	136.9	15:49.244
6	1	3:12.920	55.423	1:26.436	51.061	130.7	19:50.639	6	1	3:03.487	54.845	1:21.630	47.012	137.4	18:52.731
7	1	3:13.869	55.249	1:27.521	51.099	130.1	23:04.508	7	1	3:00.541	52.604	1:19.817	48.120	139.7	21:53.272
8	1	3:13.650	55.065	1:27.530	51.055	130.2	26:18.158	8	1	3:00.039	52.921	1:19.540	47.578	140.0	24:53.311
9	1	3:14.026	55.284	1:26.654	52.088	130.0	29:32.184								
10	1	3:13.546	54.668	1:27.521	51.357	130.3	32:45.730								
BMW E46 M3 6 D															
60	1. Geert DIERCKX														
1	1	3:29.694	1:10.585	1:27.055	52.054	118.1	3:29.694	1	1	2:55.846	52.039	1:17.384	46.423	140.9	2:55.846
2	1	3:07.399	53.945	1:24.411	49.043	134.5	6:37.093	2	1	2:52.714	48.532	1:19.830	44.352	146.0	5:48.560
3	1	3:06.547	55.199	1:23.341	48.007	135.2	9:43.640	3	1	2:47.798	49.022	1:15.523	43.253	150.3	8:36.358
4	1	3:01.473	52.818	1:20.538	48.117	138.9	12:45.113	4	1	2:47.928	48.484	1:16.030	43.414	150.1	11:24.286
5	1	3:04.131	53.753	1:23.127	47.251	136.9	15:49.244	5	1	2:46.575	48.104	1:15.311	43.160	151.4	14:10.861
6	1	3:03.487	54.845	1:21.630	47.012	137.4	18:52.731	6	1	2:45.855	47.846	1:14.992	43.017	152.0	16:56.716
7	1	3:00.541	52.604	1:19.817	48.120	139.7	21:53.272	7	1	2:47.088	47.541	1:15.236	44.311	150.9	19:43.804
8	1	3:00.039	52.921	1:19.540	47.578	140.0	24:53.311	8	1	2:57.809	54.792	1:17.227	45.790	141.8	22:41.613
BMW E30 M3 4 C															
71	1. Bruno LIMA														
1	1	2:55.846	52.039	1:17.384	46.423	140.9	2:55.846	1	1	2:48.402	48.125	1:15.333	44.944	149.7	25:30.015
2	1	2:52.714	48.532	1:19.830	44.352	146.0	5:48.560	10	1	2:47.626	48.847	1:15.365	43.414	150.4	28:17.641
3	1	2:47.798	49.022	1:15.523	43.253	150.3	8:36.358	11	1	2:47.133	48.070	1:15.578	43.485	150.9	31:04.774
4	1	2:47.928	48.484	1:16.030	43.414	150.1	11:24.286	12	1	2:45.855	47.666	1:15.035	43.154	152.0	33:50.629
5	1	2:46.575	48.104	1:15.311	43.160	151.4	14:10.861								
6	1	2:45.855	47												

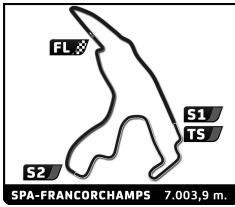


2-Belcar Historic Cup Spa Summer Classic Race 1

Sector Analysis

— Invalidated Lap ■ Personal Best ■ Session Best ■ Crossing the pit lane

Lap	D	Time	Sector 1	Sector 2	Sector 3	Kph	Elapsed	Lap	D	Time	Sector 1	Sector 2	Sector 3	Kph	Elapsed
82 1. Xavier MARTENS PORSCHE 911 RS 2 D															
1	1	3:08.663	55.889	1:23.946	48.828	133.6	34:57.920	2	1	3:02.421	53.734	1:19.497	49.190	138.2	6:15.657
3	1	3:09.436		56.818	1:20.297	52.321	133.1	9:25.093							
4	1	3:15.009		57.311	1:22.681	55.017	129.3	12:40.102							
5	1	3:19.052		1:03.553	1:21.968	53.531	126.7	15:59.154							
6	1	3:16.241		1:00.656	1:24.574	51.011	128.5	19:15.395							
7	1	3:15.485		58.473	1:23.197	53.815	129.0	22:30.880							
8	1	3:21.320		1:01.226	1:22.740	57.354	125.2	25:52.200							
9	1	3:22.957		1:03.154	1:24.172	55.631	124.2	29:15.157							
10	1	3:24.060		1:03.470	1:23.675	56.915	123.6	32:39.217							
157 1. Jasper DIERCKX BMW E36 325i 6 C															
1	1	2:58.260		54.399	1:17.598	46.263	139.0	2:58.260							
2	1	2:53.439		50.708	1:16.701	46.030	145.4	5:51.699							
3	1	2:53.247		48.977	1:18.662	45.608	145.5	8:44.946							
4	1	2:52.474		49.169	1:17.461	45.844	146.2	11:37.420							
5	1	2:52.623		48.977	1:17.476	46.170	146.1	14:30.043							
6	1	2:51.780		49.559	1:16.578	45.643	146.8	17:21.823							
7	1	2:52.475		49.314	1:17.053	46.108	146.2	20:14.298							
8	1	2:54.479		49.885	1:18.761	45.833	144.5	23:08.777							
9	1	2:52.161		49.380	1:16.940	45.841	146.5	26:00.938							
10	1	2:56.326		51.873	1:18.183	46.270	143.0	28:57.264							
11	1	2:53.583		49.456	1:18.511	45.616	145.3	31:50.847							
12	1	2:52.989		50.313	1:17.383	45.293	145.8	34:43.836							
160 1. Bill WATT LOTUS Elan S2 1 A															
1	1	3:24.972		1:04.553	1:28.681	51.738	120.9	3:24.972							
2	1	3:09.718		54.767	1:25.651	49.300	132.9	6:34.690							
3	1	3:04.800		52.159	1:23.350	49.291	136.4	9:39.490							
4	1	3:04.784		51.943	1:24.243	48.598	136.5	12:44.274							
5	1	3:06.776		52.441	1:26.076	48.259	135.0	15:51.050							
6	1	3:08.133		52.805	1:26.340	48.988	134.0	18:59.183							
7	1	3:06.677		52.520	1:25.828	48.329	135.1	22:05.860							
8	1	3:01.724		51.235	1:22.598	47.891	138.7	25:07.584							
9	1	3:03.861		52.243	1:23.539	48.079	137.1	28:11.445							
10	1	3:03.905		51.419	1:24.333	48.153	137.1	31:15.350							
11	1	3:05.130		52.114	1:24.349	48.667	136.2	34:20.480							
175 1. Edgar SALEWSKI PORSCHE 911 RSR 7															
1	1	2:44.767		48.003	1:14.412	42.352	150.4	2:44.767							
2	1	2:39.675		46.053	1:11.891	41.731	157.9	5:24.442							
3	1	2:40.866		46.290	1:12.188	42.388	156.7	8:05.308							
4	1	2:39.743		46.043	1:11.539	42.161	157.8	10:45.051							
5	1	2:44.653		46.658	1:11.676	46.319	153.1	13:29.704							
6	1	2:43.552		46.996	1:13.486	43.070	154.2	16:13.256							
7	1	2:44.394		46.328	1:13.764	44.302	153.4	18:57.650							
8	1	2:41.545		46.484	1:12.322	42.739	156.1	21:39.195							
9	1	2:42.266		46.131	1:11.590	44.545	155.4	24:21.461							
10	1	2:42.271		46.453	1:12.692	43.126	155.4	27:03.732							
11	1	2:40.108		45.344	1:12.928	41.836	157.5	29:43.840							
12	1	2:42.711		46.058	1:13.934	42.719	155.0	32:26.551							
94 1. Gust VAN HAELE MAZDA RX 3 2 C															
1	1	2:59.325		54.861	1:17.984	46.480	138.2	2:59.325							
2	1	2:51.292		48.431	1:17.123	45.738	147.2	5:50.617							
3	1	2:50.712		48.892	1:17.106	44.714	147.7	8:41.329							
4	1	2:50.299		47.967	1:17.707	44.625	148.1	11:31.628							
5	1	2:50.004		48.344	1:17.060	44.600	148.3	14:21.632							
6	1	2:51.336		48.040	1:17.860	45.436	147.2	17:12.968							
7	1	2:51.958		48.979	1:18.002	44.977	146.6	20:04.926							
8	1	2:52.789		49.577	1:17.994	45.218	145.9	22:57.715							
9	1	2:51.837		48.171	1:17.899	45.767	146.7	25:49.552							
10	1	2:50.499		48.102	1:17.669	44.728	147.9	28:40.051							
11	1	2:51.560		48.579	1:17.564	45.417	147.0	31:31.611							
12	1	3:04.325		51.707	1:21.192	51.426	136.8	34:35.936							
123 1. Arlindo BECA TOYOTA Corina 6 B															
1	1	3:36.018		1:11.602	1:29.866	54.550	114.7	3:36.018							
2	1	3:17.777		57.210	1:28.084	52.483	127.5	6:53.795							
3	1	3:18.561		56.842	1:28.068	53.651	127.0	10:12.356							
4	1	3:17.430		57.121	1:26.404	53.905	127.7	13:29.786							
5	1	3:15.648		57.175	1:26.516	51.957	128.9	16:45.434							
6	1	3:14.965		56.174	1:26.922	51.869	129.3	20:00.399							
7	1	3:19.849		57.728	1:28.123	53.998	126.2	23:20.248							
8	1	3:21.951		56.681	1:28.631	56.639	124.9	26:42.199							
9	1	3:24.437		57.687	1:31.394	55.356	123.3	30:06.636							
10	1	3:30.169		1:00.596	1:33.808	55.765	120.0	33:36.805							
127 1. Chris SERVAYGE VOLVO 240 2 C															
1	1	3:31.152		1:05.611	1:25.217	1:00.324	117.3	3:31.152							
147 1. David POTTERS PEUGEOT 206 GTI 6 B															
1	1	3:13.236		1:06.598	1:18.547	48.091	128.2	3:13.236							

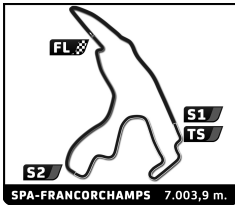


2-Belcar Historic Cup Spa Summer Classic Race 1

Sector Analysis

— Invalidated Lap ■ Personal Best ■ Session Best ■ Crossing the pit lane

Lap	D	Time	Sector 1	Sector 2	Sector 3	Kph	Elapsed	Lap	D	Time	Sector 1	Sector 2	Sector 3	Kph	Elapsed		
194	1. Mario POTTERS							PEUGEOT 205 GTI 4 A									
	1	1	3:03.312	56.635	1:19.550	47.127	135.2	3:03.312	8	1	2:59.871	52.234	1:19.759	47.878	140.2	24:23.429	
	2	1	2:56.330	51.732	1:18.444	46.154	143.0	5:59.642	9	1	2:57.729	51.219	1:19.156	47.354	141.9	27:21.158	
	3	1	2:55.876	51.588	1:17.754	46.534	143.4	8:55.518	10	1	2:59.603	51.891	1:20.220	47.492	140.4	30:20.761	
	4	1	2:55.632	51.600	1:17.496	46.536	143.6	11:51.150	11	1	2:59.940	50.888	1:20.415	48.637	140.1	33:20.701	
	5	1	2:57.174	52.165	1:17.485	47.524	142.3	14:48.324	BMW E36 6 C								
	6	1	2:57.920	52.144	1:18.735	47.041	141.7	17:46.244	1	1	3:30.469	1:11.059	1:27.766	51.644	117.7	3:30.469	
	7	1	2:57.095	52.169	1:18.047	46.879	142.4	20:43.339	2	1	3:12.613	56.746	1:25.654	50.213	130.9	6:43.082	
	8	1	2:56.725	52.907	1:17.310	46.508	142.7	23:40.064	3	1	3:13.724	56.307	1:26.701	50.716	130.2	9:56.806	
	9	1	2:58.946	52.357	1:18.184	48.405	140.9	26:39.010	4	1	3:12.664	55.652	1:26.296	50.716	130.9	13:09.470	
	10	1	2:58.097	52.263	1:18.902	46.932	141.6	29:37.107	5	1	3:11.931	56.466	1:25.594	49.871	131.4	16:21.401	
	11	1	2:58.412	51.541	1:19.113	47.758	141.3	32:35.519	6	1	3:11.872	55.094	1:26.116	50.662	131.4	19:33.273	
223	1. Floris FICK							BMW 2002 2 B									
	1	1	3:09.460	58.513	1:22.554	48.393	130.8	3:09.460	7	1	3:09.970	55.314	1:24.000	50.656	132.7	22:43.243	
	2	1	3:04.041	53.100	1:22.543	48.398	137.0	6:13.501	8	1	3:10.227	55.282	1:24.557	50.388	132.5	25:53.470	
	3	1	3:02.919	52.804	1:22.374	47.741	137.8	9:16.420	9	1	3:10.222	55.286	1:24.803	50.133	132.6	29:03.692	
	4	1	3:02.944	52.846	1:22.177	47.921	137.8	12:19.364	10	1	3:09.578	55.853	1:24.526	49.199	133.0	32:13.270	
	5	1	3:04.517	52.809	1:22.663	49.045	136.6	15:23.881	FORD Escort MkII RS2000 2 B								
	6	1	3:03.368	52.882	1:21.576	48.910	137.5	18:27.249	1	1	2:58.463	54.647	1:17.584	46.232	138.8	2:58.463	
	7	1	3:03.051	52.770	1:21.741	48.540	137.7	21:30.300	2	1	2:54.885	50.740	1:18.692	45.453	144.2	5:53.348	
	8	1	3:05.087	52.760	1:22.536	49.791	136.2	24:35.387	3	1	2:52.465	49.757	1:17.136	45.572	146.2	8:45.813	
	9	1	3:05.231	53.062	1:22.925	49.244	136.1	27:40.618	4	1	2:52.850	49.512	1:17.290	46.048	145.9	11:38.663	
	10	1	3:08.175	53.443	1:24.263	50.469	134.0	30:48.793	5	1	2:53.239	49.536	1:17.772	45.931	145.5	14:31.902	
	11	1	3:07.332	53.663	1:23.381	50.288	134.6	33:56.125	6	1	2:54.874	49.904	1:18.374	46.596	144.2	17:26.776	
254	1. Simeon ROESSLE							FORD Puma 16V 6 A									
	1	1	3:22.370	1:04.042	1:25.095	53.233	122.4	3:22.370	7	1	2:54.867	49.952	1:18.688	46.227	144.2	20:21.643	
	2	1	3:07.948	55.367	1:22.257	50.324	134.2	6:30.318	8	1	2:54.726	49.767	1:18.538	46.421	144.3	23:16.369	
	3	1	3:08.265	54.666	1:23.391	50.208	133.9	9:38.583	9	1	2:56.416	50.517	1:19.395	46.504	142.9	26:12.785	
	4	1	3:07.012	55.793	1:22.086	49.133	134.8	12:45.595	10	1	2:56.892	50.527	1:19.609	46.756	142.5	29:09.677	
	5	1	3:06.812	55.068	1:22.356	49.388	135.0	15:52.407	11	1	2:55.323	50.029	1:18.927	46.367	143.8	32:05.000	
	6	1	3:07.661	54.659	1:22.074	50.928	134.4	19:00.068	PORSCHE 911 RSR 2 D								
	7	1	3:05.665	54.981	1:21.511	49.173	135.8	22:05.733	1	1	2:46.418	48.782	1:14.718	42.918	148.9	2:46.418	
	8	1	3:05.029	54.705	1:21.435	48.889	136.3	25:10.762	2	1	2:42.182	45.190	1:13.421	43.571	155.5	5:28.600	
	9	1	3:03.684	54.665	1:19.767	49.252	137.3	28:14.446	3	1	2:42.341	45.695	1:13.765	42.881	155.3	8:10.941	
	10	1	3:03.723	54.654	1:20.386	48.683	137.2	31:18.169	4	1	2:42.863	45.842	1:13.816	43.205	154.8	10:53.804	
	11	1	3:03.424	54.074	1:19.918	49.432	137.5	34:21.593	5	1	2:41.939	45.703	1:13.253	42.983	155.7	13:35.743	
257	1. Theo DE BRUIJNE							ALFA ROMEO 156 7									
	1	1	3:13.194	59.457	1:24.887	48.850	128.2	3:13.194	6	1	2:43.117	46.031	1:13.716	43.370	154.6	16:18.860	
	2	1	3:04.756	52.545	1:23.429	48.782	136.5	6:17.950	7	1	2:43.333	45.903	1:14.636	42.794	154.4	19:02.193	
	3	1	3:01.271	52.702	1:20.593	47.976	139.1	9:19.221	8	1	2:40.621	45.800	1:12.643	42.178	157.0	21:42.814	
	4	1	3:00.859	51.555	1:21.126	48.178	139.4	12:20.080	9	1	2:38.729	44.974	1:11.818	41.937	158.9	24:21.543	
	5	1	3:01.075	52.045	1:19.767	49.263	139.2	15:21.155	10	1	2:41.719	45.459	1:13.319	42.941	155.9	27:03.262	
	6	1	3:00.583	52.014	1:20.600	47.969	139.6	18:21.738	11	1	2:40.031	45.130	1:12.862	42.039	157.6	29:43.293	
	7	1	3:01.820	51.626	1:20.901	49.293	138.7	21:23.558	12	1	2:42.785	46.582	1:13.073	43.130	154.9	32:26.078	
	937	1. Iaria STALLIVIERE							PORSCHE 944 Carrera GTS 1 D								
		1	1	3:11.863	1:01.684	1:23.231	46.948	129.1	3:11.863	1	1	3:11.863	1:01.684	1:23.231	46.948	129.1	3:11.863
		2	1	3:04.658	52.415	1:24.075	48.168	136.5	6:16.521	2	1	3:04.658	52.415	1:24.075	48.168	136.5	6:16.521
	3	1	3:00.691	52.676	1:21.594	46.421	139.5	9:17.212	3	1	3:00.691	52.676	1:21.594	46.421	139.5	9:17.212	



2-Belcar Historic Cup

Spa Summer Classic

Race 1

Sector Analysis

— Invalidated Lap
 ■ Personal Best
 ■ Session Best
 B Crossing the pit lane

Lap	D	Time	Sector 1	Sector 2	Sector 3	Kph	Elapsed	Lap	D	Time	Sector 1	Sector 2	Sector 3	Kph	Elapsed
4	1	3:03.620	51.978	1:20.591	51.051	137.3	12:20.832								
5	1	3:07.728	51.687	1:20.650	55.391	134.3	15:28.560								
6	1	2:56.992	50.983	1:19.972	46.037	142.5	18:25.552								
7	1	2:57.315	50.983	1:19.602	46.730	142.2	21:22.867								
8	1	2:58.683	51.128	1:19.464	48.091	141.1	24:21.550								
9	1	2:58.092	51.211	1:20.407	46.474	141.6	27:19.642								
10	1	2:58.853	51.546	1:20.007	47.300	141.0	30:18.495								
11	1	2:58.553	51.357	1:20.630	46.566	141.2	33:17.048								