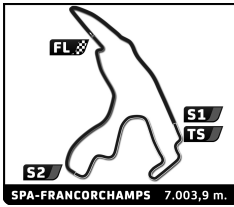


## 2-Belcar Historic Cup Spa Summer Classic Qualifying

### Sector Analysis

— Invalidated Lap    ■ Personal Best    ■ Session Best    B Crossing the pit lane

Lap D	Time	Sector 1	Sector 2	Sector 3	Kph	Elapsed	Lap D	Time	Sector 1	Sector 2	Sector 3	Kph	Elapsed
<b>1</b> 1.Dirk KUIJL BMW CSL 3.5 1 D							6 1	4:07.631	2:05.659	1:17.539	<b>44.433</b>	101.8	23:58.525
1 1	3:43.775	1:25.018	1:30.509	48.248	110.7	3:43.775	7 1	3:17.450 B	<b>48.787</b>	<b>1:14.230</b>	1:14.433	127.7	27:15.975
2 1	3:28.733	1:18.763	1:24.447	45.523	120.8	7:12.508							
3 1	2:45.592	<b>46.807</b>	1:15.535	43.250	152.3	9:58.100							
4 1	4:22.195 B	59.687	1:34.703	1:47.805	96.2	14:20.295							
5 1	4:30.822	2:27.902	1:19.034	43.886	93.1	18:51.117							
6 1	<b>2:45.222</b>	47.055	<b>1:15.355</b>	<b>42.812</b>	152.6	21:36.339							
7 1	2:45.501	46.885	1:15.399	43.217	152.4	24:21.840							
8 1	3:17.027 B	46.974	1:17.673	1:12.380	128.0	27:38.867							
<b>2</b> 1.Luc MOORTGAT PORSCHE 964 4 D													
1 1	3:17.946	53.060	1:35.122	49.764	125.2	3:17.946							
2 1	3:20.095	48.627	1:47.208	44.260	126.0	6:38.041							
3 1	2:46.284	47.607	1:16.264	42.413	151.6	9:24.325							
4 1	4:33.214 B	46.114	2:10.408	1:36.692	92.3	13:57.539							
5 1	4:30.060	2:30.065	1:17.465	42.530	93.4	18:27.599							
6 1	2:41.124	<b>45.163</b>	1:14.852	41.109	156.5	21:08.723							
7 1	<b>2:39.250</b>	45.400	<b>1:12.940</b>	<b>40.910</b>	158.3	23:47.973							
8 1	3:22.713 B	49.005	1:19.949	1:13.759	124.4	27:10.686							
<b>5</b> 1.Evertjan ALDERS BMW E28 M5 4 D													
1 1	3:17.590	49.318	1:35.564	52.708	125.4	3:17.590							
2 1	3:25.371	48.915	1:50.680	45.776	122.8	6:42.961							
3 1	2:48.392	48.068	1:16.780	43.544	149.7	9:31.353							
4 1	4:34.836 B	46.504	2:05.897	1:42.435	91.7	14:06.189							
5 1	4:43.462	2:37.532	1:19.098	46.832	89.0	18:49.651							
6 1	2:47.746	47.186	1:16.364	44.196	150.3	21:37.397							
7 1	<b>2:46.670</b>	47.121	<b>1:16.304</b>	<b>43.245</b>	151.3	24:24.067							
8 1	3:19.455 B	<b>46.713</b>	1:18.470	1:14.272	126.4	27:43.522							
<b>6</b> 1.Guy DE BAER FORD GT40 2 D													
1 1	3:57.228	1:26.531	1:36.447	54.250	104.4	3:57.228							
2 1	3:57.972	1:29.012	1:32.779	56.181	106.0	7:55.200							
3 1	3:53.741 B	54.738	1:27.647	1:31.356	107.9	11:48.941							
4 1	6:59.635	4:38.330	1:28.300	53.005	60.1	18:48.576							
5 1	3:11.233	53.933	1:27.155	<b>50.145</b>	131.9	21:59.809							
6 1	<b>3:08.113</b>	<b>53.304</b>	<b>1:24.412</b>	50.397	134.0	25:07.922							
7 1	3:50.171 B	54.075	1:27.816	1:28.280	109.5	28:58.093							
<b>8</b> 1.Sidney DIELEMAN BMW E46 M3 6 D													
1 1	3:42.012	1:10.842	1:37.429	53.741	111.6	3:42.012							
2 1	3:32.470	1:17.973	1:26.489	48.008	118.7	7:14.482							
3 1	<b>2:50.934</b>	49.688	1:16.285	44.961	147.5	10:05.416							
4 1	4:12.630 B	1:04.096	1:33.794	1:34.740	99.8	14:18.046							
5 1	5:32.848 B	3:08.580	1:25.397	58.871	75.8	19:50.894							
<b>15</b> 1.Pieter DIELEMAN VOLVO 850 6 C													
1 1	3:43.608	1:12.210	1:36.968	54.430	110.8	3:43.608							
2 1	3:50.334	1:30.167	1:30.209	<b>49.958</b>	109.5	7:33.942							
3 1	3:26.746 B	55.415	1:24.527	1:06.804	122.0	11:00.688							
4 1	7:49.083	5:33.553	1:25.571	49.959	53.8	18:49.771							
5 1	3:10.664	55.345	1:25.063	50.256	132.2	22:00.435							
6 1	<b>3:08.806</b>	<b>54.964</b>	<b>1:23.231</b>	50.611	133.5	25:09.241							
7 1	3:52.035 B	55.134	1:26.270	1:30.631	108.7	29:01.276							
<b>17</b> 1.Eric NULENS PORSCHE 964 4 D													
1 1	3:49.265	1:22.270	1:37.959	49.036	108.1	3:49.265							
2 1	3:37.186	1:26.755	1:23.195	47.236	116.1	7:26.451							
3 1	2:54.472	48.424	1:19.424	46.624	144.5	10:20.923							
4 1	4:21.200 B	1:04.281	1:33.479	1:43.440	96.5	14:42.123							
5 1	5:08.100	2:59.941	1:19.659	48.500	81.8	19:50.223							
6 1	2:51.203	47.884	1:18.260	45.059	147.3	22:41.426							
7 1	<b>2:48.710</b>	<b>47.358</b>	<b>1:16.710</b>	<b>44.642</b>	149.5	25:30.136							
<b>18</b> 1.Jill MENNEN BMW Z3 Coupé 6 D													
1 1	4:19.760	1:48.766	1:40.793	50.201	95.4	4:19.760							
2 1	3:37.171	1:22.120	1:25.242	49.809	116.1	7:56.931							
3 1	3:48.308 B	<b>54.071</b>	1:26.058	1:28.179	110.4	11:45.239							
4 1	8:10.773	5:57.897	1:23.916	<b>48.960</b>	51.4	19:56.012							
5 1	<b>3:07.368</b>	54.191	<b>1:22.856</b>	50.321	134.6	23:03.380							
6 1	3:19.385 B	54.477	1:26.518	58.390	126.5	26:22.765							
<b>21</b> 1.Eric DAMSEAUX AUSTIN Mini Cooper S 2 A													
1 1	4:41.323	1:52.789	1:40.665	1:07.869	88.1	4:41.323							
2 1	3:45.935	1:20.105	1:32.968	52.862	111.6	8:27.258							
3 1	4:19.841 B	55.969	1:38.283	1:45.589	97.0	12:47.099							
4 1	6:17.104	3:58.028	1:27.592	<b>51.484</b>	66.9	19:04.203							
5 1	3:15.639	56.068	1:25.905	53.666	128.9	22:19.842							
6 1	<b>3:11.868</b>	<b>55.631</b>	<b>1:24.441</b>	51.796	131.4	25:31.710							
7 1	4:32.892 B	1:02.511	1:57.698	1:32.683	92.4	30:04.602							
<b>22</b> 1.Anthony VONK BMW 635 CSI 2 D													
1 1	4:07.597	1:34.161	1:44.368	49.068	100.1	4:07.597							
2 1	3:38.386	1:28.612	1:23.591	46.183	115.5	7:45.983							
3 1	3:18.878 B	49.607	1:19.283	1:09.988	126.8	11:04.861							
4 1	7:50.630	5:42.693	1:20.714	47.223	53.6	18:55.491							
5 1	2:51.198	49.061	1:17.341	<b>44.796</b>	147.3	21:46.689							
6 1	<b>2:50.772</b>	<b>48.380</b>	<b>1:17.333</b>	45.059	147.6	24:37.461							
7 1	3:54.167 B	48.414	1:24.400	1:41.353	107.7	28:31.628							

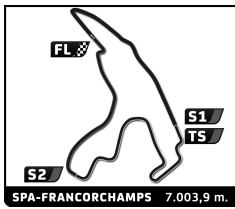


## 2-Belcar Historic Cup Spa Summer Classic Qualifying

### Sector Analysis

— Invalidated Lap    ■ Personal Best    ■ Session Best    B Crossing the pit lane

Lap	D	Time	Sector 1	Sector 2	Sector 3	Kph	Elapsed	Lap	D	Time	Sector 1	Sector 2	Sector 3	Kph	Elapsed
<b>23</b>		1. Dominique HOLVOET		TOYOTA MR2		4 A		<b>42</b>		1. Gilles DUBOIS		BMW E30 325i		4 C	
1	1	3:48.512	1:16.076	1:38.177	54.259	108.4	3:48.512	1	1	4:39.228	1:47.038	1:45.166	1:07.024	88.7	4:39.228
2	1	3:54.659	1:32.248	1:29.860	52.551	107.5	7:43.171	2	1	3:50.624	1:18.711	1:35.405	56.508	109.3	8:29.852
3	1	3:56.393 B	58.850	1:25.607	1:31.936	106.7	11:39.564	3	1	4:22.538 B	58.188	1:39.302	1:45.048	96.0	12:52.390
4	1	7:11.956	4:54.139	1:25.190	52.627	58.4	18:51.520	4	1	6:20.178	4:08.580	1:23.607	47.991	66.3	19:12.568
5	1	3:14.939	58.584	1:24.695	51.660	129.3	22:06.459	5	1	3:05.766	52.585	1:22.653	50.528	135.7	22:18.334
6	1	3:14.178	57.205	1:24.919	52.054	129.9	25:20.637	6	1	3:01.363	52.065	1:21.184	48.114	139.0	25:19.697
7	1	4:19.248 B	58.498	1:44.896	1:35.854	97.3	29:39.885	7	1	3:54.809 B	53.075	1:38.006	1:23.728	107.4	29:14.506
<b>24</b>		1. Bas VAN ELDEREN		BMW E30 325i		4 D		<b>52</b>		1. Jan BRUNEEL		BMW E30 325i		4 C	
1	1	3:25.314	1:05.347	1:29.365	50.602	120.7	3:25.314	1	1	3:36.951	1:08.354	1:35.064	53.533	114.2	3:36.951
2	1	3:25.613	53.431	1:44.712	47.470	122.6	6:50.927	2	1	3:35.694	1:02.164	1:43.476	50.054	116.9	7:12.645
3	1	2:58.757	51.957	1:19.969	46.831	141.1	9:49.684	3	1	3:17.122 B	52.543	1:24.790	59.789	127.9	10:29.767
4	1	4:24.047 B	1:00.045	1:38.414	1:45.588	95.5	14:13.731	4	1	8:25.043	6:15.527	1:22.479	47.037	49.9	18:54.810
5	1	5:33.116	3:24.630	1:20.337	48.149	75.7	19:46.847	5	1	2:53.864	49.710	1:18.806	45.348	145.0	21:48.674
6	1	3:08.265	52.130	1:19.381	56.754	133.9	22:55.112	6	1	2:53.572	49.223	1:18.891	45.458	145.3	24:42.246
								7	1	3:56.475 B	48.842	1:27.058	1:40.575	106.6	28:38.721
<b>31</b>		1. Andrea TESSARO		DALLARA X1/9		1 B		<b>53</b>		1. Wim KUIJL		FORD Capri 3100 RS		2 D	
1	1	4:11.102 B	1:20.282	1:39.825	1:10.995	98.7	4:11.102	1	1	5:43.586	1:56.345	1:54.209	1:53.032	72.1	5:43.586
<b>33</b>		1. Tim KUIJL		BMW E46		6 C		2	1	2:39.078	44.780	1:12.355	41.943	158.5	8:22.664
1	1	3:55.404	1:43.236	1:25.659	46.509	105.2	3:55.404	3	1	3:39.013 B	48.112	1:19.862	1:31.039	115.1	12:01.677
2	1	3:25.885	1:26.010	1:16.970	42.905	122.5	7:21.289	4	1	6:26.346	4:29.504	1:14.361	42.481	65.3	18:28.023
3	1	2:41.481	46.775	1:12.425	42.281	156.1	10:02.770	5	1	2:36.481	44.624	1:11.499	40.358	161.1	21:04.504
4	1	4:22.390 B	1:01.941	1:34.161	1:46.288	96.1	14:25.160	6	1	2:36.665	44.585	1:11.563	40.517	160.9	23:41.169
5	1	6:27.477	4:27.209	1:17.885	42.383	65.1	20:52.637	7	1	3:10.636 B	48.291	1:18.162	1:04.183	132.3	26:51.805
6	1	2:38.895	45.667	1:11.668	41.560	158.7	23:31.532								
7	1	3:13.999 B	54.158	1:14.706	1:05.135	130.0	26:45.531								
<b>35</b>		1. Audrey VAN HAM		FORD Capri 2600 RS		1 D		<b>54</b>		1. Jan VAN ELDEREN		FORD Sierra RS500 Cosworth		3 D	
1	1	4:08.277				99.8	4:08.277	1	1	3:20.047	57.064	1:31.795	51.188	123.8	3:20.047
2	1	3:36.567				116.4	7:44.844	2	1	3:22.697	49.126	1:48.472	45.099	124.4	6:42.744
3	1	3:12.678 B				130.9	10:57.522	3	1	2:43.595	46.502	1:14.397	42.696	154.1	9:26.339
4	1	7:22.107				57.0	18:19.629	4	1	4:37.089 B	45.489	2:10.164	1:41.436	91.0	14:03.428
5	1	2:54.658				144.4	21:14.287	5	1	5:29.403	3:28.521	1:16.753	44.129	76.5	19:32.831
6	1	2:53.260				145.5	24:07.547	6	1	2:55.293 B	47.473	1:13.940	53.880	143.8	22:28.124
7	1	3:17.375 B				127.7	27:24.922	7	1	3:38.394	1:37.607	1:17.260	43.527	115.5	26:06.518
								8	1	4:40.284 B	1:26.682	1:48.573	1:25.029	90.0	30:46.802
<b>38</b>		1. Filip MAHIEU 2. Wouter MAHIEU		TRIUMPH Dolomite Sprint		2 B		<b>55</b>		1. Leonard BATENBURG		BMW M3 E30		4 C	
1	1	4:40.282	1:32.252	1:55.325	1:12.705	88.4	4:40.282	1	1	4:00.754	1:45.812	1:24.056	50.886	102.9	4:00.754
2	1	10:42.018 B	1:26.999	7:57.786	1:17.233	39.3	15:22.300	2	1	3:24.488	1:23.196	1:17.142	44.150	123.3	7:25.242
								3	1	2:45.220	48.182	1:13.913	43.125	152.6	10:10.462
								4	1	4:26.019 B	1:11.846	1:32.981	1:41.192	94.8	14:36.481
								5	1	6:26.171	4:28.338	1:14.260	43.573	65.3	21:02.652
								6	1	2:43.289	46.766	1:13.599	42.924	154.4	23:45.941
								7	1	3:03.329 B	47.341	1:14.871	1:01.117	137.5	26:49.270

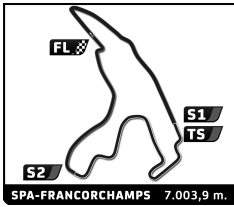


## 2-Belcar Historic Cup Spa Summer Classic Qualifying

### Sector Analysis

— Invalidated Lap    ■ Personal Best    ■ Session Best    ■ Crossing the pit lane

Lap	D	Time	Sector 1	Sector 2	Sector 3	Kph	Elapsed	Lap	D	Time	Sector 1	Sector 2	Sector 3	Kph	Elapsed	
<b>56</b>		1. Geert HOUTHOOFD						BMW 325 E36 6 C			PORSCHE 911 RS 2 D					
1	1	4:22.628	1:44.226	1:41.379	57.023	94.3	4:22.628	1	1	19:51.969				20.8	19:51.969	
2	1	3:49.588	1:22.923	1:33.558	53.107	109.8	8:12.216	2	1	3:03.705				137.3	22:55.674	
3	1	3:51.724 <b>B</b>	57.830	1:31.747	1:22.147	108.8	12:03.940	3	1	<b>3:01.005</b>				139.3	25:56.679	
4	1	7:49.655	5:23.977	1:30.652	55.026	53.7	19:53.595									
5	1	<b>3:17.976</b>	56.634	1:29.183	<b>52.159</b>	127.4	23:11.571									
6	1	3:32.855 <b>B</b>	<b>55.967</b>	<b>1:28.158</b>	1:08.730	118.5	26:44.426									
<b>57</b>		1. Joe GOMM						FORD Escort RS1600 1 B			PORSCHE 964 4 D					
1	1	4:42.871	1:48.556	1:51.761	1:02.554	87.6	4:42.871	1	1	3:45.528	1:30.377	1:29.206	45.945	109.9	3:45.528	
2	1	3:31.340	1:16.984	1:25.397	48.959	119.3	8:14.211	2	1	3:29.159	1:25.086	1:20.200	43.873	120.6	7:14.687	
3	1	3:43.928 <b>B</b>	53.727	1:21.686	1:28.515	112.6	11:58.139	3	1	<b>2:44.696</b>	<b>47.439</b>	<b>1:14.245</b>	<b>43.012</b>	153.1	9:59.383	
4	1	7:30.979	5:22.107	1:20.738	48.134	55.9	19:29.118	4	1	4:23.161 <b>B</b>	59.363	1:35.612	1:48.186	95.8	14:22.544	
5	1	2:57.809	52.189	<b>1:18.537</b>	47.083	141.8	22:26.927	5	1	5:08.990	3:08.728	1:16.657	43.605	81.6	19:31.534	
6	1	<b>2:56.318</b>	<b>49.896</b>	1:19.804	<b>46.618</b>	143.0	25:23.245	6	1	2:44.880	46.161	<b>1:13.566</b>	45.153	152.9	22:16.414	
								7	1	<b>2:42.857</b>	46.261	1:13.955	<b>42.641</b>	154.8	24:59.271	
								8	1	3:50.593 <b>B</b>	<b>45.983</b>	1:23.713	1:40.897	109.3	28:49.864	
<b>66</b>		1. Patrick VERBELEN						NISSAN 200 SX 4 D			MAZDA RX 3 2 C					
1	1	3:31.416	1:02.954	1:38.332	50.130	117.2	3:31.416	1	1	3:48.442	1:21.052	1:37.620	49.770	108.5	3:48.442	
2	1	3:21.437	49.437	1:47.989	44.011	125.2	6:52.853	2	1	3:34.627	1:26.909	1:21.022	46.696	117.5	7:23.069	
3	1	2:50.301	47.277	1:18.351	44.673	148.1	9:43.154	3	1	<b>2:52.703</b>	48.702	1:18.709	45.292	146.0	10:15.772	
4	1	4:26.041 <b>B</b>	52.963	1:49.878	1:43.200	94.8	14:09.195	4	1	4:24.044 <b>B</b>	1:08.194	1:34.133	1:41.717	95.5	14:39.816	
5	1	4:47.512	2:39.096	1:21.966	46.450	87.7	18:56.707	5	1	4:40.240	2:37.128	1:18.267	<b>44.845</b>	90.0	19:20.056	
6	1	2:50.119	48.355	1:18.648	<b>43.116</b>	148.2	21:46.826	6	1	2:55.926	48.461	1:19.704	47.761	143.3	22:15.982	
7	1	<b>2:46.532</b>	46.949	<b>1:16.387</b>	43.196	151.4	24:33.358	7	1	2:53.115	48.494	<b>1:18.054</b>	46.567	145.6	25:09.097	
8	1	3:26.748 <b>B</b>	<b>46.900</b>	1:21.150	1:18.698	122.0	28:00.106	8	1	3:43.811 <b>B</b>	<b>48.330</b>	1:22.256	1:33.225	112.7	28:52.908	
<b>71</b>		1. Bruno LIMA						BMW E30 M3 4 C			TOYOTA Carina 6 B					
1	1	4:34.557	2:00.481	1:33.684	1:00.392	90.2	4:34.557	1	1	3:39.299	1:01.019	<b>1:39.395</b>	<b>58.885</b>	113.0	3:39.299	
2	1	3:30.234	1:17.396	1:25.518	47.320	119.9	8:04.791	2	1	<b>4:18.885</b>	<b>1:32.865</b>	1:46.022	59.998	97.4	7:58.184	
3	1	3:38.223 <b>B</b>	51.755	1:20.771	1:25.697	115.5	11:43.014									
4	1	6:52.121	4:47.687	1:19.774	44.660	61.2	18:35.135									
5	1	2:53.867	51.495	1:17.833	44.539	145.0	21:29.002									
6	1	<b>2:48.240</b>	<b>47.960</b>	<b>1:16.217</b>	<b>44.063</b>	149.9	24:17.242									
7	1	3:18.684 <b>B</b>	<b>47.521</b>	<b>1:18.772</b>	<b>1:12.321</b>	126.9	27:35.926									
<b>75</b>		1. Thierry DE BONHOME 2. Guy BRIEVEN						CITROEN AX Sport 4 A			VOLVO 240 2 C					
1	1	3:30.753	52.325	1:43.468	54.960	117.6	3:30.753	1	1	8:22.330				49.3	8:22.330	
2	1	3:48.945	58.022	1:57.627	53.296	110.1	7:19.698	2	1	3:00.707 <b>B</b>				139.5	11:23.037	
3	1	5:58.716 <b>B</b>	55.944	1:29.665	3:33.107	70.3	13:18.414	3	1	7:34.352				55.5	18:57.389	
4	1	5:45.726	3:27.678	1:27.076	50.972	72.9	19:04.140	4	1	3:10.977				132.0	22:08.366	
5	1	3:10.837	55.735	1:24.847	50.255	132.1	22:14.977	5	1	<b>3:10.628</b>				132.3	25:18.994	
6	1	<b>3:07.230</b>	<b>54.679</b>	<b>1:23.191</b>	<b>49.360</b>	134.7	25:22.207									
7	1	4:29.781 <b>B</b>	55.392	1:40.259	1:54.130	93.5	29:51.988									
<b>147</b>		1. David POTTERS						PEUGEOT 206 GTI 6 B								
1	1	4:24.025 <b>B</b>	1:40.934	1:36.868	1:06.223	93.8	4:24.025	1	1	4:24.025 <b>B</b>	1:40.934	1:36.868	1:06.223	93.8	4:24.025	
2	1	3:49.279	1:33.005	1:26.483	49.791	110.0	8:13.304	2	1	3:49.279	1:33.005	1:26.483	49.791	110.0	8:13.304	
3	1	5:26.779 <b>B</b>	1:20.054	2:17.695	1:49.030	77.2	13:40.083	3	1	5:26.779 <b>B</b>	1:20.054	2:17.695	1:49.030	77.2	13:40.083	
4	1	10:29.402	8:17.460	<b>1:23.380</b>	<b>48.562</b>	40.1	24:09.485	4	1	10:29.402	8:17.460	<b>1:23.380</b>	<b>48.562</b>	40.1	24:09.485	
5	1	3:23.851 <b>B</b>	<b>53.158</b>	1:20.317	1:10.376	123.7	27:33.336	5	1	3:23.851 <b>B</b>	<b>53.158</b>	1:20.317	1:10.376	123.7	27:33.336	

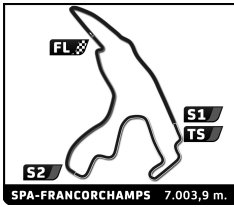


## 2-Belcar Historic Cup Spa Summer Classic Qualifying

### Sector Analysis

— Invalidated Lap    ■ Personal Best    ■ Session Best    B Crossing the pit lane

Lap	D	Time	Sector 1	Sector 2	Sector 3	Kph	Elapsed	Lap	D	Time	Sector 1	Sector 2	Sector 3	Kph	Elapsed		
<b>150</b>		1. Ronald THIENPONT TOYOTA Supra MK3 4 D									BMW 2002 2 B						
1	1	3:32.168	1:04.834	1:37.089	50.245	116.8	3:32.168	1	1	3:37.850	1:06.596	1:36.245	55.009	113.7	3:37.850		
2	1	3:26.366	50.219	1:50.217	45.930	122.2	6:58.534	2	1	3:39.244	1:03.327	1:43.356	52.561	115.0	7:17.094		
3	1	2:54.148	49.183	1:19.792	45.173	144.8	9:52.682	3	1	3:08.237	54.013	1:24.558	49.666	133.9	10:25.331		
4	1	4:24.439 B	1:00.621	1:37.779	1:46.039	95.3	14:17.121	4	1	4:18.417 B	1:01.712	1:32.400	1:44.305	97.6	14:43.748		
5	1	4:42.048	2:33.743	1:22.074	46.231	89.4	18:59.169	5	1	5:13.845	2:57.568	1:26.241	50.036	80.3	19:57.593		
6	1	2:53.174	49.025	1:19.401	44.748	145.6	21:52.343	6	1	3:06.424	53.080	1:23.843	49.501	135.3	23:04.017		
7	1	2:51.011	48.348	1:18.496	44.167	147.4	24:43.354	7	1	3:02.204	52.769	1:21.233	48.202	138.4	26:06.221		
8	1	3:52.366 B	47.493	1:24.663	1:40.210	108.5	28:35.720	8	1	4:43.474 B	1:28.955	1:49.171	1:25.348	88.9	30:49.695		
<b>157</b>		1. Jasper DIERCKX BMW E36 325i 6 C									FORD Puma 16V 6 A						
1	1	4:06.107	1:37.961	1:37.098	51.048	100.7	4:06.107	1	1	5:26.078	2:03.409	1:51.982	1:30.687	76.0	5:26.078		
2	1	3:32.790	1:26.935	1:19.779	46.076	118.5	7:38.897	2	1	3:27.183	1:00.277	1:33.927	52.979	121.7	8:53.261		
3	1	3:10.811 B	50.039	1:17.081	1:03.691	132.1	10:49.708	3	1	4:51.130 B	56.116	2:03.429	1:51.585	86.6	13:44.391		
4	1	7:52.540	5:46.734	1:19.392	46.414	53.4	18:42.248	4	1	5:22.477	3:06.832	1:25.927	49.718	78.2	19:06.868		
5	1	2:52.083	49.621	1:16.855	45.607	146.5	21:34.331	5	1	3:11.096	55.155	1:24.678	51.263	131.9	22:17.964		
6	1	2:52.352	49.441	1:17.466	45.445	146.3	24:26.683	6	1	3:06.601	54.416	1:22.586	49.599	135.1	25:24.565		
7	1	3:26.137 B	49.451	1:18.137	1:18.549	122.3	27:52.820	7	1	4:17.216 B	55.506	1:45.124	1:36.586	98.0	29:41.781		
<b>160</b>		1. Bill WATT LOTUS Elan S2 1 A									ALFA ROMEO 156 7						
1	1	4:04.894	1:34.838	1:39.635	50.421	101.2	4:04.894	1	1	3:26.795	54.244	1:39.912	52.639	119.8	3:26.795		
2	1	3:48.287	1:23.324	1:32.897	52.066	110.4	7:53.181	2	1	3:37.667	54.892	1:52.693	50.082	115.8	7:04.462		
3	1	3:48.035 B	51.665	1:25.029	1:31.341	110.6	11:41.216	3	1	3:04.605	53.135	1:22.371	49.099	136.6	10:09.067		
4	1	7:10.232	4:45.324	1:33.535	51.373	58.6	18:51.448	4	1	4:25.464 B	1:11.642	1:33.813	1:40.009	95.0	14:34.531		
5	1	3:15.225	53.288	1:33.285	48.652	129.2	22:06.673	5	1	5:00.519	2:43.263	1:26.609	50.647	83.9	19:35.050		
6	1	3:07.925	51.917	1:26.636	49.372	134.2	25:14.598	6	1	3:01.414	52.112	1:20.774	48.528	139.0	22:36.464		
7	1	3:54.081 B	52.643	1:42.584	1:18.854	107.7	29:08.679	7	1	3:02.190	52.482	1:21.104	48.604	138.4	25:38.654		
<b>175</b>		1. Edgar SALEWSKI PORSCHE 911 RSR 7									BMW E36 6 C						
1	1	4:53.567	2:05.104	1:42.863	1:05.600	84.4	4:53.567	1	1	4:33.904	1:45.701	1:45.858	1:02.345	90.5	4:33.904		
2	1	3:09.611	1:06.192	1:18.281	45.138	133.0	8:03.178	2	1	3:45.832	1:19.697	1:32.912	53.223	111.7	8:19.736		
3	1	3:06.448 B	46.979	1:14.268	1:05.201	135.2	11:09.626	3	1	4:21.796 B	1:00.533	1:38.245	1:43.018	96.3	12:41.532		
4	1	7:11.887	5:15.732	1:13.020	43.135	58.4	18:21.513	4	1	6:21.714	3:59.889	1:30.245	51.580	66.1	19:03.246		
5	1	2:41.907	46.832	1:12.862	42.213	155.7	21:03.420	5	1	3:17.801	56.045	1:29.928	51.828	127.5	22:21.047		
6	1	2:42.890	46.187	1:13.789	42.914	154.8	23:46.310	6	1	3:12.843	55.183	1:26.590	51.070	130.7	25:33.890		
7	1	3:26.752 B	47.993	1:26.830	1:11.929	122.0	27:13.062	7	1	4:32.738 B	1:04.591	1:56.122	1:32.025	92.4	30:06.628		
<b>194</b>		1. Mario POTTERS PEUGEOT 205 GTI 4 A									FORD Escort MkII RS2000 2 B						
1	1	3:45.703	1:19.190	1:35.862	50.651	109.8	3:45.703	1	1	4:12.653	1:51.637	1:33.784	47.232	98.1	4:12.653		
2	1	3:42.195	1:29.600	1:25.462	47.133	113.5	7:27.898	2	1	3:34.531	1:24.289	1:22.201	48.041	117.5	7:47.184		
3	1	3:14.907 B	52.920	1:20.432	1:01.555	129.4	10:42.805	3	1	3:14.621 B	51.303	1:17.874	1:05.444	129.6	11:01.805		
4	1	7:50.886	5:43.237	1:20.309	47.340	53.5	18:33.691	4	1	7:19.048	5:14.999	1:18.032	46.017	57.4	18:20.853		
5	1	2:59.827	54.261	1:18.709	46.857	140.2	21:33.518	5	1	2:54.352	50.612	1:17.288	46.452	144.6	21:15.205		
6	1	2:57.265	52.021	1:18.313	46.931	142.2	24:30.783	6	1	2:54.559	50.318	1:17.739	46.502	144.4	24:09.764		
7	1	3:56.627 B	51.643	1:27.057	1:37.927	106.6	28:27.410										



## 2-Belcar Historic Cup Spa Summer Classic Qualifying

### Sector Analysis

— Invalidated Lap    ■ Personal Best    ■ Session Best    **B** Crossing the pit lane

Lap	D	Time	Sector 1	Sector 2	Sector 3	Kph	Elapsed	Lap	D	Time	Sector 1	Sector 2	Sector 3	Kph	Elapsed
7	1	3:16.766 <b>B</b>	51.655	1:18.053	1:07.058	128.1	27:26.530								

911
1. Michael WITKE

PORSCHE 911 RSR  
2 D

1	1	4:31.651	2:04.160	1:32.261	55.230	91.2	4:31.651
2	1	3:19.939	1:15.665	1:19.450	44.824	126.1	7:51.590
3	1	2:42.476	46.182	1:13.394	42.900	155.2	10:34.066
4	1	4:25.766 <b>B</b>	1:29.935	1:37.275	1:18.556	94.9	14:59.832
5	1	4:29.928	2:28.265	1:16.800	44.863	93.4	19:29.760
6	1	2:43.977	46.118	1:13.073	44.786	153.8	22:13.737
7	1	3:11.518 <b>B</b>	46.455	1:19.311	1:05.752	131.7	25:25.255

937
1. Ilaria STALLIVIERE

PORSCHE 944 Carrera GTs  
1 D

1	1	3:39.553	1:10.522	1:36.374	52.657	112.8	3:39.553
2	1	3:41.863	1:10.990	1:41.578	49.295	113.6	7:21.416
3	1	3:06.354	53.109	1:25.452	47.793	135.3	10:27.770
4	1	4:28.390 <b>B</b>	1:15.574	1:47.914	1:24.902	93.9	14:56.160
5	1	4:45.996	2:29.520	1:25.498	50.978	88.2	19:42.156
6	1	3:12.299	53.149	1:28.282	50.868	131.1	22:54.455
7	1	3:02.736	53.726	1:21.961	47.049	138.0	25:57.191
8	1	4:27.606 <b>B</b>	1:16.853	1:43.554	1:27.199	94.2	30:24.797

944
1. Luc GEEBELEN

PORSCHE 944 Turbo  
4 D

1	1	4:04.290	1:29.994	1:38.637	55.659	101.4	4:04.290
2	1	3:54.794	1:29.450	1:32.956	52.388	107.4	7:59.084
3	1	7:40.125 <b>B</b>	52.617	1:28.408	5:19.100	54.8	15:39.209
4	1	4:11.822	1:54.128	1:27.018	50.676	100.1	19:51.031
5	1	3:03.414	50.909	1:23.265	49.240	137.5	22:54.445
6	1	3:01.192	50.605	1:22.935	47.652	139.2	25:55.637
7	1	4:55.789 <b>B</b>	1:14.480	1:40.714	2:00.595	85.2	30:51.426