

1-SPA 3 HOURS

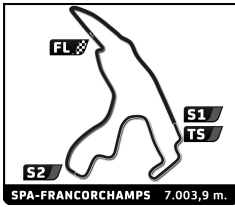
Spa Summer Classic

Qualifying

Sector Analysis

— Invalidated Lap ■ Personal Best ■ Session Best B Crossing the pit lane

Lap	D	Time	Sector 1	Sector 2	Sector 3	T.Spd	Elapsed	Lap	D	Time	Sector 1	Sector 2	Sector 3	T.Spd	Elapsed
1 1.Palle PEDERSEN 2.Alexander WEISS GINETTA G4R GR2 H65								3	1	3:14.087	54.966	1:27.871	51.250	187.5	11:07.731
1	1	3:00.041	44.698	1:21.225	54.118	177.6	3:00.041	4	1	3:14.365	56.104	1:27.011	51.250	184.3	14:22.096
2	1	2:45.701	46.335	1:15.801	43.565	205.3	5:45.742	5	1	3:13.054	55.343	1:26.541	51.170	184.0	17:35.150
3	1	2:46.953	46.255	1:15.901	44.797	212.2	8:32.695	6	1	3:14.657	54.857	1:28.513	51.287	175.9	20:49.807
4	1	2:51.294	46.892	1:17.148	47.254	215.6	11:23.989	7	1	3:26.233 B	55.273	1:25.968	1:04.992	186.2	24:16.040
5	1	3:03.224 B	47.660	1:18.259	57.305	218.6	14:27.213	8	1	7:34.735	5:20.641	1:25.479	48.615	175.6	31:50.775
6	1	7:13.325	5:01.483	1:23.949	47.893	177.9	21:40.538	9	1	3:07.462	53.188	1:25.556	48.718	186.5	34:58.237
7	1	3:06.035	51.006	1:25.621	49.408	175.0	24:46.573	10	1	3:06.258	53.890	1:24.050	48.318	192.2	38:04.495
8	1	3:04.006	50.007	1:23.722	50.277	188.2	27:50.579	11	1	5:11.018 B	1:20.798	2:09.362	1:40.858	89.9	43:15.513
9	1	3:04.805	51.339	1:24.557	48.909	186.2	30:55.384								
10	1	3:31.075 B	54.957	1:28.366	1:07.752	175.9	34:26.459								
11	1	4:38.071	2:30.026	1:20.017	48.028	201.5	39:04.530								
12	1	4:21.483 B	49.404	1:44.321	1:47.758	206.5	43:26.013								
2 1.Marcus FELLOWS 2.Aldair BOWIE AUSTIN HEALEY Sebring Sprite GR1 H65															
1	1	5:06.750	2:08.985	1:55.547	1:02.218	92.9	5:06.750								
2	1	3:39.571	1:04.853	1:37.016	57.702	148.6	8:46.321								
3	1	3:34.462	1:00.171	1:34.994	59.297	159.1	12:20.783								
4	1	7:30.494 B	1:01.447	1:41.071	4:47.976	137.4	19:51.277								
5	1	4:31.178	1:59.049	1:36.258	55.871	153.6	24:22.455								
6	1	3:31.384	1:00.211	1:34.170	57.003	163.6	27:53.839								
7	1	3:26.647	58.258	1:33.409	54.980	174.5	31:20.486								
8	1	3:28.785	59.599	1:34.446	54.740	159.8	34:49.271								
3 1.Wim KUIJL 2.Dirk KUIJL 3.Tim KUIJL FORD Capri 2600RS GR5 H76															
1	1	2:52.425	38.605	1:20.790	53.030	154.7	2:52.425								
2	1	2:48.635	48.252	1:16.266	44.117	212.2	5:41.060								
3	1	2:49.006	48.363	1:16.413	44.230	205.3	8:30.066								
4	1	2:54.580	48.069	1:17.488	49.023	211.8	11:24.646								
6 1.Filipe CARVALHO 2.António CARMONA FORD Escort GR5 H76															
1	1	3:53.025	1:09.914	1:43.985	59.126	135.2	3:53.025								
2	1	3:38.569	1:02.082	1:40.519	55.968	153.8	7:31.594								
3	1	3:35.018	1:00.345	1:39.787	54.886	161.9	11:06.612								
4	1	3:48.023 B	1:01.561	1:36.801	1:09.661	170.6	14:54.635								
5	1	5:16.082	2:42.144	1:36.710	57.228	149.0	20:10.717								
6	1	3:37.728	1:01.972	1:40.765	54.991	150.4	23:48.445								
7	1	3:38.277 B	57.020	1:30.897	1:10.360	180.9	27:26.722								
8	1	5:23.465	2:58.476	1:30.623	54.366	163.6	32:50.187								
9	1	3:20.609	56.964	1:30.946	52.699	172.0	36:10.796								
10	1	3:17.707	56.685	1:28.174	52.848	183.7	39:28.503								
11	1	4:52.332 B	1:08.216	1:46.159	1:57.957	119.5	44:20.835								
7 1.Eric DOUART 2.Guy CHRIQUI BMW 2800 CS GR4 H71															
1	1	4:26.007	1:49.003	1:40.820	56.184	120.9	4:26.007								
2	1	3:27.637	59.266	1:34.639	53.732	155.8	7:53.644								
8 1.Rüdiger FRIEDRICHS 2.Charlie MARTIN SHELBY Cobra GR3 H65															
1	1	3:45.679 B	1:12.446	1:31.792	1:01.441	141.0	3:45.679								
2	1	3:52.819	1:39.878	1:24.656	48.285	164.9	7:38.498								
3	1	2:57.827	50.575	1:20.160	47.092	181.8	10:36.325								
4	1	2:58.221	51.912	1:20.003	46.306	176.8	13:34.546								
5	1	2:56.186	48.598	1:20.768	46.820	201.9	16:30.732								
6	1	3:09.166 B	49.526	1:23.800	55.840	165.9	19:39.898								
7	1	5:13.058	3:03.968	1:22.671	46.419	154.9	24:52.956								
8	1	2:56.795	48.715	1:19.081	48.999	205.7	27:49.751								
9	1	2:59.070	50.250	1:21.442	47.378	178.2	30:48.821								
10	1	3:40.403 B	58.412	1:36.098	1:05.893	150.2	34:29.224								
11	1	9:05.748 B						43:34.972							
9 1.Charles FABER-CASTELL 2.Andrew NEWALL SHELBY Cobra Daytona GR3 H65															
1	1	9:16.838						9:16.838							
2	1	2:52.510						12:09.348							
3	1	3:11.967 B						15:21.315							
4	1	7:55.252						23:16.567							
5	1	3:22.115 B						26:38.682							
6	1	8:08.073						34:46.755							
7	1	2:54.359						37:41.114							
10 1.Menno GROENENDAAL 3.Jaap SINKE 2.Bart-Jan DEENIK FORD Escort RS2000 GR5 H76															
1	1	3:51.005	1:23.042	1:33.845	54.118	128.6	3:51.005								
2	1	3:17.007	57.574	1:28.351	51.082	156.5	7:08.012								
3	1	3:12.724	55.373	1:26.191	51.160	162.7	10:20.736								
4	1	3:29.264 B	56.029	1:26.990	1:06.245	161.0	13:50.000								
5	1	5:56.608	3:26.561	1:36.447	53.600	139.2	19:46.608								
6	1	3:18.041	58.161	1:28.504	51.376	169.8	23:04.649								
7	1	3:16.898	56.069	1:27.263	53.566	166.2	26:21.547								
8	1	3:13.192	56.064	1:26.032	51.096	159.8	29:34.739								
9	1	3:13.931	55.593	1:26.086	52.252	162.9	32:48.670								
10	1	3:28.093 B	56.216	1:29.372	1:02.505	160.2	36:16.763								
15 1.Emiel DE WEERDT 3.Geert BOELS 2.Bjorn KABERGS FORD Mustang Boss 302 GR4 H71															
1	1	4:17.164	1:38.844	1:42.066	56.254	111.8	4:17.164								
2	1	3:21.122	56.527	1:32.346	52.249	143.4	7:38.286								
3	1	3:15.198	52.997	1:29.338	52.863	159.5	10:53.484								
4	1	3:13.168	53.514	1:28.728	50.926	163.6	14:06.652								



1-SPA 3 HOURS

Spa Summer Classic

Qualifying

Sector Analysis

— Invalidated Lap ■ Personal Best ■ Session Best ■ Crossing the pit lane

Lap	D	Time	Sector 1	Sector 2	Sector 3	T.Sp	Elapsed	Lap	D	Time	Sector 1	Sector 2	Sector 3	T.Sp	Elapsed
5	1	5:17.859 B	53.336	1:29.037	2:55.486	164.4	19:24.511	7	1	3:52.603 B	1:00.152	1:39.936	1:12.515	159.1	27:49.090
6	1	4:21.841	1:53.867	1:34.975	52.999	179.7	23:46.352	8	1	5:19.042	2:46.649	1:36.759	55.634	145.6	33:08.132
7	1	3:02.024	51.017	1:23.531	47.476	184.3	26:48.376	9	1	3:21.717	59.177	1:29.719	52.821	166.2	36:29.849
8	1	3:02.085	51.060	1:23.425	47.600	192.2	29:50.461	10	1	3:19.646	57.938	1:28.713	52.995	164.9	39:49.495
9	1	3:06.748	50.991	1:27.666	48.091	171.4	32:57.209	11	1	5:08.543 B	1:22.140	2:01.168	1:45.235	103.1	44:58.038
10	1	3:03.308	50.641	1:24.547	48.120	173.4	36:00.517								
11	1	3:06.908	51.211	1:25.468	50.229	181.2	39:07.425								

22 1. Ellie BIRCHENHOUGH 3. Richard PARSONS
2. Nick TOPLISS

AUSTIN Mini Cooper S GR1 H65

1	1	3:41.905	1:04.476	1:39.482	57.947	135.2	3:41.905
2	1	3:31.395	59.865	1:35.870	55.660	142.7	7:13.300
3	1	3:23.246	57.986	1:31.078	54.182	160.2	10:36.546
4	1	3:21.765	58.144	1:28.372	55.249	166.7	13:58.311
5	1	3:34.072 B	59.148	1:29.453	1:05.471	166.9	17:32.383
6	1	5:17.546	2:48.145	1:32.820	56.581	144.4	22:49.929
7	1	3:32.726	59.572	1:35.710	57.444	151.3	26:22.655
8	1	3:43.230 B	1:00.107	1:33.263	1:09.860	160.2	30:05.885
9	1	4:57.758	2:30.296	1:34.715	52.747	142.5	35:03.643
10	1	3:16.602	56.827	1:27.450	52.325	175.0	38:20.245
11	1	4:06.667 B	1:00.516	1:33.136	1:33.015	165.1	42:26.912

24 1. Lando GRAF VON WEDEL
2. Alexis GRAF VON WEDEL

LOTUS Elan 26R GR1 H65

1	1	4:42.458 B	2:22.156	1:22.474	57.828	159.5	4:42.458
2	1	4:37.115	2:31.438	1:19.909	45.768	185.9	9:19.573
3	1	2:54.106	49.200	1:18.521	46.385	203.0	12:13.679
4	1	4:08.023 B	16:21.702
5	1	25:25.216 B	...	1:22.522	1:34.236	191.8	41:46.918

26 1. Christoph FORELL
2. Dennis FORELL

TRIUMPH TR4 GR2 H65

1	1	3:55.280	1:20.950	1:37.833	56.497	130.8	3:55.280
2	1	3:23.920	1:00.027	1:31.418	52.475	161.7	7:19.200
3	1	3:18.699	56.814	1:28.913	52.972	168.5	10:37.899
4	1	3:36.200 B	57.590	1:30.409	1:08.201	154.9	14:14.099
5	1	5:28.076	2:58.859	1:35.911	53.306	144.8	19:42.175
6	1	3:15.454	56.008	1:29.020	50.426	167.7	22:57.629
7	1	3:11.208	55.102	1:26.126	49.980	162.9	26:08.837
8	1	3:12.024	54.899	1:25.772	51.353	174.8	29:20.861
9	1	3:13.147	54.561	1:25.593	52.993	170.6	32:34.008
10	1	3:22.807	57.785	1:31.939	53.083	153.0	35:56.815
11	1	3:12.880	53.798	1:27.504	51.578	165.1	39:09.695
12	1	4:42.388 B	1:01.873	1:38.541	2:01.974	131.1	43:52.083

27 1. Julius JUNCK
2. Valentin JUNCK

TRIUMPH TR4 GR2 H65

1	1	4:28.534	1:43.093	1:44.615	1:00.826	124.4	4:28.534
2	1	3:38.815	1:04.566	1:36.285	57.964	149.8	8:07.349
3	1	3:35.623	1:02.537	1:36.403	56.683	145.7	11:42.972
4	1	4:18.718	59.664	2:15.993	1:03.061	156.1	16:01.690
5	1	4:08.750	1:00.253	2:10.749	57.748	159.8	20:10.440
6	1	3:46.047	1:01.915	1:40.661	1:03.471	151.9	23:56.487

29 1. Eduardo REIS 3. Guilherme DAL MASO
2. José CARVALHOSA

PORSCHE 911 2.7 RS GR5 H76

1	1	4:24.512	1:40.466	1:43.718	1:00.328	121.9	4:24.512
2	1	3:32.946	1:01.679	1:36.187	55.080	149.8	7:57.458
3	1	3:20.993	58.357	1:30.107	52.529	170.3	11:18.451
4	1	3:19.605	56.741	1:30.319	52.545	169.0	14:38.056
5	1	3:17.986	55.647	1:30.276	52.063	181.2	17:56.042
6	1	3:13.860	55.401	1:27.783	50.676	174.5	21:09.902
7	1	3:17.507	54.681	1:31.245	51.581	149.2	24:27.409
8	1	3:13.163	54.875	1:26.841	51.447	179.4	27:40.572
9	1	3:32.015 B	56.506	1:28.862	1:06.647	170.6	31:12.587
10	1	6:21.000	4:02.707	1:26.443	51.850	163.4	37:33.587
11	1	3:59.231 B	55.821	1:26.805	1:36.605	177.9	41:32.818

33 1. Paulo LIMA 3. José PARADELA
2. Pedro TEIXEIRA DE MELO

BMW 2800 CS GR4 H71

1	1	7:29.479	7:29.479
2	1	3:21.623	10:51.102
3	1	3:34.109 B	14:25.211
4	1	5:11.005	2:52.192	1:28.942	49.871	159.1	19:36.216
5	1	3:07.321	53.682	1:24.429	49.210	177.3	22:43.537
6	1	3:08.374	55.135	1:23.919	49.320	184.0	25:51.911
7	1	3:06.138	53.435	1:24.004	48.699	186.2	28:58.049
8	1	3:26.362 B	54.601	1:27.830	1:03.931	184.0	32:24.411
9	1	5:14.708	2:48.585	1:32.031	54.092	150.6	37:39.119

34 1. Alexander HEWITSON
2. Jack RAWLES

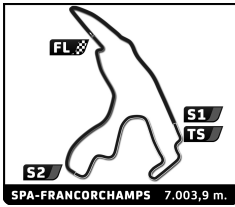
AUSTIN HEALEY 3000 GR2 H65

1	1	4:31.261	2:08.235	1:30.643	52.383	145.4	4:31.261
2	1	3:23.400 B	53.471	1:28.586	1:01.343	179.7	7:54.661
3	1	7:23.628	5:08.938	1:25.806	48.884	178.2	15:18.289
4	1	3:04.199	51.925	1:24.375	47.899	175.3	18:22.488
5	1	3:12.008 B	51.220	1:24.732	56.056	188.2	21:34.496
6	1	4:36.239	2:22.804	1:25.260	48.175	177.6	26:10.735
7	1	3:01.118	52.156	1:21.634	47.328	188.8	29:11.853
8	1	3:01.829	51.428	1:22.332	48.069	185.9	32:13.682
9	1	2:58.938	51.513	1:20.861	46.564	190.1	35:12.620
10	1	3:04.334	50.252	1:23.559	50.523	197.4	38:16.954
11	1	4:18.453 B	1:06.562	1:34.392	1:37.499	149.8	42:35.407

38 1. GIL LINSTER
2. Carlos RIVAS

FORD Mustang GR3 H65

1	1	4:43.155	2:22.396	1:29.819	50.940	143.6	4:43.155
2	1	3:06.405	52.601	1:24.430	49.374	180.9	7:49.560
3	1	3:06.353	52.275	1:23.722	50.356	191.2	10:55.913
4	1	3:07.083	52.954	1:25.761	48.368	168.5	14:02.996
5	1	3:02.647	51.528	1:23.411	47.708	198.5	17:05.643



1-SPA 3 HOURS

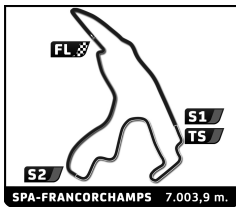
Spa Summer Classic

Qualifying

Sector Analysis

— Invalidated Lap ■ Personal Best ■ Session Best **B** Crossing the pit lane

Lap	D	Time	Sector 1	Sector 2	Sector 3	T.Spd	Elapsed	Lap	D	Time	Sector 1	Sector 2	Sector 3	T.Spd	Elapsed
6	1	3:04.856	51.042	1:23.762	50.052	185.6	20:10.499	6	1	3:31.312 B	57.933	1:31.275	1:02.104	164.4	23:13.010
7	1	3:14.024 B	52.653	1:23.178	58.193	162.9	23:24.523	7	1	6:21.514	3:40.022	1:41.497	59.995	123.0	29:34.524
<div style="border: 1px solid black; padding: 5px;"> 41 1.Manuel FERRÃO 2.Diogo FERRÃO Porsche 911 2.3 ST GR4 H71 </div>								<div style="border: 1px solid black; padding: 5px;"> 57 1.Joe GOMM 2.Dean TROWER 3.Gavin ALDWORTH FORD Anglia GR1 H65 </div>							
1	1	3:55.993	1:26.962	1:34.650	54.381	127.8	3:55.993	1	1	4:54.963	2:23.009	1:36.205	55.749	105.2	4:54.963
2	1	3:35.951 B	59.376	1:31.638	1:04.937	159.1	7:31.944	2	1	3:27.345	59.648	1:32.121	55.576	144.0	8:22.308
3	1	6:10.867	3:55.803	1:25.353	49.711	166.2	13:42.811	3	1	3:24.623	59.017	1:30.971	54.635	153.4	11:46.931
4	1	3:08.856	54.909	1:24.159	49.788	171.7	16:51.667	4	1	3:40.357 B	58.807			145.7	15:27.288
5	1	3:07.765	55.131	1:23.358	49.276	192.2	19:59.432	5	1	5:32.457	3:02.388	1:32.901	57.168	145.0	20:59.745
6	1	3:19.690 B	54.621	1:23.077	1:01.992	188.2	23:19.122	6	1	3:27.128	1:01.250	1:30.963	54.915	152.3	24:26.873
7	1	6:06.692	3:30.831	1:38.866	56.995	137.8	29:25.814	7	1	3:29.157	1:01.054	1:31.676	56.427	146.1	27:56.030
8	1	4:00.326 B	1:04.292	1:46.186	1:09.848	143.6	33:26.140	8	1	3:37.340 B	1:00.830	1:31.609	1:04.901	151.0	31:33.370
9	1	4:55.394	2:23.719	1:36.065	55.610	151.5	38:21.534	9	1	5:16.769	2:50.720			151.0	36:50.139
10	1	4:19.162 B	1:01.024	1:38.823	1:39.315	168.0	42:40.696	10	1	3:35.779 B	58.447			161.9	40:25.918
<div style="border: 1px solid black; padding: 5px;"> 49 1.Michael GRAY 2.Kallum GRAY JAGUAR E-Type GR3 H65 </div>								<div style="border: 1px solid black; padding: 5px;"> 58 1.Javier BASAGOITI 2.Manuel CAPELO 3.Alfonso MASOLIVER Porsche 911 2.5 ST GR4 H71 </div>							
1	1	4:28.989	1:56.725	1:37.769	54.495	131.7	4:28.989	1	1	3:43.804	1:04.912	1:43.127	55.765	133.5	3:43.804
2	1	3:14.008	55.271	1:28.673	50.064	178.2	7:42.997	2	1	3:26.458	57.196	1:33.974	55.288	150.6	7:10.262
3	1	3:11.626	52.832	1:28.111	50.683	180.0	10:54.623	3	1	3:22.378	56.633	1:32.436	53.309	170.3	10:32.640
4	1	3:11.179	53.327	1:28.314	49.538	162.7	14:05.802	4	1	3:38.209 B	56.946	1:31.329	1:09.934	154.1	14:10.849
5	1	3:06.659	51.964	1:25.805	48.890	183.4	17:12.461	5	1	6:21.249	3:39.081	1:41.501	1:00.667	144.0	20:32.098
6	1	3:06.166	51.462	1:26.096	48.608	167.7	20:18.627	6	1	3:36.914	1:01.323	1:37.005	58.586	175.9	24:09.012
7	1	5:21.219 B	52.957	1:26.103	3:02.159	182.1	25:39.846	7	1	3:52.004 B	1:02.879	1:39.019	1:10.106	148.6	28:01.016
8	1	4:00.138	1:44.522	1:25.503	50.113	169.3	29:39.984	8	1	5:08.510	2:37.903	1:36.205	54.402	159.1	33:09.526
9	1	3:06.161	52.268	1:24.721	49.172	172.2	32:46.145	9	1	3:19.230	56.801	1:28.897	53.532	165.1	36:28.756
10	1	3:02.214	50.851	1:23.140	48.223	180.3	35:48.359	10	1	3:19.252	55.888	1:30.606	52.758	161.0	39:48.008
11	1	3:18.129	50.496	1:29.038	58.595	190.5	39:06.488	11	1	4:59.708 B	1:21.405	2:01.279	1:37.024	99.9	44:47.716
12	1	4:40.480 B	1:00.206	1:37.059	2:03.215	133.7	43:46.968	<div style="border: 1px solid black; padding: 5px;"> 61 1.Rui GARCIA 2.Pedro OLIVEIRA FIAT 124 Sport Coupé GR4 H71 </div>							
<div style="border: 1px solid black; padding: 5px;"> 54 1.Philipp ZUMSTEIN 2.Marc HAURI AUSTIN HEALEY 3000 GR3 H65 </div>								<div style="border: 1px solid black; padding: 5px;"> 63 1.Tiziana MUTSCHLER 2.Fabienne MUTSCHLER 3.George DIFFEY MG B GR2 H65 </div>							
1	1	4:05.320	1:31.751	1:37.940	55.629	128.3	4:05.320	1	1	4:40.305 B	1:52.858	1:38.282	1:09.165	139.5	4:40.305
2	1	3:26.489	57.753	1:33.778	54.958	152.3	7:31.809	2	1	5:02.982	2:39.400	1:29.246	54.336	155.8	9:43.287
3	1	3:40.818 B	57.977	1:34.301	1:08.540	159.8	11:12.627	3	1	3:19.813	58.244	1:27.687	53.882	168.7	13:03.100
4	1	5:39.698	3:24.835	1:26.163	48.700	163.9	16:52.325	4	1	3:16.612	57.913	1:26.755	51.944	175.0	16:19.712
5	1	3:03.272	51.764	1:24.059	47.449	183.1	19:55.597	5	1	3:25.724	57.522	1:34.035	54.167	153.6	19:45.436
6	1	3:04.077	52.009	1:23.876	48.192	182.1	22:59.674	6	1	3:20.844	57.013	1:29.928	53.903	176.2	23:06.280
7	1	3:02.562	52.065	1:22.947	47.550	185.9	26:02.236	7	1	4:05.518 B	57.522	1:30.056	1:37.940	172.5	27:11.798
8	1	3:00.689	51.221	1:22.697	46.771	172.0	29:02.925	8	1	13:59.573 B	...	1:35.080	1:31.782	150.4	41:11.371
9	1	3:02.622	51.281	1:24.390	46.951	187.2	32:05.547	<div style="border: 1px solid black; padding: 5px;"> 63 1.Tiziana MUTSCHLER 2.Fabienne MUTSCHLER 3.George DIFFEY MG B GR2 H65 </div>							
10	1	3:00.525	50.785	1:22.376	47.364	178.2	35:06.072	1	1	4:08.530					4:08.530
11	1	3:02.373	50.680	1:24.209	47.484	177.0	38:08.445	2	1	7:13.227 B					11:21.757
12	1	4:04.902 B	54.731	1:30.987	1:39.184	179.4	42:13.347	3	1	5:57.222					17:18.979
<div style="border: 1px solid black; padding: 5px;"> 55 1.Mark HOPE 2.Jason MINSHAW 3.Mark BURTON MG B Roadster GR2 H65 </div>								<div style="border: 1px solid black; padding: 5px;"> 63 1.Tiziana MUTSCHLER 2.Fabienne MUTSCHLER 3.George DIFFEY MG B GR2 H65 </div>							
1	1	4:08.168	1:26.083	1:41.674	1:00.411	128.3	4:08.168	4	1	3:27.947					20:46.926
2	1	3:41.817 B	1:00.540	1:33.836	1:07.441	150.6	7:49.985	5	1	3:23.521					24:10.447
3	1	5:14.719	2:53.875	1:28.683	52.161	165.4	13:04.704	6	1	9:05.718					33:16.165
4	1	3:16.525	57.637	1:26.802	52.086	173.9	16:21.229	7	1	3:25.522					36:41.687
5	1	3:20.469	56.587	1:31.807	52.075	154.7	19:41.698								



1-SPA 3 HOURS

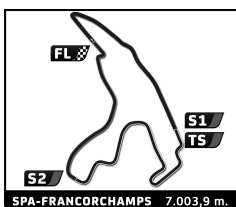
Spa Summer Classic

Qualifying

Sector Analysis

— Invalidated Lap ■ Personal Best ■ Session Best B Crossing the pit lane

Lap	D	Time	Sector 1	Sector 2	Sector 3	T.Sp	Elapsed	Lap	D	Time	Sector 1	Sector 2	Sector 3	T.Sp	Elapsed
64 1.José RUEDA ORTIZ 2.Pablo RUEDA MUNOZ FORD Capri 2600 RS GR4 H71								7 1 11:01.855 8:26.063 1:41.778 54.014 93.7 34:56.061 8 1 3:28.549 58.098 1:35.841 54.610 157.4 38:24.610 9 1 4:22.379 B 1:01.873 1:39.715 1:40.791 131.1 42:46.989							
1 1 3:26.268 1:05.059 1:28.761 52.448 153.6 3:26.268 2 1 3:10.858 55.907 1:23.987 50.964 172.8 6:37.126 3 1 3:13.863 56.677 1:23.794 53.392 179.1 9:50.989 4 1 3:10.299 56.194 1:23.164 50.941 178.5 13:01.288 5 1 3:08.952 55.701 1:22.868 50.383 168.2 16:10.240 6 1 3:14.045 57.549 1:24.658 51.838 173.9 19:24.285 7 1 3:10.662 55.683 1:22.570 52.409 174.2 22:34.947 8 1 3:25.506 B 59.973 1:25.739 59.794 176.5 26:00.453 9 1 5:11.248 2:45.359 1:28.893 56.996 144.6 31:11.701 10 1 3:46.369 1:01.234 1:34.423 1:10.712 144.2 34:58.070 11 1 3:17.596 57.047 1:27.843 52.706 168.7 38:15.666 12 1 4:06.775 B 1:00.733 1:32.351 1:33.691 159.3 42:22.441								ALFA ROMEO GTam 2000 Paris Match 70 1.Guillaume COLINET 2.Grégoire COLINET GR4 H71 1 1 3:02.835 45.853 1:24.661 52.321 153.6 3:02.835 2 1 3:03.412 53.967 1:21.277 48.168 178.2 6:06.247 3 1 3:02.856 53.544 1:21.094 48.218 176.8 9:09.103 4 1 3:11.906 B 52.875 1:20.467 58.564 177.6 12:21.009 5 1 4:29.370 2:16.612 1:23.562 49.196 191.5 16:50.379 6 1 3:02.669 52.702 1:22.260 47.707 185.2 19:53.048 7 1 3:20.475 1:04.220 1:26.339 49.916 130.9 23:13.523 8 1 3:00.794 52.260 1:21.053 47.481 194.6 26:14.317 9 1 3:30.788 B 55.449 1:31.744 1:03.595 184.0 29:45.105 10 1 6:16.657 4:02.117 1:23.938 50.602 173.6 36:01.762 11 1 3:30.324 B 53.003 1:23.517 1:13.804 184.6 39:32.086							
65 1.Alexander KOLB 2.Vincent KOLB SHELBY Cobra GR3 H65								PORSCHE 914/6 GR4 H71 71 1.Anthony COXON 2.Alec GRAHAM 1 1 4:31.278 1:57.794 1:37.495 55.989 142.7 4:31.278 2 1 3:20.890 58.017 1:29.833 53.040 179.4 7:52.168 3 1 3:17.902 56.666 1:29.087 52.149 183.4 11:10.070 4 1 3:16.989 58.075 1:27.488 51.426 180.9 14:27.059 5 1 3:18.832 56.993 1:29.188 52.651 178.8 17:45.891 6 1 3:31.824 B 57.060 1:28.686 1:06.078 180.3 21:17.715 7 1 6:35.327 4:15.050 1:26.259 54.018 171.7 27:53.042 8 1 3:13.829 57.138 1:25.835 50.856 176.2 31:06.871 9 1 3:26.038 1:00.282 1:34.834 50.922 184.0 34:32.909 10 1 3:13.217 55.677 1:24.981 52.559 184.9 37:46.126 11 1 3:57.629 B 56.424 1:24.888 1:36.317 187.8 41:43.755							
66 1.Stephan SCHAMSCHULA 3.Christian HENKE 2.Michael SCHELLONG TRIUMPH TR4 GR2 H65								SHELBY Cobra GR3 H65 77 1.Robin GREENHALGH 2.Alan GREENHALGH 1 1 4:13.581 1:34.496 1:40.879 58.206 117.4 4:13.581 2 1 3:51.065 B 1:00.947 1:39.198 1:10.920 135.7 8:04.646 3 1 5:42.463 3:24.461 1:27.250 50.752 157.0 13:47.109 4 1 3:11.379 55.381 1:25.257 50.741 187.8 16:58.488 5 1 3:13.105 55.216 1:28.032 49.857 190.8 20:11.593 6 1 3:09.290 55.381 1:24.445 49.464 189.8 23:20.883 7 1 3:23.227 B 55.733 1:26.341 1:01.153 183.4 26:44.110 8 1 5:42.132 3:13.361 1:35.745 53.026 136.2 32:26.242 9 1 3:11.480 55.068 1:25.556 50.856 176.8 35:37.722 10 1 3:14.707 55.854 1:25.686 53.167 177.9 38:52.429 11 1 4:47.966 B 1:07.595 1:41.545 1:58.826 126.5 43:40.395							
69 1.Bob KELLEN 3.Max SCHILTZ 2.Yann MUNHOWEN FORD Mustang GR3 H65								ALFA ROMEO GTam 1750 83 1.Paul GIGLIO 3.Maurizio GIGLIO 2.Denis CARTELLE GR4 H71 1 1 4:29.465 2:07.556 1:28.303 53.606 156.1 4:29.465 2 1 3:23.769 B 53.408 1:26.658 1:03.703 181.8 7:53.234 3 1 6:41.519 4:20.092 1:25.326 56.101 169.0 14:34.753 4 1 3:00.489 49.892 1:23.882 46.715 177.6 17:35.242 5 1 2:57.512 49.989 1:21.313 46.210 193.2 20:32.754 6 1 3:21.452 B 52.028 1:28.033 1:01.391 166.4 23:54.206							
1 1 7:10.986 7:10.986 2 1 3:23.597 10:34.583 3 1 3:38.708 B 14:13.291															



1-SPA 3 HOURS

Spa Summer Classic

Qualifying

Sector Analysis

— Invalidated Lap ■ Personal Best ■ Session Best ■ Crossing the pit lane

Lap	D	Time	Sector 1	Sector 2	Sector 3	T.Spd	Elapsed	Lap	D	Time	Sector 1	Sector 2	Sector 3	T.Spd	Elapsed
4	1	10:39.014					24:52.305	5	1	5:42.892	3:23.799	1:28.280	50.813	171.4	19:42.707
5	1	8:03.909 B					32:56.214	6	1	3:05.779	53.056	1:24.078	48.645	182.1	22:48.486
6	1	6:23.738					39:19.952	7	1	3:19.672 B	52.469	1:26.037	1:01.166	186.9	26:08.158

87 1.Philippe VERMAST
2.Patrick WILWERT

LOTUS Elan S1
GR1 H65

1	1	3:35.119	1:16.016	1:29.398	49.705	153.0	3:35.119
2	1	3:00.227	50.728	1:21.461	48.038	206.1	6:35.346
3	1	2:59.873	50.461	1:22.587	46.825	197.4	9:35.219
4	1	2:56.980	49.876	1:20.681	46.423	206.9	12:32.199
5	1	3:17.154 B	50.060	1:25.211	1:01.883	185.2	15:49.353
6	1	5:59.636	3:41.092	1:26.018	52.526	183.1	21:48.989
7	1	3:02.230	51.992	1:22.170	48.068	194.9	24:51.219
8	1	3:02.763	50.553	1:22.427	49.783	190.5	27:53.982
9	1	3:02.519	49.578	1:23.003	49.938	200.7	30:56.501
10	1	<u>2:58.985</u>	<u>50.563</u>	<u>1:20.846</u>	<u>47.576</u>	200.0	33:55.486
11	1	2:59.422	50.546	1:22.344	46.532	209.7	36:54.908
12	1	2:59.021	50.303	1:21.329	47.389	211.8	39:53.929
13	1	5:09.875 B	1:20.005	1:59.732	1:50.138	109.8	45:03.804

97 1.Louis MORTREU
2.Guy MORTREU

MG B
GR2 H65

1	1	3:47.896	1:16.500	1:37.744	53.652	128.1	3:47.896
2	1	<u>3:17.879</u>	<u>56.596</u>	<u>1:29.613</u>	<u>51.670</u>	162.9	7:05.775
3	1	3:11.657	55.923	1:24.762	50.972	177.9	10:17.432
4	1	3:12.160	56.739	1:24.389	51.032	174.8	13:29.592
5	1	3:21.137 B	55.424	1:24.728	1:00.985	180.6	16:50.729
6	1	8:14.045	5:58.077	1:24.906	51.062	167.4	25:04.774
7	1	3:11.493	56.049	1:24.231	51.213	178.8	28:16.267
8	1	3:23.638 B	57.236	1:26.295	1:00.107	166.2	31:39.905
9	1	6:11.406	3:38.824	1:31.822	1:00.760	143.2	37:51.311
10	1	4:19.730 B	1:04.487	1:32.783	1:42.460	145.7	42:11.041

99 1.Alex TAYLOR
2.Dave COYNE

3.Mark WRIGHT

FORD Mustang
GR3 H65

1	1	3:01.777	42.294	1:25.466	54.017	161.4	3:01.777
2	1	2:57.435	49.331	1:21.880	46.224	188.8	5:59.212
3	1	3:19.880 B	51.147	1:25.635	1:03.098	170.1	9:19.092
4	1	5:28.995	3:13.232	1:26.749	49.014	154.3	14:48.087
5	1	3:02.599	51.376	1:23.558	47.665	189.5	17:50.686
6	1	3:00.496	50.416	1:22.824	47.256	180.9	20:51.182
7	1	3:30.825 B	52.036	1:24.164	1:14.625	177.6	24:22.007
8	1	6:13.500	3:59.655	1:26.632	47.213	162.9	30:35.507
9	1	<u>2:59.733</u>	<u>50.912</u>	<u>1:22.290</u>	<u>46.531</u>	177.9	33:35.240
10	1	<u>2:59.235</u>	<u>50.488</u>	<u>1:22.527</u>	<u>46.220</u>	184.6	36:34.475
11	1	3:38.563 B	54.390	1:38.417	1:05.756	164.1	40:13.038

100 1.Bernd GEORGI
2.Vanina ICKX

3.Christophe SCHWARTZ

FORD Falcon
GR3 H65

1	1	4:31.731	2:08.657	1:30.711	52.363	142.9	4:31.731
2	1	<u>3:08.129</u>	<u>53.516</u>	<u>1:25.454</u>	<u>49.159</u>	176.2	7:39.860
3	1	3:05.078	52.578	1:24.447	48.053	186.2	10:44.938
4	1	3:14.877 B	51.769	1:25.455	57.653	180.0	13:59.815

101 1.Jac MEEUWISSEN
2.Bas JANSEN

3.Ties MEEUWISSEN

FORD Mustang
GR3 H65

1	1	4:47.098	2:21.787	1:32.527	52.784	149.6	4:47.098
2	1	3:08.859	52.791	1:26.298	49.770	168.5	7:55.957
3	1	3:28.670 B	<u>56.122</u>	<u>1:27.754</u>	<u>1:04.794</u>	157.0	11:24.627
4	1	5:17.704	3:09.148	1:22.047	46.509	187.5	16:42.331
5	1	3:00.844	50.582	1:22.034	48.228	190.1	19:43.175
6	1	3:00.454	52.274	1:21.131	47.049	191.2	22:43.629
7	1	3:02.078	53.449	1:22.305	46.324	182.1	25:45.707
8	1	2:56.392	49.407	1:20.970	46.015	201.1	28:42.099
9	1	3:11.901 B	50.565	1:20.972	1:00.364	192.2	31:54.000
10	1	5:51.077	3:41.277	1:22.724	47.076	184.9	37:45.077

114 1.Alain PAGES
2.Jean-Philippe PAGES

PORSCHE Carrera RS
GR5 H76

1	1	3:19.049					3:19.049
2	1	3:12.402					6:31.451
3	1	3:24.238 B					9:55.689
4	1	5:31.533					15:27.222
5	1	3:10.552					18:37.774
6	1	3:32.144					22:09.918
7	1	3:06.103					25:16.021
8	1	3:05.731					28:21.752
9	1	3:13.827					31:35.579
10	1	3:10.327					34:45.906
11	1	3:08.229					37:54.135

120 1.João SANTOS
2.José CARVALHOSA

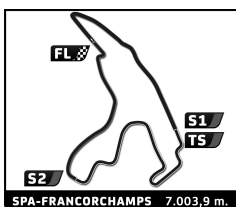
PORSCHE 911 3.0 RS
GR5 H76

1	1	3:57.629	1:28.856	1:33.678	55.095	132.4	3:57.629
2	1	3:13.825	57.829	1:26.590	49.406	172.8	7:11.454
3	1	3:06.835	54.092	1:24.208	48.535	183.7	10:18.289
4	1	3:14.217 B	53.883	1:20.821	59.513	183.7	13:32.506
5	1	6:48.939	4:22.296	1:32.954	53.689	168.0	20:21.445
6	1	3:20.913	54.830	1:33.761	52.322	173.4	23:42.358
7	1	3:08.476	53.694	1:25.839	48.943	186.5	26:50.834
8	1	3:06.646	53.402	1:23.302	49.942	190.1	29:57.480
9	1	3:10.914	52.775	1:25.170	52.969	193.9	33:08.394
10	1	3:02.761	53.104	1:21.926	47.731	192.9	36:11.155
11	1	3:02.648	52.367	1:21.288	48.993	199.3	39:13.803
12	1	4:52.230 B	1:09.740	1:48.599	1:53.891	122.4	44:06.033

132 1.Gerardo GARCIA
2.Jose Antonio ZORRILLA

PORSCHE 911 3.0 RS
GR5 H76

1	1	3:22.264	56.561	1:33.008	52.695	162.2	3:22.264
---	---	----------	--------	----------	--------	-------	----------



1-SPA 3 HOURS

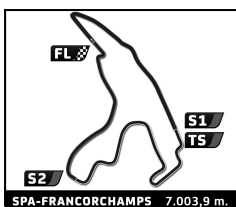
Spa Summer Classic

Qualifying

Sector Analysis

— Invalidated Lap ■ Personal Best ■ Session Best ■ Crossing the pit lane

Lap	D	Time	Sector 1	Sector 2	Sector 3	T.Spd	Elapsed	Lap	D	Time	Sector 1	Sector 2	Sector 3	T.Spd	Elapsed
<div style="display: flex; justify-content: space-between;"> <div style="border: 1px solid black; padding: 2px;">134</div> <div> <p>1. Brian LAMBERT 2. Iain ROWLEY</p> <p>MG B Roadster GR2 H65</p> </div> </div>															
1	1	3:09.618	53.804	1:27.098	48.716	176.8	6:31.882								
2	1	3:08.437	53.244	1:25.752	49.441	191.5	9:40.319								
3	1	3:07.266	52.536	1:26.011	48.719	177.9	12:47.585								
4	1	3:54.652	B	59.757	1:38.408	1:16.487	138.3	16:42.237							
5	1	7:11.483	4:25.222	1:44.876	1:01.385	152.8	23:53.720								
6	1	3:49.288	1:01.465	1:47.175	1:00.648	142.1	27:43.008								
7	1	3:50.631	1:04.058	1:45.335	1:01.238	141.9	31:33.639								
8	1	3:48.516	1:01.784	1:46.591	1:00.141	152.3	35:22.155								
9	1	3:50.575	1:02.585	1:44.813	1:03.177	147.1	39:12.730								
10	1	4:48.150	B	1:09.076	1:49.100	1:49.974	120.8	44:00.880							
<div style="display: flex; justify-content: space-between;"> <div style="border: 1px solid black; padding: 2px;">136</div> <div> <p>1. James GIBBONS 2. Kei ANDO</p> <p>ALFA ROMEO Alfetta GTV GR5 H76</p> </div> </div>															
1	1	4:46.606	2:09.287	1:40.267	57.052	100.4	4:46.606								
2	1	3:26.394	59.837	1:31.083	55.474	168.7	8:13.000								
3	1	3:26.172	58.952	1:33.007	54.213	169.3	11:39.172								
4	1	3:23.838	59.468	1:30.354	54.016	173.1	15:03.010								
5	1	3:22.817	58.657	1:30.623	53.537	173.6	18:25.827								
6	1	3:48.805	B	1:03.367	1:36.800	1:08.638	144.4	22:14.632							
7	1	5:46.984	3:17.922	1:32.852	56.210	153.2	28:01.616								
8	1	3:28.001	59.815	1:31.375	56.811	169.8	31:29.617								
9	1	3:25.475	58.774	1:30.868	55.833	159.5	34:55.092								
10	1	3:23.016	58.007	1:30.453	54.556	168.5	38:18.108								
11	1	4:13.129	B	1:03.891	1:34.831	1:34.407	173.9	42:31.237							
<div style="display: flex; justify-content: space-between;"> <div style="border: 1px solid black; padding: 2px;">169</div> <div> <p>1. Brice PINEAU 2. Olivier MUYTJENS</p> <p>PORSCHE 911 3.0 RS GR5 H76</p> </div> </div>															
1	1	3:11.998	1:00.539	1:24.254	47.205	154.3	3:11.998								
2	1	2:51.776	48.472	1:18.382	44.922	197.8	6:03.774								
3	1	3:12.902	B	49.491	1:20.009	1:03.402	190.5	9:16.676							
4	1	4:56.101	2:37.759	1:27.723	50.619	182.1	14:12.777								
5	1	3:08.522	52.663	1:25.640	50.219	193.9	17:21.299								
6	1	3:07.219	52.259	1:24.745	50.215	199.3	20:28.518								
7	1	3:12.909	51.886	1:31.235	49.788	188.8	23:41.427								
8	1	3:16.451	B	50.983	1:25.105	1:00.363	196.0	26:57.878							
9	1	4:48.108	2:38.869	1:22.215	47.024	180.3	31:45.986								
10	1	2:56.821	49.326	1:21.122	46.373	178.5	34:42.807								
11	1	2:52.031	47.781	1:18.492	45.758	197.8	37:34.838								
12	1	3:18.479	B	47.465	1:18.155	1:12.859	211.8	40:53.317							
<div style="display: flex; justify-content: space-between;"> <div style="border: 1px solid black; padding: 2px;">221</div> <div> <p>1. Alberto VELEZ-GRILLO 2. Tomaz VELEZ-GRILLO</p> <p>BMW 1800 TiSA GR2 H65</p> </div> </div>															
1	1	4:39.842	1:55.980	1:40.893	1:02.969	139.9	4:39.842								
2	1	3:50.647	1:09.795	1:39.300	1:01.552	136.0	8:30.489								
3	1	3:42.033	1:05.562	1:36.006	1:00.465	141.0	12:12.522								
4	1	3:55.182	B	1:06.469	1:36.644	1:12.069	142.1	16:07.704							
5	1	6:26.743	3:35.109	1:47.295	1:04.339	129.3	22:34.447								
6	1	3:51.968	1:08.489	1:41.935	1:01.544	141.0	26:26.415								
7	1	3:37.458	1:03.877	1:36.846	56.735	141.7	30:03.873								
8	1	3:32.037	1:01.956	1:34.628	55.453	162.7	33:35.910								
9	1	3:34.158	1:02.116	1:35.004	57.038	156.7	37:10.068								
10	1	4:15.712	B	1:02.317	1:36.647	1:36.748	160.7	41:25.780							
<div style="display: flex; justify-content: space-between;"> <div style="border: 1px solid black; padding: 2px;">239</div> <div> <p>1. Volker HICHERT 2. Björn EBSEN</p> <p>ALFA ROMEO GTAm GR4 H71</p> </div> </div>															
1	1	3:14.409	52.283	1:30.665	51.461	155.2	3:14.409								
2	1	3:05.604	54.706	1:21.846	49.052	180.6	6:20.013								
3	1	3:03.485	53.580	1:21.635	48.270	182.1	9:23.498								
4	1	3:02.785	54.225	1:20.388	48.172	192.2	12:26.283								
5	1	3:05.910	53.510	1:23.679	48.721	173.1	15:32.193								
6	1	3:01.449	52.858	1:20.842	47.749	198.2	18:33.642								
7	1	3:14.070	B	54.303	1:21.365	58.402	191.5	21:47.712							
8	1	4:57.835	2:40.204	1:25.394	52.237	157.0	26:45.547								
<div style="display: flex; justify-content: space-between;"> <div style="border: 1px solid black; padding: 2px;">147</div> <div> <p>1. David SMITHIES 2. Christopher CLARKSON</p> <p>3. Mark PANGBORN</p> <p>LOTUS Elan GR1 H65</p> </div> </div>															
1	1	3:54.862	1:27.789	1:33.157	53.916	147.5	3:54.862								
2	1	3:16.381	56.048	1:28.741	51.592	176.8	7:11.243								
3	1	3:37.713	B	56.592	1:32.508	1:08.613	165.9	10:48.956							
4	1	5:44.695	3:22.034	1:31.712	50.949	153.6	16:33.651								
5	1	3:13.130	56.369	1:26.289	50.472	181.5	19:46.781								
6	1	3:23.032	B	53.498	1:27.983	1:01.551	170.9	23:09.813							
7	1	5:43.411	3:15.859	1:33.286	54.266	129.0	28:53.224								
8	1	3:19.483	56.510	1:30.502	52.471	155.4	32:12.707								
9	1	3:17.573	56.176	1:28.969	52.428	148.8	35:30.280								
10	1	3:31.866	B	55.053	1:29.673	1:07.140	144.6	39:02.146							
<div style="display: flex; justify-content: space-between;"> <div style="border: 1px solid black; padding: 2px;">160</div> <div> <p>1. Michel WELTER 2. Félix FELTES</p> <p>BMW 2002 GR4 H71</p> </div> </div>															
1	1	4:20.554	1:46.952	1:39.075	54.527	123.9	4:20.554								
2	1	3:20.088	58.222	1:27.918	53.948	154.9	7:40.642								
3	1	3:18.769	56.681	1:27.371	54.717	166.9	10:59.411								
4	1	3:15.174	56.859	1:26.685	51.630	146.7	14:14.585								
5	1	3:10.673	55.282	1:25.039	50.352	172.2	17:25.258								
6	1	3:09.186	54.653	1:23.224	51.309	177.3	20:34.444								
7	1	3:26.302	B	55.512	1:25.751	1:05.039	176.8	24:00.746							
8	1	5:19.918	3:01.411	1:27.080	51.427	164.6	29:20.664								
9	1	3:13.526	57.159	1:24.588	51.779	173.4	32:34.190								
10	1	3:07.320	54.703	1:22.988	49.629	182.7	35:41.510								
11	1	3:11.585	55.540	1:24.068	51.977	177.3	38:53.095								
12	1	4:35.826	B	1:02.243	1:44.830	1:48.753	172.5	43:28.921							



1-SPA 3 HOURS

Spa Summer Classic

Qualifying

Sector Analysis

— Invalidated Lap ■ Personal Best ■ Session Best ■ Crossing the pit lane

Lap	D	Time	Sector 1	Sector 2	Sector 3	T.Spd	Elapsed	Lap	D	Time	Sector 1	Sector 2	Sector 3	T.Spd	Elapsed
9	1	3:06.984	54.647	1:23.487	48.850	182.1	29:52.531	2	1	3:28.301	57.803	1:34.773	55.725	157.2	8:07.682
10	1	3:06.641	53.803	1:24.295	48.543	190.1	32:59.172	3	1	3:26.780	57.875	1:34.512	54.393	160.0	11:34.462
11	1	3:06.464	53.262	1:23.961	49.241	191.8	36:05.636	4	1	3:37.554 B	57.204	1:33.754	1:06.596	154.1	15:12.016
12	1	3:03.652	52.530	1:21.743	49.379	196.4	39:09.288	5	1	4:36.874	2:18.704	1:27.497	50.673	179.4	19:48.890
13	1	4:37.769 B	59.603	1:35.666	2:02.500	156.1	43:47.057	6	1	3:12.338	54.835	1:26.559	50.944	184.3	23:01.228
ALFA ROMEO Alfetta GTV															
GR5 H76															
296															
1.Jonathan HORSFIELD															
2.Alexander JUPE															

1	1	4:42.520	2:09.436	1:37.924	55.160	117.1	4:42.520
2	1	3:25.785	59.225	1:31.038	55.522	168.7	8:08.305
3	1	3:23.179	58.869	1:31.059	53.251	168.2	11:31.484
4	1	3:20.137	58.617	1:28.811	52.709	172.0	14:51.621
5	1	3:19.419	57.996	1:29.024	52.399	174.8	18:11.040
6	1	3:29.737 B	57.648	1:28.282	1:03.807	175.0	21:40.777
7	1	5:55.921	3:19.052	1:39.398	57.471	132.2	27:36.698
8	1	3:31.874	1:01.620	1:34.069	56.185	147.7	31:08.572
9	1	3:29.992	1:01.954	1:31.437	56.601	159.8	34:38.564
10	1	3:25.104	59.549	1:31.086	54.469	165.4	38:03.668
11	1	4:14.411 B	1:01.472	1:38.633	1:34.306	160.7	42:18.079

PORSCHE 911 2.5 ST															
GR4 H71															
337															
1.Piero DAL MASO															
2.Guilherme DAL MASO															
3.José CARVALHOSA															
1	1	3:51.552	1:25.288	1:32.943	53.321	148.8	3:51.552								
2	1	3:04.243	52.518	1:23.513	48.212	187.5	6:55.795								
3	1	3:01.708	52.276	1:21.091	48.341	198.2	9:57.503								
4	1	3:13.066 B	51.919	1:22.512	58.635	177.0	13:10.569								
5	1	6:34.235	4:04.191	1:35.522	54.522	153.6	19:44.804								
6	1	3:14.634	54.555	1:28.416	51.663	185.6	22:59.438								
7	1	3:12.745	54.096	1:28.813	49.836	178.8	26:12.183								
8	1	3:09.831	53.341	1:25.492	50.998	196.0	29:22.014								
9	1	3:09.108	53.785	1:25.635	49.688	187.5	32:31.122								
10	1	3:08.086	54.037	1:24.676	49.373	192.5	35:39.208								
11	1	3:09.764	53.462	1:24.089	52.213	193.5	38:48.972								
12	1	4:32.304 B	55.376	1:51.652	1:45.276	194.6	43:21.276								

SHELBY Mustang GT 350															
GR3 H65															
352															
1.David KONSBRUCK															
2.Laurent PICHONNIER															
1	1	3:57.662	1:14.897	1:43.332	59.433	128.0	3:57.662								
2	1	3:29.664	1:01.720	1:33.228	54.716	136.2	7:27.326								
3	1	3:27.115	59.181	1:33.148	54.786	132.7	10:54.441								
4	1	3:26.560	1:00.512	1:31.973	54.075	137.4	14:21.001								
5	1	3:41.595 B	59.182	1:32.360	1:10.053	137.8	18:02.596								
6	1	6:28.650	4:01.259	1:32.799	54.592	133.5	24:31.246								
7	1	3:15.223	55.438	1:29.315	50.470	163.9	27:46.469								
8	1	3:01.911	50.724	1:23.995	47.192	180.6	30:48.380								
9	1	3:08.824	51.832	1:28.344	48.648	183.1	33:57.204								
10	1	2:59.007	49.825	1:22.636	46.546	200.0	36:56.211								
11	1	3:00.320	49.747	1:22.685	47.888	199.3	39:56.531								
12	1	5:16.147 B	1:17.926	2:01.092	1:57.129	101.5	45:12.678								

JAGUAR Mk1															
GR1 H65															
500															
1.Mark POLLARD															
2.Daniel GANNON															
1	1	4:39.381	1:55.734	1:46.067	57.580	140.6	4:39.381								

DATSUN															
GR5 H76															
616															
1.Armand ADRIAANS															
2.Sam ADRIAANS															
3.Erwin VAN LIESHOUT															
1	1	4:33.143	2:07.404	1:31.041	54.698	144.0	4:33.143								
2	1	3:16.284	53.378	1:27.302	55.604	182.7	7:49.427								
3	1	3:06.597	53.524	1:23.058	50.015	189.1	10:56.024								
4	1	3:05.294	53.277	1:23.860	48.157	173.1	14:01.318								
5	1	3:23.869 B	54.232	1:26.048	1:03.589	173.1	17:25.187								
6	1	4:53.867	2:30.020	1:32.450	51.397	147.9	22:19.054								
7	1	3:04.778	53.544	1:23.479	47.755	178.2	25:23.832								
8	1	3:01.649	52.259	1:21.581	47.809	190.5	28:25.481								
9	1	3:10.285 B	51.812	1:21.545	56.928	196.4	31:35.766								
10	1	4:09.182	1:56.584	1:24.307	48.298	159.3	35:44.955								
11	1	3:02.510	52.469	1:21.656	48.385	189.5	38:47.465								
12	1	4:30.824 B	54.068	1:53.858	1:42.898	188.2	43:18.289								

ALFA ROMEO Giulia Sprint GT															
GR1 H65															
736															
1.Baptiste COLINET															
2.Théodore COLINET															
1	1	3:20.516	51.513	1:34.337	54.666	155.4	3:20.516								
2	1	3:19.658	59.441	1:27.240	52.977	172.5	6:40.174								
3	1	3:12.795	55.921	1:25.546	51.328	178.2	9:52.969								
4	1	3:12.389	55.984	1:25.481	50.924	177.3	13:05.358								
5	1	3:29.413 B	56.823	1:25.874	1:06.716	181.5	16:34.771								
6	1	5:21.681	3:00.722	1:28.484	52.475	135.2	21:56.452								
7	1	3:14.397	57.922	1:25.357	51.118	167.7	25:10.849								
8	1	3:21.671	58.564	1:28.425	54.682	179.4	28:32.520								
9	1	3:25.421	58.372	1:33.467	53.582	165.9	31:57.941								
10	1	3:28.488	56.787	1:28.246	1:03.455	175.9	35:26.429								
11	1	3:17.689	57.416	1:27.136	53.137	172.0	38:44.118								
12	1	4:39.442 B	1:01.587	1:51.303	1:46.552	158.6	43:23.560								

DATSUN 240Z															
GR4 H71															
777															
1.Jonathan BLOOHN															
2.Andrew NUNN															
1	1	3:56.308	1:29.192	1:32.143	54.973	154.9	3:56.308								
2	1	3:17.892	58.791	1:28.028	51.073	189.8	7:14.200								
3	1	3:19.341	55.580	1:29.885	53.876	165.9	10:33.541								
4	1	3:11.321	56.018	1:24.807	50.496	168.2	13:44.862								
5	1	3:12.688	53.637	1:26.783	52.268	184.0	16:57.550								
6	1	3:18.261	53.955	1:31.700	52.606	181.8	20:15.811								
7	1	3:28.878 B	56.633	1:25.414	1:06.831	181.5	23:44.689								
8	1	5:21.767	3:06.287	1:26.469	49.011	153.2	29:06.456								
9	1	3:08.968	53.150	1:25.566	50.252	157.9	32:15.424								