

# 9-HC '65 & '81 and Spa Ardennes Chal.

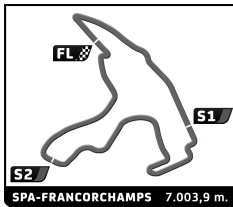
## SUPERSPA

### Race 2

### Sector Analysis

— Invalidated Lap    ■ Personal Best    ■ Session Best    B Crossing the pit lane

Lap	D	Time	Sector 1	Sector 2	Sector 3	T.Spd	Elapsed	Lap	D	Time	Sector 1	Sector 2	Sector 3	T.Spd	Elapsed
<b>15</b> 1.Detlev BETHKE Lotus Elan HC65								<b>26</b> 1.Alan BRECK BMW M3 Ardennes 2.Luke BENNETT							
1	1	3:22.762	1:00.727	1:32.329	49.706		3:22.762	1	1	3:15.727	1:01.558	1:27.303	46.866		3:15.727
2	1	3:14.023	53.681	1:29.172	51.170	183.4	6:36.785	2	1	3:01.221	52.510	1:21.753	46.958	182.7	6:16.948
3	1	3:11.281	53.759	1:27.861	49.661	164.1	9:48.066	3	1	2:59.902	51.560	1:21.846	46.496	206.9	9:16.850
4	1	3:10.950	53.560	1:28.424	48.966	182.4	12:59.016	4	1	2:56.177	50.239	<b>1:20.200</b>	45.738	178.2	12:13.027
5	1	3:08.668	53.422	1:26.931	<b>48.315</b>	189.5	16:07.684	5	1	3:02.155	50.721	1:25.655	45.779	196.7	15:15.182
6	1	3:08.095	53.009	1:26.530	48.556	179.7	19:15.779	6	1	2:56.980	50.682	1:21.069	45.229	186.5	18:12.162
7	1	3:08.506	53.348	1:26.444	48.714	188.8	22:24.285	7	1	2:58.197	50.445	1:22.191	45.561	186.5	21:10.359
8	1	3:08.052	53.131	1:25.755	49.166	166.2	25:32.337	8	1	3:07.139B	50.653	1:20.558	55.928	189.8	24:17.498
9	1	3:20.819B	53.421	<b>1:25.580</b>	1:01.818	191.2	28:53.156	9	1	5:54.720	3:46.205	1:22.951	45.564	182.7	30:12.218
10	1	6:03.121	3:44.684	1:29.696	48.741	185.2	34:56.277	10	1	<b>2:54.817</b>	<b>49.511</b>	<b>1:20.399</b>	<b>44.907</b>	186.9	33:07.035
11	1	<b>3:07.347</b>	<b>52.302</b>	1:26.255	48.790	188.5	38:03.624	11	1	2:58.336	49.524	1:21.430	47.382	194.6	36:05.371
12	1	3:10.867	54.028	1:28.158	48.681	194.6	41:14.491	12	1	2:58.481	50.748	1:21.937	45.796	188.2	39:03.852
13	1	3:08.255	52.837	1:26.509	48.909	179.4	44:22.746	13	1	2:57.911	49.761	1:21.956	46.194	188.2	42:01.763
14	1	3:13.957	54.698	1:27.705	51.554	187.2	47:36.703	14	1	2:57.269	50.045	1:21.613	45.611	200.4	44:59.032
15	1	3:11.099	53.625	1:28.421	49.053	184.6	50:47.802	15	1	2:57.869	49.824	1:22.256	45.789	189.8	47:56.901
<b>17</b> 1.Eric DOUART BMW 2800 CS Ardennes								<b>27</b> 1.Alain JADOT FORD Capri Ardennes							
1	1	3:05.385	55.092	1:23.658	46.635		3:05.385	1	1	3:26.691	1:08.231				3:26.691
2	1	3:02.482	52.750	1:23.350	46.382	192.5	6:07.867	2	1	3:07.923	53.870	1:25.254	48.799	188.8	6:34.614
3	1	3:01.330	52.221	1:22.712	46.397	190.1	9:09.197	3	1	3:07.173	54.291			177.6	9:41.787
4	1	3:02.369	<b>51.581</b>	1:24.289	46.499	180.3	12:11.566	4	1	<b>3:02.969</b>	53.019			189.8	12:44.756
5	1	3:03.225	52.463	1:24.113	46.649	172.0	15:14.791	5	1	3:05.319	54.202			191.2	15:50.075
6	1	3:03.476	52.634	1:24.055	46.787	187.8	18:18.267	6	1	3:05.739	53.468			192.2	18:55.814
7	1	<b>3:00.856</b>	51.604	<b>1:22.640</b>	46.612	194.2	21:19.123	7	1	3:05.481	53.836			189.8	22:01.295
8	1	3:02.753	52.200	1:24.469	46.084	192.9	24:21.876	8	1	3:05.164	53.411	<b>1:23.748</b>	<b>48.005</b>	188.2	25:06.459
9	1	3:13.784B	52.138	1:23.196	58.450	186.9	27:35.660	9	1	3:14.747B	54.360			188.8	28:21.206
10	1	5:29.525	3:20.214	1:22.697	46.614	193.9	33:05.185	10	1	5:55.788	3:44.272			191.2	34:16.994
11	1	3:01.658	51.698	1:24.105	<b>45.855</b>	186.9	36:06.843	11	1	3:05.362	53.427			193.9	37:22.356
12	1	3:12.266	51.581	1:23.269	57.416	194.9	39:19.109	12	1	3:10.055	58.489			190.5	40:32.411
13	1	3:05.288	54.516	1:23.508	47.264	192.9	42:24.397	13	1	3:05.559	53.365			190.1	43:37.970
14	1	3:02.100	51.595	1:24.413	46.092	186.5	45:26.497	14	1	3:05.225	53.260			185.9	46:43.195
15	1	3:03.066	51.957	1:24.213	46.896	194.2	48:29.563	15	1	3:04.916	<b>52.973</b>			191.8	49:48.111
16	1	3:04.943	52.653	1:24.453	47.837	197.1	51:34.506	16	1	3:10.997	53.629			190.1	52:59.108
<b>20</b> 1.Axel VÖGELE Morris Mini Cooper S HC65								<b>28</b> 1.Daniel STEWART JAGUAR XJS Ardennes 2.Ray INGMAN							
1	1	3:53.243	1:18.991	1:37.491	56.761		3:53.243	1	1	3:06.217	55.292	1:24.161	46.764		3:06.217
2	1	3:39.995	1:05.964	1:36.856	57.175	146.3	7:33.238	2	1	3:01.940	50.494	<b>1:23.088</b>	48.358	191.8	6:08.157
3	1	3:38.786	1:05.462	1:36.779	56.545	141.5	11:12.024	3	1	3:02.762	52.912	1:23.732	46.118	174.5	9:10.919
4	1	3:37.903	1:04.942	1:36.312	56.649	145.4	14:49.927	4	1	<b>3:01.526</b>	<b>49.687</b>	1:25.869	<b>45.970</b>	189.1	12:12.445
5	1	3:39.923	1:05.388	1:37.968	56.567	150.4	18:29.850	5	1	3:03.770	52.102	1:24.393	47.275	168.5	15:16.215
6	1	3:47.396B	1:05.411	1:34.971	1:07.014	147.1	22:17.246	6	1	3:01.552	50.722	1:23.844	46.986	184.9	18:17.767
7	1	6:52.693	4:20.111	1:36.546	56.036	146.5	29:09.939	7	1	3:03.749	52.598	1:23.524	47.627	179.7	21:21.516
8	1	3:35.585	1:04.428	1:35.112	56.045	154.7	32:45.524	8	1	3:10.785B	50.903	1:23.658	56.224	196.7	24:32.301
9	1	3:36.034	1:04.751	1:35.274	<b>56.009</b>	155.4	36:21.558	9	1	6:14.478	3:59.194	1:27.537	47.747	163.9	30:46.779
10	1	3:40.446	1:04.851	1:36.225	59.370	149.8	40:02.004	10	1	3:12.270	51.591	1:32.472	48.207	192.5	33:59.049
11	1	3:36.152	1:04.559	1:35.166	56.427	152.1	43:38.156	11	1	3:07.613	52.349	1:27.364	47.900	181.8	37:06.662
12	1	<b>3:34.960</b>	<b>1:04.417</b>	<b>1:34.387</b>	56.156	155.6	47:13.116	12	1	3:06.081	52.037	1:26.326	47.718	180.0	40:12.743
13	1	3:35.340	1:04.671	1:34.658	56.011	150.4	50:48.456	13	1	3:08.664	53.035	1:27.965	47.664	190.5	43:21.407



# 9-HC '65 & '81 and Spa Ardennes Chal.

## SUPERSPA Race 2

### Sector Analysis

— Invalidated Lap    ■ Personal Best    ■ Session Best    B Crossing the pit lane

Lap	D	Time	Sector 1	Sector 2	Sector 3	T.Spd	Elapsed	Lap	D	Time	Sector 1	Sector 2	Sector 3	T.Spd	Elapsed
14	1	3:06.629	52.591	1:26.573	47.465	190.5	46:28.036	12	1	<b>3:02.613</b>	53.752	<b>1:21.834</b>	<b>47.027</b>	187.5	40:40.695
15	1	3:09.135	52.360	1:27.599	49.176	182.7	49:37.171	13	1	3:07.308	55.879	1:24.040	47.389	189.1	43:48.003
16	1	3:05.430	52.851	1:25.205	47.374	190.8	52:42.601	14	1	3:03.778	53.512	1:22.597	47.669	191.8	46:51.781

<b>30</b>	1.Günter ZAHNENBENZ		3.Philipp ZAHNENBENZ		Alfa Romeo 1750 GT-Ar	
	2.Patrick ZAHNENBENZ				HC81	

1	1	3:11.372	1:00.243	1:22.475	48.654		3:11.372
2	1	3:04.380	<b>53.837</b>	1:22.221	48.322	191.8	6:15.752
3	1	3:04.839	55.334	1:21.350	48.155	184.9	9:20.591
4	1	3:03.684	53.873	1:21.964	47.847	184.9	12:24.275
5	1	3:13.198	B 54.679	1:21.537	56.982	187.8	15:37.473
6	1	5:59.335	3:46.959	1:23.755	48.621	169.0	21:36.808
7	1	3:06.806	57.353	1:21.693	47.760	178.8	24:43.614
8	1	3:06.146	55.004	1:23.620	47.522	178.2	27:49.760
9	1	3:03.598	54.813	1:21.581	47.204	176.8	30:53.358
10	1	3:04.345	54.251	1:22.699	47.395	186.9	33:57.703
11	1	3:06.761	57.249	1:22.274	47.238	173.1	37:04.464
12	1	3:06.351	54.740	1:24.501	<b>47.110</b>	168.0	40:10.815
13	1	3:08.539	55.563	1:25.542	47.434	176.8	43:19.354
14	1	3:07.665	54.927	1:25.194	47.544	171.2	46:27.019
15	1	3:07.346	55.494	1:24.214	47.638	180.3	49:34.365
16	1	<b>3:02.863</b>	54.277	<b>1:21.332</b>	47.254	184.0	52:37.228

<b>34</b>	1.Peter SARGEANT				MORGAN +8	
	2.Cheng LIM				Ardennes	

1	1	3:19.639	1:00.500	1:29.074	50.065		3:19.639
2	1	3:13.383	54.415	1:29.061	49.907	180.0	6:33.022
3	1	3:16.600	55.530	1:29.321	51.749	177.0	9:49.622
4	1	3:13.061	53.939	1:29.488	49.634	172.8	13:02.683
5	1	<b>3:10.099</b>	53.816	<b>1:27.291</b>	<b>48.992</b>	173.4	16:12.782
6	1	3:13.346	53.713	1:28.914	50.719	171.7	19:26.128
7	1	3:13.468	53.725	1:29.407	50.336	170.9	22:39.596
8	1	3:25.791	B 54.820	1:29.974	1:00.997	167.4	26:05.387
9	1	5:52.578	3:34.739	1:28.020	49.819	176.8	31:57.965
10	1	3:13.602	<b>53.644</b>	1:29.585	50.373	178.5	35:11.567
11	1	3:16.624	53.717	1:31.999	50.908	171.7	38:28.191
12	1	3:17.608	55.450	1:30.852	51.306	174.2	41:45.799
13	1	3:17.525	55.428	1:31.418	50.679	180.9	45:03.324
14	1	3:17.469	55.242	1:30.465	51.762	171.4	48:20.793
15	1	3:17.001	55.317	1:30.624	51.060	172.5	51:37.794

<b>56</b>	1.Laurent HOFMANN				FORD Escort MK2 RS2000	
					Ardennes	

1	1	3:24.700	1:08.065	1:27.889	48.746		3:24.700
2	1	3:08.624	54.902	1:24.620	49.102	184.6	6:33.324
3	1	3:05.793	54.907	1:22.807	48.079	186.2	9:39.117
4	1	3:05.033	54.488	1:22.785	47.760	188.5	12:44.150
5	1	3:19.011	55.228	1:35.734	48.049	190.8	16:03.161
6	1	3:14.168	B 54.210	1:24.450	55.508	173.9	19:17.329
7	1	5:56.202	3:43.477	1:24.435	48.290	185.2	25:13.531
8	1	3:07.537	54.607	1:24.707	48.223	183.4	28:21.068
9	1	3:06.773	54.324	1:24.759	47.690	186.5	31:27.841
10	1	3:05.472	54.511	1:23.701	47.260	189.5	34:33.313
11	1	3:04.769	<b>53.303</b>	1:23.829	47.637	190.5	37:38.082

<b>60</b>	1.Bill WATT				LOTUS Elan S2	
					Ardennes	


1	1	3:12.750	1:00.850	1:24.444	47.456		3:12.750
2	1	3:03.246	53.268	1:23.614	<b>46.364</b>	199.6	6:15.996
3	1	<b>3:02.425</b>	<b>52.396</b>	1:23.196	46.833	199.3	9:18.421
4	1	3:03.424	53.102	1:23.863	46.459	190.8	12:21.845
5	1	3:04.254	53.535	1:23.694	47.025	194.2	15:26.099
6	1	3:03.202	53.582	1:22.994	46.626	190.5	18:29.301
7	1	3:05.131	54.251	<b>1:22.908</b>	47.972	197.1	21:34.432
8	1	3:04.650	53.168	1:24.518	46.964	190.8	24:39.082
9	1	3:11.807	B 52.661	1:24.288	54.858	190.5	27:50.889
10	1	5:53.748	3:41.424	1:24.428	47.896	186.2	33:44.637
11	1	3:08.370	53.660	1:25.929	48.781	187.8	36:53.007
12	1	3:08.805	55.396	1:24.829	48.580	184.6	40:01.812
13	1	3:10.906	55.776	1:25.961	49.169	176.5	43:12.718
14	1	3:12.664	56.336	1:27.161	49.167	177.3	46:25.382
15	1	3:13.018	57.198	1:27.425	48.395	172.8	49:38.400
16	1	3:17.442	55.881	1:28.418	53.143	179.1	52:55.842

<b>63</b>	1.Klaus Dieter FRERS				Porsche 911 RSR	
	2.Niklas FRERS				HC81	

1	1	3:03.462	54.516	1:22.512	46.434		3:03.462
2	1	2:57.257	51.575	1:19.743	45.939	199.6	6:00.719
3	1	2:55.409	50.929	1:19.180	45.300	201.1	8:56.128
4	1	2:54.617	50.763	1:18.499	45.355	204.2	11:50.745
5	1	2:54.811	49.857	1:18.707	46.247	207.3	14:45.556
6	1	2:55.568	50.683	1:19.620	45.265	203.0	17:41.124
7	1	2:55.175	50.932	1:18.963	45.280	206.9	20:36.299
8	1	2:54.915	50.847	1:18.203	45.865	196.4	23:31.214
9	1	3:02.616	B 50.770	1:19.139	52.707	203.0	26:33.830
10	1	5:50.286	3:42.566	1:19.488	48.232	202.6	32:24.116
11	1	<b>2:53.809</b>	50.216	<b>1:17.678</b>	45.915	212.2	35:17.925
12	1	2:53.939	50.787	1:18.829	<b>44.323</b>	200.7	38:11.864
13	1	2:54.155	50.031	1:19.357	44.767	203.8	41:06.019
14	1	2:53.925	<b>49.397</b>	1:18.677	45.851	208.9	43:59.944
15	1	2:55.741	50.912	1:19.073	45.756	206.1	46:55.685
16	1	2:54.504	50.339	1:18.748	45.417	207.7	49:50.189
17	1	2:55.962	50.716	1:19.293	45.953	204.9	52:46.151

<b>75</b>	1.Thierry DE BONHOME				CITROEN AX Sport	
	2.Guy BRIEVEN				Ardennes	

1	1	3:25.151	1:05.352				3:25.151
2	1	3:13.431	56.770			168.7	6:38.582
3	1	3:11.304	56.362	1:24.345	50.597	168.2	9:49.886
4	1	3:11.376	56.715			168.5	13:01.262
5	1	3:09.969	56.246	1:24.734	48.989	169.8	16:11.231
6	1	3:12.510	56.025			169.0	19:23.741
7	1	3:10.513	56.630			169.8	22:34.254



# 9-HC '65 & '81 and Spa Ardennes Chal.

## SUPERSPA Race 2

### Sector Analysis

— Invalidated Lap    ■ Personal Best    ■ Session Best    B Crossing the pit lane

Lap	D	Time	Sector 1	Sector 2	Sector 3	T.Spd	Elapsed	Lap	D	Time	Sector 1	Sector 2	Sector 3	T.Spd	Elapsed
8	1	3:09.170	56.646			170.6	25:43.424	8	1	3:15.839	55.504	1:30.385	49.950	167.2	29:26.671
9	1	3:17.503	B 57.254			168.7	29:00.927	9	1	3:14.876	■ 54.665	1:28.729	51.482	184.3	32:41.547
10	1	5:56.524	3:42.708	1:24.317	49.499	165.6	34:57.451	10	1	■ 3:12.422	55.213	■ 1:28.272	■ 48.937	175.3	35:53.969
11	1	3:12.148	56.770			171.7	38:09.599	11	1	4:03.026	B 55.076	1:29.834	1:38.116	171.2	39:56.995
12	1	3:08.212	■ 55.756			170.1	41:17.811	12	1	3:54.972	1:33.751	1:30.970	50.251	157.0	43:51.967
13	1	■ 3:07.785	55.992			169.0	44:25.596	13	1	3:16.604	55.397	1:30.478	50.729	169.8	47:08.571
14	1	3:09.051	56.682	■ 1:23.027	49.342	169.8	47:34.647	14	1	3:18.468	56.513	1:31.102	50.853	163.9	50:27.039
15	1	3:08.594	56.552	1:23.229	■ 48.813	168.2	50:43.241								

87		Ford Mustang 289 MK1 HC65														
1.Reinhard KORFMACHER																
2.Lisann KORFMACHER																
1	1	3:20.521	1:02.897	1:27.642	49.982		3:20.521									
2	1	3:13.186	57.908	1:25.227	50.051	169.0	6:33.707									
3	1	■ 3:10.069	56.412	1:25.266	■ 48.391	164.9	9:43.776									
4	1	3:11.765	56.412	■ 1:24.776	50.577	178.8	12:55.541									
5	1	3:11.233	57.232	1:25.487	48.514	176.2	16:06.774									
6	1	3:19.449	B 55.067	1:25.754	58.628	189.1	19:26.223									
7	1	6:16.922	3:51.102	1:32.527	53.293	130.8	25:43.145									
8	1	3:24.359	1:00.022	1:30.977	53.360	149.8	29:07.504									
9	1	3:23.647	59.665	1:31.368	52.614	134.7	32:31.151									
10	1	3:22.656	59.422	1:30.978	52.256	147.7	35:53.807									
11	1	3:31.892	59.907	1:34.312	57.673	139.5	39:25.699									
12	1	3:24.167	1:00.771	1:30.979	52.417	150.0	42:49.866									
13	1	3:26.983	59.269	1:32.337	55.377	154.5	46:16.849									
14	1	3:31.384	1:01.082	1:35.245	55.057	141.0	49:48.233									
15	1	3:28.449	1:01.882	1:31.444	55.123	146.3	53:16.682									


88		PORSCHE 914-6 Ardennes														
1.Guy CHRQUI																
1	1	3:23.793	1:04.760	1:29.268	49.765		3:23.793									
2	1	3:16.560	56.887	1:29.727	49.946	178.5	6:40.353									
3	1	3:14.566	56.767	1:28.130	49.669	172.2	9:54.919									
4	1	3:16.266	57.505	1:27.903	50.858	175.6	13:11.185									
5	1	3:17.745	58.064	1:29.360	50.321	178.2	16:28.930									
6	1	3:19.471	58.024	1:30.410	51.037	176.5	19:48.401									
7	1	3:26.214	B 57.771	1:28.901	59.542	174.2	23:14.615									
8	1	6:16.941	3:58.441	1:29.135	49.365	172.5	29:31.556									
9	1	3:14.706	56.727	1:28.775	49.204	180.0	32:46.262									
10	1	■ 3:12.282	57.162	■ 1:26.345	■ 48.775	182.7	35:58.544									
11	1	3:20.366	■ 56.603	1:31.275	52.488	173.6	39:18.910									
12	1	3:15.651	58.721	1:27.483	49.447	180.0	42:34.561									
13	1	3:14.787	57.724	1:27.554	49.509	178.2	45:49.348									
14	1	3:14.337	57.555	1:27.270	49.512	173.6	49:03.685									
15	1	3:15.182	57.708	1:27.496	49.978	177.6	52:18.867									

89		Ford Falcon Sprint HC65														
1.Udo KLASFAUSEWEH																
1	1	3:29.843	1:05.780	1:31.893	52.170		3:29.843									
2	1	3:17.646	56.485	1:30.544	50.617	172.2	6:47.489									
3	1	3:17.659	56.313	1:30.912	50.434	169.0	10:05.148									
4	1	3:17.307	55.532	1:30.713	51.062	169.3	13:22.455									
5	1	3:26.625	B 55.684	1:30.136	1:00.805	167.7	16:49.080									
6	1	6:06.487	3:46.057	1:30.144	50.286	173.1	22:55.567									
7	1	3:15.265	55.347	1:29.561	50.357	168.0	26:10.832									

100		Porsche 3.0 RSR HC81														
1.Hans-Ulrich KAINZINGER																
1	1	2:50.818	50.505	1:17.070	43.243		2:50.818									
2	1	2:48.373	48.321	1:16.659	43.393	211.4	5:39.191									
3	1	2:47.135	47.884	1:16.007	43.244	210.1	8:26.326									
4	1	■ 2:46.584	47.943	1:15.655	■ 42.986	216.0	11:12.910									
5	1	2:47.836	47.994	1:16.742	43.100	206.5	14:00.746									
6	1	2:47.011	48.386	1:15.527	43.098	216.9	16:47.757									
7	1	2:47.863	48.105	1:16.297	43.611	215.6	19:35.620									
8	1	2:57.111	B 48.201	1:17.875	51.035	209.7	22:32.731									
9	1	5:42.243	3:41.475	1:17.541	43.227	201.5	28:14.974									
10	1	2:48.558	48.506	1:17.056	42.996	214.7	31:03.532									
11	1	2:48.178	47.936	1:17.089	43.153	219.1	33:51.710									
12	1	2:47.594	■ 47.740	1:16.692	43.162	218.2	36:39.304									
13	1	2:48.738	48.096	1:16.819	43.823	196.4	39:28.042									
14	1	2:47.899	48.186	1:15.787	43.926	219.1	42:15.941									
15	1	2:46.820	47.891	■ 1:15.098	43.831	216.9	45:02.761									
16	1	2:46.663	47.835	1:15.813	43.015	219.1	47:49.424									
17	1	2:47.582	48.074	1:15.823	43.685	209.7	50:37.006									

118		Porsche 911 RSR HC81														
1.Adrian GRENZ																
1	1	2:51.908	50.534	1:17.762	43.612		2:51.908									
2	1	2:49.323	48.854	1:17.052	43.417	206.5	5:41.231									
3	1	■ 2:47.644	■ 48.179	■ 1:15.793	43.672	211.4	8:28.875									
4	1	2:48.120	48.639	1:16.334	■ 43.147	216.9	11:16.995									
5	1	2:49.919	48.345	1:18.280	43.294	210.9	14:06.914									
6	1	2:49.511	48.767	1:17.246	43.988	209.7	16:56.425									
7	1	2:49.709	48.379	1:17.345	43.985	214.7	19:46.134									
8	1	2:50.051	48.783	1:17.136	44.132	206.9	22:36.185									
9	1	2:51.722	49.628	1:17.438	44.656	215.6	25:27.907									
10	1	2:49.946	48.968	1:16.758	44.220	205.7	28:17.853									
11	1	2:57.880	B 49.504	1:17.643	50.733	200.7	31:15.733									
12	1	4:48.747	2:45.339	1:18.955	44.453	208.1	36:04.480									
13	1	2:49.804	48.188	1:18.027	43.589	208.1	38:54.284									
14	1	2:52.832	49.714	1:18.649	44.469	198.5	41:47.116									
15	1	2:56.796	B 48.819	1:18.017	49.960	206.9	44:43.912									
16	1	3:13.074	1:11.453	1:17.260	44.361	210.9	47:56.986									
17	1	2:50.740	48.964	1:17.098	44.678	207.3	50:47.726									

130		BMW 2002 HC81														
1.Carl SEHER																
2.Carl Sebastian SEHER																
1	1	3:24.610	1:02.992	1:30.464	51.154		3:24.610									
2	1	3:13.586	55.785	1:27.612	50.189	179.7	6:38.196									
3	1	3:11.336	54.691	1:26.077	50.568	167.2	9:49.532									
4	1	3:10.273	54.592	1:27.400	48.281	174.8	12:59.805									



# 9-HC '65 & '81 and Spa Ardennes Chal.

## SUPERSPA Race 2

### Sector Analysis

— Invalidated Lap    ■ Personal Best    ■ Session Best    B Crossing the pit lane

Lap	D	Time	Sector 1	Sector 2	Sector 3	T.Sp	Elapsed	Lap	D	Time	Sector 1	Sector 2	Sector 3	T.Sp	Elapsed		
5	1	3:08.801	54.131	1:26.332	48.338	176.8	16:08.606	3	1	2:54.358	49.665	1:20.521	44.172	190.5	9:02.469		
6	1	3:09.742	54.833	1:26.086	48.823	179.7	19:18.348	4	1	2:54.080	49.249	1:20.353	44.478	184.0	11:56.549		
7	1	3:25.321	B	58.212	1:26.242	1:00.867	187.2	22:43.669	5	1	2:53.027	49.568	1:19.235	44.224	183.7	14:49.576	
8	1	6:00.338	3:43.360	1:27.038	49.940	186.5	28:44.007	6	1	2:52.541	49.065	1:19.354	44.122	197.1	17:42.117		
9	1	3:08.138	53.870	1:25.713	48.555	181.2	31:52.145	7	1	2:51.123	48.739	1:18.828	43.556	194.2	20:33.240		
10	1	3:06.280	■	53.343	■	1:24.436	48.501	185.2	34:58.425	8	1	2:50.985	48.478	1:18.378	44.129	180.9	23:24.225
11	1	3:09.294	54.429	1:27.138	47.727	164.4	38:07.719	9	1	2:53.447	49.683	1:19.570	44.194	185.6	26:17.672		
12	1	3:07.854	56.062	1:24.088	■	47.704	186.2	41:15.573	10	1	3:04.258	B	49.597	1:20.121	54.540	173.1	29:21.930
13	1	3:07.800	53.422	1:25.372	49.006	189.1	44:23.373	11	1	5:45.901	3:39.402	1:20.750	45.749	204.9	35:07.831		
14	1	3:24.195	B	55.310	1:28.132	1:00.753	188.5	47:47.568	12	1	2:52.233	48.442	1:19.773	44.018	199.6	38:00.064	
15	1	3:18.960	1:05.911	1:25.197	47.852	184.9	51:06.528	13	1	2:50.700	48.281	1:18.928	43.491	202.6	40:50.764		

**142** 1. Max KAINZINGER  
Porsche 911 ST HC81

1	1	3:09.395	55.577	1:25.469	48.349		3:09.395		
2	1	3:04.157	53.464	1:23.589	47.104	196.0	6:13.552		
3	1	3:03.690	53.013	1:23.013	47.664	197.8	9:17.242		
4	1	3:03.044	52.879	1:23.235	46.930	196.7	12:20.286		
5	1	3:02.360	52.755	1:22.412	47.193	194.9	15:22.646		
6	1	3:03.298	52.659	1:22.402	48.237	196.4	18:25.944		
7	1	3:04.283	53.374	1:22.707	48.202	194.6	21:30.227		
8	1	3:02.089	53.103	1:22.168	46.818	196.4	24:32.316		
9	1	3:09.903	B	52.821	1:22.135	54.947	196.0	27:42.219	
10	1	5:54.312	3:44.886	1:22.747	46.679	197.1	33:36.531		
11	1	3:00.994	■	52.562	■	1:21.948	46.484	203.4	36:37.525
12	1	3:05.989	53.802	1:22.635	49.552	189.5	39:43.514		
13	1	3:04.287	53.025	1:23.348	47.914	196.4	42:47.801		
14	1	3:04.706	53.030	1:24.188	47.488	196.7	45:52.507		
15	1	3:04.965	52.912	1:23.746	48.307	197.4	48:57.472		
16	1	3:04.851	53.521	1:23.609	47.721	194.2	52:02.323		

**190** 1. Markus NIESTRATH  
2. Samuel NIESTRATH  
Alfa Romeo GTAm HC81

1	1	3:14.043	1:01.194	1:24.479	48.370		3:14.043		
2	1	3:05.107	54.621	1:22.848	47.638	167.4	6:19.150		
3	1	3:02.204	■	53.846	■	1:21.089	47.269	185.2	9:21.354
4	1	3:03.413	■	53.802	■	1:21.899	47.712	188.5	12:24.767
5	1	3:04.680	54.536	1:22.242	47.902	173.1	15:29.447		
6	1	3:03.476	54.272	1:21.772	47.432	183.1	18:32.923		
7	1	3:03.088	53.943	1:21.758	47.387	185.2	21:36.011		
8	1	3:11.295	B	53.890	1:21.460	55.945	184.9	24:47.306	
9	1	5:56.052	3:43.604	1:24.415	48.033	181.5	30:43.358		
10	1	3:16.612	54.750	1:33.123	48.739	182.4	33:59.970		
11	1	3:08.015	54.570	1:24.808	48.637	185.2	37:07.985		
12	1	3:05.144	54.408	1:23.259	47.477	184.3	40:13.129		
13	1	3:07.329	54.225	1:25.596	47.508	167.4	43:20.458		
14	1	3:08.240	56.065	1:24.613	47.562	183.7	46:28.698		
15	1	3:08.973	54.686	1:25.785	48.502	179.4	49:37.671		
16	1	3:05.674	56.358	1:22.011	47.305	180.6	52:43.345		

**507** 1. Oliver HARTMANN  
Elva MK 8 HC65

1	1	3:12.985	1:01.817	1:24.690	46.478		3:12.985
2	1	2:55.126	49.873	1:20.712	44.541	192.9	6:08.111


**601** 1. Mike STURSBURG  
Ford Escort MK1 RS1600 HC81

1	1	2:58.267	53.806	1:18.984	45.477		2:58.267		
2	1	2:54.331	51.860	1:17.628	44.843	200.0	5:52.598		
3	1	2:53.595	■	51.661	■	1:17.338	44.596	194.9	8:46.193
4	1	2:54.844	51.380	1:18.425	45.039	194.6	11:41.037		
5	1	2:55.512	51.784	1:18.596	45.132	193.9	14:36.549		
6	1	2:56.433	52.035	1:19.420	44.978	194.6	17:32.982		
7	1	2:56.334	52.460	1:18.613	45.261	194.2	20:29.316		
8	1	3:05.629	B	52.256	1:17.811	55.562	194.9	23:34.945	
9	1	5:44.612	3:39.432	1:20.078	45.102	195.3	29:19.557		
10	1	2:53.800	51.779	1:17.522	44.499	195.3	32:13.357		
11	1	2:55.773	51.431	1:18.907	45.435	200.4	35:09.130		
12	1	2:55.730	51.480	1:19.056	45.194	199.3	38:04.860		
13	1	2:57.664	53.117	1:19.428	45.119	192.9	41:02.524		
14	1	2:57.982	53.207	1:19.099	45.676	176.2	44:00.506		
15	1	2:56.071	51.110	1:19.105	45.856	201.1	46:56.577		
16	1	2:54.303	■	51.108	■	1:18.142	45.053	195.3	49:50.880
17	1	2:55.891	51.538	1:19.470	44.883	195.7	52:46.771		

**602** Mittelmotor GmbH  
1. Dirk BAUMANN  
2. Philipp BAUMANN  
Porsche 911 RSR HC81

1	1	2:58.902	51.630	1:20.976	46.296		2:58.902		
2	1	2:58.317	50.126	1:22.426	45.765	202.6	5:57.219		
3	1	2:55.902	49.779	1:20.756	45.367	196.7	8:53.121		
4	1	2:55.688	49.532	1:20.344	45.812	200.0	11:48.809		
5	1	2:54.568	49.284	1:19.557	45.727	198.9	14:43.377		
6	1	2:54.329	49.161	1:20.323	44.845	207.7	17:37.706		
7	1	2:54.431	49.493	1:19.714	45.224	203.0	20:32.137		
8	1	2:55.424	49.754	1:20.746	44.924	181.8	23:27.561		
9	1	3:05.114	B	49.566	1:21.305	54.243	200.0	26:32.675	
10	1	5:48.297	3:41.990	1:20.984	45.323	203.8	32:20.972		
11	1	2:53.736	■	49.115	■	1:19.517	45.104	207.7	35:14.708
12	1	2:55.283	49.354	1:20.761	45.168	213.9	38:09.991		
13	1	2:55.452	49.594	1:21.287	44.571	199.3	41:05.443		
14	1	3:08.346	B	49.502	1:22.673	56.171	213.9	44:13.789	
15	1	3:12.158	1:00.728	1:24.351	47.079	210.1	47:25.947		
16	1	3:01.841	52.289	1:22.941	46.611	203.0	50:27.788		






# 9-HC '65 & '81 and Spa ArdenNES Chal.

## SUPERSPA Race 2

### Sector Analysis

— Invalidated Lap   ■ Personal Best   ■ Session Best   B Crossing the pit lane

Lap	D	Time	Sector 1	Sector 2	Sector 3	T.Spd	Elapsed	Lap	D	Time	Sector 1	Sector 2	Sector 3	T.Spd	Elapsed
<b>614</b> 1.Hans ROTENBERGER 2.Peter ROTENBERGER VW-Porsche 914/4 HC81								<b>683</b> 1.Andreas BAYER Austin Mini HC65							
1	1	3:29.768	1:09.912	1:28.840	51.016		3:29.768	1	1	3:31.039	1:09.612				3:31.039
2	1	3:18.818	58.727	1:28.929	51.162	162.2	6:48.586	2	1	<b>3:20.453</b>	59.764			162.7	6:51.492
3	1	3:18.082	1:00.180	1:27.591	50.311	154.3	10:06.668	3	1	3:22.473	59.715	<b>1:30.182</b>	<b>52.576</b>	159.3	10:13.965
4	1	3:18.101	59.999	1:27.821	50.281	154.1	13:24.769	4	1	3:24.501	1:00.966			152.8	13:38.466
5	1	3:28.618	B 1:00.677	1:27.845	1:00.096	151.7	16:53.387	5	1	3:25.946	1:01.022			158.4	17:04.412
6	1	6:05.929	3:47.443	1:27.451	51.035	148.8	22:59.316	6	1	3:27.986	1:01.105			153.2	20:32.398
7	1	3:17.856	1:00.299	1:27.101	50.456	152.3	26:17.172	7	1	3:36.136	B 1:01.158			147.1	24:08.534
8	1	3:15.323	58.898	1:26.666	49.759	162.7	29:32.495	8	1	6:27.495	4:01.986			150.0	30:36.029
9	1	3:14.911	58.931	1:26.273	49.707	161.0	32:47.406	9	1	3:29.673	1:00.752			153.4	34:05.702
10	1	3:15.898	59.081	1:26.366	50.451	161.9	36:03.304	10	1	3:25.506	<b>59.653</b>			153.0	37:31.208
11	1	3:17.616	<b>58.480</b>	1:27.724	51.412	166.7	39:20.920	11	1	3:26.734	1:01.290			143.2	40:57.942
12	1	<b>3:14.266</b>	58.579	<b>1:26.034</b>	<b>49.653</b>	165.6	42:35.186	12	1	3:26.075	1:00.850			156.5	44:24.017
13	1	3:24.369	B 58.989	1:26.311	59.069	163.9	45:59.555	13	1	3:25.930	1:01.072			154.9	47:49.947
14	1	3:29.937	1:12.016	1:27.225	50.696	150.4	49:29.492	14	1	3:27.794	1:00.510			149.4	51:17.741
15	1	3:19.301	1:00.909	1:27.063	51.329	151.0	52:48.793								
<b>618</b> 1.Jan ROTENBERGER 2.Uwe KOENZEN Porsche 912 HC65								<b>728</b> 1.Markus DÜNKELMANN Porsche 911 ST HC81							
1	1	3:45.099	1:16.007	1:34.330	54.762		3:45.099	1	1	3:05.129	54.458	1:23.918	46.753		3:05.129
2	1	3:32.360	1:03.744	1:34.193	54.423	160.0	7:17.459	2	1	3:01.173	51.768	1:23.325	46.080	178.8	6:06.302
3	1	<b>3:30.018</b>	<b>1:02.641</b>	<b>1:32.996</b>	54.381	159.8	10:47.477	3	1	2:59.763	51.561	1:22.180	46.022	178.8	9:06.065
4	1	3:34.081	1:03.481	1:36.554	<b>54.046</b>	143.6	14:21.558	4	1	2:58.705	51.251	1:21.507	45.947	204.9	12:04.770
5	1	3:34.363	1:03.568	1:35.771	55.024	159.3	17:55.921	5	1	3:00.177	52.093	1:21.997	46.087	200.0	15:04.947
6	1	3:34.639	1:03.518	1:35.030	56.091	161.0	21:30.560	6	1	3:00.237	51.945	1:22.284	46.008	185.6	18:05.184
7	1	3:47.601	B 1:05.302	1:34.642	1:07.657	157.0	25:18.161	7	1	2:59.467	51.554	1:21.474	46.439	196.7	21:04.651
8	1	6:25.392	3:54.284	1:35.429	55.679	161.9	31:43.553	8	1	3:07.811	B 52.820	1:21.913	53.078	182.4	24:12.462
9	1	3:38.190	1:03.869	1:38.238	56.083	159.1	35:21.743	9	1	5:49.423	3:40.735	1:22.484	46.204	202.2	30:01.885
10	1	3:32.369	1:02.701	1:34.793	54.875	157.7	38:54.112	10	1	3:00.780	51.155	1:22.889	46.736	205.3	33:02.665
11	1	3:33.706	1:03.527	1:34.499	55.680	158.1	42:27.818	11	1	3:02.088	51.337	1:23.499	47.252	201.5	36:04.753
12	1	3:35.745	1:04.128	1:36.243	55.374	158.4	46:03.563	12	1	3:00.726	51.836	1:22.945	45.945	177.6	39:05.479
13	1	3:33.929	1:03.930	1:34.443	55.556	157.7	49:37.492	13	1	2:58.947	51.308	<b>1:21.026</b>	46.613	200.7	42:04.426
14	1	3:36.705	1:03.436	1:38.030	55.239	159.3	53:14.197	14	1	2:59.854	52.083	1:21.545	46.226	195.7	45:04.280
15	1							15	1	2:58.205	51.367	1:21.343	45.495	193.9	48:02.485
16	1							16	1	<b>2:57.583</b>	<b>50.873</b>	1:21.603	<b>45.107</b>	196.0	51:00.068
<b>660</b> 1.Rainer GALASKE Lancia Fulvia HC81								<b>750</b> 1.Achim ROSSMANN VW Golf 1 GTI HC81							
1	1	4:06.771	1:22.800	1:40.475	1:03.496		4:06.771	1	1	3:20.799	1:02.645				3:20.799
2	1	3:52.052	1:10.011	1:41.490	1:00.551	134.8	7:58.823	2	1	3:13.267	55.366			178.8	6:34.066
3	1	3:53.226	1:08.716	1:41.784	1:02.726	140.8	11:52.049	3	1	3:09.922	55.910	1:24.621	49.391	177.9	9:43.988
4	1	3:55.200	1:10.177	1:43.728	1:01.295	135.2	15:47.249	4	1	<b>3:06.312</b>	55.139	<b>1:23.010</b>	<b>48.163</b>	177.9	12:50.300
5	1	3:53.949	1:09.784	1:41.841	1:02.324	131.9	19:41.198	5	1	3:10.611	55.975			172.2	16:00.911
6	1	3:52.903	<b>1:08.206</b>	1:41.028	1:03.669	142.3	23:34.101	6	1	3:07.060	55.548			172.5	19:07.971
7	1	3:51.520	1:09.315	1:41.058	1:01.147	135.7	27:25.621	7	1	3:21.370	B 55.792			172.0	22:29.341
8	1	3:52.903	1:09.032	1:41.436	1:02.435	140.4	31:18.524	8	1	5:57.304	3:44.015			174.5	28:26.645
9	1	4:05.400	B 1:09.374	1:41.438	1:14.588	137.4	35:23.924	9	1	3:08.652	55.543			175.9	31:35.297
10	1	6:24.542	3:40.469	1:42.164	1:01.909	134.0	41:48.466	10	1	3:07.923	<b>54.864</b>			167.4	34:43.220
11	1	3:49.267	1:09.234	1:39.696	<b>1:00.337</b>	140.8	45:37.733	11	1	3:07.979	55.668			178.2	37:51.199
12	1	3:50.306	1:08.987	1:40.120	1:01.199	138.1	49:28.039	12	1	3:07.962	55.798			178.8	40:59.161
13	1	<b>3:47.722</b>	1:08.263	<b>1:38.629</b>	1:00.830	141.9	53:15.761	13	1	3:10.801	56.386			152.3	44:09.962
								14	1	3:10.181	57.211	1:24.693	48.277	170.1	47:20.143
								15	1	3:08.647	55.824	1:23.726	49.097	167.4	50:28.790



# 9-HC '65 & '81 and Spa Ardennes Chal. SUPERSPA Race 2

## Sector Analysis

— Invalidated Lap    ■ Personal Best    ■ Session Best    B Crossing the pit lane

Lap	D	Time	Sector 1	Sector 2	Sector 3	T.Spd	Elapsed	Lap	D	Time	Sector 1	Sector 2	Sector 3	T.Spd	Elapsed
771	1	3:31.178	1:15.491	1:25.845	49.842		3:31.178	15	1	2:58.939	53.854	1:19.492	45.593	190.1	48:35.969
	2	3:15.464	55.679	1:30.450	49.335	168.7	6:46.642	16	1	3:00.500	53.178	1:19.807	47.515	190.1	51:36.469

771 1.Johnathan WILSHAW								Alfa Romeo 1750 GT-Am HC81							
1	1	3:31.178	1:15.491	1:25.845	49.842		3:31.178								
2	1	3:15.464	55.679	1:30.450	49.335	168.7	6:46.642								
3	1	3:08.628	56.225	1:23.437	48.966	173.6	9:55.270								
4	1	3:08.236	56.296	1:24.156	47.784	172.5	13:03.506								
5	1	3:09.262	54.704	1:25.760	48.798	176.5	16:12.768								
6	1	3:07.229	54.316	1:25.091	47.822	184.3	19:19.997								
7	1	3:22.082	57.789	1:25.394	58.899	176.2	22:42.079								
8	1	5:57.904	3:45.240	1:24.177	48.487	180.3	28:39.983								
9	1	3:09.072	55.905	1:24.288	48.879	172.2	31:49.055								
10	1	3:08.027	55.335	1:23.905	48.787	173.1	34:57.082								
11	1	3:05.951	55.508	1:22.755	47.688	181.5	38:03.033								
12	1	3:08.034	55.686	1:24.355	47.993	186.2	41:11.067								
13	1	3:06.795	55.693	1:23.178	47.924	181.2	44:17.862								
14	1	3:05.832	55.238	1:23.071	47.523	183.4	47:23.694								
15	1	3:05.941	54.998	1:23.998	46.945	169.5	50:29.635								


773 MK Racing								Alfa Romeo 1750 GT-Am HC81							
1	1	3:12.288	1:00.153	1:23.998	48.137		3:12.288								
2	1	3:08.029	56.268	1:24.604	47.157	180.0	6:20.317								
3	1	3:05.521	53.719	1:23.996	47.806	189.8	9:25.838								
4	1	3:05.428	54.259	1:23.065	48.104	177.3	12:31.266								
5	1	3:06.962	55.457	1:23.556	47.949	175.0	15:38.228								
6	1	3:07.301	55.234	1:23.913	48.154	178.2	18:45.529								
7	1	3:08.685	55.125	1:25.084	48.476	182.4	21:54.214								
8	1	3:21.022	55.653	1:24.586	1:00.783	180.9	25:15.236								
9	1	5:56.386	3:42.996	1:24.909	48.481	176.5	31:11.622								
10	1	3:06.666	55.039	1:23.935	47.692	189.1	34:18.288								
11	1	3:05.700	54.487	1:23.620	47.593	184.0	37:23.988								
12	1	3:06.060	55.153	1:23.248	47.659	184.0	40:30.048								
13	1	3:08.707	56.092	1:24.472	48.143	158.6	43:38.755								
14	1	3:04.911	54.623	1:22.897	47.391	189.5	46:43.666								
15	1	3:05.250	53.689	1:23.587	47.974	184.0	49:48.916								
16	1	3:07.030	53.927	1:24.775	48.328	174.8	52:55.946								

796 RCM Rheydter Club für Motorsport								Alfa Romeo 1750 GT-Am HC81							
1	1	3:10.608	59.097	1:23.297	48.214		3:10.608								
2	1	3:04.110	54.088	1:22.279	47.743	184.3	6:14.718								
3	1	3:05.124	54.263	1:23.031	47.830	175.0	9:19.842								
4	1	3:04.589	54.284	1:21.796	48.509	183.7	12:24.431								
5	1	3:10.930	54.124	1:21.441	55.365	186.5	15:35.361								
6	1	5:54.830	3:45.887	1:21.279	47.664	184.6	21:30.191								
7	1	3:02.563	54.261	1:21.531	46.771	189.5	24:32.754								
8	1	3:02.210	53.387	1:21.460	47.363	191.2	27:34.964								
9	1	3:01.164	55.097	1:19.789	46.278	187.5	30:36.128								
10	1	3:00.657	53.035	1:20.943	46.679	192.2	33:36.785								
11	1	3:01.181	53.806	1:20.848	46.527	194.6	36:37.966								
12	1	3:00.698	53.063	1:18.952	48.683	193.9	39:38.664								
13	1	2:59.567	52.891	1:20.305	46.371	191.5	42:38.231								
14	1	2:58.799	53.289	1:19.688	45.822	193.2	45:37.030								

911 1.Michael WITTKÉ								Porsche 911 RSR Ardennes							
1	1	2:49.410	49.152	1:17.807	42.451		2:49.410								
2	1	2:45.585	46.908	1:16.101	42.576	222.2	5:34.995								
3	1	2:44.498	47.063	1:15.499	41.936	215.1	8:19.493								
4	1	2:45.855	46.106	1:15.771	43.978	214.3	11:05.348								
5	1	2:44.731	46.362	1:16.551	41.818	196.4	13:50.079								
6	1	2:45.357	46.231	1:15.655	43.471	220.0	16:35.436								
7	1	2:47.739	48.097	1:15.933	43.709	216.9	19:23.175								
8	1	3:04.583	51.738	1:18.057	54.788	218.2	22:27.758								
9	1	5:39.815	3:39.992	1:17.427	42.396	203.0	28:07.573								
10	1	2:47.422	48.858	1:16.506	42.058	225.9	30:54.995								
11	1	2:45.064	45.844	1:17.131	42.089	216.0	33:40.059								
12	1	2:44.838	47.474	1:15.549	41.815	224.5	36:24.897								
13	1	2:45.122	46.618	1:16.118	42.386	233.8	39:10.019								
14	1	2:44.070	45.898	1:15.728	42.444	226.9	41:54.089								
15	1	2:41.782	45.675	1:14.671	41.436	235.8	44:35.871								
16	1	2:43.784	45.592	1:15.959	42.233	220.4	47:19.655								
17	1	2:44.475	46.199	1:16.429	41.847	211.4	50:04.130								

924 Mittelmotor GmbH								Porsche 924 HC81							
1	1	3:48.918	1:16.165	1:37.000	55.753		3:48.918								
2	1	3:31.749	1:01.560	1:35.854	54.335	162.9	7:20.667								
3	1	3:27.805	1:00.877	1:33.823	53.105	163.1	10:48.472								
4	1	3:31.019	1:02.237	1:35.887	52.895	156.7	14:19.491								
5	1	3:33.225	1:01.125	1:37.102	54.998	162.7	17:52.716								
6	1	3:47.488	1:01.479	1:35.832	1:10.177	162.4	21:40.204								
7	1	6:19.817	3:51.632	1:34.813	53.372	162.9	28:00.021								
8	1	3:30.038	1:00.849	1:35.188	54.001	165.4	31:30.059								
9	1	3:32.292	1:00.948	1:37.141	54.203	160.0	35:02.351								
10	1	3:31.395	1:00.984	1:36.345	54.066	165.9	38:33.746								
11	1	3:32.273	1:01.201	1:35.222	55.580	161.9	42:06.019								
12	1	3:29.458	1:00.636	1:35.796	53.026	168.7	45:35.477								
13	1	3:27.846	1:00.045	1:33.636	54.165	165.4	49:03.323								
14	1	3:28.875	1:00.941	1:34.748	53.186	164.9	52:32.198								

937 Mittelmotor GmbH								Porsche 924 GTS HC81							
1	1	3:08.751	55.751	1:25.070	47.930		3:08.751								
2	1	3:03.669	51.993	1:24.223	47.453	189.1	6:12.420								
3	1	3:00.061	51.675	1:22.093	46.293	198.9	9:12.481								
4	1	3:02.172	51.870	1:22.746	47.556	201.5	12:14.653								
5	1	3:02.499	51.786	1:23.762	46.951	191.8	15:17.152								
6	1	3:00.536	52.316	1:21.788	46.432	191.2	18:17.688								
7	1	2:58.335	51.980	1:20.250	46.105	208.9	21:16.023								
8	1	3:07.069	52.039	1:20.600	54.430	199.6	24:23.092								
9	1	5:54.298	3:46.806	1:21.389	46.103	203.8	30:17.390								
10	1	2:58.755	51.780	1:20.500	46.475	200.4	33:16.145								
11	1	2:59.477	51.689	1:20.922	46.866	200.4	36:15.622								
12	1	3:01.348	51.398	1:21.466	48.484	200.4	39:16.970								



# 9-HC '65 & '81 and Spa Ardennes Chal.

## SUPERSPA

### Race 2

## Sector Analysis

— Invalidated Lap    
 ■ Personal Best    
 ■ Session Best    
 B Crossing the pit lane

Lap	D	Time	Sector 1	Sector 2	Sector 3	T.Sp	Elapsed	Lap	D	Time	Sector 1	Sector 2	Sector 3	T.Sp	Elapsed
13	1	3:01.146	51.550	1:21.971	47.625	199.6	42:18.116								
14	1	3:00.391	51.219	1:22.206	46.966	202.2	45:18.507								
15	1	3:00.152	51.666	1:20.754	47.732	200.4	48:18.659								
16	1	2:58.812	51.493	1:20.276	47.043	201.9	51:17.471								