


9-HC '65 & '81 and Spa Ardennes Chal.

SUPERSPA Qualifying 2

Sector Analysis

— Invalidated Lap ■ Personal Best ■ Session Best B Crossing the pit lane

Lap	D	Time	Sector 1	Sector 2	Sector 3	T.Spd	Elapsed	Lap	D	Time	Sector 1	Sector 2	Sector 3	T.Spd	Elapsed
15 1.Detlev BETHKE Lotus Elan HC65															
1	1	4:20.465	1:39.143	1:45.902	55.420	108.5	4:20.465	1	1	3:40.065	1:07.696	1:39.159	53.210	144.2	3:40.065
2	1	3:21.280	57.080	1:32.674	51.526	164.4	7:41.745	2	1	3:20.205	55.032	1:32.772	52.401	176.2	7:00.270
3	1	3:18.101	55.750	1:31.413	50.938	172.2	10:59.846	3	1	3:16.817	53.820	1:30.887	52.110	184.0	10:17.087
4	1	3:17.321	55.509	1:31.380	50.432	177.6	14:17.167	4	1	3:25.486 B	52.542	1:28.846	1:04.098	201.1	13:42.573
5	1	3:14.222	55.132	1:29.441	49.649	169.5	17:31.389	5	1	4:25.120	1:59.919	1:29.726	55.475	179.1	18:07.693
6	1	3:14.087	55.070	1:28.864	50.153	169.5	20:45.476	6	1	3:15.087	54.106	1:28.391	52.590	184.3	21:22.780
7	1	3:13.237	55.969	1:27.756	49.512	168.5	23:58.713	7	1	3:11.108	52.789	1:28.145	50.174	175.3	24:33.888
8	1	3:11.467	54.066	1:27.731	49.670	161.9	27:10.180	8	1	3:10.078	52.606	1:27.655	49.817	190.5	27:43.966
17 1.Eric DOUART BMW 2800 CS Ardennes															
1	1	3:39.275	1:08.304	1:37.060	53.911	135.3	3:39.275	1	1	3:58.738	1:20.893	1:39.991	57.854	113.4	3:58.738
2	1	3:05.376	54.202	1:24.337	46.837	186.2	6:44.651	2	1	3:21.160	1:02.467	1:28.463	50.230	143.4	7:19.898
3	1	3:04.115	52.906	1:24.380	46.829	198.9	9:48.766	3	1	3:20.241 B	56.961	1:24.933	58.347	161.0	10:40.139
4	1	3:05.346	54.730	1:24.174	46.442	189.8	12:54.112	4	1	5:34.361	3:13.518	1:30.682	50.167	173.1	16:14.500
5	1	3:02.337	52.625	1:23.374	46.338	196.4	15:56.449	5	1	3:18.288	56.059	1:24.003	58.226	189.1	19:32.788
6	1	3:03.224	52.295	1:23.477	47.452	193.5	18:59.673	6	1	3:13.467	58.126	1:24.755	50.586	154.3	22:46.255
7	1	3:03.131	52.482	1:24.072	46.577	191.5	22:02.804	7	1	3:02.189	53.679	1:20.582	47.928	188.2	25:48.444
8	1	3:01.962	52.121	1:22.663	47.178	194.9	25:04.766								
20 1.Axel VÖGELE Morris Mini Cooper S HC65															
1	1	4:41.961	1:48.542	1:50.845	1:02.574	112.7	4:41.961	1	1	3:17.433	54.226	1:32.990	50.217	151.5	3:17.433
2	1	3:41.813	1:05.050	1:38.807	57.956	147.7	8:23.774	2	1	3:14.669	54.552	1:29.362	50.755	179.7	6:32.102
3	1	3:41.389	1:05.678	1:38.239	57.472	153.2	12:05.163	3	1	3:28.609 B	54.179	1:30.387	1:04.043	187.8	10:00.711
4	1	3:42.203	1:05.086	1:38.752	58.365	151.3	15:47.366	4	1	5:04.896	2:46.130	1:28.074	50.692	156.5	15:05.607
5	1	3:40.979	1:05.115	1:37.133	58.731	149.2	19:28.345	5	1	3:11.388	54.867	1:26.665	49.856	180.9	18:16.995
6	1	3:38.156	1:05.249	1:35.654	57.253	151.3	23:06.501	6	1	3:11.180	53.616	1:25.931	51.633	175.0	21:28.175
7	1	3:37.175	1:04.589	1:35.248	57.338	153.0	26:43.676	7	1	3:09.422	53.788	1:26.452	49.182	185.9	24:37.597
8	1							8	1	3:09.647	53.666	1:26.585	49.396	183.7	27:47.244
26 1.Alan BRECK BMW M3 Ardennes 2.Luke BENNETT															
1	1	3:21.281	56.666	1:33.332	51.283	158.8	3:21.281	1	1	3:50.023	1:17.995	1:41.487	50.541	112.4	3:50.023
2	1	3:08.412	52.782	1:27.711	47.919	177.3	6:29.693	2	1	3:08.325	54.261	1:24.918	49.146	181.8	6:58.348
3	1	3:00.332	50.165	1:23.026	47.141	192.2	9:30.025	3	1	3:06.677	53.860	1:23.948	48.869	193.2	10:05.025
4	1	2:54.575	49.644	1:19.230	45.701	193.5	12:24.600	4	1	3:07.070	54.240	1:24.229	48.601	182.1	13:12.095
5	1	2:55.945	49.142	1:21.524	45.279	192.5	15:20.545	5	1	3:07.159	53.816	1:24.963	48.380	182.7	16:19.254
6	1	2:56.714	48.948	1:19.164	48.602	193.5	18:17.259	6	1	3:06.907	53.505	1:23.747	49.655	184.3	19:26.161
7	1	2:54.493	50.299	1:18.820	45.374	201.5	21:11.752	7	1	3:04.328	53.990	1:22.926	47.412	191.5	22:30.489
8	1	3:00.927	48.508	1:23.193	49.226	219.5	24:12.679	8	1	3:06.753	53.928	1:23.894	48.931	187.8	25:37.242
9	1	2:54.109	48.955	1:19.363	45.791	185.2	27:06.788								
27 1.Alain JADOT FORD Capri Ardennes															
1	1	13:11.479	...			153.4	13:11.479	1	1	3:26.879	58.787	1:36.662	51.430	145.6	3:26.879
2	1	3:07.572	53.310			190.5	16:19.051	2	1	3:11.302	54.602	1:28.030	48.670	189.8	6:38.181
3	1	3:06.427	52.510			184.3	19:25.478	3	1	3:10.292	53.086	1:27.933	49.273	200.7	9:48.473
4	1	3:03.820	52.081			194.2	22:29.298	4	1	3:13.725	55.001	1:29.415	49.309	191.5	13:02.198
5	1	3:15.343	54.842			193.5	25:44.641	5	1	3:10.186	53.454	1:27.083	49.649	194.9	16:12.384
6	1							6	1	3:15.894	54.402	1:31.179	50.313	176.2	19:28.278
28 1.Daniel STEWART JAGUAR XJS Ardennes 2.Ray INGMAN															
1	1	3:40.065	1:07.696	1:39.159	53.210	144.2	3:40.065	1	1	3:58.738	1:20.893	1:39.991	57.854	113.4	3:58.738
2	1	3:20.205	55.032	1:32.772	52.401	176.2	7:00.270	2	1	3:21.160	1:02.467	1:28.463	50.230	143.4	7:19.898
3	1	3:16.817	53.820	1:30.887	52.110	184.0	10:17.087	3	1	3:20.241 B	56.961	1:24.933	58.347	161.0	10:40.139
4	1	3:25.486 B	52.542	1:28.846	1:04.098	201.1	13:42.573	4	1	5:34.361	3:13.518	1:30.682	50.167	173.1	16:14.500
5	1	4:25.120	1:59.919	1:29.726	55.475	179.1	18:07.693	5	1	3:18.288	56.059	1:24.003	58.226	189.1	19:32.788
6	1	3:15.087	54.106	1:28.391	52.590	184.3	21:22.780	6	1	3:13.467	58.126	1:24.755	50.586	154.3	22:46.255
7	1	3:11.108	52.789	1:28.145	50.174	175.3	24:33.888	7	1	3:02.189	53.679	1:20.582	47.928	188.2	25:48.444
8	1	3:10.078	52.606	1:27.655	49.817	190.5	27:43.966								
30 1.Günter ZAHNENBENZ Alfa Romeo 1750 GT-Am Ardennes 2.Patrick ZAHNENBENZ HC81															
1	1	3:58.738	1:20.893	1:39.991	57.854	113.4	3:58.738	1	1	3:17.433	54.226	1:32.990	50.217	151.5	3:17.433
2	1	3:21.160	1:02.467	1:28.463	50.230	143.4	7:19.898	2	1	3:14.669	54.552	1:29.362	50.755	179.7	6:32.102
3	1	3:20.241 B	56.961	1:24.933	58.347	161.0	10:40.139	3	1	3:28.609 B	54.179	1:30.387	1:04.043	187.8	10:00.711
4	1	5:34.361	3:13.518	1:30.682	50.167	173.1	16:14.500	4	1	5:04.896	2:46.130	1:28.074	50.692	156.5	15:05.607
5	1	3:18.288	56.059	1:24.003	58.226	189.1	19:32.788	5	1	3:11.388	54.867	1:26.665	49.856	180.9	18:16.995
6	1	3:13.467	58.126	1:24.755	50.586	154.3	22:46.255	6	1	3:11.180	53.616	1:25.931	51.633	175.0	21:28.175
7	1	3:02.189	53.679	1:20.582	47.928	188.2	25:48.444	7	1	3:09.422	53.788	1:26.452	49.182	185.9	24:37.597
8	1							8	1	3:09.647	53.666	1:26.585	49.396	183.7	27:47.244
34 1.Peter SARGEANT MORGAN +8 Ardennes 2.Cheng LIM															
1	1	3:17.433	54.226	1:32.990	50.217	151.5	3:17.433	1	1	3:50.023	1:17.995	1:41.487	50.541	112.4	3:50.023
2	1	3:14.669	54.552	1:29.362	50.755	179.7	6:32.102	2	1	3:08.325	54.261	1:24.918	49.146	181.8	6:58.348
3	1	3:28.609 B	54.179	1:30.387	1:04.043	187.8	10:00.711	3	1	3:06.677	53.860	1:23.948	48.869	193.2	10:05.025
4	1	5:04.896	2:46.130	1:28.074	50.692	156.5	15:05.607	4	1	3:07.070	54.240	1:24.229	48.601	182.1	13:12.095
5	1	3:11.388	54.867	1:26.665	49.856	180.9	18:16.995	5	1	3:07.159	53.816	1:24.963	48.380	182.7	16:19.254
6	1	3:11.180	53.616	1:25.931	51.633	175.0	21:28.175	6	1	3:06.907	53.505	1:23.747	49.655	184.3	19:26.161
7	1	3:09.422	53.788	1:26.452	49.182	185.9	24:37.597	7	1	3:04.328	53.990	1:22.926	47.412	191.5	22:30.489
8	1	3:09.647	53.666	1:26.585	49.396	183.7	27:47.244	8	1	3:06.753	53.928	1:23.894	48.931	187.8	25:37.242
56 1.Laurent HOFMANN FORD Escort MK2 RS2000 Ardennes															
1	1	3:50.023	1:17.995	1:41.487	50.541	112.4	3:50.023	1	1	3:26.879	58.787	1:36.662	51.430	145.6	3:26.879
2	1	3:08.325	54.261	1:24.918	49.146	181.8	6:58.348	2	1	3:11.302	54.602	1:28.030	48.670	189.8	6:38.181
3	1	3:06.677	53.860	1:23.948	48.869	193.2	10:05.025	3	1	3:10.292	53.086	1:27.933	49.273	200.7	9:48.473
4	1	3:07.070	54.240	1:24.229	48.601	182.1	13:12.095	4	1	3:13.725	55.001	1:29.415	49.309	191.5	13:02.198
5	1	3:07.159	53.816	1:24.963	48.380	182.7	16:19.254	5	1	3:10.186	53.454	1:27.083	4		




9-HC '65 & '81 and Spa Ardennes Chal. SUPERSPA Qualifying 2

Sector Analysis

— Invalidated Lap ■ Personal Best ■ Session Best B Crossing the pit lane

Lap	D	Time	Sector 1	Sector 2	Sector 3	T.Spd	Elapsed	Lap	D	Time	Sector 1	Sector 2	Sector 3	T.Spd	Elapsed
63 1.Klaus Dieter FRERS Porsche 911 RSR HC81 2.Niklas FRERS															
1	1	3:43.724	1:12.347	1:36.771	54.606	132.7	3:43.724								
2	1	3:22.344	55.509	1:31.538	55.297	176.2	7:06.068								
3	1	3:02.550	51.830	1:24.238	46.482	195.3	10:08.618								
4	1	2:57.286	50.450	1:20.838	45.998	200.4	13:05.904								
5	1	2:59.659	51.290	1:21.618	46.751	203.8	16:05.563								
6	1	2:57.261	50.631	1:20.264	46.366	208.5	19:02.824								
7	1	2:56.425	51.007	1:19.533	45.885	204.9	21:59.249								
8	1	2:55.119	49.846	1:19.690	45.583	212.2	24:54.368								
9	1	2:56.065	50.450	1:20.040	45.575	209.7	27:50.433								
66 1.Alex TAYLOR TVR Tuscan Ardennes															
1	1	2:49.758	44.560	1:20.035	45.163	172.2	2:49.758								
2	1	2:41.751	45.548	1:14.797	41.406	204.9	5:31.509								
3	1	2:42.067	45.317	1:14.226	42.524	206.5	8:13.576								
4	1	2:46.510	47.247	1:16.527	42.736	204.2	11:00.086								
5	1	3:05.831	48.826	1:18.359	58.646	168.7	14:05.917								
75 1.Thierry DE BONHOME CITROEN AX Sport Ardennes 2.Guy BRIEVEN															
1	1	4:16.631	1:45.787			115.3	4:16.631								
2	1	3:17.755	57.283	1:28.515	51.957	163.9	7:34.386								
3	1	3:13.500	57.020			168.5	10:47.886								
4	1	3:14.382	56.801			171.7	14:02.268								
5	1	3:10.509	55.938			169.8	17:12.777								
6	1	3:10.724	56.100			171.7	20:23.501								
7	1	3:10.859	56.213	1:24.459	50.187	169.3	23:34.360								
8	1	3:10.914	55.941			161.9	26:45.274								
87 1.Reinhard KORFMACHER Ford Mustang 289 MK1 HC65 2.Lisann KORFMACHER															
1	1	4:53.609	2:05.921	1:58.604	49.084	48.0	4:53.609								
2	1	3:13.113	57.303	1:26.786	49.024	188.5	8:06.722								
3	1	3:11.345	55.492	1:25.627	50.226	186.5	11:18.067								
4	1	3:21.197	55.800	1:25.713	59.684	168.7	14:39.264								
5	1	5:11.848	2:39.284	1:36.034	56.530	131.9	19:51.112								
6	1	3:35.214	1:03.078	1:37.546	54.590	112.9	23:26.326								
7	1	3:32.459	1:02.303	1:35.720	54.436	120.5	26:58.785								
88 1.Guy CHRQUI PORSCHE 914-6 Ardennes															
1	1	4:05.261	1:08.559	1:52.766	1:03.936	87.9	4:05.261								
2	1	3:30.430	59.044	1:35.141	56.245	162.4	7:35.691								
3	1	3:18.504	56.973	1:29.857	51.674	174.5	10:54.195								
4	1	3:17.764	56.650	1:29.782	51.332	174.5	14:11.959								
5	1	3:18.851	56.562	1:31.054	51.235	175.6	17:30.810								
6	1	4:16.134	1:05.381	1:47.035	1:23.718	123.4	21:46.944								
89 1.Udo KLASFAUSEWEH Ford Falcon Sprint HC65															
1	1	4:10.099	1:25.360	1:43.667	1:01.072	112.0	4:10.099								
2	1	3:21.968	57.161	1:32.795	52.012	153.0	7:32.067								
3	1	3:17.328	55.282	1:31.502	50.544	172.5	10:49.395								
4	1	3:16.219	54.487	1:30.947	50.785	174.8	14:05.614								
5	1	3:14.630	54.914	1:29.224	50.492	172.2	17:20.244								
6	1	3:14.969	54.619	1:29.655	50.695	164.6	20:35.213								
7	1	3:16.135	55.087	1:29.354	51.694	172.0	23:51.348								
8	1	3:15.562	54.436	1:30.363	50.763	171.2	27:06.910								
100 1.Hans-Ulrich KAINZINGER Porsche 3.0 RSR HC81															
1	1	3:52.094	1:21.748	1:39.683	50.663	119.9	3:52.094								
2	1	2:55.059	50.043	1:20.954	44.062	202.2	6:47.153								
3	1	2:49.410	48.018	1:17.765	43.627	215.6	9:36.563								
4	1	2:49.508	48.517	1:16.964	44.027	193.5	12:26.071								
5	1	2:47.261	47.807	1:16.246	43.208	224.1	15:13.332								
6	1	2:58.277	48.188	1:17.233	52.856	204.9	18:11.609								
7	1	3:46.861	1:45.558	1:17.881	43.422	210.9	21:58.470								
8	1	2:45.746	47.482	1:15.083	43.181	224.1	24:44.216								
9	1	2:45.216	46.875	1:15.236	43.105	222.2	27:29.432								
118 1.Adrian GRENZ Porsche 911 RSR HC81															
1	1	3:37.804	1:06.912	1:36.580	54.312	139.5	3:37.804								
2	1	3:03.374	55.352	1:22.398	45.624	183.7	6:41.178								
3	1	2:53.309	49.148	1:20.013	44.148	207.3	9:34.487								
4	1	2:52.082	50.292	1:17.989	43.801	199.3	12:26.569								
5	1	2:49.097	48.402	1:17.319	43.376	195.3	15:15.666								
6	1	2:52.404	48.468	1:17.406	46.530	189.8	18:08.070								
7	1	2:49.719	49.190	1:16.906	43.623	209.7	20:57.789								
8	1	2:50.908	48.356	1:16.999	45.553	208.9	23:48.697								
9	1	2:50.662	48.292	1:17.952	44.418	210.5	26:39.359								
130 1.Carl SEHER BMW 2002 HC81 2.Carl Sebastian SEHER															
1	1	3:08.094	45.208	1:32.359	50.527	146.3	3:08.094								
2	1	3:13.357	55.904	1:28.666	48.787	177.9	6:21.451								
3	1	3:09.918	54.829	1:25.966	49.123	186.5	9:31.369								
4	1	3:08.793	54.880	1:25.500	48.413	184.3	12:40.162								
5	1	3:09.918	54.375	1:26.882	48.661	187.8	15:50.080								
6	1	3:10.441	55.278	1:25.834	49.329	194.2	19:00.521								
7	1	3:07.875	54.047	1:25.541	48.287	197.1	22:08.396								
8	1	3:19.208	54.246	1:26.624	58.338	192.5	25:27.604								
142 1.Max KAINZINGER Porsche 911 ST HC81															
1	1	4:00.625	1:34.002	1:34.001	52.622	124.0	4:00.625								
2	1	3:08.659	54.383	1:25.696	48.580	198.5	7:09.284								
3	1	3:05.428	52.963	1:24.254	48.211	191.5	10:14.712								




9-HC '65 & '81 and Spa Ardennes Chal.

SUPERSPA Qualifying 2

Sector Analysis

— Invalidated Lap ■ Personal Best ■ Session Best B Crossing the pit lane

Lap	D	Time	Sector 1	Sector 2	Sector 3	T.Sp	Elapsed	Lap	D	Time	Sector 1	Sector 2	Sector 3	T.Sp	Elapsed
190 1.Markus NIESTRATH HC81 2.Samuel NIESTRATH															
1	1	2:55.353	39.373	1:27.343	48.637	158.1	2:55.353	1	1	3:56.670	1:14.745	1:42.460	59.465	128.0	3:56.670
2	1	3:05.752	55.187	1:22.699	47.866	181.8	6:01.105	2	1	3:22.694	1:01.814	1:29.694	51.186	160.2	7:19.364
3	1	3:16.277 B	54.509	1:23.232	58.536	181.8	9:17.382	3	1	3:20.867	1:01.621	1:27.818	51.428	159.5	10:40.231
4	1	4:35.833	2:19.290	1:26.450	50.093	175.3	13:53.215	4	1	3:16.997	59.117	1:27.106	50.774	165.4	13:57.228
5	1	3:07.137	55.554	1:23.087	48.496	182.7	17:00.352	5	1	3:17.814	58.654	1:28.338	50.822	168.7	17:15.042
6	1	3:06.076	54.644	1:23.414	48.018	182.1	20:06.428	6	1	3:22.707	1:00.732	1:29.141	52.834	159.5	20:37.749
7	1	3:07.249	54.171	1:24.723	48.355	184.6	23:13.677	7	1	3:24.171	1:02.437	1:28.283	53.451	155.2	24:01.920
8	1	3:03.873	53.615	1:22.436	47.822	190.1	26:17.550	8	1	3:16.145	58.815	1:26.766	50.564	168.0	27:18.065
199 1.Tony ABSOLOM Ardennes															
1	1	3:52.662	1:31.629	1:30.257	50.776	159.1	3:52.662	1	1	3:56.316	1:08.842	1:47.600	59.874	96.1	3:56.316
2	1	2:59.155	50.999	1:22.640	45.516	194.6	6:51.817	2	1	3:45.902	1:05.986	1:42.211	57.705	147.7	7:42.218
3	1	2:58.939	50.499	1:22.667	45.773	197.8	9:50.756	3	1	3:42.518	1:05.751	1:39.600	57.167	157.9	11:24.736
4	1	3:00.460	52.238	1:22.741	45.481	206.9	12:51.216	4	1	3:37.701	1:04.906	1:37.354	55.441	158.6	15:02.437
5	1	2:58.740	50.520	1:22.173	46.047	192.5	15:49.956	5	1	3:38.158	1:05.072	1:37.352	55.734	160.2	18:40.595
6	1	3:15.837 B	50.715	1:22.071	45.905	194.9	19:05.793	6	1	3:42.544	1:04.588	1:38.200	59.756	159.5	22:23.139
601 1.Mike STURSBURG HC81															
1	1	12:10.566	9:49.554	1:28.490	52.522	117.4	12:10.566	1	1	4:32.249	1:37.624	1:50.612	1:04.013	93.1	4:32.249
2	1	2:56.414	53.249	1:17.962	45.203	194.9	15:06.980	2	1	3:51.956	1:10.348	1:40.673	1:00.935	134.7	8:24.205
3	1	3:21.340 B	53.800	1:26.836	45.704	160.2	18:28.320	3	1	3:52.692	1:07.691	1:41.512	1:03.489	142.5	12:16.897
602 Mittelmotor GmbH Porsche 911 RSR HC81 1.Dirk BAUMANN 2.Philipp BAUMANN															
1	1	4:06.226	1:35.415	1:38.434	52.377	134.7	4:06.226	1	1	4:40.400	1:49.920			107.2	4:40.400
2	1	3:08.389	54.056	1:26.148	48.185	195.3	7:14.615	2	1	3:25.054	1:01.826			158.4	8:05.454
3	1	3:00.805	49.670	1:23.177	47.958	191.5	10:15.420	3	1	3:21.587	59.445			169.5	11:27.041
4	1	3:00.407	50.635	1:23.287	46.485	200.0	13:15.827	4	1	3:20.885	58.893			166.7	14:47.926
5	1	3:11.400 B	50.273	1:24.216	56.911	197.8	16:27.227	5	1	3:30.355 B	58.983			169.5	18:18.281
6	1	3:51.127	1:42.098	1:22.158	46.871	201.9	20:18.354	6	1	5:57.337	3:31.426			146.1	24:15.618
7	1	2:56.008	49.012	1:21.624	45.372	205.7	23:14.362	7	1	3:45.829	1:07.258	1:39.425	59.146	140.1	27:25.852
8	1	2:57.423	50.851	1:21.197	45.375	202.2	26:11.785								
603 1.Andreas BAYER HC65															
1	1	4:40.400	1:49.920				4:40.400	1	1	4:40.400	1:49.920			107.2	4:40.400
2	1	3:25.054	1:01.826				8:05.454	2	1	3:25.054	1:01.826			158.4	8:05.454
3	1	3:21.587	59.445				11:27.041	3	1	3:21.587	59.445			169.5	11:27.041
4	1	3:20.885	58.893				14:47.926	4	1	3:20.885	58.893			166.7	14:47.926
5	1	3:30.355 B	58.983				18:18.281	5	1	3:30.355 B	58.983			169.5	18:18.281
6	1	5:57.337	3:31.426				24:15.618	6	1	5:57.337	3:31.426			146.1	24:15.618
7	1	3:22.263	59.311				27:37.881	7	1	3:22.263	59.311			154.3	27:37.881
613 Mittelmotor GmbH Porsche 911 ST HC81 1.Gustav EDELHOFF															
1	1	3:46.223	1:16.058	1:36.520	53.645	143.6	3:46.223	1	1	3:13.888	55.705	1:29.535	48.648	162.2	3:13.888
2	1	3:11.565	53.916	1:28.137	49.512	188.2	6:57.788	2	1	3:02.266	52.067	1:23.443	46.756	192.5	6:16.154
3	1	3:06.575	53.351	1:24.343	48.881	201.9	10:04.363	3	1	3:00.309	51.939	1:22.237	46.133	205.7	9:16.463
4	1	3:06.556	53.166	1:23.970	49.420	196.0	13:10.919	4	1	2:58.412	51.402	1:20.695	46.315	201.1	12:14.875
5	1	3:05.276	52.110	1:24.211	48.955	204.9	16:16.195	5	1	2:58.144	51.239	1:21.045	45.860	203.0	15:13.019
6	1	3:16.995 B	53.401	1:24.629	58.965	200.7	19:33.190	6	1	2:58.409	51.144	1:21.297	45.968	183.4	18:11.428
7	1	4:24.901	2:08.742	1:27.915	48.244	168.5	23:58.091	7	1	2:57.371	50.475	1:20.745	46.151	203.4	21:08.799
8	1	3:05.738	52.004	1:25.543	48.191	201.9	27:03.829	8	1	3:06.523 B	51.250	1:21.248	54.025	196.7	24:15.322
614 1.Hans ROTENBERGER VW-Porsche 914/4 HC81 2.Peter ROTENBERGER															
1	1	3:56.670	1:14.745	1:42.460	59.465	128.0	3:56.670	1	1	3:56.670	1:14.745	1:42.460	59.465	128.0	3:56.670
2	1	3:22.694	1:01.814	1:29.694	51.186	160.2	7:19.364	2	1	3:22.694	1:01.814	1:29.694	51.186	160.2	7:19.364
3	1	3:20.867	1:01.621	1:27.818	51.428	159.5	10:40.231	3	1	3:20.867	1:01.621	1:27.818	51.428	159.5	10:40.231
4	1	3:16.997	59.117	1:27.106	50.774	165.4	13:57.228	4	1	3:16.997	59.117	1:27.106	50.774	165.4	13:57.228
5	1	3:17.814	58.654	1:28.338	50.822	168.7	17:15.042	5	1	3:17.814	58.654	1:28.338	50.822	168.7	17:15.042
6	1	3:22.707	1:00.732	1:29.141	52.834	159.5	20:37.749	6	1	3:22.707	1:00.732	1:29.141	52.834	159.5	20:37.749
7	1	3:24.171	1:02.437	1:28.283	53.451	155.2	24:01.920	7	1	3:24.171	1:02.437	1:28.283	53.451	155.2	24:01.920
8	1	3:16.145	58.815	1:26.766	50.564	168.0	27:18.065	8	1	3:16.145	58.815	1:26.766	50.564	168.0	27:18.065
618 1.Jan ROTENBERGER Porsche 912 HC65 2.Uwe KOENZEN															
1	1	3:56.316	1:08.842	1:47.600	59.874	96.1	3:56.316	1	1	3:56.316	1:08.842	1:47.600	59.874	96.1	3:56.316
2	1	3:45.902	1:05.986	1:42.211	57.705	147.7	7:42.218	2	1	3:45.902	1:05.986	1:42.211	57.705	147.7	7:42.218
3	1	3:42.518	1:05.751	1:39.600	57.167	157.9	11:24.736	3	1	3:42.518	1:05.751	1:39.600	57.167	157.9	11:24.736
4	1	3:37.701	1:04.906	1:37.354	55.441	158.6	15:02.437	4	1	3:37.701	1:04.906	1:37.354	55.441	158.6	15:02.437
5	1	3:38.158	1:05.072	1:37.352	55.734	160.2	18:40.595	5	1	3:38.158	1:05.072	1:37.352	55.734	160.2	18:40.595
6	1	3:42.544	1:04.588	1:38.200	59.756	159.5	22:23.139	6	1	3:42.544	1:04.588	1:38.200	59.756	159.5	22:23.139
7	1	3:38.709	1:04.526	1:37.252	56.931	158.8	26:01.848	7	1	3:38.709	1:04.526	1:37.252	56.931	158.8	26:01.848
660 1.Rainer GALASKE Lancia Fulvia HC81															
1	1	4:32.249	1:37.624	1:50.612	1:04.013	93.1	4:32.249	1	1	4:32.249	1:37.624	1:50.612	1:04.013	93.1	4:32.249
2	1	3:51.956	1:10.348	1:40.673	1:00.935	134.7	8:24.205	2	1	3:51.956	1:10.348	1:40.673	1:00.935	134.7	8:24.205
3	1	3:52.692	1:07.691	1:41.512	1:03.489	142.5	12:16.897	3	1	3:52.692	1:07.691	1:41.512	1:03.489	142.5	12:16.897
4	1	3:50.479	1:08.567	1:40.535	1:01.377	144.0	16:07.376	4	1	3:50.479	1:08.567	1:40.535	1:01.377	144.0	16:07.376
5	1	3:46.406	1:07.227	1:39.079	1:00.100	147.1	19:53.782	5	1	3:46.406	1:07.227	1:39.079	1:00.100	147.1	19:53.782
6	1	3:46.241	1:08.123	1:40.107	58.011	134.0	23:40.023	6	1	3:46.241	1:08.123	1:40.107	58.011	134.0	23:40.023
7	1	3:45.829	1:07.258	1:39.425	59.146	140.1	27:25.852	7	1	3:45.829	1:07.258	1:39.425	59.146	140.1	27:25.852
683 1.Andreas BAYER Austin Mini HC65															
1	1	4:40.400	1:49.920				4:40.400	1	1	4:40.400	1:49.920			107.2	4:40.400
2	1	3:25.054	1:01.826				8:05.454	2	1	3:25.054	1:01.826			158.4	8:05.454
3	1	3:21.587	59.445				11:27.041	3	1	3:21.587	59.445			169.5	11:27.041
4	1	3:20.885	58.893				14:47.926	4	1	3:20.885	58.893			166.7	14:47.926
5	1	3:30.355 B	58.983				18:18.281	5	1	3:30.3					



9-HC '65 & '81 and Spa Ardennes Chal.

SUPERSPA Qualifying 2

Sector Analysis

— Invalidated Lap ■ Personal Best ■ Session Best B Crossing the pit lane

Lap	D	Time	Sector 1	Sector 2	Sector 3	T.Spd	Elapsed	Lap	D	Time	Sector 1	Sector 2	Sector 3	T.Spd	Elapsed
750 1.Achim ROSSMANN VW Golf 1 GTI HC81								7 1 3:06.741 B 44.697 1:15.832 1:06.212 229.8 19:47.150							
1	1	4:36.921	1:43.328	1:51.228	1:02.365	102.9	4:36.921	1	1	3:58.162	1:18.485	1:40.350	59.327	133.3	3:58.162
2	1	3:10.229	56.306	1:25.082	48.841	178.8	7:47.150	2	1	3:37.652	1:04.733	1:36.094	56.825	147.9	7:35.814
3	1	3:07.064	54.861			181.5	10:54.214	3	1	3:35.329	1:00.125	1:34.096	1:01.108	166.9	11:11.143
4	1	3:06.973	54.835	1:23.769	48.369	163.4	14:01.187	4	1	3:27.215	59.715	1:33.320	54.180	162.4	14:38.358
5	1	3:05.232	54.453			180.6	17:06.419	5	1	3:31.910	1:00.450	1:34.104	57.356	162.7	18:10.268
6	1	3:04.428	54.637			181.5	20:10.847	6	1	3:28.848	1:00.780	1:33.948	54.120	161.4	21:39.116
7	1	3:56.219 B	1:01.336			136.2	24:07.066	7	1	3:27.248	1:00.640	1:32.399	54.209	163.9	25:06.364
771 1.Johnathan WILSHAW Alfa Romeo 1750 GT-Am HC81								924 Mittelmotor GmbH Porsche 924 HC81 1.Susanne FÜCKER 2.Friedrich JANKE							
1	1	3:10.773	51.270	1:30.362	49.141	145.0	3:10.773	1	1	4:13.539	1:37.455	1:38.322	57.762	116.8	4:13.539
2	1	3:11.401	56.096	1:26.233	49.072	179.4	6:22.174	2	1	3:20.029	1:01.624	1:27.803	50.602	162.9	7:33.568
3	1	3:09.897	55.425	1:24.971	49.501	180.9	9:32.071	3	1	3:02.628	53.090	1:22.281	47.257	198.2	10:36.196
4	1	3:06.172	54.581	1:23.725	47.866	182.4	12:38.243	4	1	2:59.018	51.860	1:21.084	46.074	198.9	13:35.214
5	1	3:05.981	54.929	1:22.839	48.213	182.7	15:44.224	5	1	2:58.278	51.094	1:20.699	46.485	197.8	16:33.492
6	1	3:07.607	55.022	1:24.142	48.443	181.5	18:51.831	6	1	3:01.782	50.863	1:24.262	46.657	201.5	19:35.274
7	1	3:07.146	56.065	1:22.799	48.282	181.5	21:58.977	7	1	2:59.797	52.708	1:20.158	46.931	202.2	22:35.071
8	1	3:04.573	54.302	1:21.676	48.595	187.5	25:03.550	8	1	2:57.306	50.915	1:20.055	46.336	197.1	25:32.377
773 MK Racing 1.Mariusz KUBIS Alfa Romeo 1750 GT-Am HC81															
1	1	3:56.536	1:22.880	1:39.711	53.945	112.7	3:56.536								
2	1	3:08.888	56.698	1:24.064	48.126	184.0	7:05.424								
3	1	3:08.790	55.569			186.2	10:14.214								
4	1	3:07.896	55.356	1:24.396	48.144	187.2	13:22.110								
5	1	3:05.350	54.571	1:22.976	47.803	189.5	16:27.460								
6	1	3:06.377	54.277	1:23.949	48.151	183.7	19:33.837								
7	1	3:06.606	55.475	1:23.147	47.984	186.9	22:40.443								
8	1	3:22.360 B	54.640	1:23.449	1:04.271	184.0	26:02.803								
796 RCM Rheydter Club für Motorsport 1.Jochen WILMS 2.Christian JACOBSEN Alfa Romeo 1750 GT-Am HC81															
1	1	2:58.336	43.130	1:27.042	48.164	163.6	2:58.336								
2	1	2:59.944	53.072	1:20.651	46.221	191.2	5:58.280								
3	1	2:58.561	52.371	1:20.053	46.137	193.9	8:56.841								
4	1	2:58.863	52.311	1:20.635	45.917	195.3	11:55.704								
5	1	3:11.971 B	51.838	1:22.097	58.036	174.8	15:07.675								
6	1	4:07.485	1:56.029	1:23.123	48.333	189.1	19:15.160								
7	1	2:56.554	52.284	1:18.914	45.356	196.7	22:11.714								
8	1	3:32.242 B	58.788	1:30.340	1:03.114	157.0	25:43.956								
911 1.Michael WITTKE PORSCHE 911 RSR Ardennes															
1	1	3:05.842	53.417	1:26.940	45.485	156.7	3:05.842								
2	1	2:45.911	47.388	1:16.604	41.919	207.3	5:51.753								
3	1	2:41.198	45.356	1:14.749	41.093	233.8	8:32.951								
4	1	2:42.511	45.217	1:14.637	42.657	231.8	11:15.462								
5	1	2:44.076	45.399	1:15.216	43.461	233.8	13:59.538								
6	1	2:40.871	45.922	1:14.070	40.879	220.9	16:40.409								