

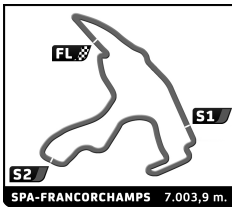
9-HC '65 & '81 and Spa Ardennes Chal.

SUPERSPA Qualifying 1

Sector Analysis

— Invalidated Lap ■ Personal Best ■ Session Best B Crossing the pit lane

Lap	D	Time	Sector 1	Sector 2	Sector 3	T.Spd	Elapsed	Lap	D	Time	Sector 1	Sector 2	Sector 3	T.Spd	Elapsed
15 1.Detlev BETHKE Lotus Elan HC65								28 1.Daniel STEWART JAGUAR XJS Ardennes 2.Ray INGMAN							
1	1	4:44.371	1:38.117	2:02.368	1:03.886	91.2	4:44.371	1	1	3:48.144	1:05.347	1:48.283	54.514	119.3	3:48.144
2	1	3:47.899	1:07.196	1:43.941	56.762	142.1	8:32.270	2	1	3:19.050	59.098	1:31.321	48.631	148.6	7:07.194
3	1	3:37.282	1:00.323	1:41.580	55.379	151.5	12:09.552	3	1	3:10.666	53.309	1:28.755	48.602	190.1	10:17.860
4	1	3:27.475	57.239	1:36.156	54.080	164.1	15:37.027	4	1	3:18.277	51.717	1:26.605	59.955	166.9	13:36.137
5	1	3:25.553	56.959	1:37.231	51.363	171.7	19:02.580	5	1	4:14.502	2:03.398	1:25.302	45.802	189.1	17:50.639
6	1	3:19.946	55.571	1:32.829	51.546	164.9	22:22.526	6	1	3:02.380	50.636	1:26.183	45.561	188.5	20:53.019
7	1	3:16.604	55.347	1:30.035	51.222	164.1	25:39.130	7	1	3:04.379	51.205	1:26.176	46.998	184.0	23:57.398
8	1							8	1	3:06.264	54.523	1:25.771	45.970	199.6	27:03.662
17 1.Eric DOUART BMW 2800 CS Ardennes								30 1.Günter ZAHNENBENZ Alfa Romeo 1750 GT-Am HC81 2.Patrick ZAHNENBENZ							
1	1	6:31.761	1:54.605	2:34.597	2:02.559	69.7	6:31.761	1	1	5:26.205	1:52.281	2:15.195	1:18.729	73.1	5:26.205
2	1	3:14.416	57.688	1:28.697	48.031	155.4	9:46.177	2	1	4:02.267	1:14.367	1:49.804	58.096	101.3	9:28.472
3	1	3:07.705	53.414	1:25.793	48.498	177.0	12:53.882	3	1	3:56.479	1:10.978	1:48.128	57.373	123.9	13:24.951
4	1	3:08.216	52.658	1:26.921	48.637	183.1	16:02.098	4	1	3:39.089	1:02.916	1:42.074	54.099	148.6	17:04.040
5	1	3:05.242	53.270	1:25.340	46.632	185.6	19:07.340	5	1	3:27.278	1:00.616	1:34.468	52.194	160.5	20:31.318
6	1	3:05.871	52.577	1:25.853	47.441	187.2	22:13.211	6	1	3:28.801	1:01.666	1:33.662	53.473	148.6	24:00.119
7	1	3:01.178	52.101	1:23.167	45.910	196.0	25:14.389	7	1	3:24.574	59.499	1:32.981	52.094	166.2	27:24.693
20 1.Axel VÖGELE Morris Mini Cooper S HC65								34 1.Peter SARGEANT MORGAN +8 Ardennes 2.Cheng LIM							
1	1	5:00.699	1:43.922	2:04.218	1:12.559	92.6	5:00.699	1	1	3:47.558	1:04.260	1:47.987	55.311	119.5	3:47.558
2	1	4:04.509	1:15.839	1:47.537	1:01.133	117.6	9:05.208	2	1	3:26.540	1:01.253	1:34.097	51.190	158.6	7:14.098
3	1	3:53.284	1:07.981	1:43.689	1:01.614	136.2	12:58.492	3	1	3:22.340	57.078	1:32.935	52.327	174.5	10:36.438
4	1	3:54.833	1:07.100	1:44.641	1:03.092	127.1	16:53.325	4	1	3:33.921	57.132	1:33.459	50.330	182.1	14:10.359
5	1	3:46.847	1:07.663	1:40.391	58.793	141.4	20:40.172	5	1	5:49.598	3:17.549	1:39.452	52.597	140.4	19:59.957
6	1	3:43.259	1:05.555	1:38.170	59.534	153.6	24:23.431	6	1	3:19.653	56.909	1:31.751	50.993	153.4	23:19.610
7	1	3:45.579	1:06.271	1:38.178	1:01.130	150.0	28:09.010	7	1	3:24.131	56.211	1:36.766	51.154	152.3	26:43.741
26 1.Alan BRECK BMW M3 Ardennes 2.Luke BENNETT								56 1.Laurent HOFMANN FORD Escort MK2 RS2000 Ardennes							
1	1	4:27.742	1:16.130	2:04.130	1:07.482	105.0	4:27.742	1	1	3:51.184	1:12.839	1:43.371	54.974	109.1	3:51.184
2	1	3:48.484	1:09.607	1:43.509	55.368	110.0	8:16.226	2	1	3:14.863	58.087	1:27.581	49.195	159.8	7:06.047
3	1	3:15.788	57.022	1:29.074	49.692	171.2	11:32.014	3	1	3:20.623	54.579	1:29.178	56.866	182.7	10:26.670
4	1	3:04.973	52.950	1:25.136	46.887	174.2	14:36.987	4	1	3:53.176	1:41.036	1:24.614	47.526	176.5	14:19.846
5	1	3:02.691	52.506	1:23.947	46.238	175.6	17:39.678	5	1	3:04.378	53.721	1:23.809	46.848	191.8	17:24.224
6	1	3:00.582	52.697	1:22.151	45.734	166.4	20:40.260	6	1	3:07.150	55.045	1:23.348	48.757	187.5	20:31.374
7	1	2:59.129	51.345	1:22.465	45.319	193.9	23:39.389	7	1	3:05.560	53.982	1:24.667	46.911	194.6	23:36.934
8	1	3:18.249	50.034	1:26.213	1:02.002	211.8	26:57.638	8	1	3:07.537	53.071	1:24.305	50.161	185.9	26:44.471
27 1.Alain JADOT FORD Capri Ardennes								60 1.Bill WATT LOTUS Elan S2 Ardennes							
1	1	5:06.965	2:03.467			99.2	5:06.965	1	1	3:51.262	1:01.714	1:51.352	58.196	122.0	3:51.262
2	1	3:27.983	1:07.588	1:29.998	50.397	155.6	8:34.948	2	1	3:26.563	1:01.266	1:32.884	52.413	185.9	7:17.825
3	1	3:20.658	1:00.666	1:31.290	48.702	162.9	11:55.606	3	1	3:16.380	56.516	1:30.096	49.768	182.1	10:34.205
4	1	3:07.123	53.892			198.2	15:02.729	4	1	3:14.441	54.229	1:30.601	49.611	183.1	13:48.646
5	1	3:07.404	53.649			194.9	18:10.133	5	1	3:13.167	53.780	1:29.017	50.370	192.9	17:01.813
6	1	3:04.684	53.901	1:23.626	47.157	197.4	21:14.817	6	1	3:10.434	54.018	1:27.996	48.420	188.8	20:12.247
7	1	3:04.543	52.884	1:22.188	49.471	191.8	24:19.360	7	1	3:19.918	55.668	1:32.628	51.622	151.5	23:32.165
8	1	3:03.405	52.077			200.4	27:22.765								




9-HC '65 & '81 and Spa Ardennes Chal.

SUPERSPA Qualifying 1

Sector Analysis

— Invalidated Lap ■ Personal Best ■ Session Best B Crossing the pit lane

Lap	D	Time	Sector 1	Sector 2	Sector 3	T.Spd	Elapsed	Lap	D	Time	Sector 1	Sector 2	Sector 3	T.Spd	Elapsed
63 1.Klaus Dieter FRERS 2.Niklas FRERS Porsche 911 RSR HC81								89 1.Udo KLASFAUSEWEH Ford Falcon Sprint HC65							
1	1	4:43.654	1:33.466	2:03.565	1:06.623	88.4	4:43.654	1	1	5:02.410	1:40.947	2:05.306	1:16.157	84.0	5:02.410
2	1	3:27.980	1:00.165	1:37.186	50.629	147.9	8:11.634	2	1	4:28.746	1:55.453	1:38.988	54.305	153.6	9:31.156
3	1	3:14.008	54.563	1:30.822	48.623	169.8	11:25.642	3	1	3:24.800	57.278	1:32.845	54.677	176.8	12:55.956
4	1	3:09.839	54.197	1:27.891	47.751	172.8	14:35.481	4	1	3:23.873	56.874	1:34.263	52.736	170.1	16:19.829
5	1	3:11.203	53.646	1:29.324	48.233	170.9	17:46.684	5	1	3:21.552	56.977	1:33.166	51.409	160.5	19:41.381
6	1	3:05.324	52.028	1:26.333	46.963	189.8	20:52.008	6	1	3:22.036	55.809	1:33.771	52.456	168.7	23:03.417
7	1	3:04.251	51.734	1:25.104	47.413	187.8	23:56.259	7	1	3:19.906	55.491	1:31.754	52.661	176.2	26:23.323
8	1	3:01.797	51.244	1:24.553	46.000	189.1	26:58.056								
66 1.Alex TAYLOR TVR Tuscan Ardennes								100 1.Hans-Ulrich KAINZINGER Porsche 3.0 RSR HC81							
1	1	3:28.690	1:09.839	1:31.897	46.954	135.0	3:28.690	1	1	4:55.516	1:45.877	2:02.943	1:06.696	84.6	4:55.516
2	1	2:56.924	49.294	1:19.867	47.763	178.5	6:25.614	2	1	3:33.399	1:06.998	1:34.399	52.002	153.2	8:28.915
3	1	2:50.187	47.930	1:17.751	44.506	189.8	9:15.801	3	1	3:13.416	56.940	1:28.701	47.775	167.4	11:42.331
4	1	3:03.816	50.293	1:18.053	55.470	188.5	12:19.617	4	1	3:00.736	51.007	1:23.731	45.998	183.4	14:43.067
5	1	4:28.230	2:26.760	1:18.164	43.306	207.7	16:47.847	5	1	2:58.427	49.994	1:23.266	45.167	193.5	17:41.494
6	1	2:45.543	47.676	1:16.298	41.569	200.4	19:33.390	6	1	2:54.909	50.431	1:20.347	44.131	175.0	20:36.403
7	1	3:09.669	47.316	1:22.703	59.650	186.9	22:43.059	7	1	2:52.395	48.262	1:19.172	44.961	210.9	23:28.798
8	1							8	1	3:07.995	47.825	1:21.845	58.325	197.4	26:36.793
75 1.Thierry DE BONHOME 2.Guy BRIEVEN CITROEN AX Sport Ardennes								112 1.Horst DASENBROCK Ginetta G12 HC81							
1	1	5:05.575	2:04.976			124.9	5:05.575	1	1	6:02.130	2:44.605	2:05.495	1:12.030	102.3	6:02.130
2	1	3:28.915	1:00.795			161.4	8:34.490								
3	1	3:24.454	59.878	1:32.897	51.679	160.7	11:58.944								
4	1	3:16.778	57.063	1:29.234	50.481	169.3	15:15.722								
5	1	3:15.051	56.593	1:27.501	50.957	169.5	18:30.773								
6	1	3:13.422	56.697			167.7	21:44.195								
7	1	3:11.375	56.465	1:25.727	49.183	168.5	24:55.570								
8	1	3:13.526	56.477	1:25.505	51.544	167.7	28:09.096								
87 1.Reinhard KORFMACHER 2.Lisann KORFMACHER Ford Mustang 289 MK1 HC65								118 1.Adrian GRENZ Porsche 911 RSR HC81							
1	1	5:00.820	1:47.890	2:01.873	1:11.057	83.5	5:00.820	1	1	5:10.973	2:11.676	1:57.385	1:01.912	90.7	5:10.973
2	1	3:23.697	58.335	1:34.573	50.789	153.6	8:24.517	2	1	3:35.465	1:07.589	1:34.605	53.271	145.6	8:46.438
3	1	3:15.079	59.162	1:24.974	50.943	182.7	11:39.596	3	1	3:06.744	53.369	1:27.224	46.151	184.9	11:53.182
4	1	3:11.645	56.799	1:25.782	49.064	185.6	14:51.241	4	1	2:54.232	50.576	1:19.668	43.988	200.7	14:47.414
5	1	3:25.394	55.294	1:24.941	1:05.159	173.6	18:16.635	5	1	2:52.909	49.288	1:19.267	44.354	206.9	17:40.323
6	1	5:33.031	2:50.233	1:45.413	57.385	106.7	23:49.666	6	1	2:54.882	51.390	1:19.244	44.248	191.8	20:35.205
7	1	3:42.966	1:04.570	1:41.109	57.287	131.1	27:32.632	7	1	2:51.879	48.672	1:19.052	44.155	214.3	23:27.084
8	1							8	1	2:51.166	48.406	1:18.051	44.709	201.1	26:18.250
88 1.Guy CHRIQUI PORSCHE 914-6 Ardennes								130 1.Carl SEHER 2.Carl Sebastian SEHER BMW 2002 HC81							
1	1	4:43.216	1:26.341	2:05.795	1:11.080	86.1	4:43.216	1	1	4:34.722	1:34.550	1:56.074	1:04.098	79.9	4:34.722
2	1	3:50.107	1:12.662	1:40.374	57.071	123.3	8:33.323	2	1	3:32.036	1:03.364	1:36.947	51.725	144.2	8:06.758
3	1	3:37.722	1:02.503	1:38.847	56.372	157.4	12:11.045	3	1	3:32.336	57.809	1:35.180	59.347	160.5	11:39.094
4	1	3:28.065	57.795	1:35.111	55.159	175.0	15:39.110	4	1	3:38.589	1:19.319	1:28.427	50.843	179.4	15:17.683
5	1	3:20.977	57.614	1:33.636	49.727	169.3	19:00.087	5	1	3:10.884	54.594	1:28.027	48.263	177.6	18:28.567
6	1	3:15.885	56.769	1:28.601	50.515	172.5	22:15.972	6	1	3:09.186	53.888	1:25.885	49.413	169.8	21:37.753
7	1							7	1	3:06.441	52.992	1:25.268	48.181	192.2	24:44.194
8	1							8	1	3:07.338	52.545	1:26.192	48.601	187.2	27:51.532



9-HC '65 & '81 and Spa Ardennes Chal.


SUPERSPA

Qualifying 1

Sector Analysis

— Invalidated Lap ■ Personal Best ■ Session Best B Crossing the pit lane

Lap	D	Time	Sector 1	Sector 2	Sector 3	T.Spd	Elapsed	Lap	D	Time	Sector 1	Sector 2	Sector 3	T.Spd	Elapsed		
142	1.Max KAINZINGER						Porsche 911 ST			3	1	2:53.991	49.903	1:20.573	43.515	206.1	11:00.179
							HC81			4	1	2:48.357	48.451	1:16.622	43.284	219.5	13:48.536
										5	1	2:48.886	48.290	1:17.968	42.628	218.2	16:37.422
										6	1	2:50.645	49.388	1:18.871	42.386	217.3	19:28.067
										7	1	2:47.469	47.302	1:16.043	44.124	218.2	22:15.536
										8	1	2:44.858	47.460	1:14.777	42.621	220.9	25:00.394
190	1.Markus NIESTRATH						Alfa Romeo GTAm										
	2.Samuel NIESTRATH						HC81										
										1	1	6:29.549					6:29.549
										2	1	3:17.049					9:46.598
										3	1	3:03.930					12:50.528
										4	1	2:55.658					15:46.186
										5	1	3:03.299 B					18:49.485
199	1.Tony ABSOLOM						VOLKSWAGEN Golf GTI+										
							Ardennes										
										1	1	5:01.760	1:45.197	2:05.391	1:11.172	83.5	5:01.760
										2	1	3:38.339	1:02.829	1:38.720	56.790	154.3	8:40.099
										3	1	3:34.201	1:02.031	1:36.801	55.369	176.5	12:14.300
										4	1	3:23.933	58.484	1:32.123	53.326	174.2	15:38.233
										5	1	3:20.284	57.357	1:32.112	50.815	167.2	18:58.517
507	1.Oliver HARTMANN						Elva MK 8										
							HC65										
										1	1	3:37.859	1:12.895	1:36.385	48.579	157.0	3:37.859
										2	1	3:07.019	53.531	1:25.904	47.584	173.6	6:44.878
										3	1	3:03.062	51.400	1:25.635	46.027	188.8	9:47.940
										4	1	3:02.034	51.084	1:23.217	47.733	182.4	12:49.974
										5	1	3:40.934 B	50.678	1:27.490	1:22.766	196.7	16:30.908
601	1.Mike STURSBURG						Ford Escort MK1 RS1600										
							HC81										
										1	1	10:20.983	7:50.980	1:40.633	49.370	111.9	10:20.983
										2	1	2:56.153	52.240	1:19.551	44.362	203.0	13:17.136
										3	1	2:51.980	50.126	1:17.660	44.194	203.4	16:09.116
										4	1	2:51.012	50.300	1:17.004	43.708	204.2	19:00.128
										5	1	3:19.711 B	53.606	1:24.256	1:01.849	193.5	22:19.839
602	Mittelmotor GmbH						Porsche 911 RSR										
	1.Dirk BAUMANN						HC81										
	2.Philipp BAUMANN																
									1	1	5:01.308	2:02.663	1:49.236	1:09.409	153.8	5:01.308	
									2	1	3:04.880	52.463	1:26.101	46.316	208.5	8:06.188	
612	1.Markus DIEDERICH						Ford Escort RS1600										
	2.Ben BÜNNAGEL						HC81										
										1	1	6:29.549					6:29.549
										2	1	3:17.049					9:46.598
										3	1	3:03.930					12:50.528
										4	1	2:55.658					15:46.186
										5	1	3:03.299 B					18:49.485
613	Mittelmotor GmbH						Porsche 911 ST										
	1.Gustav EDELHOFF						HC81										
										1	1	5:01.760	1:45.197	2:05.391	1:11.172	83.5	5:01.760
										2	1	3:38.339	1:02.829	1:38.720	56.790	154.3	8:40.099
										3	1	3:34.201	1:02.031	1:36.801	55.369	176.5	12:14.300
										4	1	3:23.933	58.484	1:32.123	53.326	174.2	15:38.233
										5	1	3:20.284	57.357	1:32.112	50.815	167.2	18:58.517
614	1.Hans ROTENBERGER						VW-Porsche 914/4										
	2.Peter ROTENBERGER						HC81										
										1	1	4:14.145	1:03.661	2:03.886	1:06.598	94.1	4:14.145
										2	1	4:07.657	1:16.954	1:47.764	1:02.939	139.2	8:21.802
										3	1	3:36.450	1:05.490	1:35.112	55.848	149.4	11:58.252
										4	1	3:38.472	1:04.387	1:36.515	57.570	154.7	15:36.724
										5	1	3:32.596	1:03.353	1:32.771	56.472	165.6	19:09.320
618	1.Jan ROTENBERGER						Porsche 912										
	2.Uwe KOENZEN						HC65										
										1	1	4:13.584	1:06.896	1:59.430	1:07.258	92.7	4:13.584
										2	1	4:07.737	1:15.917	1:48.642	1:03.178	134.5	8:21.321
										3	1	3:58.965	1:09.938	1:48.284	1:00.743	147.3	12:20.286
										4	1	3:53.168	1:09.133	1:43.163	1:00.872	144.6	16:13.454
										5	1	3:50.746	1:07.856	1:43.817	59.073	146.1	20:04.200
660	1.Rainer GALASKE						Lancia Fulvia										
							HC81										
										1	1	5:23.014	2:06.623	2:04.095	1:12.296	92.5	5:23.014
										2	1	4:03.265	1:11.723	1:47.236	1:04.306	135.2	9:26.279
										3	1	3:56.956	1:10.066	1:44.010	1:02.880	145.4	13:23.235
										4	1	3:57.177	1:09.759	1:45.358	1:02.060	136.2	17:20.412



9-HC '65 & '81 and Spa Ardennes Chal.

SUPERSPA

Qualifying 1

Sector Analysis

— Invalidated Lap ■ Personal Best ■ Session Best B Crossing the pit lane

Lap	D	Time	Sector 1	Sector 2	Sector 3	T.Sp	Elapsed	Lap	D	Time	Sector 1	Sector 2	Sector 3	T.Sp	Elapsed
683 1.Andreas BAYER Austin Mini HC65															
5	1	4:18.026 B	1:08.202	1:45.366	1:24.458	130.1	21:38.438	8	1	3:23.270 B	55.141	1:25.997	1:02.132	171.2	28:13.293
1	1	4:59.611	1:42.737			83.9	4:59.611	1	1	4:30.767	1:24.278	1:59.225	1:07.264	91.0	4:30.767
2	1	4:04.083	1:16.323			116.3	9:03.694	2	1	3:17.961	1:01.260	1:28.398	48.303	163.1	7:48.728
3	1	3:51.892	1:08.613			128.0	12:55.586	3	1	3:08.811	57.216	1:23.929	47.666	188.5	10:57.539
4	1	3:55.552	1:07.272			99.7	16:51.138	4	1	3:05.339	55.496	1:22.799	47.044	192.2	14:02.878
5	1	3:42.210	1:07.798	1:37.913	56.499	134.3	20:33.348	5	1	3:05.348	54.774	1:23.283	47.291	190.1	17:08.226
6	1	3:28.453	1:02.318			156.7	24:01.801	6	1	3:19.716 B	55.229	1:24.781	59.706	180.3	20:27.942
7	1	5:45.478 B	1:00.383	1:31.677	3:13.418	158.4	29:47.279	7	1	3:56.524	1:40.211	1:25.614	50.699	175.0	24:24.466
728 1.Markus DÜNKELMANN Porsche 911 ST HC81															
1	1	4:17.642	1:16.460	1:52.079	1:09.103	92.8	4:17.642	8	1	3:03.250	53.983	1:21.900	47.367	193.9	27:27.716
2	1	3:43.589	1:15.990	1:36.889	50.710	134.5	8:01.231	1	1	4:37.000	1:48.478	1:49.497	59.025	81.2	4:37.000
3	1	3:11.132	53.987	1:29.083	48.062	183.1	11:12.363	2	1	3:12.453	58.159	1:28.382	45.912	187.5	7:49.453
4	1	3:03.999	52.949	1:24.228	46.822	192.9	14:16.362	3	1	2:52.783	49.350	1:19.909	43.524	199.6	10:42.236
5	1	3:02.092	52.011	1:22.809	47.272	198.5	17:18.454	4	1	2:50.978	48.969	1:19.490	42.519	203.8	13:33.214
6	1	3:02.762	52.127	1:24.194	46.441	205.7	20:21.216	5	1	3:22.183 B	52.232	1:23.365	1:06.586	184.9	16:55.397
7	1	3:02.298	50.939	1:25.281	46.078	182.7	23:23.514	1	1	4:37.000	1:48.478	1:49.497	59.025	81.2	4:37.000
8	1	3:00.937	51.374	1:23.092	46.471	207.3	26:24.451	2	1	3:12.453	58.159	1:28.382	45.912	187.5	7:49.453
750 1.Achim ROSSMANN VW Golf 1 GTI HC81															
1	1	4:52.385	1:39.624	2:05.964	1:06.797	82.3	4:52.385	3	1	3:37.766	1:02.458	1:39.230	56.078	158.8	12:29.850
2	1	3:43.689	1:04.781			146.3	8:36.074	4	1	3:40.297	1:01.505	1:42.288	56.504	152.8	16:10.147
3	1	3:34.383	1:02.258	1:36.833	55.292	150.2	12:10.457	5	1	3:33.692	1:01.121	1:37.240	55.331	161.4	19:43.839
4	1	3:25.710	58.144			174.5	15:36.167	6	1	3:30.757	1:01.344	1:34.612	54.801	159.5	23:14.596
5	1	3:21.440	58.234			150.4	18:57.607	7	1	3:32.696	1:00.395	1:37.014	55.287	154.5	26:47.292
6	1	3:16.758	57.322	1:28.727	50.709	174.5	22:14.365	1	1	5:04.369	1:49.879	2:02.969	1:11.521	85.4	5:04.369
7	1	3:14.707	57.180			172.8	25:29.072	2	1	3:44.608	1:08.073	1:40.945	55.590	157.9	8:48.977
771 1.Johnathan WILSHAW Alfa Romeo 1750 GT-Am HC81															
1	1	4:43.144	1:36.537	2:01.503	1:05.104	78.8	4:43.144	3	1	3:19.452	54.867	1:31.844	52.741	195.3	12:08.429
2	1	3:35.011	1:03.029	1:37.039	54.943	154.7	8:18.155	4	1	3:15.153	54.780	1:30.308	50.065	192.9	15:23.582
3	1	3:20.957	59.559	1:30.124	51.274	161.7	11:39.112	5	1	3:11.717	53.751	1:28.861	49.105	194.2	18:35.299
4	1	3:17.016	57.534	1:30.300	49.182	180.9	14:56.128	6	1	3:11.434	54.609	1:27.777	49.048	189.8	21:46.733
5	1	3:26.193 B	57.146	1:28.399	1:00.648	169.8	18:22.321	7	1	3:06.242	52.422	1:26.088	47.732	200.0	24:52.975
6	1	4:37.338	2:15.428	1:32.412	49.498	165.1	22:59.659	8	1	3:07.980	52.832	1:26.827	48.321	173.1	28:00.955
7	1	3:11.168	56.534	1:26.490	48.144	177.6	26:10.827	924 1.Susanne FÜCKER Porsche 924 HC81							
924 2.Friedrich JANKE															
937 1.Lutz ILGNER Porsche 924 GTS HC81															
937 2.Maximilian ILGNER															
773 MK Racing 1.Mariusz KUBIS Alfa Romeo 1750 GT-Am HC81															
1	1	5:03.024	1:53.402	1:58.091	1:11.531	73.7	5:03.024								
2	1	3:30.879	1:01.969	1:35.912	52.998	146.3	8:33.903								
3	1	3:24.062	59.302	1:32.588	52.172	160.0	11:57.965								
4	1	3:18.578	57.124	1:31.006	50.448	172.5	15:16.543								
5	1	3:14.631	56.442	1:28.718	49.471	165.6	18:31.174								
6	1	3:09.554	55.670	1:25.696	48.188	181.8	21:40.728								
7	1	3:09.295	55.091	1:25.556	48.648	179.1	24:50.023								