


8-Ferdinand Cup SUPERSPA Race 1

Sector Analysis

— Invalidated Lap ■ Personal Best ■ Session Best B Crossing the pit lane

Lap	D	Time	Sector 1	Sector 2	Sector 3	T.Spd	Elapsed	Lap	D	Time	Sector 1	Sector 2	Sector 3	T.Spd	Elapsed		
2	1.Christophe TERRIOU							Porsche 911 FC1									
	1	1	2:59.350	48.457	1:21.058	49.835		2:59.350	1	1	3:24.800	1:00.042	1:26.738	58.020		3:24.800	
	2	1	3:35.810	1:02.064	1:33.773	59.973	133.5	6:35.160	2	1	3:23.645	56.045	1:28.257	59.343	160.7	6:48.445	
	3	1	2:48.000	46.807	1:18.191	43.002	203.0	9:23.160	3	1	3:04.313	52.240	1:24.241	47.832	200.4	9:52.758	
	4	1	2:48.408	46.326	1:18.523	43.559	191.5	12:11.568	4	1	3:04.003	51.861	1:24.240	47.902	207.3	12:56.761	
	5	1	2:48.177	46.295	1:17.941	43.941	199.6	14:59.745	5	1	3:03.252	51.915	1:23.351	47.986	202.2	16:00.013	
	6	1	2:46.741	46.618	1:17.287	42.836	210.1	17:46.486	6	1	3:01.764	52.076	1:22.150	47.538	202.2	19:01.777	
	7	1	2:53.306	46.307	1:16.954	50.045	204.2	20:39.792	7	1	3:12.690	52.144	1:23.211	57.335	203.4	22:14.467	
	8	1	4:41.874	2:39.018	1:18.972	43.884	206.9	25:21.666	8	1	5:01.275	2:48.922	1:25.519	46.834	168.5	27:15.742	
	9	1	2:46.933	46.309	1:17.669	42.955	202.2	28:08.599	9	1	3:09.086	50.720	1:29.787	48.579	181.2	30:24.828	
	10	1	2:46.870	46.453	1:17.783	42.634	201.5	30:55.469	10	1	3:01.994	51.591	1:23.881	46.522	184.9	33:26.822	
	11	1	2:46.483	46.446	1:16.851	43.186	207.3	33:41.952	11	1	3:04.431	51.579	1:24.483	48.369	170.9	36:31.253	
	12	1	2:49.478	46.140	1:19.021	44.317	201.1	36:31.430	12	1	3:02.250	50.877	1:24.312	47.061	196.4	39:33.503	
	13	1	2:47.110	46.420	1:17.800	42.890	210.9	39:18.540	13	1	3:02.029	51.697	1:23.761	46.571	192.2	42:35.532	
	14	1	2:47.690	46.301	1:17.948	43.441	201.5	42:06.230	Porsche 964 C2 FC2								
5	1.Frédéric RAMOUSSE							Porsche 911 2.8 RSR FC2									
	1	1	3:06.873	52.940	1:23.254	50.679		3:06.873	1	1	3:29.039	1:03.038	1:28.732	57.269		3:29.039	
	2	1	3:32.207	1:00.284	1:31.318	1:00.605	137.6	6:39.080	2	1	3:23.005	58.311	1:27.780	56.914	172.5	6:52.044	
	3	1	3:00.514	52.179	1:22.223	46.112	198.5	9:39.594	3	1	3:03.742	51.537	1:24.277	47.928	204.5	9:55.786	
	4	1	2:59.303	51.454	1:22.131	45.718	201.5	12:38.897	4	1	3:06.163	50.515	1:27.030	48.618	206.1	13:01.949	
	5	1	2:57.189	49.656	1:22.199	45.334	201.1	15:36.086	5	1	3:02.052	50.357	1:24.115	47.580	215.1	16:04.001	
	6	1	2:56.971	50.990	1:20.674	45.307	201.1	18:33.057	6	1	3:00.803	50.396	1:23.565	46.842	199.6	19:04.804	
	7	1	2:55.260	50.197	1:20.286	44.777	200.7	21:28.317	7	1	3:01.987	50.166	1:23.760	48.061	203.8	22:06.791	
	8	1	3:02.421	49.546	1:20.469	52.406	201.9	24:30.738	8	1	3:12.134	49.999	1:24.608	57.527	196.7	25:18.925	
	9	1	4:44.080	2:39.277	1:19.903	44.900	194.2	29:14.818	9	1	5:05.761	2:45.758	1:29.114	50.889	172.8	30:24.686	
	10	1	2:55.229	50.922	1:18.996	45.311	206.1	32:10.047	10	1	3:11.910	52.633	1:30.308	48.969	177.3	33:36.596	
	11	1	2:53.510	49.868	1:19.490	44.152	206.1	35:03.557	11	1	3:07.859	51.902	1:27.485	48.472	174.8	36:44.455	
	12	1	2:56.196	50.507	1:20.896	44.793	203.0	37:59.753	12	1	3:05.691	51.587	1:25.823	48.281	196.0	39:50.146	
	13	1	2:53.098	50.019	1:18.599	44.480	205.7	40:52.851	13	1	3:03.909	50.515	1:25.903	47.491	176.8	42:54.055	
	14	1	2:53.965	49.889	1:19.236	44.840	201.1	43:46.816	Porsche 911 2.8 RSR FC1								
9	1.Pascal DRO							Porsche 911 2.8 RSR FC1									
	1	1	3:13.065	53.298	1:27.259	52.508		3:13.065	1	1	3:13.065	53.298	1:27.259	52.508		3:13.065	
	2	1	3:26.993	55.552	1:32.642	58.799	144.4	6:40.058	2	1	3:26.993	55.552	1:32.642	58.799	144.4	6:40.058	
	3	1	3:05.424	50.937	1:26.559	47.928	203.0	9:45.482	3	1	3:05.424	50.937	1:26.559	47.928	203.0	9:45.482	
	4	1	3:00.022	49.711	1:23.002	47.309	208.1	12:45.504	4	1	3:00.022	49.711	1:23.002	47.309	208.1	12:45.504	
	5	1	2:58.113	49.403	1:22.130	46.580	203.8	15:43.617	5	1	2:58.113	49.403	1:22.130	46.580	203.8	15:43.617	
	6	1	2:57.728	49.684	1:22.110	45.934	207.3	18:41.345	6	1	2:57.728	49.684	1:22.110	45.934	207.3	18:41.345	
	7	1	2:57.801	49.534	1:21.728	46.539	203.0	21:39.146	7	1	2:57.801	49.534	1:21.728	46.539	203.0	21:39.146	
	8	1	2:56.652	49.545	1:21.402	45.705	201.1	24:35.798	8	1	2:56.652	49.545	1:21.402	45.705	201.1	24:35.798	
	9	1	3:10.175	49.372	1:22.747	58.056	199.3	27:45.973	9	1	3:10.175	49.372	1:22.747	58.056	199.3	27:45.973	
	10	1	4:50.486	2:40.457	1:23.206	46.823	197.4	32:36.459	10	1	4:50.486	2:40.457	1:23.206	46.823	197.4	32:36.459	
	11	1	2:59.326	49.732	1:21.927	47.667	203.8	35:35.785	11	1	2:59.326	49.732	1:21.927	47.667	203.8	35:35.785	
	12	1	2:57.984	49.517	1:22.285	46.182	187.8	38:33.769	12	1	2:57.984	49.517	1:22.285	46.182	187.8	38:33.769	
	13	1	2:58.762	49.329	1:22.447	46.986	203.4	41:32.531	13	1	2:58.762	49.329	1:22.447	46.986	203.4	41:32.531	
	14	1	2:57.731	50.032	1:21.389	46.310	207.7	44:30.262	14	1	2:57.731	50.032	1:21.389	46.310	207.7	44:30.262	
11	1.Sébastien SERRA							Porsche 993 C2 FC1									
	1	1	3:14.407	55.025	1:26.108	53.274		3:14.407	1	1	3:14.407	55.025	1:26.108	53.274		3:14.407	
	2	1	3:26.905	55.645	1:32.316	58.944	146.1	6:41.312	2	1	3:26.905	55.645	1:32.316	58.944	146.1	6:41.312	
	3	1	3:02.269	50.429	1:25.390	46.450	213.9	9:43.581	3	1	3:02.269	50.429	1:25.390	46.450	213.9	9:43.581	
	4	1	2:58.487	49.918	1:21.934	46.635	207.3	12:42.068	4	1	2:58.487	49.918	1:21.934	46.635	207.3	12:42.068	
	5	1	2:57.311	49.944	1:21.778	45.589	216.4	15:39.379	5	1	2:57.311	49.944	1:21.778	45.589	216.4	15:39.379	
	7	1.Serge BRUNEL							Porsche 993 C2 FC1								
		1	1	3:02.957	52.396	1:22.818	47.743	198.9	42:45.613	1	1	3:02.957	52.396	1:22.818	47.743	198.9	42:45.613



8-Ferdinand Cup SUPERSPA Race 1

Sector Analysis

— Invalidated Lap ■ Personal Best ■ Session Best B Crossing the pit lane

Lap	D	Time	Sector 1	Sector 2	Sector 3	T.Spd	Elapsed	Lap	D	Time	Sector 1	Sector 2	Sector 3	T.Spd	Elapsed
6	1	2:55.792	49.395	1:20.797	45.600	214.7	18:35.171	11	1	4:48.041	2:40.659	1:21.459	45.923	212.2	35:38.911
7	1	2:57.699	49.912	1:21.781	46.006	193.5	21:32.870	12	1	2:58.614	50.036	1:22.187	46.391	208.1	38:37.525
8	1	3:07.193	B 49.638	1:21.765	55.790	215.6	24:40.063	13	1	2:56.358	50.755	1:20.454	45.149	211.8	41:33.883
9	1	4:46.570	2:37.516	1:20.972	48.082	215.1	29:26.633	14	1	2:57.491	50.171	1:21.056	46.264	208.1	44:31.374
10	1	2:59.624	50.408	1:21.880	47.336	208.5	32:26.257								
11	1	2:58.272	49.678	1:22.265	46.329	211.8	35:24.529								
12	1	2:57.828	49.596	1:22.256	45.976	215.1	38:22.357								
13	1	2:57.106	49.681	1:21.860	45.565	221.8	41:19.463								
14	1	2:54.548	49.464	1:19.970	45.114	222.2	44:14.011								

Lap	D	Time	Sector 1	Sector 2	Sector 3	T.Spd	Elapsed
1	1	3:41.608	1:12.512	1:32.721	56.375		3:41.608
2	1	3:32.247	1:03.577	1:33.150	55.520	150.0	7:13.855
3	1	3:28.678	1:02.595	1:31.665	54.418	157.7	10:42.533
4	1	3:27.567	1:02.196	1:31.000	54.371	157.2	14:10.100
5	1	3:27.815	1:02.575	1:30.933	54.307	156.3	17:37.915
6	1	3:38.374	B 1:03.233	1:30.939	1:04.202	159.1	21:16.289
7	1	5:17.276	2:54.469	1:30.835	51.972	170.1	26:33.565
8	1	3:22.375	1:00.579	1:30.965	50.831	171.4	29:55.940
9	1	3:20.909	59.793	1:29.849	51.267	172.5	33:16.849
10	1	3:22.746	1:00.189	1:31.228	51.329	171.4	36:39.595
11	1	3:20.985	59.465	1:30.434	51.086	173.6	40:00.580
12	1	3:19.176	59.387	1:28.800	50.989	177.0	43:19.756

Lap	D	Time	Sector 1	Sector 2	Sector 3	T.Spd	Elapsed
1	1	3:07.839	54.735	1:25.160	47.944		3:07.839
2	1	3:32.047	59.787	1:31.325	1:00.935	132.8	6:39.886
3	1	3:00.741	52.152	1:23.140	45.449	204.5	9:40.627
4	1	2:57.081	50.462	1:20.812	45.807	207.7	12:37.708
5	1	2:55.352	49.881	1:20.421	45.050	208.5	15:33.060
6	1	2:55.826	49.892	1:20.329	45.605	212.6	18:28.886
7	1	2:55.444	49.978	1:20.455	45.011	209.7	21:24.330
8	1	3:03.884	B 50.460	1:21.175	52.249	203.0	24:28.214
9	1	4:44.842	2:38.516	1:20.504	45.822	206.5	29:13.056
10	1	2:55.384	50.173	1:20.337	44.874	203.4	32:08.440
11	1	2:54.929	49.995	1:19.999	44.935	209.3	35:03.369
12	1	2:56.230	50.692	1:20.657	44.881	210.9	37:59.599
13	1	2:55.276	50.233	1:20.596	44.447	203.0	40:54.875
14	1	2:54.857	49.871	1:20.480	44.506	210.1	43:49.732


Lap	D	Time	Sector 1	Sector 2	Sector 3	T.Spd	Elapsed
1	1	3:17.236	56.023	1:26.006	55.207		3:17.236
2	1	3:26.004	54.641	1:32.626	58.737	159.3	6:43.240
3	1	3:03.828	51.101	1:24.099	48.628	204.9	9:47.068
4	1	3:01.324	50.776	1:23.934	46.614	208.5	12:48.392
5	1	2:58.928	50.420	1:22.280	46.228	206.1	15:47.320
6	1	2:58.768	50.615	1:21.757	46.396	198.5	18:46.088
7	1	2:57.687	50.567	1:21.286	45.834	211.4	21:43.775
8	1	2:57.376	50.469	1:21.026	45.881	210.1	24:41.151
9	1	2:58.407	50.805	1:21.616	45.986	206.9	27:39.558
10	1	3:11.312	B 50.596	1:23.630	57.086	214.7	30:50.870

Lap	D	Time	Sector 1	Sector 2	Sector 3	T.Spd	Elapsed
1	1	3:38.913	1:07.872	1:33.248	57.793		3:38.913
2	1	3:26.117	1:01.374	1:32.340	52.403	168.7	7:05.030
3	1	3:19.256	57.569	1:30.537	51.150	183.1	10:24.286
4	1	3:16.967	56.628			183.1	13:41.253
5	1	3:18.219	57.079			183.1	16:59.472
6	1	3:19.369	58.031	1:30.161	51.177	180.6	20:18.841
7	1	3:27.391	B 56.213	1:30.300	1:00.878	186.5	23:46.232
8	1	5:40.365	3:13.274	1:34.422	52.669	182.7	29:26.597
9	1	3:25.067	57.995	1:34.003	53.069	164.4	32:51.664
10	1	3:23.770	58.715	1:32.076	52.979	165.9	36:15.434
11	1	3:22.755	58.325	1:32.126	52.304	176.5	39:38.189
12	1	3:21.267	56.806	1:32.354	52.107	176.5	42:59.456

Lap	D	Time	Sector 1	Sector 2	Sector 3	T.Spd	Elapsed
1	1	3:07.839	54.735	1:25.160	47.944		3:07.839
2	1	3:32.047	59.787	1:31.325	1:00.935	132.8	6:39.886
3	1	3:00.741	52.152	1:23.140	45.449	204.5	9:40.627
4	1	2:57.081	50.462	1:20.812	45.807	207.7	12:37.708
5	1	2:55.352	49.881	1:20.421	45.050	208.5	15:33.060
6	1	2:55.826	49.892	1:20.329	45.605	212.6	18:28.886
7	1	2:55.444	49.978	1:20.455	45.011	209.7	21:24.330
8	1	3:03.884	B 50.460	1:21.175	52.249	203.0	24:28.214
9	1	4:44.842	2:38.516	1:20.504	45.822	206.5	29:13.056
10	1	2:55.384	50.173	1:20.337	44.874	203.4	32:08.440
11	1	2:54.929	49.995	1:19.999	44.935	209.3	35:03.369
12	1	2:56.230	50.692	1:20.657	44.881	210.9	37:59.599
13	1	2:55.276	50.233	1:20.596	44.447	203.0	40:54.875
14	1	2:54.857	49.871	1:20.480	44.506	210.1	43:49.732

Lap	D	Time	Sector 1	Sector 2	Sector 3	T.Spd	Elapsed
1	1	3:17.236	56.023	1:26.006	55.207		3:17.236
2	1	3:26.004	54.641	1:32.626	58.737	159.3	6:43.240
3	1	3:03.828	51.101	1:24.099	48.628	204.9	9:47.068
4	1	3:01.324	50.776	1:23.934	46.614	208.5	12:48.392
5	1	2:58.928	50.420	1:22.280	46.228	206.1	15:47.320
6	1	2:58.768	50.615	1:21.757	46.396	198.5	18:46.088
7	1	2:57.687	50.567	1:21.286	45.834	211.4	21:43.775
8	1	2:57.376	50.469	1:21.026	45.881	210.1	24:41.151
9	1	2:58.407	50.805	1:21.616	45.986	206.9	27:39.558
10	1	3:11.312	B 50.596	1:23.630	57.086	214.7	30:50.870

Lap	D	Time	Sector 1	Sector 2	Sector 3	T.Spd	Elapsed
1	1	3:17.236	56.023	1:26.006	55.207		3:17.236
2	1	3:26.004	54.641	1:32.626	58.737	159.3	6:43.240
3	1	3:03.828	51.101	1:24.099	48.628	204.9	9:47.068
4	1	3:01.324	50.776	1:23.934	46.614	208.5	12:48.392
5	1	2:58.928	50.420	1:22.280	46.228	206.1	15:47.320
6	1	2:58.768	50.615	1:21.757	46.396	198.5	18:46.088
7	1	2:57.687	50.567	1:21.286	45.834	211.4	21:43.775
8	1	2:57.376	50.469	1:21.026	45.881	210.1	24:41.151
9	1	2:58.407	50.805	1:21.616	45.986	206.9	27:39.558
10	1	3:11.312	B 50.596	1:23.630	57.086	214.7	30:50.870

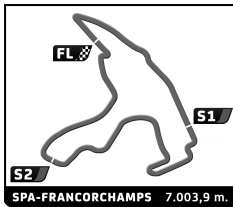


8-Ferdinand Cup SUPERSPA Race 1

Sector Analysis

— Invalidated Lap ■ Personal Best ■ Session Best B Crossing the pit lane

Lap	D	Time	Sector 1	Sector 2	Sector 3	T.Spd	Elapsed	Lap	D	Time	Sector 1	Sector 2	Sector 3	T.Spd	Elapsed
30 1.Gillian GARRET PORSCHE 964 RSR FC1								2 1 3:26.003 55.310 1:32.280 58.413 152.3 6:44.802 3 1 3:08.316 51.074 1:27.162 50.080 185.2 9:53.118 4 1 3:07.761 52.714 1:25.799 49.248 197.4 13:00.879 5 1 3:07.570 51.429 1:26.893 49.248 194.9 16:08.449 6 1 3:05.627 51.279 1:25.716 48.632 185.6 19:14.076 7 1 3:07.226 52.081 1:25.457 49.688 177.0 22:21.302 8 1 3:04.057 51.291 1:24.675 48.091 191.8 25:25.359 9 1 3:18.751 B 51.231 1:28.044 59.476 208.5 28:44.110 10 1 5:12.062 2:57.869 1:24.707 49.486 180.3 33:56.172 11 1 3:04.648 52.856 1:23.967 47.825 201.5 37:00.820 12 1 3:04.705 52.509 1:24.204 47.992 195.3 40:05.525 13 1 3:01.407 52.283 1:22.931 46.193 204.9 43:06.932							
36 1.Benjamin MOUSSION PORSCHE 968 CS FC2 2.Maeva MOUSSION								1 1 3:00.066 48.721 1:21.327 50.018 3:00.066 2 1 3:35.859 1:02.453 1:33.324 1:00.082 126.9 6:35.925 3 1 2:48.944 47.078 1:18.499 43.367 219.1 9:24.869 4 1 2:48.497 47.038 1:18.364 43.095 223.6 12:13.366 5 1 2:48.377 47.605 1:17.830 42.942 220.0 15:01.743 6 1 2:46.985 46.698 1:17.631 42.656 224.5 17:48.728 7 1 2:49.548 47.900 1:17.998 43.650 220.0 20:38.276 8 1 2:57.918 B 47.329 1:18.622 51.967 222.2 23:36.194 9 1 4:40.824 2:39.337 1:18.409 43.078 222.2 28:17.018 10 1 2:48.340 47.657 1:17.593 43.090 223.1 31:05.358 11 1 2:48.524 46.781 1:18.408 43.335 229.3 33:53.882 12 1 2:50.766 47.243 1:19.370 44.153 226.4 36:44.648 13 1 2:50.003 47.514 1:18.429 44.060 224.1 39:34.651 14 1 2:48.209 47.469 1:17.953 42.787 225.0 42:22.860							
70 1.Vincent PASQUIER PORSCHE 911 3.21 FC2								1 1 3:25.535 1:00.311 1:27.025 58.199 3:25.535 2 1 3:23.984 56.204 1:28.001 59.779 153.2 6:49.519 3 1 3:08.674 54.239 1:25.899 48.536 168.7 9:58.193 4 1 3:05.849 52.327 191.5 13:04.042 5 1 3:08.216 52.751 1:26.926 48.539 186.2 16:12.258 6 1 3:06.378 52.826 1:25.030 48.522 193.9 19:18.636 7 1 3:04.983 52.956 177.3 22:23.619 8 1 3:15.928 B 52.478 193.2 25:39.547 9 1 5:00.911 2:46.815 184.0 30:40.458 10 1 3:04.755 52.694 1:22.796 49.265 184.3 33:45.213 11 1 3:05.387 52.575 195.7 36:50.600 12 1 3:05.682 52.805 197.8 39:56.282 13 1 3:03.267 52.964 201.1 42:59.549							
72 1.Bastien MATHIEU PORSCHE 911 3.0 SC FC3								1 1 3:27.210 1:01.881 1:27.312 58.017 3:27.210 2 1 3:23.595 56.643 1:27.025 59.927 155.2 6:50.805 3 1 3:09.050 54.935 1:25.281 48.834 185.9 9:59.855 4 1 3:06.748 53.352 1:24.919 48.477 189.1 13:06.603 5 1 3:04.415 52.985 1:23.109 48.321 191.8 16:11.018 6 1 3:05.369 52.855 1:23.866 48.648 194.2 19:16.387 7 1 3:04.559 53.882 1:22.082 48.595 191.8 22:20.946 8 1 3:15.659 B 53.774 1:22.986 58.899 191.8 25:36.605 9 1 5:04.971 2:48.969 1:27.115 48.887 190.8 30:41.576 10 1 3:04.031 53.657 1:22.773 47.601 184.9 33:45.607 11 1 3:05.353 53.124 1:24.314 47.915 187.8 36:50.960 12 1 3:04.756 54.189 1:22.800 47.767 191.8 39:55.716 13 1 3:04.782 54.373 1:22.388 48.021 191.2 43:00.498							
42 1.Olivier BOSIO PORSCHE 917 Replica FC1								1 1 3:04.889 52.131 1:20.335 52.423 3:04.889 2 1 3:33.496 1:00.886 1:32.258 1:00.352 114.9 6:38.385 3 1 2:55.342 51.085 1:19.327 44.930 186.5 9:33.727 4 1 2:53.627 49.631 1:19.050 44.946 185.6 12:27.354 5 1 2:53.034 49.426 1:18.626 44.982 191.8 15:20.388 6 1 2:52.811 49.045 1:18.937 44.829 188.5 18:13.199 7 1 3:09.660 B 50.184 1:18.936 1:00.540 184.9 21:22.859 8 1 4:49.568 2:45.480 1:18.793 45.295 188.5 26:12.427 9 1 2:54.361 48.980 1:19.595 45.786 192.2 29:06.788 10 1 2:52.647 48.804 1:19.455 44.388 193.9 31:59.435 11 1 2:52.005 48.997 1:18.846 44.162 183.7 34:51.440 12 1 2:51.884 48.852 1:18.974 44.058 199.6 37:43.324 13 1 2:51.628 48.771 1:17.724 45.133 194.9 40:34.952 14 1 2:49.843 47.886 1:17.886 44.071 204.5 43:24.795							
55 1.Didier CLESSE PORSCHE 964 FC2 2.Patrice WADLEY								1 1 3:20.516 58.524 1:26.143 55.849 3:20.516 2 1 3:25.298 57.229 1:29.366 58.703 160.5 6:45.814 3 1 3:08.716 55.029 1:25.233 48.454 183.7 9:54.530 4 1 3:08.362 54.135 1:25.097 49.130 190.5 13:02.892 5 1 3:07.192 54.904 1:24.234 48.054 190.1 16:10.084 6 1 3:06.033 53.759 1:23.620 48.654 192.9 19:16.117 7 1 3:15.350 B 54.733 1:21.782 58.835 189.5 22:31.467							



8-Ferdinand Cup SUPERSPA Race 1

Sector Analysis

— Invalidated Lap ■ Personal Best ■ Session Best B Crossing the pit lane

Lap	D	Time	Sector 1	Sector 2	Sector 3	T.Spd	Elapsed	Lap	D	Time	Sector 1	Sector 2	Sector 3	T.Spd	Elapsed
8	1	5:01.919	2:50.994	1:23.534	47.391	190.5	27:33.386	13	1	2:59.739	50.754	1:22.536	46.449	208.5	41:38.352
9	1	3:04.889	53.764	1:23.672	47.453	194.2	30:38.275	14	1	3:09.923 B	49.757	1:22.576	57.590	199.3	44:48.275
10	1	3:02.480	54.423	1:20.644	47.413	190.8	33:40.755								
11	1	3:00.288	53.197	1:19.759	47.332	192.9	36:41.043								
12	1	3:01.346	53.438	1:20.862	47.046	194.9	39:42.389								
13	1	2:59.957	52.693	1:20.071	47.193	198.2	42:42.346								


78 1.Volodia BARRAS								Porsche 911 3.2i FC2							
1	1	3:04.346	51.760	1:20.002	52.584		3:04.346	1	1	3:17.983	56.251	1:26.274	55.458		3:17.983
2	1	3:33.634	1:00.616	1:32.319	1:00.699	113.0	6:37.980	2	1	3:25.710	54.540	1:32.616	58.554	160.2	6:43.693
3	1	2:56.951	52.398	1:19.201	45.352	206.1	9:34.931	3	1	3:02.847	51.378	1:23.943	47.526	199.6	9:46.540
4	1	2:54.715	50.590	1:18.933	45.192	210.1	12:29.646	4	1	3:00.449	51.087	1:22.654	46.708	206.5	12:46.989
5	1	2:54.669	50.469	1:18.997	45.203	210.1	15:24.315	5	1	2:59.403	50.882	1:22.319	46.202	201.5	15:46.392
6	1	2:54.901	50.727	1:19.003	45.171	209.3	18:19.216	6	1	2:58.020	50.371	1:21.814	45.835	206.9	18:44.412
7	1	3:07.299 B	51.505	1:19.632	56.162	207.7	21:26.515	7	1	2:57.685	49.986	1:21.926	45.773	207.7	21:42.097
8	1	5:02.415	2:44.336	1:31.842	46.237	185.6	26:28.930	8	1	2:57.597	50.279	1:21.402	45.916	205.3	21:49.694
9	1	3:01.211	52.453	1:21.542	47.216	199.3	29:30.141	9	1	3:07.613 B	50.927	1:21.487	55.199	212.2	27:47.307
10	1	3:02.527	54.029	1:22.147	46.351	182.4	32:32.668	10	1	4:49.699	2:41.530	1:22.456	45.713	193.9	32:37.006
11	1	2:59.647	52.042	1:21.933	45.672	195.7	35:32.315	11	1	2:59.104	50.089	1:22.335	46.680	203.8	35:36.110
12	1	2:59.479	51.835	1:21.857	45.787	190.1	38:31.794	12	1	2:58.978	50.692	1:22.512	45.774	197.1	38:35.088
13	1	2:58.780	51.692	1:21.411	45.677	200.4	41:30.574	13	1	2:58.813	50.237	1:21.204	47.372	206.5	41:33.901
14	1	3:00.258	52.542	1:21.439	46.277	200.7	44:30.832	14	1	2:58.656	51.424	1:21.471	45.761	200.0	44:32.557

88 1.Norbert FISCHER								Porsche 944 S2 FC3							
1	1	3:23.247	58.389	1:26.511	58.347		3:23.247	1	1	3:37.442	1:06.476				3:37.442
2	1	3:22.807	56.166	1:28.269	58.372	174.8	6:46.054	2	1	3:16.220	56.663			180.6	6:53.662
3	1	3:04.048	52.386	1:23.958	47.704	198.5	9:50.102	3	1	3:07.613	53.207			189.5	10:01.275
4	1	3:02.062	52.509	1:22.352	47.201	200.4	12:52.164	4	1	3:03.955	51.824			204.2	13:05.230
5	1	3:01.846	51.937	1:22.177	47.732	201.5	15:54.010	5	1	3:03.886	51.544			184.0	16:09.116
6	1	3:01.216	51.896	1:22.122	47.198	199.6	18:55.226	6	1	3:05.657	51.630			185.9	19:14.773
7	1	3:03.713	52.563	1:23.569	47.581	200.0	21:58.939	7	1	2:58.781	50.343			183.4	22:13.554
8	1	3:12.377 B	52.226	1:23.486	56.665	200.4	25:11.316	8	1	3:02.008	50.170			183.4	25:15.562
9	1	5:24.711	3:01.279	1:31.269	52.163	172.2	30:36.027	9	1	4:17.007 B	53.628			160.7	29:32.569
10	1	3:23.016	57.352	1:32.685	52.979	175.9	33:59.043	10	1	9:08.464	6:53.133			161.7	38:41.033
11	1	3:18.691	56.048	1:30.210	52.433	185.6	37:17.734	11	1	3:04.216	51.026			201.9	41:45.249
12	1	3:18.042	56.216	1:28.945	52.881	180.9	40:35.776	12	1	3:27.596 B	57.309			190.1	45:12.845
13	1	3:21.145	56.706	1:29.513	54.926	183.1	43:56.921								

89 1.Stéphane DUVERNE								Porsche 911 3.0 RSR FC2							
1	1	3:15.926	55.754	1:25.807	54.365		3:15.926	1	1	3:01.845	50.238	1:21.073	50.534		3:01.845
2	1	3:26.722	54.671	1:32.807	59.244	145.2	6:42.648	2	1	3:35.082	1:02.156	1:32.607	1:00.319	122.6	6:36.927
3	1	3:03.172	51.126	1:24.149	47.897	203.4	9:45.820	3	1	2:55.146	49.214	1:20.537	45.395	201.1	9:32.073
4	1	3:00.561	50.460	1:22.679	47.422	204.5	12:46.381	4	1	2:54.160	49.450	1:19.530	45.180	199.3	12:26.233
5	1	2:59.147	50.760	1:22.203	46.184	210.9	15:45.528	5	1	2:52.676	48.864	1:19.129	44.683	204.2	15:18.909
6	1	2:57.451	50.243	1:21.128	46.080	215.6	18:42.979	6	1	2:52.708	49.257	1:18.992	44.459	193.9	18:11.617
7	1	2:57.362	50.087	1:20.997	46.278	211.8	21:40.341	7	1	2:53.375	48.537	1:19.288	45.550	203.8	21:04.992
8	1	2:57.416	49.955	1:21.675	45.786	208.5	24:37.757	8	1	3:08.896 B	49.649	1:20.786	58.461	192.2	24:13.888
9	1	2:58.777	50.337	1:21.540	46.900	213.9	27:36.534	9	1	4:51.117	2:40.991	1:21.093	49.033	188.8	29:05.005
10	1	3:12.090 B	51.171	1:25.469	55.450	185.2	30:48.624	10	1	2:53.661	49.329	1:19.881	44.451	195.7	31:58.666
11	1	4:48.048	2:32.212	1:26.458	49.378	183.4	35:36.672	11	1	2:52.136	48.873	1:19.274	43.989	184.9	34:50.802
12	1	3:01.941	50.150	1:23.825	47.966	184.6	38:38.613	12	1	2:51.454	48.467	1:18.662	44.325	200.4	37:42.256
								13	1	2:51.073	48.390	1:18.343	44.340	209.3	40:33.329
								14	1	2:50.475	48.116	1:18.561	43.798	211.4	43:23.804

93 1.Dominique MATHON								Porsche 911 SC FC2							
1	1	3:17.983	56.251	1:26.274	55.458		3:17.983	1	1	3:17.983	56.251	1:26.274	55.458		3:17.983
2	1	3:25.710	54.540	1:32.616	58.554	160.2	6:43.693	2	1	3:25.710	54.540	1:32.616	58.554	160.2	6:43.693
3	1	3:02.847	51.378	1:23.943	47.526	199.6	9:46.540	3	1	3:02.847	51.378	1:23.943	47.526	199.6	9:46.540
4	1	3:00.449	51.087	1:22.654	46.708	206.5	12:46.989	4	1	3:00.449	51.087	1:22.654	46.708	206.5	12:46.989
5	1	2:59.403	50.882	1:22.319	46.202	201.5	15:46.392	5	1	2:59.403	50.882	1:22.319	46.202	201.5	15:46.392
6	1	2:58.020	50.371	1:21.814	45.835	206.9	18:44.412	6	1	2:58.020	50.371	1:21.814	45.835	206.9	18:44.412
7	1	2:57.685	49.986	1:21.926	45.773	207.7	21:42.097	7	1	2:57.685	49.986	1:21.926	45.773	207.7	21:42.097
8	1	2:57.597	50.279	1:21.402	45.916	205.3	21:49.694	8	1	2:57.597	50.279	1:21.402	45.916	205.3	21:49.694
9	1	3:07.613 B	50.927	1:21.487	55.199	212.2	27:47.307	9	1	3:07.613 B	50.927	1:21.487	55.199	212.2	27:47.307
10	1	4:49.699	2:41.530	1:22.456	45.713	193.9	32:37.006	10	1	4:49.699	2:41.530	1:22.456	45.713	193.9	32:37.006
11	1	2:59.104	50.089	1:22.335	46.680	203.8	35:36.110	11	1	2:59.104	50.089	1:22.335	46.680	203.8	35:36.110
12	1	2:58.978	50.692	1:22.512	45.774	197.1	38:35.088	12	1	2:58.978	50.692	1:22.512	45.774	197.1	38:35.088
13	1	2:58.813	50.237	1:21.204	47.372	206.5	41:33.901	13	1	2:58.813	50.237	1:21.204	47.372	206.5	41:33.901
14	1	2:58.656	51.424	1:21.471	45.761	200.0	44:32.557	14	1	2:58.656	51.424	1:21.471	45.761	200.0	44:32.557

222 1.Andrew COOPER								Porsche 928 S4 FC1							
1	1	3:37.442	1:06.476				3:37.442	1	1	3:37.442	1:06.476				3:37.442
2	1	3:16.220	56.663			180.6	6:53.662	2	1	3:16.220	56.663			180.6	6:53.662
3	1	3:07.613	53.207			189.5	10:01.275	3	1	3:07.613	53.207			189.5	10:01.275
4	1	3:03.955	51.824			204.2	13:05.230	4	1	3:03.955	51.824			204.2	13:05.230
5	1	3:03.886	51.544			184.0	16:09.116	5	1	3:03.886	51.544			184.0	16:09.116
6	1	3:05.657	51.630			185.9	19:14.773	6	1	3:05.657	51.630			185.9	19:14.773
7	1	2:58.781	50.343			183.4	22:13.554	7	1	2:58.781	50.343			183.4	22:13.554
8	1	3:02.008	50.170			183.4	25:15.562	8	1	3:02.008	50.170			183.4	25:15.562
9	1	4:17.007 B	53.628			160.7	29:32.569	9	1	4:17.007 B	53.628			160.7	29:32.569
10	1	9:08.464	6:53.133			161.7	38:41.033	10	1	9:08.464	6:53.133			161.7	38:41.033



8-Ferdinand Cup SUPERSPA Race 1

Sector Analysis

_ Invalidated Lap
 ■ Personal Best
 ■ Session Best
 B Crossing the pit lane

Lap	D	Time	Sector 1	Sector 2	Sector 3	T.Sp	Elapsed	Lap	D	Time	Sector 1	Sector 2	Sector 3	T.Sp	Elapsed
Porsche 924 S															
FC3															
924		1. Jérôme SALVA													
1	1	3:28.528	1:03.354	1:26.642	58.532		3:28.528								
2	1	3:22.760	57.912	1:25.941	58.907	176.8	6:51.288								
3	1	3:10.987	56.190	1:25.608	49.189	186.2	10:02.275								
4	1	3:08.469	54.857	1:24.703	48.909	184.6	13:10.744								
5	1	3:06.786	54.840	1:22.911	49.035	185.9	16:17.530								
6	1	3:08.449	55.187	1:24.296	48.966	187.5	19:25.979								
7	1	3:07.853	55.122	1:24.233	48.498	183.1	22:33.832								
8	1	3:13.257 B	55.110	1:23.735	54.412	183.7	25:47.089								
9	1	5:05.445	2:51.666	1:25.060	48.719	179.1	30:52.534								
10	1	3:08.417	56.001	1:24.055	48.361	182.4	34:00.951								
11	1	3:10.739	55.761	1:26.557	48.421	184.3	37:11.690								
12	1	3:07.807	55.506	1:23.408	48.893	182.1	40:19.497								
13	1	3:11.069	56.113	1:25.498	49.458	180.0	43:30.566								