


7-France Trophées SPA-2024 SUPERSPA Race

Sector Analysis

— Invalidated Lap ■ Personal Best ■ Session Best ■ Crossing the pit lane

Lap	D	Time	Sector 1	Sector 2	Sector 3	T.Spd	Elapsed	Lap	D	Time	Sector 1	Sector 2	Sector 3	T.Spd	Elapsed								
1. Florent TURBOT Mazda MX5 MK1 RPC																							
1	1	3:30.598	1:10.426	1:29.901	50.271		3:30.598	1	1	3:48.229	1:21.146	1:30.503	56.580		3:48.229								
2	1	3:12.079	57.728	1:24.197	50.154	164.4	6:42.677	2	1	3:22.800	1:00.078	1:27.535	55.187	166.9	7:11.029								
3	1	3:13.086	57.428	1:25.480	50.178	166.7	9:55.763	3	1	3:19.271	1:00.066	1:27.398	51.807	163.1	10:30.300								
4	1	3:12.214	56.800	1:24.836	50.578	168.5	13:07.977	4	1	3:19.094	58.985	1:28.114	51.995	164.9	13:49.394								
5	1	3:12.068	57.263	1:25.008	49.797	161.2	16:20.045	5	1	3:20.675	59.354	1:28.238	53.083	163.6	17:10.069								
6	1	3:12.605	57.422	1:24.959	50.224	165.6	19:32.650	6	1	3:24.881	1:01.874	1:29.766	53.241	159.1	20:34.950								
7	1	3:12.901	57.028	1:25.719	50.154	166.2	22:45.551	7	1	3:23.590	1:00.301	1:29.955	53.334	163.1	23:58.540								
8	1	3:12.141	57.037	1:24.746	50.358	158.6	25:57.692	8	1	3:22.055	59.887	1:29.129	53.039	164.6	27:20.595								
9	1	3:14.361	59.188	1:24.024	51.149	162.7	29:12.053	9	1	3:22.599	59.422	1:29.714	53.463	162.9	30:43.194								
10	1	3:21.083	58.599	1:31.660	50.824	164.6	32:33.136	10	1	3:22.457	1:00.036	1:29.172	53.249	163.9	34:05.651								
11	1	3:13.111	57.850	1:25.073	50.188	164.9	35:46.247	11	1	3:22.561	59.967			163.9	37:28.212								
12	1	3:11.977	57.331	1:24.575	50.071	164.9	38:58.224	12	1	3:21.976	59.662	1:29.402	52.912	163.4	40:50.188								
13	1	3:13.642	58.625	1:24.703	50.314	164.4	42:11.866	13	1	3:22.925	1:00.127	1:30.047	52.751	164.1	44:13.113								
14	1	3:11.478	56.641	1:24.679	50.158	164.6	45:23.344	14	1	3:25.665	1:02.355	1:30.337	52.973	161.2	47:38.778								
15	1	3:12.364	56.838	1:25.358	50.168	168.7	48:35.708	15	1	3:23.148	1:00.250	1:28.786	54.112	163.4	51:01.926								
16	1	3:12.637	57.326	1:25.134	50.177	162.9	51:48.345	16	1	3:23.064	1:00.681	1:28.484	53.899	160.2	54:24.990								
17	1	3:28.254	58.122	1:37.594	52.538	165.9	55:16.599	17	1	3:23.355	1:00.749	1:29.927	52.679	160.0	57:48.345								
18	1	3:16.841	58.342	1:27.103	51.396	162.9	58:33.440	18	1	3:23.436	1:00.430			160.5	1:01:11.781								
19	1	3:15.778	58.759	1:26.131	50.888	158.8	1:01:49.218	19	1	3:24.127	1:00.217			161.2	1:04:35.908								
20	1	3:16.279	58.525	1:27.156	50.598	164.9	1:05:05.497	1. Laurent TREMPU Opel Kadett SC															
1. Thierry LORTAL Lotus Elise S1 SC																							
1	1	3:02.123	55.775	1:22.311	44.037		3:02.123	1	1	3:17.777	1:01.680	1:27.227	48.870		3:17.777								
2	1	3:08.771	49.436	1:29.714	49.621	176.2	6:10.894	2	1	3:07.890	53.924	1:26.175	47.791	180.9	6:25.667								
3	1	3:10.481	56.368	1:25.264	48.849	160.7	9:21.375	3	1	3:06.443	53.187	1:25.393	47.863	176.2	9:32.110								
4	1	3:02.675	51.968	1:23.380	47.327	169.8	12:24.050	4	1	3:05.563	52.667	1:24.640	48.256	174.8	12:37.673								
5	1	2:58.167	51.337	1:21.432	45.398	178.2	15:22.217	5	1	3:07.190	52.818	1:26.154	48.218	166.7	15:44.863								
6	1	2:57.162	50.123	1:21.131	45.908	187.5	18:19.379	6	1	3:06.749	53.150			170.3	18:51.612								
7	1	2:57.737	51.216	1:19.968	46.553	200.7	21:17.116	7	1	3:08.447	53.536	1:26.181	48.730	172.0	22:00.059								
8	1	2:57.740	49.701	1:21.501	46.538	196.0	24:14.856	8	1	5:58.620 B	3:43.489	1:27.330	47.801	169.3	27:58.679								
9	1	2:58.144	50.222	1:20.513	47.409	184.6	27:13.000	9	1	3:08.298	53.626	1:26.527	48.145	161.0	31:06.977								
10	1	2:57.374	50.759	1:21.244	45.371	182.7	30:10.374	10	1	3:08.382	53.096	1:26.587	48.699	162.2	34:15.359								
11	1	2:59.244	51.141	1:20.367	47.736	187.5	33:09.618	11	1	3:05.383	52.445	1:25.489	47.449	175.0	37:20.742								
12	1	2:56.463	49.311	1:21.391	45.761	197.8	36:06.081	12	1	3:05.480	52.417	1:24.640	48.423	175.6	40:26.222								
13	1	2:54.841	50.413	1:19.401	45.027	206.1	39:00.922	13	1	3:06.255	52.947	1:25.408	47.900	182.1	43:32.477								
14	1	2:54.668	49.289	1:20.745	44.634	197.4	41:55.590	14	1	3:05.971	52.576			172.8	46:38.448								
15	1	2:54.436	48.774	1:20.512	45.150	203.4	44:50.026	15	1	3:07.615	53.628			161.2	49:46.063								
16	1	2:52.591	49.102	1:18.951	44.538	193.9	47:42.617	16	1	3:07.585	52.782			186.2	52:53.648								
17	1	2:54.030	49.092	1:20.143	44.795	216.4	50:36.647	17	1	3:10.318	55.212	1:27.618	47.488	165.4	56:03.966								
18	1	2:54.057	48.788	1:19.629	45.640	212.6	53:30.704	18	1	3:07.214	52.927	1:25.325	48.962	175.0	59:11.180								
19	1	5:05.558 B	2:57.742	1:21.593	46.223	178.5	58:36.262	19	1	3:08.657	54.515	1:25.718	48.424	171.2	1:02:19.837								
20	1	2:56.501	50.140	1:20.528	45.833	199.3	1:01:32.763	1. William SCAVARDO Mazda MX5 MK1 RPC															
21	1	3:00.117	49.385	1:22.094	48.638	194.2	1:04:32.880	1	1	3:48.153	1:24.734	1:29.834	53.585		3:48.153								
2																							
2	1	3:32.888	1:00.199	1:28.069	1:04.620	168.0	7:21.041	2	1	3:32.888	1:00.199	1:28.069	1:04.620	168.0	7:21.041								
3	1	3:20.315	1:00.751	1:27.157	52.407	159.5	10:41.356	3	1	3:20.315	1:00.751	1:27.157	52.407	159.5	10:41.356								
4	1	3:21.089	1:00.460	1:27.696	52.933	161.0	14:02.445	4	1	3:21.089	1:00.460	1:27.696	52.933	161.0	14:02.445								
5	1	3:19.767	59.316	1:27.797	52.654	161.4	17:22.212	5	1	3:19.767	59.316	1:27.797	52.654	161.4	17:22.212								
6	1	3:19.833	59.428	1:27.923	52.482	161.0	20:42.045	6	1	3:19.833	59.428	1:27.923	52.482	161.0	20:42.045								




7-France Trophées SPA-2024 SUPER SPA Race

Sector Analysis

— Invalidated Lap ■ Personal Best ■ Session Best B Crossing the pit lane

Lap	D	Time	Sector 1	Sector 2	Sector 3	T.Spd	Elapsed	Lap	D	Time	Sector 1	Sector 2	Sector 3	T.Spd	Elapsed
17 1. MAURICE Mazda MX5 MK1 RPC								4	1	3:13.281	57.836	1:24.141	51.304	163.9	13:16.817
								5	1	3:13.541	58.149	1:24.117	51.275	168.2	16:30.358
								6	1	3:14.496	58.797	1:23.985	51.714	158.6	19:44.854
								7	1	3:12.940	57.985	1:23.784	51.171	162.2	22:57.794
								8	1	3:14.329	58.622	1:24.804	50.903	159.8	26:12.123
								9	1	3:13.888	59.011	1:23.577	51.300	159.3	29:26.011
								10	1	3:14.154	58.942	1:24.020	51.192	160.0	32:40.165
								11	1	3:14.143	58.863	1:23.892	51.388	161.9	35:54.308
								12	1	3:14.351	58.679	1:24.829	50.843	159.1	39:08.659
								13	1	3:14.074	58.375	1:24.607	51.092	163.9	42:22.733
								14	1	3:14.873	58.834	1:24.527	51.512	160.2	45:37.606
								15	1	3:14.973	59.297	1:24.089	51.587	156.5	48:52.579
								16	1	3:15.841	59.518	1:24.252	52.071	155.8	52:08.420
								17	1	3:16.947	59.536	1:26.012	51.399	161.2	55:25.367
								18	1	3:13.271	58.511	1:23.530	51.230	165.9	58:38.638
								19	1	3:13.735	58.363	1:23.702	51.670	161.9	1:01:52.373
								20	1	3:14.623	58.412	1:24.487	51.724	163.4	1:05:06.996
18 1. Patrick DELANNOY Caterham SC								21 1. Bernard ALEZRA Mazda MX5 MK1 RPC							
								1	1	3:53.230	1:25.118	1:33.654	54.458		3:53.230
								2	1	3:27.977	1:00.747	1:31.834	55.396	156.5	7:21.207
								3	1	3:32.572	1:03.077	1:34.405	55.090	157.2	10:53.779
								4	1	3:27.620	1:00.981	1:31.245	55.394	157.2	14:21.399
								5	1	3:29.629	1:01.344	1:33.189	55.096	159.5	17:51.028
								6	1	3:29.242	1:01.205	1:32.808	55.229	158.1	21:20.270
								7	1	3:28.562	1:00.542	1:33.392	54.628	158.4	24:48.832
								8	1	3:28.066	1:00.712	1:31.285	56.069	156.5	28:16.898
								9	1	3:30.655	1:00.839	1:34.337	55.479	155.8	31:47.553
								10	1	3:29.844	1:02.157	1:31.945	55.742	159.1	35:17.397
								11	1	3:30.877	1:00.754	1:34.585	55.538	159.3	38:48.274
								12	1	3:29.600	1:00.676	1:33.908	55.016	154.3	42:17.874
								13	1	3:28.052	1:01.477	1:31.321	55.254	155.2	45:45.926
								14	1	3:29.622	1:01.953	1:32.033	55.636	158.1	49:15.548
								15	1	3:27.137	1:01.924	1:31.224	53.989	156.5	52:42.685
								16	1	3:30.091	1:01.579	1:33.180	55.332	156.7	56:12.776
								17	1	3:33.069	1:02.079	1:35.028	55.962	156.7	59:45.845
								18	1	3:37.026	1:02.206	1:36.402	58.418	155.2	1:03:22.871
19 1. Antoine MARTIN Mazda MX5 MK1 RPC								25 1. Arthur PIRIO Jidé Gordini SC							
								1	1	3:16.241	57.860	1:27.863	50.518		3:16.241
								2	1	3:07.243	54.589	1:24.868	47.786	192.2	6:23.484
								3	1	3:03.763	53.151	1:23.888	46.724	193.5	9:27.247
								4	1	3:03.420	52.787	1:23.180	47.453	194.9	12:30.667
								5	1	3:01.835	52.260	1:22.526	47.049	193.9	15:32.502
								6	1	3:02.787	52.435	1:22.536	47.816	191.8	18:35.289
								7	1	3:03.275	52.666	1:22.963	47.646	188.8	21:38.564
								8	1	3:06.130	52.937	1:24.262	48.931	192.5	24:44.694
								9	1	6:08.735 B	3:54.874	1:25.285	48.576	173.9	30:53.429
								10	1	3:07.865	54.340	1:25.006	48.519	180.3	34:01.294
								11	1	3:05.496	52.985	1:23.965	48.546	183.4	37:06.790
								12	1	3:03.761	53.309	1:22.808	47.644	187.8	40:10.551
								13	1	3:04.790	52.555	1:23.587	48.648	192.2	43:15.341
								14	1	3:04.895	52.737	1:23.449	48.709	193.2	46:20.236



7-France Trophées SPA-2024 SUPERSPA Race

Sector Analysis

— Invalidated Lap ■ Personal Best ■ Session Best B Crossing the pit lane

Lap	D	Time	Sector 1	Sector 2	Sector 3	T.Spd	Elapsed	Lap	D	Time	Sector 1	Sector 2	Sector 3	T.Spd	Elapsed
15	1	3:07.327	55.246	1:23.857	48.224	180.9	49:27.563	2	1	3:02.280	51.250	1:23.817	47.213	184.6	6:28.043
16	1	3:06.666	53.302	1:25.472	47.892	191.2	52:34.229	3	1	3:00.083	50.332	1:22.991	46.760	188.2	9:28.126
17	1	3:06.930	53.197	1:24.900	48.833	187.5	55:41.159	4	1	3:00.460	50.314	1:22.835	47.311	196.4	12:28.586
18	1	3:08.578	53.805	1:25.557	49.216	166.4	58:49.737	5	1	2:59.497	50.183	1:23.101	46.213	181.5	15:28.083


28 1.Jean-christophe ALLARD Mazda MX5 MK1 RPC						
1	1	3:34.107	1:15.541			3:34.107
2	1	3:15.487	58.682		168.2	6:49.594
3	1	3:15.029	58.317		172.0	10:04.623
4	1	3:13.152	57.525		169.5	13:17.775
5	1	3:14.848	57.621		166.4	16:32.623
6	1	3:13.544	58.468		168.2	19:46.167
7	1	3:14.210	58.607		161.9	23:00.377
8	1	3:15.564	58.823		160.2	26:15.941
9	1	3:16.320	59.166		162.7	29:32.261
10	1	3:15.231	58.549		165.9	32:47.492
11	1	3:15.809	58.553		162.9	36:03.301
12	1	3:16.157	58.524		166.9	39:19.458
13	1	3:13.395	57.804		165.6	42:32.853
14	1	3:15.927	58.247		162.7	45:48.780
15	1	3:16.102	59.114		168.5	49:04.882
16	1	3:14.745	57.278		172.0	52:19.627
17	1	3:16.695	59.456		164.6	55:36.322
18	1	3:14.412	58.139		166.2	58:50.734
19	1	3:14.873	58.373		166.4	1:02:05.607
20	1	3:14.759	58.454		164.9	1:05:20.366

29 1.Louis TURBOT Mazda MX5 MK1 RPC						
1	1	3:25.113	1:07.394	1:26.437	51.282	3:25.113
2	1	3:13.702	57.842	1:25.345	50.515	6:38.815
3	1	3:12.793	57.191	1:25.052	50.550	9:51.608
4	1	3:15.967	1:00.287	1:25.155	50.525	13:07.575
5	1	3:11.977	57.454	1:24.615	49.908	16:19.552
6	1	3:12.099	57.707	1:24.173	50.219	19:31.651
7	1	3:13.230	57.792	1:25.055	50.383	22:44.881
8	1	3:12.213	57.436	1:24.288	50.489	25:57.094
9	1	3:14.704	59.389	1:24.894	50.421	29:11.798
10	1	3:17.818	59.617	1:26.700	51.501	32:29.616
11	1	3:13.307	57.861	1:24.404	51.042	35:42.923
12	1	3:13.158	57.945	1:24.747	50.466	38:56.081
13	1	3:13.943	58.310	1:25.260	50.373	42:10.024
14	1	3:12.668	57.962	1:24.476	50.230	45:22.692
15	1	3:12.383	57.293	1:24.900	50.190	48:35.075
16	1	3:12.372	57.717	1:24.692	49.963	51:47.447
17	1	3:13.005	57.993	1:24.306	50.706	55:00.452
18	1	3:14.601	58.467	1:25.068	51.066	58:15.053
19	1	3:14.131	58.312	1:24.422	51.397	1:01:29.184
20	1	3:14.025	58.357	1:24.562	51.106	1:04:43.209

30 1.Théo DE FARIA BMW E36 M3 SC						
1	1	3:25.763	53.290	1:44.805	47.668	3:25.763

32 1.Jérémy LÉBOULENGER Mazda MX5 MK1 RPC						
1	1	3:43.903	1:20.990	1:30.379	52.534	3:43.903
2	1	3:19.685	59.260	1:27.722	52.703	7:03.588
3	1	3:16.837	58.615	1:26.449	51.773	10:20.425
4	1	3:17.453	58.839	1:27.199	51.415	13:37.878
5	1	3:16.791	59.289	1:26.015	51.487	16:54.669
6	1	3:17.627	58.771	1:26.260	52.596	20:12.296
7	1	3:19.298	58.812	1:28.448	52.038	23:31.594
8	1	3:17.897	59.579	1:26.771	51.547	26:49.491
9	1	3:18.744	59.165	1:27.679	51.900	30:08.235
10	1	3:21.017	59.894	1:27.650	53.473	33:29.252
11	1	3:19.481	59.676	1:27.787	52.018	36:48.733
12	1	3:15.685	58.270	1:25.671	51.744	40:04.418
13	1	3:17.251	59.428	1:26.171	51.652	43:21.669
14	1	3:17.736	59.079	1:26.332	52.325	46:39.405
15	1	3:17.780	59.196	1:26.812	51.772	49:57.185
16	1	3:45.282	59.593	1:53.465	52.224	53:42.467
17	1	3:18.144	59.006	1:26.770	52.368	57:00.611
18	1	3:18.079	58.855	1:27.096	52.128	1:00:18.690
19	1	3:20.156	1:01.835	1:26.360	51.961	1:03:38.846

33 1.Mathis VISENTIN Mazda MX5 MK1 RPC						
1	1	3:30.893	1:10.398	1:29.149	51.346	3:30.893
2	1	3:11.042	57.218	1:23.330	50.494	6:41.935
3	1	3:13.245	57.935	1:25.002	50.308	9:55.180
4	1	3:11.811	57.189	1:23.695	50.927	13:06.991
5	1	3:12.853	58.015	1:24.821	50.017	16:19.844
6	1	3:12.211	57.528	1:24.230	50.453	19:32.055
7	1	3:13.089	57.484	1:25.546	50.059	22:45.144
8	1	3:12.257	57.304	1:24.425	50.528	25:57.401
9	1	3:14.795	59.706	1:24.389	50.700	29:12.196
10	1	3:17.657	58.582	1:27.157	51.918	32:29.853




7-France Trophées SPA-2024 SUPERSPA Race

Sector Analysis

— Invalidated Lap ■ Personal Best ■ Session Best B Crossing the pit lane

Lap	D	Time	Sector 1	Sector 2	Sector 3	T.Spd	Elapsed	Lap	D	Time	Sector 1	Sector 2	Sector 3	T.Spd	Elapsed							
8	1	3:12.931	56.416	1:26.201	50.314	179.1	25:47.288	17	1	3:14.353	57.066	1:26.666	50.621	172.8	55:24.208							
9	1	3:10.556	56.145	1:24.293	50.118	178.5	28:57.844	18	1	3:11.740	56.166	1:25.810	49.764	176.2	58:35.948							
10	1	3:10.699	55.890			178.2	32:08.543	19	1	3:11.550	56.010	1:25.433	50.107	172.5	1:01:47.498							
11	1	3:12.460	56.521	1:25.705	50.234	180.0	35:21.003	20	1	3:13.029	56.462	1:26.275	50.292	175.9	1:05:00.527							
12	1	3:11.693	55.611			181.5	38:32.696	<div style="border: 1px solid black; padding: 5px; display: inline-block;"> 716 1.Nadege CERON BMW 320i SB2 </div>														
13	1	3:12.380	55.666	1:27.068	49.646	183.1	41:45.076															
14	1	3:11.305	55.965	1:25.649	49.691	179.7	44:56.381															
15	1	3:11.325	55.932	1:25.163	50.230	179.4	48:07.706															
16	1	3:12.080	56.142	1:26.245	49.693	178.8	51:19.786															
17	1	3:12.814	58.553			176.2	54:32.600															
18	1	3:10.946	55.472	1:25.597	49.877	182.1	57:43.546															
19	1	3:13.764	58.255			178.2	1:00:57.310															
20	1	3:12.102	55.454	1:26.267	50.381	183.1	1:04:09.412															
<div style="border: 1px solid black; padding: 5px; display: inline-block;"> 711 1.Paul SANTOS BMW 320i SB2 </div>															1	1	4:00.857	1:31.899	1:36.007	52.951	4:00.857	
															2	1	3:26.345	1:02.506	1:30.572	53.267	172.0	7:27.202
								3	1	3:24.708	58.321	1:32.475	53.912	176.8	10:51.910							
								4	1	3:21.056	59.323	1:29.296	52.437	176.2	14:12.966							
								5	1	3:24.958	59.481	1:30.270	55.207	174.5	17:37.924							
								6	1	3:27.553	58.767	1:32.909	55.877	175.6	21:05.477							
								7	1	3:34.849	58.297	1:45.135	51.417	176.5	24:40.326							
								8	1	3:17.959	58.737	1:27.648	51.574	173.1	27:58.285							
								9	1	3:23.527	59.664	1:28.989	54.874	170.3	31:21.812							
								10	1	3:20.298	1:01.066	1:26.797	52.435	172.0	34:42.110							
								11	1	3:22.017	1:00.119	1:27.462	54.436	170.9	38:04.127							
								12	1	3:19.376	1:00.248	1:27.351	51.777	169.8	41:23.503							
								13	1	3:21.130	59.947	1:29.100	52.083	174.2	44:44.633							
								14	1	3:22.558	1:01.105	1:28.686	52.767	170.1	48:07.191							
								15	1	3:21.232	1:01.169	1:28.257	51.806	170.6	51:28.423							
								16	1	3:32.742	58.059	1:41.910	52.773	176.5	55:01.165							
								17	1	3:19.998	59.456	1:27.823	52.719	153.4	58:21.163							
								18	1	3:25.682	1:00.381	1:29.984	55.317	170.9	1:01:46.845							
								19	1	3:22.704	1:00.530	1:28.923	53.251	174.2	1:05:09.549							
								<div style="border: 1px solid black; padding: 5px; display: inline-block;"> 726 1.Fabien BARIZZA Mazda Xedos SB2 </div>								1	1	3:46.903	1:22.722	1:30.012	54.169	3:46.903
																2	1	3:22.442	59.122	1:29.620	53.700	154.9
3	1	3:18.779	58.352	1:28.937	51.490	173.6	10:28.124															
4	1	3:19.913	58.012	1:30.044	51.857	172.8	13:48.037															
5	1	3:17.996	57.723	1:28.283	51.990	172.2	17:06.033															
6	1	3:20.476	58.502	1:30.066	51.908	170.6	20:26.509															
7	1	3:24.354	59.667	1:28.863	55.824	168.5	23:50.863															
8	1	3:19.360	59.173	1:28.419	51.768	168.0	27:10.223															
9	1	3:17.922	58.859	1:27.523	51.540	168.7	30:28.145															
10	1	3:20.211	58.874	1:30.119	51.218	154.5	33:48.356															
11	1	3:21.227	59.375	1:28.675	53.177	173.6	37:09.583															
12	1	3:20.264	58.590	1:27.968	53.706	170.1	40:29.847															
13	1	3:18.798	58.730	1:28.250	51.818	174.5	43:48.645															
14	1	3:16.029	57.549	1:27.398	51.082	169.8	47:04.674															
15	1	3:15.279	57.398	1:27.540	50.341	173.4	50:19.953															
16	1	3:17.038	57.098	1:27.415	52.525	172.2	53:36.991															
17	1	3:17.643	57.659	1:28.241	51.743	172.8	56:54.634															
18	1	3:15.237	58.162	1:26.685	50.390	176.5	1:00:09.871															
19	1	3:16.436	58.147	1:27.065	51.224	173.6	1:03:26.307															
<div style="border: 1px solid black; padding: 5px; display: inline-block;"> 742 1.Florian CABARROU BMW 320i SB2 </div>								1	1	3:19.222	1:04.992	1:24.619	49.611	3:19.222								
								2	1	3:11.454	55.928	1:25.233	50.293	173.1	6:30.676							
								3	1	3:08.879	55.664	1:23.949	49.266	181.2	9:39.555							



7-France Trophées SPA-2024

SUPERSPA

Race

Sector Analysis

— Invalidated Lap ■ Personal Best ■ Session Best B Crossing the pit lane

Lap	D	Time	Sector 1	Sector 2	Sector 3	T.Spd	Elapsed	Lap	D	Time	Sector 1	Sector 2	Sector 3	T.Spd	Elapsed
4	1	3:09.358	55.698	1:23.999	49.661	177.6	12:48.913	3	1	3:11.067	55.855	1:25.420	49.792	179.1	9:48.067
5	1	3:09.178	55.831	1:23.944	49.403	173.6	15:58.091	4	1	3:09.867	56.062	1:24.341	49.464	177.0	12:57.934
6	1	3:09.004	55.752	1:24.001	49.251	181.2	19:07.095	5	1	3:10.538	55.734	1:24.777	50.027	157.2	16:08.472
7	1	3:09.303	55.500	1:24.058	49.745	178.8	22:16.398	6	1	3:11.166	56.333	1:24.998	49.835	178.2	19:19.638
8	1	3:09.330	55.543	1:24.138	49.649	182.4	25:25.728	7	1	3:13.101	57.030	1:25.390	50.681	176.8	22:32.739
9	1	3:07.642	55.423	1:23.059	49.160	178.8	28:33.370	8	1	3:11.022	56.358	1:24.597	50.067	177.9	25:43.761
10	1	3:08.563	55.674	1:23.206	49.683	177.3	31:41.933	9	1	3:11.818	56.652	1:24.864	50.302	174.5	28:55.579
11	1	3:08.719	55.836	1:23.623	49.260	178.8	34:50.652	10	1	3:12.519	57.129	1:25.026	50.364	173.9	32:08.098
12	1	3:08.854	55.711	1:23.533	49.610	179.1	37:59.506	11	1	3:11.831	56.749	1:24.980	50.102	176.2	35:19.929
13	1	3:08.917	55.625	1:24.013	49.279	180.3	41:08.423	12	1	3:11.722	56.377	1:24.872	50.473	176.8	38:31.651
14	1	3:09.855	55.620	1:23.466	50.769	180.0	44:18.278	13	1	3:11.806	56.255	1:25.254	50.297	177.9	41:43.457
15	1	3:09.417	55.824	1:23.543	50.050	181.5	47:27.695	14	1	3:11.442	56.680	1:24.492	50.270	175.6	44:54.899
16	1	3:08.115	55.926	1:23.224	48.965	176.2	50:35.810	15	1	3:12.360	56.813	1:24.917	50.630	175.9	48:07.259
17	1	3:08.792	56.013	1:23.666	49.113	174.5	53:44.602	16	1	3:12.223	56.371	1:25.731	50.121	175.0	51:19.482
18	1	3:09.327	55.798	1:23.582	49.947	170.3	56:53.929	17	1	3:11.603	57.386	1:24.252	49.965	176.8	54:31.085
19	1	3:10.000	56.625	1:23.534	49.841	174.2	1:00:03.929	18	1	3:12.478	56.398	1:25.255	50.825	178.5	57:43.563
20	1	3:10.621	56.213	1:24.058	50.350	170.6	1:03:14.550	19	1	3:12.054	57.120	1:24.578	50.356	177.3	1:00:55.617
								20	1	3:12.036	56.706	1:24.436	50.894	177.0	1:04:07.653

767	1. Frédéric HEBETTE						Renault Laguna SB2	
	Lap	D	Time	Sector 1	Sector 2	Sector 3	T.Spd	Elapsed
	1	1	3:36.916	1:17.360	1:29.015	50.541		3:36.916
	2	1	3:13.694	56.699	1:26.870	50.125	180.9	6:50.610
	3	1	3:15.278	57.090	1:28.141	50.047	176.5	10:05.888
	4	1	3:14.131	56.877	1:26.660	50.594	180.9	13:20.019
	5	1	3:14.318	57.792	1:26.388	50.138	179.7	16:34.337
	6	1	3:13.728	56.854	1:26.942	49.932	177.3	19:48.065
	7	1	3:14.277	56.881	1:27.121	50.275	179.7	23:02.342
	8	1	3:14.268	56.596	1:27.328	50.344	178.5	26:16.610
	9	1	3:14.366	56.948	1:26.909	50.509	177.6	29:30.976
	10	1	3:15.456	57.734	1:26.869	50.853	175.9	32:46.432
	11	1	3:15.060	57.127	1:27.394	50.539	176.8	36:01.492
	12	1	3:15.128	57.265	1:27.397	50.466	178.8	39:16.620
	13	1	3:15.262	57.209	1:27.416	50.637	176.8	42:31.882
	14	1	3:14.769	56.769	1:27.605	50.395	177.6	45:46.651
	15	1	3:15.415	56.818	1:28.308	50.289	177.3	49:02.066
	16	1	3:18.391	57.704	1:27.840	52.847	173.6	52:20.457
	17	1	3:14.810	56.990	1:27.655	50.165	181.5	55:35.267
	18	1	3:13.498	56.513	1:26.745	50.240	180.9	58:48.765
	19	1	3:14.884	57.242	1:27.496	50.146	174.2	1:02:03.649
20	1	3:16.235	56.687	1:28.070	51.478	180.3	1:05:19.884	

775	1. Aurélien LETHEUX						Renault Laguna SB2	
	Lap	D	Time	Sector 1	Sector 2	Sector 3	T.Spd	Elapsed
	1	1	3:42.327	1:19.953	1:30.969	51.405		3:42.327
	2	1	3:18.945	58.123	1:29.583	51.239	172.2	7:01.272
	3	1	3:17.827	58.483	1:28.477	50.867	166.9	10:19.099
	4	1	3:17.584	58.400	1:28.532	50.652	166.7	13:36.683
	5	1	3:15.901	57.129	1:27.538	51.234	167.4	16:52.584
6	1	3:25.735	58.254	1:27.271	1:00.210	175.6	20:18.319	

785	1. Claude CRASSON						BMW 318is SB2	
	Lap	D	Time	Sector 1	Sector 2	Sector 3	T.Spd	Elapsed
	1	1	3:25.839	1:07.711	1:27.231	50.897		3:25.839
2	1	3:11.161	56.267	1:24.875	50.019	179.1	6:37.000	

790	1. Pierre-Adrien FERRY						BMW 318is SB2	
	Lap	D	Time	Sector 1	Sector 2	Sector 3	T.Spd	Elapsed
	1	1	3:33.122	1:12.645	1:29.310	51.167		3:33.122
	2	1	3:11.345	56.324	1:25.068	49.953	179.1	6:44.467
3	1	3:10.527	55.569	1:24.653	50.305	181.8	9:54.994	