

7-France Trophées SPA-2024


SUPERSPA

Qualifying

Sector Analysis

— Invalidated Lap ■ Personal Best ■ Session Best B Crossing the pit lane

Lap	D	Time	Sector 1	Sector 2	Sector 3	T.Sp	Elapsed	Lap	D	Time	Sector 1	Sector 2	Sector 3	T.Sp	Elapsed
1. Fabrice LEFEBVRE Audi Quattro SC								9. Florent TURBOT Mazda MX5 MK1 RPC							
1	1	4:15.221	1:57.586	1:31.226	46.409	109.4	4:15.221	1	1	3:17.889	59.436	1:26.842	51.611	143.2	3:17.889
2	1	2:57.920	50.559	1:22.479	44.882	192.9	7:13.141	2	1	3:12.122	56.885	1:24.506	50.731	159.8	6:30.011
3	1	2:52.533	49.771	1:18.416	44.346	191.2	10:05.674	3	1	3:12.099	56.962	1:24.205	50.932	163.9	9:42.110
4	1	2:44.317	44.330	1:17.086	42.901	201.5	12:49.991	4	1	3:13.007	58.177	1:24.232	50.598	164.9	12:55.117
5	1	5:23.129	3:18.731	1:20.355	44.043	172.5	18:13.120	5	1	3:12.560	57.233	1:24.449	50.878	165.4	16:07.677
6	1	2:44.665	45.710	1:17.484	41.471	216.4	20:57.785	6	1	3:13.072	57.581	1:24.666	50.825	163.4	19:20.749
7	1	3:16.596	44.245	1:23.544	1:08.807	196.7	24:14.381	7	1	3:17.175	58.089	1:26.985	52.101	164.1	22:37.924
2. Thomas GUITTENY Mazda MX5 MK1 RPC								10. Thierry LORTAL Lotus Elise S1 SC							
1	1	3:30.860	1:11.253	1:27.425	52.182	146.9	3:30.860	1	1	4:39.507	2:09.573	1:38.366	51.568	116.4	4:39.507
2	1	3:16.742	59.061	1:25.762	51.919	162.7	6:47.602	2	1	2:58.975	51.183	1:21.947	45.845	174.5	7:38.482
3	1	3:18.004	58.641	1:27.215	52.148	164.9	10:05.606	3	1	2:59.980	51.467	1:22.927	45.586	170.9	10:38.462
4	1	3:22.554	59.517	1:25.983	57.054	161.2	13:28.160	4	1	2:58.290	52.526	1:19.561	46.203	183.4	13:36.752
5	1	3:20.372	59.310	1:29.061	52.001	161.2	16:48.532	5	1	2:56.814	50.712	1:20.332	45.770	188.2	16:33.566
6	1	3:16.125	58.720	1:25.826	51.579	162.7	20:04.657	6	1	2:56.452	50.270	1:20.806	45.376	194.2	19:30.018
7	1	3:35.524	58.906	1:26.277	1:10.341	163.6	23:40.181	7	1	2:57.453	49.867	1:21.997	45.589	155.6	22:27.471
8	1	3:51.276	58.958	1:33.430	1:18.888	133.7	26:18.747	8	1	3:51.276	58.958	1:33.430	1:18.888	133.7	26:18.747
3. Dominique BOLLENGIER Mazda MX5 MK1 RPC								12. Olivier GAUDELUS Mazda MX5 MK1 RPC							
1	1	3:52.336	1:20.959			140.4	3:52.336	1	1	3:23.358	1:01.408	1:29.154	52.796	144.2	3:23.358
2	1	3:35.760	1:02.335	1:36.169	57.256	155.4	7:28.096	2	1	3:22.279	59.705	1:30.090	52.484	161.7	6:45.637
3	1	3:30.218	1:00.895	1:34.520	54.803	156.1	10:58.314	3	1	3:25.205	59.978	1:30.590	54.637	162.9	10:10.842
4	1	3:30.430	1:01.869	1:34.255	54.306	148.8	14:28.744	4	1	3:28.498	1:04.012	1:29.649	54.837	154.1	13:39.340
5	1	3:35.182	1:03.848	1:34.668	56.666	153.4	18:03.926	5	1	3:24.343	1:00.920	1:29.227	54.196	161.4	17:03.683
6	1	3:31.504	1:01.732			149.4	21:35.430	6	1	3:23.597	1:01.299	1:28.749	53.549	161.2	20:27.280
7	1	4:03.956	1:02.233			148.8	25:39.386	7	1	3:24.361	1:00.251	1:28.754	55.356	165.1	23:51.641
4. Jacques ROUX Porsche 924 S SC								14. Laurent TREMPU Opel Kadett SC							
1	1	9:11.415	6:47.957	1:34.669	48.789	134.8	9:11.415	1	1	5:05.181	2:26.785			100.3	5:05.181
2	1	3:03.746	51.658	1:24.794	47.294	175.3	12:15.161	2	1	3:12.731	54.129	1:27.824	50.778	161.0	8:17.912
3	1	3:01.795	50.375	1:24.508	46.912	190.5	15:16.956	3	1	3:08.635	54.124	1:25.231	49.280	161.9	11:26.547
4	1	3:02.610	50.511	1:24.622	47.477	191.5	18:19.566	4	1	3:08.241	53.823			157.7	14:34.788
5	1	3:05.153	51.564	1:25.600	47.989	170.9	21:24.719	5	1	3:09.959	54.496	1:25.791	49.672	157.7	17:44.747
6	1	3:32.432	50.444	1:31.246	1:10.742	188.2	24:57.151	6	1	3:07.272	53.402	1:25.781	48.089	153.4	20:52.019
7	1	4:22.850	57.832	1:30.953	1:54.065	178.5	25:14.869	7	1	4:22.850	57.832	1:30.953	1:54.065	178.5	25:14.869
7. Michel WILDERS Honda Intégral SC								16. William SCAVARDO Mazda MX5 MK1 RPC							
1	1	2:59.494	43.171	1:27.756	48.567	172.5	2:59.494	1	1	3:47.028	1:21.698	1:30.403	54.927	132.4	3:47.028
2	1	2:59.057	52.391	1:21.248	45.418	187.2	5:58.551	2	1	3:21.564	59.657	1:28.312	53.595	162.9	7:08.592
3	1	2:59.613	52.036	1:21.515	46.062	186.2	8:58.164	3	1	3:22.067	59.957	1:28.575	53.535	162.7	10:30.659
4	1	3:01.220	50.882	1:24.103	46.235	185.2	11:59.384	4	1	3:23.371	1:02.119	1:28.132	53.120	162.2	13:54.030
5	1	2:57.700	50.735	1:20.710	46.255	199.6	14:57.084	5	1	3:20.429	59.739	1:28.202	52.488	160.7	17:14.459
6	1	3:01.061	51.016	1:22.741	47.304	181.8	17:58.145	6	1	3:18.883	59.729	1:26.901	52.253	161.2	20:33.342
7	1	3:00.033	51.806	1:22.109	46.118	169.3	20:58.178	7	1	3:33.157	59.493	1:28.953	1:04.711	162.4	24:06.499
8	1	3:37.124	51.412	1:30.123	1:15.589	193.9	24:35.302								




7-France Trophées SPA-2024 SUPERSPA Qualifying

Sector Analysis

— Invalidated Lap ■ Personal Best ■ Session Best B Crossing the pit lane

Lap	D	Time	Sector 1	Sector 2	Sector 3	T.Spd	Elapsed	Lap	D	Time	Sector 1	Sector 2	Sector 3	T.Spd	Elapsed		
17		1. MAURICE Mazda MX5 MK1 RPC							28		1. Jean-christophe ALLARD Mazda MX5 MK1 RPC						
1	1	3:16.567	57.197			134.3	3:16.567	1	1	3:28.765	1:07.368			137.1	3:28.765		
2	1	3:12.550	57.972			170.6	6:29.117	2	1	3:15.865	58.791			160.7	6:44.630		
3	1	3:12.641	57.683	1:23.152	51.806	171.4	9:41.758	3	1	3:14.637	58.620			161.0	9:59.267		
4	1	3:12.603	57.829			165.1	12:54.361	4	1	3:15.605	58.759			160.0	13:14.872		
5	1	3:11.466	57.918			168.2	16:05.827	5	1	3:15.331	59.298			158.6	16:30.203		
6	1	3:16.007	1:00.049			150.0	19:21.834	6	1	3:15.868	59.824			163.1	19:46.071		
7	1	3:11.114	56.940			170.1	22:32.948	7	1	3:19.716	59.241			161.0	23:05.787		
8	1	4:43.066	1:22.682			109.3	27:16.014										
18		1. Patrick DELANNOY Caterham SC							29		1. Louis TURBOT Mazda MX5 MK1 RPC						
1	1	3:06.579	53.791	1:25.829	46.959	172.2	3:06.579	1	1	3:18.094	59.084	1:27.458	51.552	147.1	3:18.094		
2	1	3:06.822	49.515	1:32.694	44.613	191.8	6:13.401	2	1	3:13.635	57.146	1:25.906	50.583	167.7	6:31.729		
3	1	2:51.640	49.383	1:17.943	44.314	207.7	9:05.041	3	1	3:13.880	58.825	1:24.866	50.189	168.5	9:45.609		
4	1	2:50.527	48.162	1:18.287	44.078	192.2	11:55.568	4	1	3:11.850	56.630	1:24.592	50.628	170.9	12:57.459		
5	1	2:50.174	48.283	1:17.131	44.760	204.5	14:45.742	5	1	3:11.239	57.160	1:24.187	49.892	168.7	16:08.698		
6	1	2:53.226	48.568	1:19.886	44.772	193.2	17:38.968	6	1	3:13.349	57.004	1:26.209	50.136	172.0	19:22.047		
7	1	2:50.472	48.571	1:17.382	44.519	196.4	20:29.440	7	1	3:35.131	56.846	1:27.060	1:11.225	170.3	22:57.178		
8	1	3:13.764	48.885	1:17.980	1:06.899	196.4	23:43.204										
19		1. Antoine MARTIN Mazda MX5 MK1 RPC							30		1. Théo DE FARIA BMW E36 M3 SC						
1	1	3:56.793	1:33.499	1:29.131	54.163	135.2	3:56.793	1	1	5:02.885	2:14.064			77.5	5:02.885		
2	1	3:18.423	58.516	1:27.113	52.794	162.2	7:15.216	2	1	3:04.943	50.645	1:25.860	48.438	198.2	8:07.828		
3	1	3:13.854	58.900	1:23.826	51.128	160.7	10:29.070	3	1	3:15.585	51.025			181.2	11:23.413		
4	1	3:18.092	58.723	1:24.596	54.773	159.1	13:47.162	4	1	5:13.954	3:06.568			180.0	16:37.367		
5	1	3:21.459	58.561	1:31.223	51.675	161.2	17:08.621	5	1	2:54.734	50.289			169.8	19:32.101		
6	1	3:16.208	57.804	1:27.569	50.835	164.1	20:24.829	6	1	2:56.996	49.585			185.6	22:29.097		
7	1	3:24.625	58.205	1:24.032	1:02.388	163.4	23:49.454	7	1	4:37.931	1:07.983			108.4	27:07.028		
21		1. Bernard ALEZRA Mazda MX5 MK1 RPC							32		1. Jérémy LEBOULENGER Mazda MX5 MK1 RPC						
1	1	3:47.928	1:12.813	1:35.911	59.204	137.6	3:47.928	1	1	3:32.292	1:09.742	1:30.129	52.421	147.1	3:32.292		
2	1	3:48.286	1:02.472	1:45.778	1:00.036	149.6	7:36.214	2	1	3:17.980	58.936	1:26.729	52.315	162.9	6:50.272		
3	1	3:45.048	1:04.352	1:40.505	1:00.191	142.7	11:21.262	3	1	3:21.031	59.726	1:27.092	54.213	160.5	10:11.303		
4	1	3:36.439	1:03.036	1:35.418	57.985	150.8	14:57.701	4	1	3:21.226	1:02.836	1:26.304	52.086	156.7	13:32.529		
5	1	3:39.150	1:02.728	1:36.236	1:00.186	145.7	18:36.851	5	1	3:19.503	59.297	1:27.746	52.460	164.1	16:52.032		
6	1	3:43.695	1:03.425	1:37.983	1:02.287	142.5	22:20.546	6	1	3:18.887	59.053	1:27.894	51.940	154.7	20:10.919		
7	1	4:42.150	1:10.491	1:58.483	1:33.176	109.2	27:02.696	7	1	3:33.084	59.068	1:26.263	1:07.753	162.2	23:44.003		
25		1. Arthur PIRIO Jidé Gordini SC							33		1. Mathis VISENTIN Mazda MX5 MK1 RPC						
1	1	3:20.094	50.383	1:38.158	51.553	128.4	3:20.094	1	1	3:18.895	1:00.822	1:26.282	51.791	146.9	3:18.895		
2	1	3:07.920	54.612	1:24.955	48.353	157.4	6:28.014	2	1	3:13.648	58.860	1:24.113	50.675	164.6	6:32.543		
3	1	3:01.135	52.804	1:21.901	46.430	177.6	9:29.149	3	1	3:12.609	57.437	1:24.191	50.981	165.6	9:45.152		
4	1	3:03.988	52.668	1:24.349	46.971	178.5	12:33.137	4	1	3:12.051	56.584	1:24.318	51.149	168.7	12:57.203		
5	1	3:03.170	52.569	1:22.474	48.127	192.9	15:36.307	5	1	3:14.988	59.648	1:23.711	51.629	161.4	16:12.191		
6	1	3:43.439	52.300	1:55.823	55.316	188.8	19:19.746	6	1	3:14.323	58.772	1:24.190	51.361	160.7	19:26.514		
7	1	6:05.575	2:58.626	1:41.214	1:25.735	160.2	25:25.321	7	1	3:14.356	59.010	1:23.471	51.875	163.1	22:40.870		



7-France Trophées SPA-2024

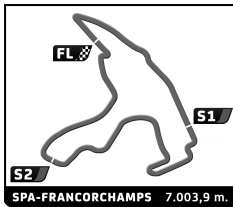
SUPERSPA

Qualifying

Sector Analysis

— Invalidated Lap ■ Personal Best ■ Session Best B Crossing the pit lane

Lap	D	Time	Sector 1	Sector 2	Sector 3	T.Spd	Elapsed	Lap	D	Time	Sector 1	Sector 2	Sector 3	T.Spd	Elapsed		
35		1.Yves LECOMTE Peugeot 504 coupé SC							51		1.Bertrand BOUCHEREAU Mazda MX5 MK1 RPC						
1	1	7:44.698	5:04.214	1:46.638	53.846	148.1	7:44.698	1	1	4:06.944	1:41.236	1:31.910	53.798	124.7	4:06.944		
2	1	3:27.720	59.225	1:35.472	53.023	160.2	11:12.418	2	1	3:14.252	58.788	1:24.402	51.062	152.3	6:36.733		
3	1	3:31.889	59.219	1:38.480	54.190	173.4	14:44.307	3	1	3:15.517	59.305	1:25.564	50.648	163.4	9:52.250		
4	1	3:27.203	58.968	1:35.139	53.096	157.7	18:11.510	4	1	3:13.734	57.927	1:24.609	51.198	169.8	13:05.984		
5	1	3:26.723	58.715	1:35.333	52.675	161.4	21:38.233	5	1	3:15.167	58.386	1:25.797	50.984	163.4	16:21.151		
6	1	4:14.525 B	1:00.405	1:45.833	1:28.287	147.1	25:52.758	6	1	3:14.051	58.073	1:24.607	51.371	161.9	19:35.202		
36		1.Vincent DELARCHE Caterham Superseven SC							54		1.Maxence REITZ Mazda MX5 MK1 RPC						
1	1	4:39.462	2:10.720	1:37.701	51.041	109.2	4:39.462	1	1	3:22.481	1:04.202	1:26.566	51.713	148.6	3:22.481		
2	1	2:47.338	47.752	1:16.707	42.879	210.5	7:26.800	2	1	3:14.252	58.788	1:24.402	51.062	152.3	6:36.733		
3	1	2:47.039	48.750	1:15.837	42.452	208.9	10:13.839	3	1	3:15.517	59.305	1:25.564	50.648	163.4	9:52.250		
4	1	2:45.094	47.958	1:13.879	43.257	208.1	12:58.933	4	1	3:13.734	57.927	1:24.609	51.198	169.8	13:05.984		
5	1	2:44.418	47.668	1:13.905	42.845	203.8	15:43.351	5	1	3:15.167	58.386	1:25.797	50.984	163.4	16:21.151		
6	1	2:43.719	47.120	1:14.148	42.451	198.2	18:27.070	6	1	3:14.051	58.073	1:24.607	51.371	161.9	19:35.202		
7	1	2:44.944	46.480	1:15.507	42.957	209.7	21:12.014	7	1	3:18.412	57.733	1:26.723	53.956	170.9	22:53.614		
8	1	3:26.747	47.338	1:24.624	1:14.785	208.9	24:38.761										
43		1.Jérôme DURVILLE Mazda MX5 MK1 RPC							55		1.Gil OKS Mazda MX5 MK1 RPC						
1	1	3:18.690	59.997	1:26.791	51.902	140.4	3:18.690	1	1	3:44.985	1:15.365	1:33.504	56.116	135.0	3:44.985		
2	1	3:13.660	58.971	1:24.000	50.689	165.9	6:32.350	2	1	3:22.107	59.961	1:28.109	54.037	160.7	7:07.092		
3	1	3:12.537	57.552	1:23.899	51.086	168.7	9:44.887	3	1	3:23.807	1:01.768	1:28.866	53.173	156.3	10:30.899		
4	1	3:12.221	56.747	1:24.318	51.156	172.8	12:57.108	4	1	3:23.913	1:02.361	1:28.742	52.810	157.9	13:54.812		
5	1	3:12.192	57.426	1:24.037	50.719	172.2	16:09.290	5	1	3:22.058	1:00.019	1:28.848	53.191	155.6	17:16.870		
6	1	3:14.410	56.859	1:26.415	51.136	161.4	19:23.700	6	1	3:26.988	1:03.728	1:29.465	53.795	151.0	20:43.858		
7	1	3:14.465	58.010	1:24.808	51.647	163.6	22:38.165	7	1	4:02.838 B	1:00.413	1:32.482	1:29.943	161.0	24:46.696		
44		1.Pierrick VULIN Caterham HPC SC							61		1.Philippe LABORIE Mazda MX5 MK1 RPC						
1	1	4:34.806	2:04.614	1:37.998	52.194	99.5	4:34.806	1	1	3:21.751	1:03.686	1:25.202	52.863	146.1	3:21.751		
2	1	3:00.409	52.267	1:21.297	46.845	186.9	7:35.215	2	1	3:15.191	59.274	1:24.284	51.633	162.2	6:36.942		
3	1	3:00.669	51.846	1:22.811	46.012	185.2	10:35.884	3	1	3:15.834	59.330	1:25.659	50.845	163.1	9:52.776		
4	1	2:56.492	51.821	1:18.877	45.794	179.4	13:32.376	4	1	3:13.477	57.555	1:24.871	51.051	156.7	13:06.253		
5	1	2:54.562	50.352	1:17.451	46.759	189.8	16:26.938	5	1	3:14.565	58.007	1:25.661	50.897	169.8	16:20.818		
6	1	2:54.895	50.910	1:18.127	45.858	190.8	19:21.833	6	1	3:14.171	58.283	1:24.240	51.648	170.3	19:34.989		
7	1	2:57.319	52.715	1:16.711	47.893	191.5	22:19.152	7	1	3:15.849	57.861	1:25.485	52.503	171.2	22:50.838		
8	1	3:57.899 B	1:01.379	1:38.483	1:18.037	122.6	26:17.051										
49		1.Eric DOUART BMW M3 E36 GTR SC							63		1.Eric MARTIN Mazda MX5 MK1 RPC						
1	1	4:03.389	1:45.175	1:31.159	47.055	149.0	4:03.389	1	1	3:57.112	1:35.193	1:27.757	54.162	147.3	3:57.112		
2	1	2:57.309	50.416	1:21.855	45.038	195.7	7:00.698	2	1	3:18.668	58.688	1:27.717	52.263	161.0	7:15.780		
3	1	2:51.692	48.480	1:19.916	43.296	194.2	9:52.390	3	1	3:15.205	58.856	1:24.816	51.533	163.4	10:30.985		
4	1	2:49.157	48.573	1:18.153	42.431	197.8	12:41.547	4	1	3:16.733	58.982	1:25.818	51.933	163.1	13:47.718		
5	1	2:49.502	47.623	1:19.077	42.802	179.1	15:31.049	5	1	3:19.900	58.225	1:26.737	54.938	157.0	17:07.618		
6	1	2:52.415	50.551	1:19.245	42.619	169.3	18:23.464	6	1	3:17.615	58.627	1:27.976	51.012	167.2	20:25.233		
7	1	2:50.776	47.108	1:20.219	43.449	211.4	21:14.240	7	1	3:26.224	57.973	1:24.638	1:03.613	159.3	23:51.457		
8	1	3:48.125 B	46.419	1:35.458	1:26.248	218.6	25:02.365										
74		1.François DARMET Mazda MX5 MK1 RPC							74		1.François DARMET Mazda MX5 MK1 RPC						
1	1	3:56.211	1:29.653	1:32.793	53.765	130.4	3:56.211	1	1	3:56.211	1:29.653	1:32.793	53.765	130.4	3:56.211		
2	1	3:30.579	59.047	1:38.560	52.972	163.6	7:26.790	2	1	3:30.579	59.047	1:38.560	52.972	163.6	7:26.790		
3	1	3:21.382	58.990	1:29.885	52.507	163.4	10:48.172	3	1	3:21.382	58.990	1:29.885	52.507	163.4	10:48.172		




7-France Trophées SPA-2024 SUPERSPA Qualifying

Sector Analysis

— Invalidated Lap ■ Personal Best ■ Session Best B Crossing the pit lane

Lap	D	Time	Sector 1	Sector 2	Sector 3	T.Spd	Elapsed	Lap	D	Time	Sector 1	Sector 2	Sector 3	T.Spd	Elapsed
76 1.Olivier HURÉ Caterham Seven SC															
1	1	4:42.138	2:08.375	1:39.101	54.662	115.8	4:42.138								
2	1	3:17.356	58.671	1:27.552	51.133	166.4	7:59.494								
3	1	3:25.628	58.137	1:33.630	53.861	162.2	11:25.122								
4	1	3:13.773	57.702	1:25.212	50.859	171.2	14:38.895								
5	1	3:16.856	57.647	1:27.709	51.500	173.6	17:55.751								
6	1	3:11.868	56.952	1:24.847	50.069	173.6	21:07.619								
7	1	4:01.299 B	56.581	1:35.290	1:29.428	175.3	25:08.918								
77 1.Olivier FORZANO Mazda MX5 MK1 RPC															
1	1	3:17.485	58.182			147.1	3:17.485								
2	1	3:12.204	57.204			163.4	6:29.689								
3	1	3:13.887	57.212			168.7	9:43.576								
4	1	3:12.326	57.868	1:23.674	50.784	165.4	12:55.902								
5	1	3:12.604	58.015			164.9	16:08.506								
6	1	3:13.221	57.376			169.3	19:21.727								
7	1	3:13.510	57.109			162.9	22:35.237								
81 1.Philippe SMANIOTTO BMW M3 E36 GTR SC															
1	1	4:22.974	1:49.762	1:40.512	52.700	134.3	4:22.974								
2	1	3:10.930	53.427	1:28.766	48.737	188.8	7:33.904								
3	1	3:01.740	51.209	1:24.497	46.034	185.2	10:35.644								
4	1	3:00.638	51.659	1:22.411	46.568	177.9	13:36.282								
5	1	2:56.265	50.161	1:20.838	45.266	175.9	16:32.547								
6	1	3:06.808	51.024	1:26.780	49.004	195.3	19:39.355								
7	1	3:06.552	53.105	1:24.933	48.514	177.6	22:45.907								
84 1.Sébastien MATHIEU Porsche 997 GT3 Cup SC															
1	1	4:07.678	1:54.615	1:29.908	43.155	110.2	4:07.678								
2	1	2:49.227	47.241	1:18.698	43.288	206.5	6:56.905								
3	1	2:45.246	45.780	1:16.672	42.794	223.1	9:42.151								
4	1	2:40.891	44.985	1:15.014	40.892	225.5	12:23.042								
5	1	2:37.783	44.900	1:12.957	39.926	217.3	15:00.825								
6	1	2:44.595	45.570	1:16.634	42.391	200.7	17:45.420								
7	1	7:09.645 B	4:24.534	1:30.166	1:14.945	205.7	24:55.065								
87 1.Patrick FUET BMW E36 C SC															
1	1	6:46.539	4:21.797	1:32.596	52.146	150.6	6:46.539								
2	1	3:01.197	51.198	1:24.529	45.470	165.4	9:47.736								
3	1	2:53.273	49.419	1:19.324	44.530	187.8	12:41.009								
4	1	2:49.345	47.897	1:18.492	42.956	178.5	15:30.354								
5	1	2:54.047	52.409	1:18.608	43.030	173.1	18:24.401								
99 1.Léo BOURGET Mazda MX5 MK1 RPC															
1	1	19:35.487					19:35.487								
2	1	3:15.796	57.619	1:26.893	51.284	170.1	22:51.283								
169 1.Pascal FACHINETTI Chevrolet Camaro SC															
1	1	4:22.901	1:58.484	1:32.023	52.394	107.4	4:22.901								
2	1	3:02.863	49.252	1:25.382	48.229	176.2	7:25.764								
3	1	2:51.979	48.009	1:20.506	43.464	186.5	10:17.743								
4	1	2:50.545	48.669	1:18.013	43.863	189.5	13:08.288								
5	1	2:52.016	48.167	1:19.370	44.479	180.6	16:00.304								
6	1	3:01.557	48.469	1:22.430	50.658	198.5	19:01.861								
7	1	2:56.060	48.498	1:20.453	47.109	192.9	21:57.921								
8	1	3:57.162 B	48.873	1:38.673	1:29.616	175.0	25:55.083								
177 1.Henri LAIGNEL Mazda MX5 MK1 RPC															
1	1	3:48.510	1:19.333	1:32.106	57.071	135.2	3:48.510								
2	1	3:29.747	1:02.254	1:33.507	53.986	151.5	7:18.257								
3	1	3:33.042	1:03.618	1:33.817	55.607	149.0	10:51.299								
4	1	3:26.934	1:02.089	1:30.289	54.556	151.5	14:18.233								
5	1	3:28.153	1:02.371	1:31.132	54.650	149.2	17:46.386								
6	1	3:28.148	1:02.309	1:31.276	54.563	150.2	21:14.534								
7	1	4:09.213 B	1:02.377	1:41.427	1:25.409	151.3	25:23.747								
187 1.Guy FASTRÉS BMW M3 E30 SC															
1	1	5:28.014	2:59.414	1:33.269	55.331	139.4	5:28.014								
2	1	2:57.291	52.830	1:20.426	44.035	197.4	8:25.305								
3	1	2:49.100	47.659	1:15.853	45.588	185.9	11:14.405								
4	1	2:46.843	47.336	1:16.070	43.437	208.9	14:01.248								
5	1	4:21.624 B	2:20.747	1:17.997	42.880	172.8	18:22.872								
6	1	3:09.523	47.996	1:36.314	45.213	197.8	21:32.395								
7	1	3:37.729 B	47.647	1:29.942	1:20.140	200.0	25:10.124								
188 1.Michaël BLANC Mazda MX5 MK1 RPC															
1	1	3:25.673	1:06.411	1:28.545	50.717	137.8	3:25.673								
2	1	3:12.367	57.124	1:24.482	50.761	167.7	6:38.040								
3	1	3:12.097	57.884	1:23.621	50.592	166.2	9:50.137								
4	1	3:12.359	57.724	1:23.907	50.728	163.6	13:02.496								
5	1	3:12.553	57.312	1:24.451	50.790	168.2	16:15.049								
6	1	3:10.851	57.488	1:23.125	50.238	166.4	19:25.900								
7	1	3:11.387	57.288	1:23.583	50.516	167.4	22:37.287								
312 1.Nicolas GRUÉ Chevrolet Monza SC															
1	1	3:15.471	52.570	1:33.337	49.564	145.7	3:15.471								




7-France Trophées SPA-2024 SUPERSPA Qualifying

Sector Analysis

— Invalidated Lap ■ Personal Best ■ Session Best B Crossing the pit lane

Lap	D	Time	Sector 1	Sector 2	Sector 3	T.Spd	Elapsed	Lap	D	Time	Sector 1	Sector 2	Sector 3	T.Spd	Elapsed
319 1.Pierre-Yves GAUTIER Porsche 964 SC															
1	1	5:38.308	2:55.803			136.5	5:38.308	1	1	4:19.999	1:36.994	1:45.766	57.239	75.6	4:19.999
2	1	3:40.708	1:02.595			137.4	9:19.016	2	1	3:17.655	1:00.696	1:27.139	49.820	169.0	7:37.654
3	1	3:38.192	1:01.268			145.6	12:57.208	3	1	3:12.490	56.426	1:26.623	49.441	183.1	10:50.144
4	1	3:30.176	1:00.868			159.8	16:27.384	4	1	3:09.023	55.294	1:24.423	49.306	184.3	13:59.167
5	1	3:28.176	58.408			168.7	19:55.560	5	1	3:10.815	55.297	1:25.593	49.925	184.9	17:09.982
6	1	3:43.326	57.654			190.5	23:38.886	6	1	3:10.738	55.750	1:24.958	50.030	182.4	20:20.720
								7	1	3:25.093	55.645	1:24.743	1:04.705	183.7	23:45.813
343 1.Dean RIMBERT BMW 318 is SC															
1	1	7:39.503	5:21.695	1:28.651	49.157	137.4	7:39.503								
2	1	3:04.145	53.430	1:23.050	47.665	170.1	10:43.648								
3	1	2:58.333	52.368	1:19.566	46.399	190.8	13:41.981								
4	1	2:58.091	52.306	1:19.845	45.940	191.5	16:40.072								
5	1	4:52.078 B	2:43.276	1:21.093	47.709	175.9	21:32.150								
6	1	3:54.521 B	52.270	1:35.736	1:26.515	191.5	25:26.671								
377 1.Laurent TRICHET Lotus Elise S1 SC															
1	1	4:40.929	2:13.472	1:37.067	50.390	109.3	4:40.929								
2	1	3:01.513	52.323	1:22.545	46.645	198.9	7:42.442								
3	1	2:58.400	50.282	1:21.639	46.479	206.5	10:40.842								
4	1	2:58.280	51.012	1:20.853	46.415	200.7	13:39.122								
5	1	2:55.144	49.832	1:19.602	45.710	204.2	16:34.266								
6	1	2:56.656	50.900	1:20.837	44.919	208.5	19:30.922								
7	1	2:57.121	49.255	1:22.355	45.511	205.3	22:28.043								
8	1	4:36.299 B	1:07.691	1:54.440	1:34.168	104.3	27:04.342								
399 1.Franck HARDONNIERE Porsche 911 SC															
1	1	4:38.135	2:06.580	1:39.913	51.642	114.3	4:38.135								
2	1	3:12.611	56.344	1:26.276	49.991	192.9	7:50.746								
3	1	3:14.158	55.264	1:29.336	49.558	184.9	11:04.904								
4	1	3:08.176	54.646	1:24.771	48.759	192.9	14:13.080								
5	1	3:10.778	54.422	1:26.306	50.050	191.5	17:23.858								
6	1	3:05.865	54.605	1:23.287	47.973	193.5	20:29.723								
7	1	3:33.469	54.697	1:25.387	1:13.385	192.2	24:03.192								
707 1.Florian POZZOBON Alfa Romeo 156 SB2															
1	1	4:04.128	1:32.565	1:37.795	53.768	125.3	4:04.128								
2	1	3:21.444	1:02.642	1:27.541	51.261	165.1	7:25.572								
3	1	3:20.359	56.981	1:31.720	51.658	165.6	10:45.931								
4	1	3:12.015	56.250	1:25.594	50.171	177.3	13:57.946								
5	1	3:11.477	56.057	1:25.109	50.311	177.9	17:09.423								
6	1	3:12.651	56.185			180.3	20:22.074								
7	1	3:24.337	55.976	1:25.117	1:03.244	178.5	23:46.411								
711 1.Paul SANTOS BMW 320i SB2															
1	1	4:19.999	1:36.994	1:45.766	57.239	75.6	4:19.999								
2	1	3:17.655	1:00.696	1:27.139	49.820	169.0	7:37.654								
3	1	3:12.490	56.426	1:26.623	49.441	183.1	10:50.144								
4	1	3:09.023	55.294	1:24.423	49.306	184.3	13:59.167								
5	1	3:10.815	55.297	1:25.593	49.925	184.9	17:09.982								
6	1	3:10.738	55.750	1:24.958	50.030	182.4	20:20.720								
7	1	3:25.093	55.645	1:24.743	1:04.705	183.7	23:45.813								
714 1.Frédéric GRAND Honda Accord SB2															
1	1	11:10.718					11:10.718								
2	1	3:13.226					14:23.944								
3	1	3:13.727					17:37.671								
4	1	3:15.201					20:52.872								
5	1	4:13.783 B					25:06.655								
716 1.Nadege CERON BMW 320i SB2															
1	1	4:24.455	1:33.901	1:48.123	1:02.431	101.9	4:24.455								
2	1	3:31.985	1:03.642	1:34.522	53.821	163.9	7:56.440								
3	1	3:27.463	1:00.339	1:32.220	54.904	167.2	11:23.903								
4	1	3:28.340	1:01.755	1:32.262	54.323	167.7	14:52.243								
5	1	3:22.968	1:01.076	1:28.283	53.609	172.8	18:15.211								
6	1	3:22.496	58.436	1:29.272	54.788	174.8	21:37.707								
7	1	4:13.028 B	1:00.425	1:42.676	1:29.927	158.6	25:50.735								
726 1.Fabien BARIZZA Mazda Xedos SB2															
1	1	3:58.548	1:29.076	1:35.825	53.647	122.9	3:58.548								
2	1	3:25.796	59.846	1:33.471	52.479	167.4	7:24.344								
3	1	3:19.730	58.196	1:29.762	51.772	172.5	10:44.074								
4	1	3:19.012	58.461	1:28.400	52.151	172.0	14:03.086								
5	1	3:18.288	58.060	1:28.316	51.912	174.2	17:21.374								
6	1	3:20.929	59.521	1:28.853	52.555	174.8	20:42.303								
7	1	3:34.677	58.588	1:32.013	1:04.076	173.9	24:16.980								
742 1.Florian CABARROU BMW 320i SB2															
1	1	3:25.192	1:08.464	1:26.124	50.604	150.2	3:25.192								
2	1	3:08.328	55.717	1:23.134	49.477	177.9	6:33.520								
3	1	3:09.175	56.362	1:23.272	49.541	179.7	9:42.695								
4	1	3:10.024	56.028	1:23.739	50.257	179.7	12:52.719								
5	1	3:08.458	55.647	1:23.320	49.491	180.3	16:01.177								
6	1	3:59.167	1:06.947	1:56.905	55.315	118.7	20:00.344								
7	1	3:14.807	55.736	1:23.069	56.002	181.8	23:15.151								



7-France Trophées SPA-2024 SUPERSPA Qualifying

Sector Analysis

— Invalidated Lap ■ Personal Best ■ Session Best B Crossing the pit lane

Lap	D	Time	Sector 1	Sector 2	Sector 3	T.Spd	Elapsed	Lap	D	Time	Sector 1	Sector 2	Sector 3	T.Spd	Elapsed
767		1.Frédéric HEBETTE		Renault Laguna SB2											
1	1	3:44.080	1:21.504	1:30.205	52.371	151.0	3:44.080								
2	1	3:16.761	58.391	1:27.706	50.664	173.1	7:00.841								
3	1	3:17.700	57.943	1:28.857	50.900	173.9	10:18.541								
4	1	3:16.650	57.149	1:27.600	51.901	174.8	13:35.191								
5	1	3:18.157	59.000	1:28.377	50.780	176.5	16:53.348								
6	1	3:15.742	57.181	1:27.940	50.621	177.6	20:09.090								
7	1	3:33.179	57.531	1:27.350	1:08.298	177.0	23:42.269								
775		1.Aurélien LETHEUX		Renault Laguna SB2											
1	1	4:06.256	1:32.089	1:37.912	56.255	125.0	4:06.256								
2	1	3:27.595	1:00.636	1:32.246	54.713	149.6	7:33.851								
3	1	3:20.723	58.467	1:30.481	51.775	159.1	10:54.574								
4	1	3:18.070	58.010	1:28.650	51.410	175.3	14:12.644								
785		1.Claude CRASSON		BMW 318is SB2											
1	1	3:54.808	1:24.355	1:37.742	52.711	113.4	3:54.808								
2	1	3:14.358	56.581	1:27.505	50.272	172.0	7:09.166								
3	1	3:14.417	57.618	1:26.063	50.736	173.9	10:23.583								
4	1	3:12.149	56.484	1:25.362	50.303	175.0	13:35.732								
5	1	3:11.723	56.245	1:25.241	50.237	179.1	16:47.455								
6	1	3:15.233	57.030	1:27.200	51.003	175.0	20:02.688								
7	1	3:35.343	57.134	1:26.881	1:11.328	175.6	23:38.031								
790		1.Pierre-Adrien FERRY		BMW 318is SB2											
1	1	3:41.786	1:19.881	1:30.132	51.773	132.0	3:41.786								
2	1	3:14.901	57.509	1:26.409	50.983	169.8	6:56.687								
3	1	3:13.460	56.887	1:25.771	50.802	173.9	10:10.147								
4	1	3:13.524	56.593	1:25.227	51.704	174.2	13:23.671								
5	1	3:14.022	57.445	1:25.855	50.722	171.4	16:37.693								
6	1	3:13.868	57.075	1:25.524	51.269	173.4	19:51.561								
7	1	3:20.578	56.932	1:25.537	58.109	175.9	23:12.139								