

# 4-ACNN/DNRT-MAX5 Racing & Westfield


## SUPERSPA

### Race 2

### Sector Analysis

— Invalidated Lap    ■ Personal Best    ■ Session Best    B Crossing the pit lane

Lap	D	Time	Sector 1	Sector 2	Sector 3	T.Spd	Elapsed	Lap	D	Time	Sector 1	Sector 2	Sector 3	T.Spd	Elapsed	
<b>4</b>		1. Dirk BONENKAMP						Westfield Westfield								
1	1	3:03.009	56.013	1:21.898	45.098		3:03.009									
2	1	2:54.409	49.091	1:19.707	45.611	200.7	5:57.418									
3	1	2:53.800	50.502	<b>1:18.461</b>	44.837	201.5	8:51.218									
4	1	2:52.677	<b>48.961</b>	1:18.966	44.750	200.4	11:43.895									
5	1	<b>2:52.216</b>	48.999	1:18.611	<b>44.606</b>	198.9	14:36.111									
6	1	2:55.881	49.796	1:20.782	45.303	189.1	17:31.992									
7	1	2:53.954	49.628	1:19.369	44.957	202.2	20:25.946									
<b>6</b>		1. Leon VAN VERSEVELD						Mazda MX-5 Mazda								
1	1	4:27.379	2:13.515	1:24.158	49.706		4:27.379									
2	1	3:06.256	55.715	1:22.315	48.226	175.6	7:33.635									
3	1	3:06.529	56.081	<b>1:21.147</b>	49.301	170.6	10:40.164									
4	1	3:05.541	55.607	1:21.379	48.555	176.5	13:45.705									
5	1	3:06.081	55.612	1:21.409	49.060	177.3	16:51.786									
6	1	<b>3:04.843</b>	<b>55.541</b>	1:21.277	<b>48.025</b>	176.8	19:56.629									
7	1	3:06.813	56.256	1:21.274	49.283	170.6	23:03.442									
<b>10</b>		1. Nick VANLOMMELE						Westfield Westfield								
1	1	3:00.263	54.974	1:20.726	44.563		3:00.263									
2	1	2:52.198	49.644	1:18.033	44.521	193.2	5:52.461									
3	1	2:52.232	49.965	1:17.655	44.612	192.5	8:44.693									
4	1	<b>2:51.450</b>	49.567	<b>1:17.501</b>	<b>44.382</b>	198.5	11:36.143									
5	1	2:52.176	<b>49.280</b>	1:17.526	45.370	203.0	14:28.319									
6	1	2:55.669	53.177	1:18.103	44.389	187.8	17:23.988									
7	1	2:53.187	50.244	1:18.266	44.677	199.3	20:17.175									
<b>12</b>		1. Sander DULLAART						Westfield Westfield								
1	1	2:56.683	52.961	1:19.337	44.385		2:56.683									
2	1	2:52.880	49.809	1:18.911	44.160	203.0	5:49.563									
3	1	2:52.887	<b>49.347</b>	1:18.930	44.610	177.6	8:42.450									
4	1	2:58.989	56.507	1:17.686	44.796	194.6	11:41.439									
5	1	2:51.477	49.529	<b>1:16.974</b>	44.974	196.0	14:32.916									
6	1	2:51.688	49.853	1:17.803	44.032	190.1	17:24.604									
7	1	<b>2:51.035</b>	49.583	1:17.431	<b>44.021</b>	190.1	20:15.639									
<b>19</b>		1. Mats DE VEIJ						Mazda MX-5 Mazda								
1	1	4:27.707	2:12.966	1:23.786	50.955		4:27.707									
2	1	3:08.973	57.355	1:22.823	<b>48.795</b>	175.3	7:36.680									
3	1	3:06.925	55.483	1:22.336	49.106	175.6	10:43.605									
4	1	3:07.107	<b>55.405</b>	1:22.753	48.949	176.8	13:50.712									
5	1	3:06.947	55.437	1:22.522	48.988	170.6	16:57.659									
6	1	<b>3:06.622</b>	55.783	<b>1:21.903</b>	48.936	175.9	20:04.281									
7	1	3:07.530	55.649	1:22.975	48.906	174.8	23:11.811									
<b>20</b>		1. Lennart HIEMSTRA						Westfield Westfield								
1	1	2:57.817	54.111	1:19.429	44.277		2:57.817									
2	1	2:52.770	49.212	1:18.960	44.598	204.5	5:50.587									
3	1	2:52.864	49.287	1:18.460	45.117	201.5	8:43.451									
4	1	<b>2:50.856</b>	<b>49.130</b>	<b>1:17.591</b>	<b>44.135</b>	209.7	11:34.307									
5	1	2:54.646	49.383	1:18.565	46.698	201.5	14:28.953									
6	1	2:54.718	52.086	1:18.257	44.375	186.9	17:23.671									
7	1	2:52.608	50.055	1:17.630	44.923	200.0	20:16.279									
<b>021</b>		1. Koen GOOS						Mazda MX-5 Mazda								
1	1	4:33.963	2:15.501	1:27.470	<b>50.992</b>		4:33.963									
2	1	3:17.851	<b>58.216</b>	1:27.896	51.739	163.9	7:51.814									
3	1	3:17.193	58.938	1:26.574	51.681	161.0	11:09.007									
4	1	<b>3:16.509</b>	58.905	<b>1:26.051</b>	51.553	160.2	14:25.516									
5	1	3:24.001	59.159	1:30.421	54.421	165.6	17:49.517									
6	1	3:18.042	58.978	1:26.392	52.672	160.7	21:07.559									
<b>21</b>		1. Richard HELING						Westfield Westfield								
1	1	3:02.101	55.752	1:21.287	<b>45.062</b>		3:02.101									
<b>22</b>		1. Julian SIEMERINK						Mazda MX-5 Mazda								
1	1	4:27.673	2:13.177	1:25.102	49.394		4:27.673									
2	1	3:09.277	56.810	1:23.109	49.358	170.6	7:36.950									
3	1	3:06.923	<b>55.357</b>	1:21.864	49.702	175.3	10:43.873									
4	1	3:07.166	55.736	1:22.582	48.848	170.1	13:51.039									
5	1	3:06.803	56.607	<b>1:21.491</b>	<b>48.705</b>	159.1	16:57.842									
6	1	<b>3:06.674</b>	55.873	1:21.850	48.951	175.6	20:04.516									
<b>23</b>		1. Michiel VAN BEUZEKOM						Westfield Westfield								
1	1	3:09.139	59.233	1:23.625	46.281		3:09.139									
2	1	<b>2:57.862</b>	<b>50.890</b>	<b>1:21.038</b>	<b>45.934</b>	192.9	6:07.001									
3	1	2:58.555	51.081	1:21.357	46.117	189.5	9:05.556									
4	1	2:59.803	51.727	1:21.697	46.379	190.1	12:05.359									
5	1	2:59.675	51.945	1:21.766	45.964	189.5	15:05.034									
6	1	3:00.046	51.990	1:21.761	46.295	185.2	18:05.080									
7	1	3:00.189	51.619	1:21.690	46.880	188.8	21:05.269									
<b>24</b>		1. Guus HELING						Westfield Westfield								
1	1	2:56.423	54.022	<b>1:17.899</b>	44.502		2:56.423									
2	1	2:56.272	<b>49.682</b>	1:18.922	47.668	196.4	5:52.695									
3	1	<b>2:55.039</b>	52.994	1:18.004	<b>44.041</b>	182.7	8:47.734									
4	1	4:16.494 <b>B</b>	52.768	1:49.377	1:34.349	166.9	13:04.228									




# 4-ACNN/DNRT-MAX5 Racing & Westfield SUPERSPA Race 2

## Sector Analysis

— Invalidated Lap    ■ Personal Best    ■ Session Best    B Crossing the pit lane

Lap	D	Time	Sector 1	Sector 2	Sector 3	T.Spd	Elapsed	Lap	D	Time	Sector 1	Sector 2	Sector 3	T.Spd	Elapsed
<b>25</b> 1.Bente BOER Mazda MX-5 Mazda															
1	1	4:27.853	2:13.049	1:25.035	49.769		4:27.853								
2	1	3:07.764	56.539	1:22.493	48.732	172.8	7:35.617								
3	1	3:06.743	55.204	1:22.289	49.250	174.2	10:42.360								
4	1	3:07.239	56.257	1:22.585	48.397	169.8	13:49.599								
5	1	3:07.004	55.436	1:22.742	48.826	170.9	16:56.603								
6	1	3:06.059	55.900	1:21.837	48.322	175.3	20:02.662								
7	1	3:07.750	56.158	1:22.080	49.512	175.3	23:10.412								
<b>37</b> 1.Roel GREIJMANS Westfield Westfield															
1	1	3:03.810	56.409	1:21.880	45.521		3:03.810								
2	1	2:53.966	49.196	1:19.570	45.200	200.0	5:57.776								
3	1	2:54.165	51.035	1:18.679	44.451	191.2	8:51.941								
4	1	2:52.273	48.911	1:18.949	44.413	194.6	11:44.214								
5	1	2:52.270	48.822	1:18.913	44.535	204.5	14:36.484								
6	1	2:54.628	49.370	1:20.222	45.036	197.8	17:31.112								
7	1	2:54.352	49.735	1:19.646	44.971	193.2	20:25.464								
<b>31</b> 1.Floris DULLAART Westfield Westfield															
1	1	2:56.230	52.923	1:18.702	44.605		2:56.230								
2	1	2:52.791	49.809	1:17.775	45.207	192.2	5:49.021								
3	1	2:52.416	49.467	1:18.275	44.674	192.2	8:41.437								
4	1	2:52.393	50.256	1:17.814	44.323	194.2	11:33.830								
5	1	2:54.977	48.791	1:18.333	47.853	200.4	14:28.807								
6	1	2:54.318	51.866	1:17.514	44.938	184.6	17:23.125								
7	1	2:50.782	49.343	1:17.294	44.145	197.4	20:13.907								
<b>44</b> 1.Yannick REHORST Mazda MX-5 Mazda															
1	1	4:29.201	2:13.349	1:26.077	49.775		4:29.201								
2	1	3:06.611	55.421	1:22.554	48.636	177.6	7:35.812								
3	1	3:07.258	55.073	1:22.458	49.727	174.2	10:43.070								
4	1	3:06.728	55.771	1:22.525	48.432	178.2	13:49.798								
5	1	3:06.571	55.287	1:22.109	49.175	173.1	16:56.369								
6	1	3:06.962	56.242	1:21.837	48.883	174.8	20:03.331								
7	1	3:07.386	55.604	1:22.218	49.564	168.2	23:10.717								
<b>33</b> 1.David DE GROOT Westfield Westfield															
1	1	3:04.508	56.710	1:21.367	46.431		3:04.508								
2	1	2:55.298	50.790	1:19.660	44.848	195.7	5:59.806								
3	1	2:53.740	50.566	1:17.902	45.272	200.4	8:53.546								
4	1	2:52.635	50.162	1:17.864	44.609	198.2	11:46.181								
5	1	2:51.523	49.770	1:17.398	44.355	197.8	14:37.704								
6	1	2:57.337	51.133	1:20.852	45.352	198.9	17:35.041								
7	1	2:53.406	50.813	1:18.299	44.294	197.4	20:28.447								
<b>45</b> 1.Sergey KUKS Westfield Westfield															
1	1	3:04.662	58.930	1:20.119	45.613		3:04.662								
2	1	2:54.579	50.618	1:19.064	44.897	196.7	5:59.241								
3	1	2:53.376	50.396	1:18.232	44.748	197.1	8:52.617								
4	1	2:52.009	49.626	1:17.995	44.388	193.9	11:44.626								
5	1	2:52.560	49.160	1:18.668	44.732	202.6	14:37.186								
6	1	2:54.511	51.221	1:18.799	44.491	195.7	17:31.697								
7	1	2:54.478	50.169	1:19.309	45.000	200.0	20:26.175								
<b>52</b> 1.Wim BLOM Mazda MX-5 Mazda															
1	1	4:36.822	2:16.809	1:28.267	51.746		4:36.822								
2	1	3:19.548	59.901	1:28.123	51.524	164.1	7:56.370								
3	1	3:18.697	59.579	1:27.452	51.666	164.1	11:15.067								
4	1	3:17.557	59.299	1:26.831	51.427	163.1	14:32.624								
5	1	3:19.759	59.287	1:28.388	52.084	169.8	17:52.383								
6	1	3:17.266	59.288	1:26.274	51.704	164.9	21:09.649								
<b>34</b> 1.John PRONK Westfield Westfield															
1	1	3:00.825	54.618	1:20.825	45.382		3:00.825								
2	1	2:55.979	50.334	1:19.699	45.946	195.7	5:56.804								
3	1	2:53.597	50.474	1:18.460	44.663	191.8	8:50.401								
4	1	2:52.380	49.284	1:18.599	44.497	200.0	11:42.781								
5	1	2:53.967	50.197	1:19.186	44.584	194.2	14:36.748								
6	1	3:13.424	49.282	1:36.949	47.193	202.2	17:50.172								
7	1	2:56.223	51.178	1:19.518	45.527	191.2	20:46.395								
<b>35</b> 1.Elogio TRINIDAD Mazda MX-5 Mazda															
1	1	4:39.607	2:18.519	1:28.949	52.139		4:39.607								
2	1	3:19.149	59.390	1:27.878	51.881	166.9	7:58.756								
3	1	3:17.719	58.500	1:27.379	51.840	168.5	11:16.475								
4	1	3:20.050	58.170	1:29.157	52.723	169.5	14:36.525								
5	1	3:19.388	59.216	1:28.274	51.898	167.7	17:55.913								
6	1	3:19.536	58.252	1:28.716	52.568	168.7	21:15.449								
<b>55</b> 1.Robert ANDRIESEN Westfield Westfield															
1	1	3:01.381	54.986	1:21.830	44.565		3:01.381								
2	1	2:51.804	49.696	1:18.251	43.857	202.2	5:53.185								
3	1	2:51.255	49.419	1:17.930	43.906	201.1	8:44.440								
4	1	2:51.131	48.676	1:18.097	44.358	198.5	11:35.571								
5	1	2:52.960	48.857	1:18.237	45.866	202.2	14:28.531								
6	1	2:54.930	52.305	1:17.944	44.681	179.4	17:23.461								
7	1	2:51.322	50.407	1:17.112	43.803	198.5	20:14.783								




# 4-ACNN/DNRT-MAX5 Racing & Westfield SUPERSPA Race 2

## Sector Analysis

— Invalidated Lap    ■ Personal Best    ■ Session Best    ■ Crossing the pit lane

Lap	D	Time	Sector 1	Sector 2	Sector 3	T.Spd	Elapsed	Lap	D	Time	Sector 1	Sector 2	Sector 3	T.Spd	Elapsed																																																																																																																																																																																																																																																																																																																																																																																																																																																		
<b>56</b>	1. Eric SLIPHORST							Westfield Westfield	<b>75</b>	1. Roger WELARATNE							Westfield Westfield																																																																																																																																																																																																																																																																																																																																																																																																																																																
	1	1	2:58.001	54.320	1:19.684	43.997	208.1	2:58.001		2	1	2:51.835	49.057	1:18.536	44.242	202.2	5:49.836	3	1	2:52.910	49.454	1:18.836	44.620	200.7	8:42.746	4	1	2:51.268	49.346	1:17.696	44.226	202.6	11:34.014	5	1	2:53.944	49.051	1:18.464	46.429	176.5	14:27.958	6	1	2:54.335	52.337	1:17.185	44.813	193.9	17:22.293	7	1	2:51.756	49.783	1:16.977	44.996		20:14.049	<b>63</b>	1. Mies VAN GRUNSVEN							Westfield Westfield	<b>77</b>	1. Ronald LENTERS							Westfield Westfield	1	1	3:05.368	56.617	1:22.354	46.397	203.8	3:05.368	2	1	2:56.186	51.190	1:20.326	44.670	198.5	6:01.554	3	1	2:53.273	50.139	1:18.676	44.458	205.3	8:54.827	4	1	2:52.152	49.181	1:18.329	44.642	206.1	11:46.979	5	1	2:51.368	49.201	1:17.763	44.404	197.8	14:38.347	6	1	2:56.010	50.925	1:19.392	45.693	194.6	17:34.357	7	1	2:53.712	51.179	1:18.323	44.210		20:28.069	<b>67</b>	1. Edwin WEESIE							Westfield Westfield	<b>78</b>	1. Jan FRENSCH							Westfield Westfield	1	1	2:59.985	54.471	1:20.479	45.035	200.4	2:59.985	2	1	2:57.180	51.216	1:20.214	45.750	196.4	5:57.165	3	1	2:52.757	49.887	1:18.101	44.769	200.7	8:49.922	4	1	2:52.388	49.859	1:18.062	44.467	200.4	11:42.310	5	1	2:51.263	48.931	1:17.664	44.668	189.1	14:33.573	6	1	2:51.278	49.850	1:17.545	43.883	192.9	17:24.851	7	1	2:51.882	49.423	1:17.851	44.608		20:16.733	<b>71</b>	1. Willem VRIEND							Westfield Westfield	<b>80</b>	1. Chris SCHUTTERT							Mazda MX-5 Mazda	1	1	2:55.780	52.753	1:18.370	44.657	193.2	2:55.780	2	1	2:52.760	50.266	1:18.154	44.340	187.8	5:48.540	3	1	2:53.065	50.090	1:18.715	44.260	191.5	8:41.605	4	1	2:51.388	50.057	1:17.121	44.210	192.2	11:32.993	5	1	2:54.572	49.640	1:19.297	45.635	173.4	14:27.565	6	1	2:55.016	52.818	1:17.532	44.666	173.1	17:22.581	7	1	2:50.939	49.692	1:17.266	43.981	195.3	20:13.520	<b>73</b>	1. Raf LEMMENS							Mazda MX-5 Mazda	<b>82</b>	1. Maximiliaan VAN DEN DOI							Mazda MX-5 Mazda	1	1	4:30.520	2:16.109	1:24.961	49.450	174.2	4:30.520	2	1	3:08.054	55.864	1:22.898	49.292	172.0	7:38.574	3	1	3:08.077	55.596	1:23.011	49.470	173.4	10:46.651	4	1	3:08.351	55.917	1:23.152	49.282	173.1	13:55.002	5	1	3:07.926	56.017	1:22.564	49.345	173.1	17:02.928	6	1	3:07.932	55.993	1:22.538	49.401	172.0	20:10.860	7	1																																																																																																						
	2	1	2:51.835	49.057	1:18.536	44.242	202.2	5:49.836		3	1	2:52.910	49.454	1:18.836	44.620	200.7	8:42.746	4	1	2:51.268	49.346	1:17.696	44.226	202.6	11:34.014	5	1	2:53.944	49.051	1:18.464	46.429	176.5	14:27.958	6	1	2:54.335	52.337	1:17.185	44.813	193.9	17:22.293	7	1	2:51.756	49.783	1:16.977	44.996		20:14.049	<b>63</b>	1. Mies VAN GRUNSVEN								Westfield Westfield	<b>77</b>	1. Ronald LENTERS							Westfield Westfield	1	1	3:05.368	56.617	1:22.354	46.397	203.8	3:05.368	2	1	2:56.186	51.190	1:20.326	44.670	198.5	6:01.554	3	1	2:53.273	50.139	1:18.676	44.458	205.3	8:54.827	4	1	2:52.152	49.181	1:18.329	44.642	206.1	11:46.979	5	1	2:51.368	49.201	1:17.763	44.404	197.8	14:38.347	6	1	2:56.010	50.925	1:19.392	45.693	194.6	17:34.357	7	1	2:53.712	51.179	1:18.323	44.210		20:28.069	<b>67</b>	1. Edwin WEESIE							Westfield Westfield	<b>78</b>	1. Jan FRENSCH							Westfield Westfield	1	1	2:59.985	54.471	1:20.479	45.035	200.4	2:59.985	2	1	2:57.180	51.216	1:20.214	45.750	196.4	5:57.165	3	1	2:52.757	49.887	1:18.101	44.769	200.7	8:49.922	4	1	2:52.388	49.859	1:18.062	44.467	200.4	11:42.310	5	1	2:51.263	48.931	1:17.664	44.668	189.1	14:33.573	6	1	2:51.278	49.850	1:17.545	43.883	192.9	17:24.851	7	1	2:51.882	49.423	1:17.851	44.608		20:16.733	<b>71</b>	1. Willem VRIEND							Westfield Westfield	<b>80</b>	1. Chris SCHUTTERT							Mazda MX-5 Mazda	1	1	2:55.780	52.753	1:18.370	44.657	193.2	2:55.780	2	1	2:52.760	50.266	1:18.154	44.340	187.8	5:48.540	3	1	2:53.065	50.090	1:18.715	44.260	191.5	8:41.605	4	1	2:51.388	50.057	1:17.121	44.210	192.2	11:32.993	5	1	2:54.572	49.640	1:19.297	45.635	173.4	14:27.565	6	1	2:55.016	52.818	1:17.532	44.666	173.1	17:22.581	7	1	2:50.939	49.692	1:17.266	43.981	195.3	20:13.520	<b>73</b>	1. Raf LEMMENS							Mazda MX-5 Mazda	<b>82</b>	1. Maximiliaan VAN DEN DOI							Mazda MX-5 Mazda	1	1	4:30.520	2:16.109	1:24.961	49.450	174.2	4:30.520	2	1	3:08.054	55.864	1:22.898	49.292	172.0	7:38.574	3	1	3:08.077	55.596	1:23.011	49.470	173.4	10:46.651	4	1	3:08.351	55.917	1:23.152	49.282	173.1	13:55.002	5	1	3:07.926	56.017	1:22.564	49.345	173.1	17:02.928	6	1	3:07.932	55.993	1:22.538	49.401	172.0	20:10.860	7	1																																																																																																													
	3	1	2:52.910	49.454	1:18.836	44.620	200.7	8:42.746		4	1	2:51.268	49.346	1:17.696	44.226	202.6	11:34.014	5	1	2:53.944	49.051	1:18.464	46.429	176.5	14:27.958	6	1	2:54.335	52.337	1:17.185	44.813	193.9	17:22.293	7	1	2:51.756	49.783	1:16.977	44.996		20:14.049	<b>63</b>	1. Mies VAN GRUNSVEN								Westfield Westfield	<b>77</b>	1. Ronald LENTERS								Westfield Westfield	1	1	3:05.368	56.617	1:22.354		46.397	203.8	3:05.368	2	1	2:56.186	51.190	1:20.326	44.670	198.5	6:01.554	3	1	2:53.273	50.139	1:18.676	44.458	205.3	8:54.827	4	1	2:52.152	49.181	1:18.329	44.642	206.1	11:46.979	5	1	2:51.368	49.201	1:17.763	44.404	197.8	14:38.347	6	1	2:56.010	50.925	1:19.392	45.693	194.6	17:34.357	7	1	2:53.712	51.179	1:18.323	44.210		20:28.069	<b>67</b>	1. Edwin WEESIE							Westfield Westfield	<b>78</b>	1. Jan FRENSCH							Westfield Westfield	1	1	2:59.985	54.471		1:20.479	45.035	200.4	2:59.985	2	1	2:57.180	51.216	1:20.214	45.750	196.4	5:57.165	3	1	2:52.757	49.887	1:18.101	44.769	200.7	8:49.922	4	1	2:52.388	49.859	1:18.062	44.467	200.4	11:42.310	5	1	2:51.263	48.931	1:17.664	44.668	189.1	14:33.573	6	1	2:51.278	49.850	1:17.545	43.883	192.9	17:24.851	7	1	2:51.882	49.423	1:17.851	44.608		20:16.733	<b>71</b>	1. Willem VRIEND							Westfield Westfield	<b>80</b>	1. Chris SCHUTTERT							Mazda MX-5 Mazda	1	1	2:55.780		52.753	1:18.370	44.657	193.2	2:55.780	2	1	2:52.760	50.266	1:18.154	44.340	187.8	5:48.540	3	1	2:53.065	50.090	1:18.715	44.260	191.5	8:41.605	4	1	2:51.388	50.057	1:17.121	44.210	192.2	11:32.993	5	1	2:54.572	49.640	1:19.297	45.635	173.4	14:27.565	6	1	2:55.016	52.818	1:17.532	44.666	173.1	17:22.581	7	1	2:50.939	49.692	1:17.266	43.981	195.3	20:13.520	<b>73</b>	1. Raf LEMMENS							Mazda MX-5 Mazda	<b>82</b>	1. Maximiliaan VAN DEN DOI							Mazda MX-5 Mazda	1	1		4:30.520	2:16.109	1:24.961	49.450	174.2	4:30.520	2	1	3:08.054	55.864	1:22.898	49.292	172.0	7:38.574	3	1	3:08.077	55.596	1:23.011	49.470	173.4	10:46.651	4	1	3:08.351	55.917	1:23.152	49.282	173.1	13:55.002	5	1	3:07.926	56.017	1:22.564	49.345	173.1	17:02.928	6	1	3:07.932	55.993	1:22.538	49.401	172.0	20:10.860	7	1																																																																																																																
	4	1	2:51.268	49.346	1:17.696	44.226	202.6	11:34.014		5	1	2:53.944	49.051	1:18.464	46.429	176.5	14:27.958	6	1	2:54.335	52.337	1:17.185	44.813	193.9	17:22.293	7	1	2:51.756	49.783	1:16.977	44.996		20:14.049	<b>63</b>	1. Mies VAN GRUNSVEN								Westfield Westfield	<b>77</b>	1. Ronald LENTERS								Westfield Westfield	1	1	3:05.368	56.617		1:22.354		46.397	203.8	3:05.368	2	1	2:56.186		51.190	1:20.326	44.670	198.5	6:01.554	3	1	2:53.273	50.139	1:18.676	44.458	205.3	8:54.827	4	1	2:52.152	49.181	1:18.329	44.642	206.1	11:46.979	5	1	2:51.368	49.201	1:17.763	44.404	197.8	14:38.347	6	1	2:56.010	50.925	1:19.392	45.693	194.6	17:34.357	7	1	2:53.712	51.179	1:18.323	44.210		20:28.069	<b>67</b>	1. Edwin WEESIE							Westfield Westfield	<b>78</b>	1. Jan FRENSCH							Westfield Westfield	1		1		2:59.985	54.471	1:20.479	45.035	200.4	2:59.985		2	1	2:57.180	51.216	1:20.214	45.750	196.4	5:57.165	3	1	2:52.757	49.887	1:18.101	44.769	200.7	8:49.922	4	1	2:52.388	49.859	1:18.062	44.467	200.4	11:42.310	5	1	2:51.263	48.931	1:17.664	44.668	189.1	14:33.573	6	1	2:51.278	49.850	1:17.545	43.883	192.9	17:24.851	7	1	2:51.882	49.423	1:17.851	44.608		20:16.733	<b>71</b>	1. Willem VRIEND							Westfield Westfield		<b>80</b>	1. Chris SCHUTTERT								Mazda MX-5 Mazda	1	1	2:55.780	52.753	1:18.370		44.657	193.2	2:55.780	2	1	2:52.760	50.266	1:18.154	44.340	187.8	5:48.540	3	1	2:53.065	50.090	1:18.715	44.260	191.5	8:41.605	4	1	2:51.388	50.057	1:17.121	44.210	192.2	11:32.993	5	1	2:54.572	49.640	1:19.297	45.635	173.4	14:27.565	6	1	2:55.016	52.818	1:17.532	44.666	173.1	17:22.581	7	1	2:50.939	49.692	1:17.266	43.981	195.3	20:13.520	<b>73</b>	1. Raf LEMMENS							Mazda MX-5 Mazda	<b>82</b>	1. Maximiliaan VAN DEN DOI							Mazda MX-5 Mazda	1	1	4:30.520	2:16.109		1:24.961	49.450	174.2	4:30.520	2	1	3:08.054	55.864	1:22.898	49.292	172.0	7:38.574	3	1	3:08.077	55.596	1:23.011	49.470	173.4	10:46.651	4	1	3:08.351	55.917	1:23.152	49.282	173.1	13:55.002	5	1	3:07.926	56.017	1:22.564	49.345	173.1	17:02.928	6	1	3:07.932	55.993	1:22.538	49.401	172.0	20:10.860	7	1																																																																																																																		
	5	1	2:53.944	49.051	1:18.464	46.429	176.5	14:27.958		6	1	2:54.335	52.337	1:17.185	44.813	193.9	17:22.293	7	1	2:51.756	49.783	1:16.977	44.996		20:14.049	<b>63</b>	1. Mies VAN GRUNSVEN								Westfield Westfield	<b>77</b>	1. Ronald LENTERS								Westfield Westfield	1	1	3:05.368	56.617		1:22.354		46.397	203.8	3:05.368	2	1		2:56.186		51.190	1:20.326	44.670	198.5	6:01.554	3		1	2:53.273	50.139	1:18.676	44.458	205.3	8:54.827	4	1	2:52.152	49.181	1:18.329	44.642	206.1	11:46.979	5	1	2:51.368	49.201	1:17.763	44.404	197.8	14:38.347	6	1	2:56.010	50.925	1:19.392	45.693	194.6	17:34.357	7	1	2:53.712	51.179	1:18.323	44.210		20:28.069	<b>67</b>	1. Edwin WEESIE							Westfield Westfield	<b>78</b>	1. Jan FRENSCH							Westfield Westfield		1	1		2:59.985	54.471	1:20.479		45.035		200.4	2:59.985	2	1	2:57.180	51.216		1:20.214	45.750	196.4	5:57.165	3	1	2:52.757	49.887	1:18.101	44.769	200.7	8:49.922	4	1	2:52.388	49.859	1:18.062	44.467	200.4	11:42.310	5	1	2:51.263	48.931	1:17.664	44.668	189.1	14:33.573	6	1	2:51.278	49.850	1:17.545	43.883	192.9	17:24.851	7	1	2:51.882	49.423	1:17.851	44.608		20:16.733	<b>71</b>	1. Willem VRIEND								Westfield Westfield	<b>80</b>	1. Chris SCHUTTERT							Mazda MX-5 Mazda	1		1		2:55.780	52.753	1:18.370	44.657	193.2	2:55.780		2	1	2:52.760	50.266	1:18.154	44.340	187.8	5:48.540	3	1	2:53.065	50.090	1:18.715	44.260	191.5	8:41.605	4	1	2:51.388	50.057	1:17.121	44.210	192.2	11:32.993	5	1	2:54.572	49.640	1:19.297	45.635	173.4	14:27.565	6	1	2:55.016	52.818	1:17.532	44.666	173.1	17:22.581	7	1	2:50.939	49.692	1:17.266	43.981	195.3	20:13.520	<b>73</b>	1. Raf LEMMENS							Mazda MX-5 Mazda		<b>82</b>	1. Maximiliaan VAN DEN DOI								Mazda MX-5 Mazda	1	1	4:30.520	2:16.109	1:24.961		49.450	174.2	4:30.520	2	1	3:08.054	55.864	1:22.898	49.292	172.0	7:38.574	3	1	3:08.077	55.596	1:23.011	49.470	173.4	10:46.651	4	1	3:08.351	55.917	1:23.152	49.282	173.1	13:55.002	5	1	3:07.926	56.017	1:22.564	49.345	173.1	17:02.928	6	1	3:07.932	55.993	1:22.538	49.401	172.0	20:10.860	7	1																																																																																																																			
	6	1	2:54.335	52.337	1:17.185	44.813	193.9	17:22.293		7	1	2:51.756	49.783	1:16.977	44.996		20:14.049	<b>63</b>	1. Mies VAN GRUNSVEN								Westfield Westfield	<b>77</b>	1. Ronald LENTERS								Westfield Westfield	1	1	3:05.368	56.617		1:22.354		46.397	203.8	3:05.368	2	1		2:56.186		51.190	1:20.326	44.670	198.5	6:01.554		3		1	2:53.273	50.139	1:18.676	44.458	205.3		8:54.827	4	1	2:52.152	49.181	1:18.329	44.642	206.1	11:46.979	5	1	2:51.368	49.201	1:17.763	44.404	197.8	14:38.347	6	1	2:56.010	50.925	1:19.392	45.693	194.6	17:34.357	7	1	2:53.712	51.179	1:18.323	44.210		20:28.069	<b>67</b>	1. Edwin WEESIE							Westfield Westfield	<b>78</b>	1. Jan FRENSCH							Westfield Westfield		1	1		2:59.985	54.471		1:20.479	45.035		200.4	2:59.985	2		1		2:57.180	51.216	1:20.214	45.750	196.4	5:57.165		3	1	2:52.757	49.887	1:18.101	44.769	200.7	8:49.922	4	1	2:52.388	49.859	1:18.062	44.467	200.4	11:42.310	5	1	2:51.263	48.931	1:17.664	44.668	189.1	14:33.573	6	1	2:51.278	49.850	1:17.545	43.883	192.9	17:24.851	7	1	2:51.882	49.423	1:17.851	44.608		20:16.733	<b>71</b>	1. Willem VRIEND								Westfield Westfield	<b>80</b>	1. Chris SCHUTTERT								Mazda MX-5 Mazda	1		1	2:55.780		52.753		1:18.370	44.657	193.2	2:55.780	2	1		2:52.760	50.266	1:18.154	44.340	187.8	5:48.540	3	1	2:53.065	50.090	1:18.715	44.260	191.5	8:41.605	4	1	2:51.388	50.057	1:17.121	44.210	192.2	11:32.993	5	1	2:54.572	49.640	1:19.297	45.635	173.4	14:27.565	6	1	2:55.016	52.818	1:17.532	44.666	173.1	17:22.581	7	1	2:50.939	49.692	1:17.266	43.981	195.3	20:13.520	<b>73</b>	1. Raf LEMMENS							Mazda MX-5 Mazda	<b>82</b>	1. Maximiliaan VAN DEN DOI							Mazda MX-5 Mazda		1		1	4:30.520	2:16.109	1:24.961	49.450	174.2		4:30.520	2	1	3:08.054	55.864	1:22.898	49.292	172.0	7:38.574	3	1	3:08.077	55.596	1:23.011	49.470	173.4	10:46.651	4	1	3:08.351	55.917	1:23.152	49.282	173.1	13:55.002	5	1	3:07.926	56.017	1:22.564	49.345	173.1	17:02.928	6	1	3:07.932	55.993	1:22.538	49.401	172.0	20:10.860	7	1																																																																																																																					
	7	1	2:51.756	49.783	1:16.977	44.996		20:14.049		<b>63</b>	1. Mies VAN GRUNSVEN								Westfield Westfield	<b>77</b>	1. Ronald LENTERS								Westfield Westfield	1	1	3:05.368	56.617		1:22.354		46.397	203.8	3:05.368	2	1		2:56.186		51.190	1:20.326	44.670	198.5	6:01.554		3		1	2:53.273	50.139	1:18.676	44.458		205.3		8:54.827	4	1	2:52.152	49.181	1:18.329		44.642	206.1	11:46.979	5	1	2:51.368	49.201	1:17.763	44.404	197.8	14:38.347	6	1	2:56.010	50.925	1:19.392	45.693	194.6	17:34.357	7	1	2:53.712	51.179	1:18.323	44.210		20:28.069	<b>67</b>	1. Edwin WEESIE							Westfield Westfield	<b>78</b>	1. Jan FRENSCH							Westfield Westfield		1	1		2:59.985	54.471		1:20.479	45.035		200.4	2:59.985		2	1		2:57.180	51.216	1:20.214		45.750		196.4	5:57.165	3	1	2:52.757	49.887		1:18.101	44.769	200.7	8:49.922	4	1	2:52.388	49.859	1:18.062	44.467	200.4	11:42.310	5	1	2:51.263	48.931	1:17.664	44.668	189.1	14:33.573	6	1	2:51.278	49.850	1:17.545	43.883	192.9	17:24.851	7	1	2:51.882	49.423	1:17.851	44.608		20:16.733	<b>71</b>	1. Willem VRIEND								Westfield Westfield	<b>80</b>	1. Chris SCHUTTERT								Mazda MX-5 Mazda	1			1	2:55.780		52.753	1:18.370		44.657		193.2	2:55.780	2	1	2:52.760	50.266		1:18.154	44.340	187.8	5:48.540	3	1	2:53.065	50.090	1:18.715	44.260	191.5	8:41.605	4	1	2:51.388	50.057	1:17.121	44.210	192.2	11:32.993	5	1	2:54.572	49.640	1:19.297	45.635	173.4	14:27.565	6	1	2:55.016	52.818	1:17.532	44.666	173.1	17:22.581	7	1	2:50.939	49.692	1:17.266	43.981	195.3	20:13.520	<b>73</b>	1. Raf LEMMENS							Mazda MX-5 Mazda		<b>82</b>		1. Maximiliaan VAN DEN DOI							Mazda MX-5 Mazda		1		1	4:30.520	2:16.109	1:24.961	49.450	174.2		4:30.520	2	1	3:08.054	55.864	1:22.898	49.292	172.0	7:38.574	3	1	3:08.077	55.596	1:23.011	49.470	173.4	10:46.651	4	1	3:08.351	55.917	1:23.152	49.282	173.1	13:55.002	5	1	3:07.926	56.017	1:22.564	49.345	173.1	17:02.928	6	1	3:07.932	55.993	1:22.538	49.401	172.0	20:10.860	7	1																																																																																																																					
<b>63</b>	1. Mies VAN GRUNSVEN							Westfield Westfield	<b>77</b>		1. Ronald LENTERS								Westfield Westfield		1	1	3:05.368	56.617	1:22.354		46.397		203.8	3:05.368	2	1	2:56.186		51.190		1:20.326	44.670	198.5	6:01.554	3		1		2:53.273	50.139	1:18.676	44.458	205.3		8:54.827		4	1	2:52.152	49.181	1:18.329		44.642		206.1	11:46.979	5	1	2:51.368	49.201		1:17.763	44.404	197.8	14:38.347	6	1	2:56.010	50.925	1:19.392	45.693	194.6	17:34.357	7	1	2:53.712	51.179	1:18.323	44.210		20:28.069	<b>67</b>	1. Edwin WEESIE							Westfield Westfield	<b>78</b>	1. Jan FRENSCH							Westfield Westfield	1		1	2:59.985		54.471	1:20.479		45.035	200.4		2:59.985	2		1	2:57.180		51.216	1:20.214		45.750	196.4		5:57.165	3	1		2:52.757		49.887	1:18.101	44.769	200.7	8:49.922	4		1	2:52.388	49.859	1:18.062	44.467	200.4	11:42.310	5	1	2:51.263	48.931	1:17.664	44.668	189.1	14:33.573	6	1	2:51.278	49.850	1:17.545	43.883	192.9	17:24.851	7	1	2:51.882	49.423	1:17.851	44.608		20:16.733	<b>71</b>	1. Willem VRIEND							Westfield Westfield		<b>80</b>	1. Chris SCHUTTERT							Mazda MX-5 Mazda		1		1		2:55.780	52.753			1:18.370	44.657		193.2	2:55.780		2		1	2:52.760	50.266	1:18.154	44.340	187.8		5:48.540	3	1	2:53.065	50.090	1:18.715	44.260	191.5	8:41.605	4	1	2:51.388	50.057	1:17.121	44.210	192.2	11:32.993	5	1	2:54.572	49.640	1:19.297	45.635	173.4	14:27.565	6	1	2:55.016	52.818	1:17.532	44.666	173.1	17:22.581	7	1	2:50.939	49.692	1:17.266	43.981	195.3	20:13.520	<b>73</b>	1. Raf LEMMENS							Mazda MX-5 Mazda	<b>82</b>		1. Maximiliaan VAN DEN DOI							Mazda MX-5 Mazda		1		1		4:30.520		2:16.109	1:24.961	49.450	174.2	4:30.520	2		1	3:08.054	55.864	1:22.898	49.292	172.0	7:38.574	3	1	3:08.077	55.596	1:23.011	49.470	173.4	10:46.651	4	1	3:08.351	55.917	1:23.152	49.282	173.1	13:55.002	5	1	3:07.926	56.017	1:22.564	49.345	173.1	17:02.928	6	1	3:07.932	55.993	1:22.538	49.401	172.0	20:10.860	7	1																																																																																																																							
	<b>63</b>	1. Mies VAN GRUNSVEN									Westfield Westfield	<b>77</b>	1. Ronald LENTERS								Westfield Westfield																																																																																																																																																																																																																																																																																																																																																																																																																																												
		1	1	3:05.368	56.617	1:22.354	46.397	203.8			3:05.368		2	1	2:56.186	51.190	1:20.326		44.670		198.5	6:01.554	3	1	2:53.273		50.139		1:18.676	44.458	205.3	8:54.827	4		1		2:52.152	49.181	1:18.329	44.642	206.1		11:46.979		5	1	2:51.368	49.201	1:17.763	44.404	197.8		14:38.347	6	1	2:56.010	50.925	1:19.392	45.693	194.6	17:34.357	7	1	2:53.712	51.179	1:18.323	44.210		20:28.069	<b>67</b>	1. Edwin WEESIE							Westfield Westfield	<b>78</b>	1. Jan FRENSCH							Westfield Westfield		1	1	2:59.985	54.471	1:20.479	45.035		200.4		2:59.985	2	1		2:57.180	51.216		1:20.214	45.750		196.4	5:57.165		3	1		2:52.757	49.887		1:18.101	44.769		200.7	8:49.922		4	1	2:52.388	49.859	1:18.062		44.467	200.4	11:42.310	5	1	2:51.263	48.931	1:17.664	44.668	189.1	14:33.573	6	1	2:51.278	49.850	1:17.545	43.883	192.9	17:24.851	7	1	2:51.882	49.423	1:17.851	44.608		20:16.733	<b>71</b>	1. Willem VRIEND							Westfield Westfield	<b>80</b>	1. Chris SCHUTTERT								Mazda MX-5 Mazda	1	1	2:55.780		52.753	1:18.370	44.657			193.2	2:55.780		2		1		2:52.760		50.266		1:18.154		44.340	187.8	5:48.540		3	1		2:53.065	50.090	1:18.715	44.260	191.5	8:41.605	4	1	2:51.388	50.057	1:17.121	44.210	192.2	11:32.993	5	1	2:54.572	49.640	1:19.297	45.635	173.4	14:27.565	6	1	2:55.016	52.818	1:17.532	44.666	173.1	17:22.581	7	1	2:50.939	49.692	1:17.266	43.981	195.3	20:13.520	<b>73</b>	1. Raf LEMMENS							Mazda MX-5 Mazda	<b>82</b>	1. Maximiliaan VAN DEN DOI							Mazda MX-5 Mazda		1		1		4:30.520			2:16.109				1:24.961	49.450		174.2		4:30.520		2	1	3:08.054	55.864	1:22.898	49.292	172.0	7:38.574	3	1	3:08.077	55.596	1:23.011	49.470	173.4	10:46.651	4	1	3:08.351	55.917	1:23.152	49.282	173.1	13:55.002	5	1	3:07.926	56.017	1:22.564	49.345	173.1	17:02.928	6	1	3:07.932	55.993	1:22.538	49.401	172.0	20:10.860	7	1																																																																																																																																	
		2	1	2:56.186	51.190	1:20.326	44.670	198.5			6:01.554		3	1	2:53.273	50.139	1:18.676		44.458		205.3	8:54.827	4	1	2:52.152		49.181		1:18.329	44.642	206.1	11:46.979	5		1		2:51.368	49.201	1:17.763	44.404	197.8	14:38.347	6		1	2:56.010	50.925	1:19.392	45.693	194.6	17:34.357	7	1	2:53.712	51.179	1:18.323	44.210		20:28.069	<b>67</b>	1. Edwin WEESIE							Westfield Westfield	<b>78</b>		1. Jan FRENSCH							Westfield Westfield		1	1	2:59.985	54.471	1:20.479	45.035	200.4	2:59.985		2	1	2:57.180	51.216	1:20.214	45.750		196.4		5:57.165	3	1		2:52.757	49.887		1:18.101	44.769		200.7	8:49.922		4	1		2:52.388	49.859		1:18.062	44.467	200.4	11:42.310	5		1	2:51.263	48.931	1:17.664	44.668	189.1	14:33.573	6	1	2:51.278	49.850	1:17.545	43.883	192.9	17:24.851	7	1	2:51.882	49.423	1:17.851	44.608		20:16.733	<b>71</b>	1. Willem VRIEND							Westfield Westfield	<b>80</b>		1. Chris SCHUTTERT							Mazda MX-5 Mazda		1	1	2:55.780	52.753	1:18.370	44.657	193.2		2:55.780	2	1	2:52.760		50.266	1:18.154	44.340			187.8	5:48.540		3		1		2:53.065		50.090	1:18.715	44.260		191.5	8:41.605	4		1	2:51.388	50.057	1:17.121	44.210	192.2	11:32.993	5	1	2:54.572	49.640	1:19.297	45.635	173.4	14:27.565	6	1	2:55.016	52.818	1:17.532	44.666	173.1	17:22.581	7	1	2:50.939	49.692	1:17.266	43.981	195.3	20:13.520	<b>73</b>	1. Raf LEMMENS							Mazda MX-5 Mazda	<b>82</b>		1. Maximiliaan VAN DEN DOI							Mazda MX-5 Mazda		1	1	4:30.520	2:16.109	1:24.961		49.450	174.2		4:30.520		2		1			3:08.054	55.864			1:22.898	49.292		172.0		7:38.574	3	1	3:08.077	55.596	1:23.011	49.470	173.4	10:46.651	4	1	3:08.351	55.917	1:23.152	49.282	173.1	13:55.002	5	1	3:07.926	56.017	1:22.564	49.345	173.1	17:02.928	6	1	3:07.932	55.993	1:22.538	49.401	172.0	20:10.860	7	1																																																																																																																																										
		3	1	2:53.273	50.139	1:18.676	44.458	205.3			8:54.827		4	1	2:52.152	49.181	1:18.329		44.642		206.1	11:46.979	5	1	2:51.368		49.201		1:17.763	44.404	197.8	14:38.347	6	1	2:56.010		50.925	1:19.392	45.693	194.6	17:34.357	7	1	2:53.712	51.179	1:18.323	44.210		20:28.069	<b>67</b>	1. Edwin WEESIE							Westfield Westfield	<b>78</b>		1. Jan FRENSCH							Westfield Westfield			1	1	2:59.985	54.471	1:20.479	45.035	200.4	2:59.985		2	1	2:57.180	51.216	1:20.214	45.750	196.4	5:57.165		3	1	2:52.757	49.887	1:18.101	44.769		200.7		8:49.922	4	1		2:52.388	49.859		1:18.062	44.467		200.4	11:42.310		5	1	2:51.263	48.931	1:17.664		44.668	189.1	14:33.573	6	1	2:51.278	49.850	1:17.545	43.883	192.9	17:24.851	7	1	2:51.882	49.423	1:17.851	44.608		20:16.733	<b>71</b>	1. Willem VRIEND							Westfield Westfield	<b>80</b>		1. Chris SCHUTTERT							Mazda MX-5 Mazda			1	1	2:55.780	52.753	1:18.370	44.657	193.2	2:55.780		2	1	2:52.760	50.266	1:18.154	44.340	187.8		5:48.540	3	1	2:53.065		50.090	1:18.715	44.260			191.5	8:41.605		4		1	2:51.388	50.057		1:17.121	44.210	192.2		11:32.993	5	1	2:54.572	49.640	1:19.297	45.635	173.4	14:27.565	6	1	2:55.016	52.818	1:17.532	44.666	173.1	17:22.581	7	1	2:50.939	49.692	1:17.266	43.981	195.3	20:13.520	<b>73</b>	1. Raf LEMMENS							Mazda MX-5 Mazda	<b>82</b>		1. Maximiliaan VAN DEN DOI							Mazda MX-5 Mazda			1	1	4:30.520	2:16.109	1:24.961	49.450	174.2	4:30.520		2	1	3:08.054	55.864	1:22.898		49.292	172.0		7:38.574		3		1		3:08.077	55.596	1:23.011			49.470	173.4		10:46.651	4	1	3:08.351	55.917	1:23.152	49.282	173.1	13:55.002	5	1	3:07.926	56.017	1:22.564	49.345	173.1	17:02.928	6	1	3:07.932	55.993	1:22.538	49.401	172.0	20:10.860	7	1																																																																																																																																																				
		4	1	2:52.152	49.181	1:18.329	44.642	206.1			11:46.979		5	1	2:51.368	49.201	1:17.763		44.404		197.8	14:38.347	6	1	2:56.010	50.925	1:19.392		45.693	194.6	17:34.357	7	1	2:53.712	51.179	1:18.323	44.210		20:28.069	<b>67</b>	1. Edwin WEESIE							Westfield Westfield	<b>78</b>		1. Jan FRENSCH							Westfield Westfield			1	1	2:59.985	54.471	1:20.479	45.035	200.4	2:59.985			2	1	2:57.180	51.216	1:20.214	45.750	196.4	5:57.165		3	1	2:52.757	49.887	1:18.101	44.769	200.7	8:49.922		4	1	2:52.388	49.859	1:18.062	44.467		200.4		11:42.310	5	1		2:51.263	48.931		1:17.664	44.668	189.1	14:33.573	6		1	2:51.278	49.850	1:17.545	43.883	192.9	17:24.851	7	1	2:51.882	49.423	1:17.851	44.608		20:16.733	<b>71</b>	1. Willem VRIEND							Westfield Westfield	<b>80</b>		1. Chris SCHUTTERT							Mazda MX-5 Mazda			1	1	2:55.780	52.753	1:18.370	44.657	193.2	2:55.780			2	1	2:52.760	50.266	1:18.154	44.340	187.8	5:48.540		3	1	2:53.065	50.090	1:18.715	44.260	191.5		8:41.605	4	1	2:51.388		50.057	1:17.121	44.210			192.2	11:32.993	5	1		2:54.572	49.640	1:19.297		45.635	173.4	14:27.565	6	1	2:55.016	52.818	1:17.532	44.666	173.1	17:22.581	7	1	2:50.939	49.692	1:17.266	43.981	195.3	20:13.520	<b>73</b>	1. Raf LEMMENS							Mazda MX-5 Mazda	<b>82</b>		1. Maximiliaan VAN DEN DOI							Mazda MX-5 Mazda			1	1	4:30.520	2:16.109	1:24.961	49.450	174.2	4:30.520			2	1	3:08.054	55.864	1:22.898	49.292	172.0	7:38.574		3	1	3:08.077	55.596	1:23.011		49.470	173.4		10:46.651		4	1	3:08.351		55.917	1:23.152	49.282			173.1	13:55.002	5	1	3:07.926	56.017	1:22.564	49.345	173.1	17:02.928	6	1	3:07.932	55.993	1:22.538	49.401	172.0	20:10.860	7	1																																																																																																																																																														
		5	1	2:51.368	49.201	1:17.763	44.404	197.8			14:38.347		6	1	2:56.010	50.925	1:19.392	45.693	194.6		17:34.357	7	1	2:53.712	51.179	1:18.323	44.210		20:28.069	<b>67</b>	1. Edwin WEESIE							Westfield Westfield	<b>78</b>		1. Jan FRENSCH							Westfield Westfield			1	1	2:59.985	54.471	1:20.479	45.035	200.4	2:59.985			2	1	2:57.180	51.216	1:20.214	45.750	196.4	5:57.165			3	1	2:52.757	49.887	1:18.101	44.769	200.7	8:49.922		4	1	2:52.388	49.859	1:18.062	44.467	200.4	11:42.310		5	1	2:51.263	48.931	1:17.664	44.668		189.1		14:33.573	6	1	2:51.278	49.850	1:17.545		43.883	192.9	17:24.851	7	1	2:51.882	49.423	1:17.851	44.608		20:16.733	<b>71</b>	1. Willem VRIEND							Westfield Westfield	<b>80</b>		1. Chris SCHUTTERT							Mazda MX-5 Mazda			1	1	2:55.780	52.753	1:18.370	44.657	193.2	2:55.780			2	1	2:52.760	50.266	1:18.154	44.340	187.8	5:48.540			3	1	2:53.065	50.090	1:18.715	44.260	191.5	8:41.605		4	1	2:51.388	50.057	1:17.121	44.210	192.2		11:32.993	5	1	2:54.572		49.640	1:19.297	45.635	173.4		14:27.565	6	1	2:55.016		52.818	1:17.532	44.666	173.1	17:22.581	7	1	2:50.939	49.692	1:17.266	43.981	195.3	20:13.520	<b>73</b>	1. Raf LEMMENS							Mazda MX-5 Mazda	<b>82</b>		1. Maximiliaan VAN DEN DOI							Mazda MX-5 Mazda			1	1	4:30.520	2:16.109	1:24.961	49.450	174.2	4:30.520			2	1	3:08.054	55.864	1:22.898	49.292	172.0	7:38.574			3	1	3:08.077	55.596	1:23.011	49.470	173.4	10:46.651		4	1	3:08.351	55.917	1:23.152		49.282	173.1		13:55.002	5	1	3:07.926	56.017		1:22.564	49.345	173.1		17:02.928	6	1	3:07.932	55.993	1:22.538	49.401	172.0	20:10.860	7	1																																																																																																																																																																								
		6	1	2:56.010	50.925	1:19.392	45.693	194.6		17:34.357	7		1	2:53.712	51.179	1:18.323	44.210		20:28.069	<b>67</b>	1. Edwin WEESIE							Westfield Westfield	<b>78</b>		1. Jan FRENSCH							Westfield Westfield			1	1	2:59.985	54.471	1:20.479	45.035	200.4	2:59.985			2	1	2:57.180	51.216	1:20.214	45.750	196.4	5:57.165			3	1	2:52.757	49.887	1:18.101	44.769	200.7	8:49.922			4	1	2:52.388	49.859	1:18.062	44.467	200.4	11:42.310		5	1	2:51.263	48.931	1:17.664	44.668	189.1	14:33.573		6	1	2:51.278	49.850	1:17.545	43.883	192.9	17:24.851		7	1	2:51.882	49.423	1:17.851	44.608		20:16.733	<b>71</b>	1. Willem VRIEND							Westfield Westfield	<b>80</b>		1. Chris SCHUTTERT							Mazda MX-5 Mazda			1	1	2:55.780	52.753	1:18.370	44.657	193.2	2:55.780			2	1	2:52.760	50.266	1:18.154	44.340	187.8	5:48.540			3	1	2:53.065	50.090	1:18.715	44.260	191.5	8:41.605			4	1	2:51.388	50.057	1:17.121	44.210	192.2	11:32.993		5	1	2:54.572	49.640	1:19.297	45.635	173.4		14:27.565	6	1	2:55.016	52.818	1:17.532	44.666	173.1	17:22.581		7	1	2:50.939	49.692	1:17.266	43.981	195.3	20:13.520	<b>73</b>	1. Raf LEMMENS							Mazda MX-5 Mazda	<b>82</b>		1. Maximiliaan VAN DEN DOI							Mazda MX-5 Mazda			1	1	4:30.520	2:16.109	1:24.961	49.450	174.2	4:30.520			2	1	3:08.054	55.864	1:22.898	49.292	172.0	7:38.574			3	1	3:08.077	55.596	1:23.011	49.470	173.4	10:46.651			4	1	3:08.351	55.917	1:23.152	49.282	173.1	13:55.002		5	1	3:07.926	56.017	1:22.564		49.345	173.1	17:02.928	6	1	3:07.932	55.993	1:22.538		49.401	172.0	20:10.860	7	1																																																																																																																																																																																		
7		1	2:53.712	51.179	1:18.323	44.210		20:28.069	<b>67</b>	1. Edwin WEESIE							Westfield Westfield	<b>78</b>	1. Jan FRENSCH							Westfield Westfield	1	1			2:59.985	54.471	1:20.479	45.035	200.4	2:59.985	2	1			2:57.180	51.216	1:20.214	45.750	196.4	5:57.165	3	1			2:52.757	49.887	1:18.101	44.769	200.7	8:49.922	4	1			2:52.388	49.859	1:18.062	44.467	200.4	11:42.310	5	1			2:51.263	48.931	1:17.664	44.668	189.1	14:33.573	6	1		2:51.278	49.850	1:17.545	43.883	192.9	17:24.851	7	1	2:51.882	49.423	1:17.851	44.608		20:16.733	<b>71</b>	1. Willem VRIEND							Westfield Westfield	<b>80</b>	1. Chris SCHUTTERT							Mazda MX-5 Mazda	1	1	2:55.780			52.753	1:18.370	44.657	193.2	2:55.780	2	1	2:52.760			50.266	1:18.154	44.340	187.8	5:48.540	3	1	2:53.065			50.090	1:18.715	44.260	191.5	8:41.605	4	1	2:51.388			50.057	1:17.121	44.210	192.2	11:32.993	5	1	2:54.572			49.640	1:19.297	45.635	173.4	14:27.565	6	1	2:55.016		52.818	1:17.532	44.666	173.1	17:22.581	7	1	2:50.939	49.692	1:17.266	43.981	195.3	20:13.520	<b>73</b>	1. Raf LEMMENS							Mazda MX-5 Mazda	<b>82</b>	1. Maximiliaan VAN DEN DOI							Mazda MX-5 Mazda	1	1	4:30.520	2:16.109			1:24.961	49.450	174.2	4:30.520	2	1	3:08.054	55.864			1:22.898	49.292	172.0	7:38.574	3	1	3:08.077	55.596			1:23.011	49.470	173.4	10:46.651	4	1	3:08.351	55.917			1:23.152	49.282	173.1	13:55.002	5	1	3:07.926	56.017			1:22.564	49.345	173.1	17:02.928	6	1	3:07.932	55.993		1:22.538	49.401	172.0	20:10.860	7	1																																																																																																																																																																																																
<b>67</b>	1. Edwin WEESIE							Westfield Westfield		<b>78</b>	1. Jan FRENSCH								Westfield Westfield		1	1	2:59.985	54.471	1:20.479	45.035	200.4	2:59.985			2	1	2:57.180	51.216	1:20.214	45.750	196.4	5:57.165			3	1	2:52.757	49.887	1:18.101	44.769	200.7	8:49.922			4	1	2:52.388	49.859	1:18.062	44.467	200.4	11:42.310			5	1	2:51.263	48.931	1:17.664	44.668	189.1	14:33.573			6	1	2:51.278	49.850	1:17.545	43.883	192.9	17:24.851		7	1	2:51.882	49.423	1:17.851	44.608		20:16.733	<b>71</b>	1. Willem VRIEND							Westfield Westfield	<b>80</b>	1. Chris SCHUTTERT							Mazda MX-5 Mazda		1	1	2:55.780	52.753	1:18.370	44.657	193.2	2:55.780			2	1	2:52.760	50.266	1:18.154	44.340	187.8	5:48.540			3	1	2:53.065	50.090	1:18.715	44.260	191.5	8:41.605			4	1	2:51.388	50.057	1:17.121	44.210	192.2	11:32.993			5	1	2:54.572	49.640	1:19.297	45.635	173.4	14:27.565			6	1	2:55.016	52.818	1:17.532	44.666	173.1	17:22.581		7	1	2:50.939	49.692	1:17.266	43.981	195.3	20:13.520	<b>73</b>	1. Raf LEMMENS							Mazda MX-5 Mazda	<b>82</b>	1. Maximiliaan VAN DEN DOI							Mazda MX-5 Mazda		1	1	4:30.520	2:16.109	1:24.961	49.450	174.2	4:30.520			2	1	3:08.054	55.864	1:22.898	49.292	172.0	7:38.574			3	1	3:08.077	55.596	1:23.011	49.470	173.4	10:46.651			4	1	3:08.351	55.917	1:23.152	49.282	173.1	13:55.002			5	1	3:07.926	56.017	1:22.564	49.345	173.1	17:02.928			6	1	3:07.932	55.993	1:22.538	49.401	172.0	20:10.860		7	1																																																																																																																																																																																																				
	<b>67</b>	1. Edwin WEESIE									Westfield Westfield	<b>78</b>	1. Jan FRENSCH								Westfield Westfield																																																																																																																																																																																																																																																																																																																																																																																																																																												
		1	1	2:59.985	54.471	1:20.479	45.035	200.4			2:59.985		2	1	2:57.180	51.216	1:20.214		45.750		196.4	5:57.165	3	1	2:52.757	49.887	1:18.101	44.769			200.7	8:49.922	4	1	2:52.388	49.859	1:18.062	44.467			200.4	11:42.310	5	1	2:51.263	48.931	1:17.664	44.668			189.1	14:33.573	6	1	2:51.278	49.850	1:17.545	43.883		192.9	17:24.851	7	1	2:51.882	49.423	1:17.851	44.608		20:16.733	<b>71</b>	1. Willem VRIEND							Westfield Westfield	<b>80</b>	1. Chris SCHUTTERT							Mazda MX-5 Mazda		1	1	2:55.780	52.753	1:18.370		44.657	193.2		2:55.780	2	1	2:52.760	50.266		1:18.154	44.340		187.8	5:48.540	3	1	2:53.065	50.090	1:18.715	44.260			191.5	8:41.605	4	1	2:51.388	50.057	1:17.121	44.210			192.2	11:32.993	5	1	2:54.572	49.640	1:19.297	45.635			173.4	14:27.565	6	1	2:55.016	52.818	1:17.532	44.666		173.1	17:22.581	7	1	2:50.939	49.692	1:17.266	43.981	195.3	20:13.520	<b>73</b>	1. Raf LEMMENS							Mazda MX-5 Mazda	<b>82</b>	1. Maximiliaan VAN DEN DOI							Mazda MX-5 Mazda		1	1	4:30.520	2:16.109		1:24.961	49.450	174.2		4:30.520	2	1	3:08.054		55.864	1:22.898	49.292		172.0	7:38.574	3	1	3:08.077	55.596	1:23.011	49.470			173.4	10:46.651	4	1	3:08.351	55.917	1:23.152	49.282			173.1	13:55.002	5	1	3:07.926	56.017	1:22.564	49.345			173.1	17:02.928	6	1	3:07.932	55.993	1:22.538	49.401		172.0	20:10.860	7	1																																																																																																																																																																																																																						
		2	1	2:57.180	51.216	1:20.214	45.750	196.4			5:57.165		3	1	2:52.757	49.887	1:18.101		44.769		200.7	8:49.922	4	1	2:52.388	49.859	1:18.062	44.467			200.4	11:42.310	5	1	2:51.263	48.931	1:17.664	44.668			189.1	14:33.573	6	1	2:51.278	49.850	1:17.545	43.883		192.9	17:24.851	7	1	2:51.882	49.423	1:17.851	44.608		20:16.733	<b>71</b>	1. Willem VRIEND							Westfield Westfield	<b>80</b>		1. Chris SCHUTTERT							Mazda MX-5 Mazda		1	1	2:55.780	52.753	1:18.370	44.657	193.2	2:55.780		2	1	2:52.760	50.266	1:18.154		44.340	187.8		5:48.540	3	1	2:53.065	50.090		1:18.715	44.260		191.5	8:41.605	4	1	2:51.388	50.057	1:17.121	44.210			192.2	11:32.993	5	1	2:54.572	49.640	1:19.297	45.635			173.4	14:27.565	6	1	2:55.016	52.818	1:17.532	44.666		173.1	17:22.581	7	1	2:50.939	49.692	1:17.266	43.981	195.3	20:13.520	<b>73</b>	1. Raf LEMMENS							Mazda MX-5 Mazda	<b>82</b>		1. Maximiliaan VAN DEN DOI							Mazda MX-5 Mazda		1	1	4:30.520	2:16.109	1:24.961	49.450	174.2	4:30.520		2	1	3:08.054	55.864		1:22.898	49.292	172.0		7:38.574	3	1	3:08.077		55.596	1:23.011	49.470		173.4	10:46.651	4	1	3:08.351	55.917	1:23.152	49.282			173.1	13:55.002	5	1	3:07.926	56.017	1:22.564	49.345			173.1	17:02.928	6	1	3:07.932	55.993	1:22.538	49.401		172.0	20:10.860	7	1																																																																																																																																																																																																																																
		3	1	2:52.757	49.887	1:18.101	44.769	200.7			8:49.922		4	1	2:52.388	49.859	1:18.062		44.467		200.4	11:42.310	5	1	2:51.263	48.931	1:17.664	44.668			189.1	14:33.573	6	1	2:51.278	49.850	1:17.545	43.883		192.9	17:24.851	7	1	2:51.882	49.423	1:17.851	44.608		20:16.733	<b>71</b>	1. Willem VRIEND							Westfield Westfield	<b>80</b>		1. Chris SCHUTTERT							Mazda MX-5 Mazda			1	1	2:55.780	52.753	1:18.370	44.657	193.2	2:55.780		2	1	2:52.760	50.266	1:18.154	44.340	187.8	5:48.540		3	1	2:53.065	50.090	1:18.715		44.260	191.5		8:41.605	4	1	2:51.388	50.057		1:17.121	44.210		192.2	11:32.993	5	1	2:54.572	49.640	1:19.297	45.635			173.4	14:27.565	6	1	2:55.016	52.818	1:17.532	44.666		173.1	17:22.581	7	1	2:50.939	49.692	1:17.266	43.981	195.3	20:13.520	<b>73</b>	1. Raf LEMMENS							Mazda MX-5 Mazda	<b>82</b>		1. Maximiliaan VAN DEN DOI							Mazda MX-5 Mazda			1	1	4:30.520	2:16.109	1:24.961	49.450	174.2	4:30.520		2	1	3:08.054	55.864	1:22.898	49.292	172.0	7:38.574		3	1	3:08.077	55.596		1:23.011	49.470	173.4		10:46.651	4	1	3:08.351		55.917	1:23.152	49.282		173.1	13:55.002	5	1	3:07.926	56.017	1:22.564	49.345			173.1	17:02.928	6	1	3:07.932	55.993	1:22.538	49.401		172.0	20:10.860	7	1																																																																																																																																																																																																																																										
		4	1	2:52.388	49.859	1:18.062	44.467	200.4			11:42.310		5	1	2:51.263	48.931	1:17.664		44.668		189.1	14:33.573	6	1	2:51.278	49.850	1:17.545	43.883		192.9	17:24.851	7	1	2:51.882	49.423	1:17.851	44.608		20:16.733	<b>71</b>	1. Willem VRIEND							Westfield Westfield	<b>80</b>		1. Chris SCHUTTERT							Mazda MX-5 Mazda			1	1	2:55.780	52.753	1:18.370	44.657	193.2	2:55.780			2	1	2:52.760	50.266	1:18.154	44.340	187.8	5:48.540		3	1	2:53.065	50.090	1:18.715	44.260	191.5	8:41.605		4	1	2:51.388	50.057	1:17.121		44.210	192.2		11:32.993	5	1	2:54.572	49.640		1:19.297	45.635		173.4	14:27.565	6	1	2:55.016	52.818	1:17.532	44.666		173.1	17:22.581	7	1	2:50.939	49.692	1:17.266	43.981	195.3	20:13.520	<b>73</b>	1. Raf LEMMENS							Mazda MX-5 Mazda	<b>82</b>		1. Maximiliaan VAN DEN DOI							Mazda MX-5 Mazda			1	1	4:30.520	2:16.109	1:24.961	49.450	174.2	4:30.520			2	1	3:08.054	55.864	1:22.898	49.292	172.0	7:38.574		3	1	3:08.077	55.596	1:23.011	49.470	173.4	10:46.651		4	1	3:08.351	55.917		1:23.152	49.282	173.1		13:55.002	5	1	3:07.926		56.017	1:22.564	49.345		173.1	17:02.928	6	1	3:07.932	55.993	1:22.538	49.401		172.0	20:10.860	7	1																																																																																																																																																																																																																																																				
		5	1	2:51.263	48.931	1:17.664	44.668	189.1			14:33.573		6	1	2:51.278	49.850	1:17.545		43.883	192.9	17:24.851	7	1	2:51.882	49.423	1:17.851	44.608		20:16.733	<b>71</b>	1. Willem VRIEND							Westfield Westfield	<b>80</b>		1. Chris SCHUTTERT							Mazda MX-5 Mazda			1	1	2:55.780	52.753	1:18.370	44.657	193.2	2:55.780			2	1	2:52.760	50.266	1:18.154	44.340	187.8	5:48.540			3	1	2:53.065	50.090	1:18.715	44.260	191.5	8:41.605		4	1	2:51.388	50.057	1:17.121	44.210	192.2	11:32.993		5	1	2:54.572	49.640	1:19.297		45.635	173.4		14:27.565	6	1	2:55.016	52.818		1:17.532	44.666	173.1	17:22.581	7	1	2:50.939	49.692	1:17.266	43.981	195.3	20:13.520	<b>73</b>	1. Raf LEMMENS							Mazda MX-5 Mazda	<b>82</b>		1. Maximiliaan VAN DEN DOI							Mazda MX-5 Mazda			1	1	4:30.520	2:16.109	1:24.961	49.450	174.2	4:30.520			2	1	3:08.054	55.864	1:22.898	49.292	172.0	7:38.574			3	1	3:08.077	55.596	1:23.011	49.470	173.4	10:46.651		4	1	3:08.351	55.917	1:23.152	49.282	173.1	13:55.002		5	1	3:07.926	56.017		1:22.564	49.345	173.1		17:02.928	6	1	3:07.932		55.993	1:22.538	49.401	172.0	20:10.860	7	1																																																																																																																																																																																																																																																														
		6	1	2:51.278	49.850	1:17.545	43.883	192.9	17:24.851		7		1	2:51.882	49.423	1:17.851	44.608		20:16.733	<b>71</b>	1. Willem VRIEND							Westfield Westfield	<b>80</b>		1. Chris SCHUTTERT							Mazda MX-5 Mazda			1	1	2:55.780	52.753	1:18.370	44.657	193.2	2:55.780			2	1	2:52.760	50.266	1:18.154	44.340	187.8	5:48.540			3	1	2:53.065	50.090	1:18.715	44.260	191.5	8:41.605			4	1	2:51.388	50.057	1:17.121	44.210	192.2	11:32.993		5	1	2:54.572	49.640	1:19.297	45.635	173.4	14:27.565		6	1	2:55.016	52.818	1:17.532	44.666	173.1	17:22.581		7	1	2:50.939	49.692	1:17.266	43.981	195.3	20:13.520	<b>73</b>	1. Raf LEMMENS							Mazda MX-5 Mazda	<b>82</b>		1. Maximiliaan VAN DEN DOI							Mazda MX-5 Mazda			1	1	4:30.520	2:16.109	1:24.961	49.450	174.2	4:30.520			2	1	3:08.054	55.864	1:22.898	49.292	172.0	7:38.574			3	1	3:08.077	55.596	1:23.011	49.470	173.4	10:46.651			4	1	3:08.351	55.917	1:23.152	49.282	173.1	13:55.002		5	1	3:07.926	56.017	1:22.564	49.345	173.1	17:02.928		6	1	3:07.932	55.993	1:22.538	49.401	172.0	20:10.860		7	1																																																																																																																																																																																																																																																																								
7		1	2:51.882	49.423	1:17.851	44.608		20:16.733	<b>71</b>	1. Willem VRIEND							Westfield Westfield	<b>80</b>	1. Chris SCHUTTERT							Mazda MX-5 Mazda	1	1			2:55.780	52.753	1:18.370	44.657	193.2	2:55.780	2	1			2:52.760	50.266	1:18.154	44.340	187.8	5:48.540	3	1			2:53.065	50.090	1:18.715	44.260	191.5	8:41.605	4	1			2:51.388	50.057	1:17.121	44.210	192.2	11:32.993	5	1			2:54.572	49.640	1:19.297	45.635	173.4	14:27.565	6	1		2:55.016	52.818	1:17.532	44.666	173.1	17:22.581	7	1	2:50.939	49.692	1:17.266	43.981	195.3	20:13.520	<b>73</b>	1. Raf LEMMENS							Mazda MX-5 Mazda	<b>82</b>	1. Maximiliaan VAN DEN DOI							Mazda MX-5 Mazda	1	1	4:30.520			2:16.109	1:24.961	49.450	174.2	4:30.520	2	1	3:08.054			55.864	1:22.898	49.292	172.0	7:38.574	3	1	3:08.077			55.596	1:23.011	49.470	173.4	10:46.651	4	1	3:08.351			55.917	1:23.152	49.282	173.1	13:55.002	5	1	3:07.926			56.017	1:22.564	49.345	173.1	17:02.928	6	1	3:07.932		55.993	1:22.538	49.401	172.0	20:10.860	7	1																																																																																																																																																																																																																																																																																					
<b>71</b>	1. Willem VRIEND							Westfield Westfield		<b>80</b>	1. Chris SCHUTTERT								Mazda MX-5 Mazda		1	1	2:55.780	52.753	1:18.370	44.657	193.2	2:55.780			2	1	2:52.760	50.266	1:18.154	44.340	187.8	5:48.540			3	1	2:53.065	50.090	1:18.715	44.260	191.5	8:41.605			4	1	2:51.388	50.057	1:17.121	44.210	192.2	11:32.993			5	1	2:54.572	49.640	1:19.297	45.635	173.4	14:27.565			6	1	2:55.016	52.818	1:17.532	44.666	173.1	17:22.581		7	1	2:50.939	49.692	1:17.266	43.981	195.3	20:13.520	<b>73</b>	1. Raf LEMMENS							Mazda MX-5 Mazda	<b>82</b>	1. Maximiliaan VAN DEN DOI							Mazda MX-5 Mazda		1	1	4:30.520	2:16.109	1:24.961	49.450	174.2	4:30.520			2	1	3:08.054	55.864	1:22.898	49.292	172.0	7:38.574			3	1	3:08.077	55.596	1:23.011	49.470	173.4	10:46.651			4	1	3:08.351	55.917	1:23.152	49.282	173.1	13:55.002			5	1	3:07.926	56.017	1:22.564	49.345	173.1	17:02.928			6	1	3:07.932	55.993	1:22.538	49.401	172.0	20:10.860		7	1																																																																																																																																																																																																																																																																																										
	<b>71</b>	1. Willem VRIEND									Westfield Westfield	<b>80</b>	1. Chris SCHUTTERT								Mazda MX-5 Mazda																																																																																																																																																																																																																																																																																																																																																																																																																																												
		1	1	2:55.780	52.753	1:18.370	44.657	193.2			2:55.780		2	1	2:52.760	50.266	1:18.154		44.340		187.8	5:48.540	3	1	2:53.065	50.090	1:18.715	44.260			191.5	8:41.605	4	1	2:51.388	50.057	1:17.121	44.210			192.2	11:32.993	5	1	2:54.572	49.640	1:19.297	45.635			173.4	14:27.565	6	1	2:55.016	52.818	1:17.532	44.666		173.1	17:22.581	7	1	2:50.939	49.692	1:17.266	43.981	195.3	20:13.520	<b>73</b>	1. Raf LEMMENS							Mazda MX-5 Mazda	<b>82</b>	1. Maximiliaan VAN DEN DOI							Mazda MX-5 Mazda		1	1	4:30.520	2:16.109	1:24.961		49.450	174.2		4:30.520	2	1	3:08.054	55.864		1:22.898	49.292		172.0	7:38.574	3	1	3:08.077	55.596	1:23.011	49.470			173.4	10:46.651	4	1	3:08.351	55.917	1:23.152	49.282			173.1	13:55.002	5	1	3:07.926	56.017	1:22.564	49.345			173.1	17:02.928	6	1	3:07.932	55.993	1:22.538	49.401		172.0	20:10.860	7	1																																																																																																																																																																																																																																																																																																												
		2	1	2:52.760	50.266	1:18.154	44.340	187.8			5:48.540		3	1	2:53.065	50.090	1:18.715		44.260		191.5	8:41.605	4	1	2:51.388	50.057	1:17.121	44.210			192.2	11:32.993	5	1	2:54.572	49.640	1:19.297	45.635			173.4	14:27.565	6	1	2:55.016	52.818	1:17.532	44.666		173.1	17:22.581	7	1	2:50.939	49.692	1:17.266	43.981	195.3	20:13.520	<b>73</b>	1. Raf LEMMENS							Mazda MX-5 Mazda	<b>82</b>		1. Maximiliaan VAN DEN DOI							Mazda MX-5 Mazda		1	1	4:30.520	2:16.109	1:24.961	49.450	174.2	4:30.520		2	1	3:08.054	55.864	1:22.898		49.292	172.0		7:38.574	3	1	3:08.077	55.596		1:23.011	49.470		173.4	10:46.651	4	1	3:08.351	55.917	1:23.152	49.282			173.1	13:55.002	5	1	3:07.926	56.017	1:22.564	49.345			173.1	17:02.928	6	1	3:07.932	55.993	1:22.538	49.401		172.0	20:10.860	7	1																																																																																																																																																																																																																																																																																																																						
		3	1	2:53.065	50.090	1:18.715	44.260	191.5			8:41.605		4	1	2:51.388	50.057	1:17.121		44.210		192.2	11:32.993	5	1	2:54.572	49.640	1:19.297	45.635			173.4	14:27.565	6	1	2:55.016	52.818	1:17.532	44.666		173.1	17:22.581	7	1	2:50.939	49.692	1:17.266	43.981	195.3	20:13.520	<b>73</b>	1. Raf LEMMENS							Mazda MX-5 Mazda	<b>82</b>		1. Maximiliaan VAN DEN DOI							Mazda MX-5 Mazda			1	1	4:30.520	2:16.109	1:24.961	49.450	174.2	4:30.520		2	1	3:08.054	55.864	1:22.898	49.292	172.0	7:38.574		3	1	3:08.077	55.596	1:23.011		49.470	173.4		10:46.651	4	1	3:08.351	55.917		1:23.152	49.282		173.1	13:55.002	5	1	3:07.926	56.017	1:22.564	49.345			173.1	17:02.928	6	1	3:07.932	55.993	1:22.538	49.401		172.0	20:10.860	7	1																																																																																																																																																																																																																																																																																																																																
		4	1	2:51.388	50.057	1:17.121	44.210	192.2			11:32.993		5	1	2:54.572	49.640	1:19.297		45.635		173.4	14:27.565	6	1	2:55.016	52.818	1:17.532	44.666		173.1	17:22.581	7	1	2:50.939	49.692	1:17.266	43.981	195.3	20:13.520	<b>73</b>	1. Raf LEMMENS							Mazda MX-5 Mazda	<b>82</b>		1. Maximiliaan VAN DEN DOI							Mazda MX-5 Mazda			1	1	4:30.520	2:16.109	1:24.961	49.450	174.2	4:30.520			2	1	3:08.054	55.864	1:22.898	49.292	172.0	7:38.574		3	1	3:08.077	55.596	1:23.011	49.470	173.4	10:46.651		4	1	3:08.351	55.917	1:23.152		49.282	173.1		13:55.002	5	1	3:07.926	56.017		1:22.564	49.345		173.1	17:02.928	6	1	3:07.932	55.993	1:22.538	49.401		172.0	20:10.860	7	1																																																																																																																																																																																																																																																																																																																																										
		5	1	2:54.572	49.640	1:19.297	45.635	173.4			14:27.565		6	1	2:55.016	52.818	1:17.532		44.666	173.1	17:22.581	7	1	2:50.939	49.692	1:17.266	43.981	195.3	20:13.520	<b>73</b>	1. Raf LEMMENS							Mazda MX-5 Mazda	<b>82</b>		1. Maximiliaan VAN DEN DOI							Mazda MX-5 Mazda			1	1	4:30.520	2:16.109	1:24.961	49.450	174.2	4:30.520			2	1	3:08.054	55.864	1:22.898	49.292	172.0	7:38.574			3	1	3:08.077	55.596	1:23.011	49.470	173.4	10:46.651		4	1	3:08.351	55.917	1:23.152	49.282	173.1	13:55.002		5	1	3:07.926	56.017	1:22.564		49.345	173.1		17:02.928	6	1	3:07.932	55.993		1:22.538	49.401	172.0	20:10.860	7	1																																																																																																																																																																																																																																																																																																																																																				
		6	1	2:55.016	52.818	1:17.532	44.666	173.1	17:22.581		7		1	2:50.939	49.692	1:17.266	43.981	195.3	20:13.520	<b>73</b>	1. Raf LEMMENS							Mazda MX-5 Mazda	<b>82</b>		1. Maximiliaan VAN DEN DOI							Mazda MX-5 Mazda			1	1	4:30.520	2:16.109	1:24.961	49.450	174.2	4:30.520			2	1	3:08.054	55.864	1:22.898	49.292	172.0	7:38.574			3	1	3:08.077	55.596	1:23.011	49.470	173.4	10:46.651			4	1	3:08.351	55.917	1:23.152	49.282	173.1	13:55.002		5	1	3:07.926	56.017	1:22.564	49.345	173.1	17:02.928		6	1	3:07.932	55.993	1:22.538	49.401	172.0	20:10.860		7	1																																																																																																																																																																																																																																																																																																																																																														
7		1	2:50.939	49.692	1:17.266	43.981	195.3	20:13.520	<b>73</b>	1. Raf LEMMENS							Mazda MX-5 Mazda	<b>82</b>	1. Maximiliaan VAN DEN DOI							Mazda MX-5 Mazda	1	1			4:30.520	2:16.109	1:24.961	49.450	174.2	4:30.520	2	1			3:08.054	55.864	1:22.898	49.292	172.0	7:38.574	3	1			3:08.077	55.596	1:23.011	49.470	173.4	10:46.651	4	1			3:08.351	55.917	1:23.152	49.282	173.1	13:55.002	5	1			3:07.926	56.017	1:22.564	49.345	173.1	17:02.928	6	1		3:07.932	55.993	1:22.538	49.401	172.0	20:10.860	7	1																																																																																																																																																																																																																																																																																																																																																																										
<b>73</b>	1. Raf LEMMENS							Mazda MX-5 Mazda		<b>82</b>	1. Maximiliaan VAN DEN DOI								Mazda MX-5 Mazda		1	1	4:30.520	2:16.109	1:24.961	49.450	174.2	4:30.520			2	1	3:08.054	55.864	1:22.898	49.292	172.0	7:38.574			3	1	3:08.077	55.596	1:23.011	49.470	173.4	10:46.651			4	1	3:08.351	55.917	1:23.152	49.282	173.1	13:55.002			5	1	3:07.926	56.017	1:22.564	49.345	173.1	17:02.928			6	1	3:07.932	55.993	1:22.538	49.401	172.0	20:10.860		7	1																																																																																																																																																																																																																																																																																																																																																																																
	<b>73</b>	1. Raf LEMMENS									Mazda MX-5 Mazda	<b>82</b>	1. Maximiliaan VAN DEN DOI								Mazda MX-5 Mazda																																																																																																																																																																																																																																																																																																																																																																																																																																												
		1	1	4:30.520	2:16.109	1:24.961	49.450	174.2			4:30.520		2	1	3:08.054	55.864	1:22.898		49.292		172.0	7:38.574	3	1	3:08.077	55.596	1:23.011	49.470			173.4	10:46.651	4	1	3:08.351	55.917	1:23.152	49.282			173.1	13:55.002	5	1	3:07.926	56.017	1:22.564	49.345			173.1	17:02.928	6	1	3:07.932	55.993	1:22.538	49.401		172.0	20:10.860	7	1																																																																																																																																																																																																																																																																																																																																																																																																		
		2	1	3:08.054	55.864	1:22.898	49.292	172.0			7:38.574		3	1	3:08.077	55.596	1:23.011		49.470		173.4	10:46.651	4	1	3:08.351	55.917	1:23.152	49.282			173.1	13:55.002	5	1	3:07.926	56.017	1:22.564	49.345			173.1	17:02.928	6	1	3:07.932	55.993	1:22.538	49.401		172.0	20:10.860	7	1																																																																																																																																																																																																																																																																																																																																																																																																												
		3	1	3:08.077	55.596	1:23.011	49.470	173.4			10:46.651		4	1	3:08.351	55.917	1:23.152		49.282		173.1	13:55.002	5	1	3:07.926	56.017	1:22.564	49.345			173.1	17:02.928	6	1	3:07.932	55.993	1:22.538	49.401		172.0	20:10.860	7	1																																																																																																																																																																																																																																																																																																																																																																																																																						
		4	1	3:08.351	55.917	1:23.152	49.282	173.1			13:55.002		5	1	3:07.926	56.017	1:22.564		49.345		173.1	17:02.928	6	1	3:07.932	55.993	1:22.538	49.401		172.0	20:10.860	7	1																																																																																																																																																																																																																																																																																																																																																																																																																																
		5	1	3:07.926	56.017	1:22.564	49.345	173.1			17:02.928		6	1	3:07.932	55.993	1:22.538		49.401	172.0	20:10.860	7	1																																																																																																																																																																																																																																																																																																																																																																																																																																										
		6	1	3:07.932	55.993	1:22.538	49.401	172.0	20:10.860		7		1																																																																																																																																																																																																																																																																																																																																																																																																																																																				
7		1																																																																																																																																																																																																																																																																																																																																																																																																																																																															



# 4-ACNN/DNRT-MAX5 Racing & Westfield SUPERSPA Race 2

## Sector Analysis

\_ Invalidated Lap    
 ■ Personal Best    
 ■ Session Best    
 B Crossing the pit lane

Lap	D	Time	Sector 1	Sector 2	Sector 3	T.Sp	Elapsed	Lap	D	Time	Sector 1	Sector 2	Sector 3	T.Sp	Elapsed
<b>85</b>		1.Edward VAN DE WATER													
		Mazda MX-5 Mazda													
1	1	4:33.087	2:15.025	1:27.561	<b>50.501</b>		4:33.087								
2	1	3:16.080	58.916	1:26.579	50.585	163.9	7:49.167								
3	1	<b>3:15.477</b>	58.893	<b>1:25.897</b>	50.687	162.2	11:04.644								
4	1	3:15.881	58.848	1:26.481	50.552	162.9	14:20.525								
5	1	3:20.247	59.199	1:30.238	50.810	161.9	17:40.772								
6	1	3:15.561	<b>57.599</b>	1:27.181	50.781	164.9	20:56.333								
<b>99</b>		1.Peter CLAEYS													
		2.Peter CLAEYS													
		Westfield Westfield													
1	1	2:58.601	54.257	1:20.092	<b>44.252</b>		2:58.601								
2	1	2:52.444	49.065	1:18.778	44.601	205.7	5:51.045								
3	1	<b>2:52.113</b>	<b>49.057</b>	1:18.527	44.529	198.5	8:43.158								
4	1	2:52.750	49.192	1:18.511	45.047	200.4	11:35.908								
5	1	2:53.558	49.454	1:18.388	45.716	204.2	14:29.466								
6	1	2:56.804	52.320	1:18.430	46.054	184.6	17:26.270								
7	1	2:52.941	49.659	<b>1:17.858</b>	45.424	200.0	20:19.211								
<b>199</b>		1.Marcel DEKKER													
		Mazda MX-5 Mazda													
1	1	4:26.929	2:13.213	1:23.941	49.775		4:26.929								
2	1	3:07.605	56.083	1:22.101	49.421	176.8	7:34.534								
3	1	3:09.419	55.672	<b>1:21.998</b>	51.749	175.6	10:43.953								
4	1	<b>3:06.348</b>	<b>55.439</b>	1:22.544	<b>48.365</b>	177.6	13:50.301								