

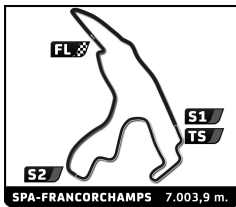
# HISTORIC CHAMPIONSHIP '81

## Spa Summer Classic Race

### Sector Analysis

— Invalidated Lap    ■ Personal Best    ■ Session Best    B Crossing the pit lane

Lap	D	Time	Sector 1	Sector 2	Sector 3	Kph	Elapsed	Lap	D	Time	Sector 1	Sector 2	Sector 3	Kph	Elapsed	
<b>2</b>	1.Adrian VAN HOOYDONK 2.Bernd GEORGI							BMW CSL 33	23	1	3:02.014	52.078	1:21.430	48.506	138.5	1:14:59.275
	1	1	3:15.112	56.389	1:29.018	49.705	127.0	3:15.112	24	1	2:59.804	52.249	1:21.120	46.435	140.2	1:17:59.079
	2	1	3:09.987	53.579	1:27.440	48.968	132.7	6:25.099	25	1	2:59.647	52.050	1:20.739	46.858	140.4	1:20:58.726
	3	1	3:04.510	52.610	1:24.631	47.269	136.7	9:29.609	26	1	2:58.416	52.034	1:20.470	45.912	141.3	1:23:57.142
	4	1	3:02.614	51.639	1:23.563	47.412	138.1	12:32.223	27	1	2:58.717	52.169	1:20.347	46.201	141.1	1:26:55.859
	5	1	3:02.522	52.402	1:23.179	46.941	138.1	15:34.745	28	1	2:58.300	<b>51.920</b>	1:20.272	46.108	141.4	1:29:54.159
	6	1	3:03.707	53.747	1:23.159	46.801	137.3	18:38.452	<b>63</b> 1.Klaus Dieter FRERS 2.Niklas FRERS Porsche 911 RSR 32							
	7	1	3:03.193	53.364	1:22.422	47.407	137.6	21:41.645								
	8	1	2:58.358	50.240	1:21.532	46.586	141.4	24:40.003								
	9	1	3:09.038B	51.216	1:22.493	55.329	133.4	27:49.041								
	10	1	5:51.506	3:44.902	1:20.969	45.635	71.7	33:40.547								
	11	1	2:53.760	49.459	1:19.350	44.951	145.1	36:34.307								
	12	1	2:53.559	<b>49.335</b>	1:18.480	45.744	145.3	39:27.866								
	13	1	4:54.889	1:23.616	2:15.025	1:16.248	85.5	44:22.755								
	14	1	4:15.510B	1:15.981	1:55.173	1:04.356	98.7	48:38.265								
	15	1	5:59.912	3:51.293	1:22.203	46.416	70.1	54:38.177								
	16	1	2:55.920	50.780	1:19.611	45.529	143.3	57:34.097								
	17	1	2:55.505	49.770	1:19.681	46.054	143.7	1:00:29.602								
	18	1	2:56.197	51.250	1:19.116	45.831	143.1	1:03:25.799								
	19	1	2:54.054	50.389	1:18.846	44.819	144.9	1:06:19.853								
	20	1	<b>2:52.340</b>	49.936	<b>1:18.377</b>	<b>44.027</b>	146.3	1:09:12.193								
21	1	2:55.193	51.427	1:19.006	44.760	143.9	1:12:07.386									
22	1	3:00.641	49.990	1:22.268	48.383	139.6	1:15:08.027									
23	1	2:56.028	51.284	1:19.623	45.121	143.2	1:18:04.055									
24	1	2:53.195	49.418	1:18.678	45.099	145.6	1:20:57.250									
25	1	2:53.923	50.019	1:19.305	44.599	145.0	1:23:51.173									
26	1	2:54.232	50.015	1:19.446	44.771	144.7	1:26:45.405									
27	1	2:54.817	49.879	1:18.992	45.946	144.2	1:29:40.222									
<b>58</b>	1.Patrick WILWERT 2.Philippe VERMAST							ALFA ROMEO 1750 GT-Am 27	1	1	3:15.907	58.989	1:27.288	49.630	126.5	3:15.907
	2	1	3:03.485	53.519	1:22.627	47.339	137.4	6:19.392								
	3	1	3:02.254	53.524	1:21.770	46.960	138.3	9:21.646								
	4	1	3:00.821	53.402	1:20.872	46.547	139.4	12:22.467								
	5	1	2:59.564	52.853	1:20.545	46.166	140.4	15:22.031								
	6	1	2:58.765	52.485	1:20.322	45.958	141.0	18:20.796								
	7	1	3:01.906	52.850	1:22.278	46.778	138.6	21:22.702								
	8	1	3:02.250	54.071	1:21.540	46.639	138.3	24:24.952								
	9	1	3:01.952	52.697	1:21.376	47.879	138.6	27:26.904								
	10	1	2:59.407	53.135	<b>1:19.573</b>	46.699	140.5	30:26.311								
	11	1	3:00.530	53.504	1:20.239	46.787	139.7	33:26.841								
	12	1	3:00.366	53.661	1:20.015	46.690	139.8	36:27.207								
	13	1	2:58.217	52.414	1:19.826	45.977	141.5	39:25.424								
	14	1	5:00.838B	1:22.746	2:15.657	1:22.435	83.8	44:26.262								
	15	1	6:25.800	4:10.103	1:28.299	47.398	65.4	50:52.062								
	16	1	3:05.215	53.285	1:23.747	48.183	136.1	53:57.277								
	17	1	3:02.277	53.709	1:21.946	46.622	138.3	56:59.554								
	18	1	3:01.439	53.401	1:21.725	46.313	139.0	1:00:00.993								
	19	1	3:00.198	53.362	1:20.987	45.849	139.9	1:03:01.191								
	20	1	2:58.651	52.209	1:20.053	46.389	141.1	1:05:59.842								
	21	1	2:59.394	52.856	1:20.104	46.434	140.6	1:08:59.236								
22	1	<b>2:58.025</b>	51.946	1:20.251	<b>45.828</b>	141.6	1:11:57.261									
<b>75</b>	1.Michel WELTER							BMW 2002 27	1	1	3:21.218	1:03.109	1:27.026	51.083	123.1	3:21.218
	2	1	3:10.298	55.253	1:26.385	48.660	132.5	6:31.516								
	3	1	3:06.955	54.636	1:24.288	48.031	134.9	9:38.471								
	4	1	3:05.761	54.753	1:23.032	47.976	135.7	12:44.232								
	5	1	3:06.455	54.897	1:22.983	48.575	135.2	15:50.687								
	6	1	3:06.118	55.685	1:22.480	47.953	135.5	18:56.805								
	7	1	3:05.073	55.364	1:22.314	<b>47.395</b>	136.2	22:01.878								
	8	1	<b>3:04.051</b>	<b>53.914</b>	1:22.463	47.674	137.0	25:05.929								
	9	1	3:04.624	54.192	<b>1:22.081</b>	48.351	136.6	28:10.553								
	10	1	3:04.949	54.854	1:22.516	47.579	136.3	31:15.502								
	11	1	3:05.087	54.804	1:22.824	47.459	136.2	34:20.589								
	12	1	3:05.898	54.825	1:23.081	47.992	135.6	37:26.487								
	13	1	3:13.853B	55.400	1:23.872	54.581	130.1	40:40.340								
	14	1	5:58.572	3:44.799	1:24.608	49.165	70.3	46:38.912								
	15	1	3:17.244	55.557	1:33.278	48.409	127.8	49:56.156								



# HISTORIC CHAMPIONSHIP '81

## Spa Summer Classic Race

### Sector Analysis

— Invalidated Lap    ■ Personal Best    ■ Session Best    B Crossing the pit lane

Lap	D	Time	Sector 1	Sector 2	Sector 3	Kph	Elapsed	Lap	D	Time	Sector 1	Sector 2	Sector 3	Kph	Elapsed
16	1	3:08.307	55.120	1:25.198	47.989	133.9	53:04.463	9	1	2:48.640	48.485	1:16.169	43.986	149.5	25:41.945
17	1	3:08.052	55.271	1:24.418	48.363	134.1	56:12.515	10	1	2:48.768	48.760	1:16.013	43.995	149.4	28:30.713
18	1	3:07.714	55.433	1:24.233	48.048	134.3	59:20.229	11	1	2:49.049	48.472	1:16.461	44.116	149.2	31:19.762
19	1	3:06.178	54.901	1:22.893	48.384	135.4	1:02:26.407	12	1	2:50.186	48.634	1:17.399	44.153	148.2	34:09.948
20	1	3:07.491	55.871	1:23.689	47.931	134.5	1:05:33.898	13	1	2:49.108	48.400	1:16.666	44.042	149.1	36:59.056
21	1	3:06.480	54.800	1:23.960	47.720	135.2	1:08:40.378	14	1	2:56.348	48.588	1:16.424	51.336	143.0	39:55.404
22	1	3:05.181	55.156	1:22.546	47.479	136.2	1:11:45.559	15	1	4:39.110 B	59.133	2:14.586	1:25.391	90.3	44:34.514
23	1	3:10.185	54.184	1:24.768	51.233	132.6	1:14:55.744	16	1	6:06.399	4:00.615	1:21.809	43.975	68.8	50:40.913
24	1	3:08.561	56.273	1:24.354	47.934	133.7	1:18:04.305	17	1	2:50.636	49.105	1:17.351	44.180	147.8	53:31.549
25	1	3:06.621	55.216	1:23.474	47.931	135.1	1:21:10.926	18	1	2:48.733	48.524	1:16.699	43.510	149.4	56:20.282
26	1	3:05.233	54.659	1:22.958	47.616	136.1	1:24:16.159	19	1	2:56.565 B	48.495	1:16.720	51.350	142.8	59:16.847
27	1	3:05.231	54.071	1:23.120	48.040	136.1	1:27:21.390	20	1	3:00.508	59.896	1:16.414	44.198	139.7	1:02:17.355
28	1	3:06.478	54.451	1:24.008	48.019	135.2	1:30:27.868	21	1	2:52.109	48.268	1:17.119	46.722	146.5	1:05:09.464

**92** 1. Moritz RICHTER  
Porsche 911 ST 22

1	1	3:19.611	1:03.684	1:26.006	49.921	124.1	3:19.611
2	1	3:07.849	54.097	1:25.234	48.518	134.2	6:27.460
3	1	3:05.683	53.487	1:23.999	48.197	135.8	9:33.143
4	1	3:02.976	53.470	1:21.777	47.729	137.8	12:36.119
5	1	3:03.216	53.506	1:22.017	47.693	137.6	15:39.335
6	1	3:03.762	54.152	1:21.876	47.734	137.2	18:43.097
7	1	3:03.364	54.007	1:21.841	47.516	137.5	21:46.461
8	1	<b>3:02.419</b>	<b>53.225</b>	<b>1:22.032</b>	<b>47.162</b>	138.2	24:48.880
9	1	3:03.825	53.242	1:22.919	47.664	137.2	27:52.705
10	1	3:03.993	54.083	1:21.750	48.160	137.0	30:56.698
11	1	3:12.988 B	53.992	1:22.516	56.480	130.7	34:09.686
12	1	5:55.726	3:44.238	1:22.250	49.238	70.9	40:05.412
13	1	4:21.705	55.459	2:10.143	1:16.103	96.3	44:27.117
14	1	4:03.526	1:13.257	1:55.058	55.211	103.5	48:30.643
15	1	3:04.116	54.590	1:22.020	47.506	136.9	51:34.759
16	1	3:06.172	53.687	1:24.252	48.233	135.4	54:40.931
17	1	3:03.973	53.866	1:22.051	48.056	137.1	57:44.904
18	1	3:07.404	56.156	1:23.201	48.047	134.5	1:00:52.308
19	1	3:04.077	54.227	<b>1:21.580</b>	48.270	137.0	1:03:56.385
20	1	3:03.684	54.004	1:22.024	47.656	137.3	1:07:00.069
21	1	3:03.699	53.417	1:22.433	47.849	137.3	1:10:03.768
22	1	3:04.536	53.856	1:22.542	48.138	136.6	1:13:08.304
23	1	3:07.510	54.533	1:24.462	48.515	134.5	1:16:15.814
24	1	3:05.361	54.582	1:22.458	48.321	136.0	1:19:21.175
25	1	3:04.730	54.221	1:22.018	48.491	136.5	1:22:25.905
26	1	3:05.340	54.207	1:22.312	48.821	136.0	1:25:31.245
27	1	3:05.805	53.687	1:23.094	49.024	135.7	1:28:37.050
28	1	3:06.451	54.344	1:23.819	48.288	135.2	1:31:43.501

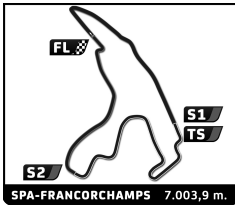
**100** 1. Hans-Ulrich KAINZINGER  
Porsche 3.0 RSR 37

1	1	3:02.822	51.597	1:23.929	47.296	135.5	3:02.822
2	1	2:52.038	48.388	1:18.344	45.306	146.6	5:54.860
3	1	2:50.981	49.095	1:17.155	44.731	147.5	8:45.841
4	1	2:50.030	48.933	1:16.767	44.330	148.3	11:35.871
5	1	2:48.735	48.852	1:16.079	43.804	149.4	14:24.606
6	1	2:49.014	48.714	1:16.456	43.844	149.2	17:13.620
7	1	2:49.510	49.071	<b>1:15.790</b>	44.649	148.7	20:03.130
8	1	2:50.175	50.018	1:16.016	44.141	148.2	22:53.305

22	1	2:50.299	49.205	1:16.873	44.221	148.1	1:07:59.763
23	1	2:49.502	49.218	1:16.485	43.799	148.8	1:10:49.265
24	1	2:51.712	48.290	1:17.060	46.362	146.8	1:13:40.977
25	1	2:52.458	48.562	1:18.696	45.200	146.2	1:16:33.435
26	1	2:49.350	49.013	1:16.746	43.591	148.9	1:19:22.785
27	1	2:48.144	48.560	1:15.844	43.740	150.0	1:22:10.929
28	1	2:48.265	48.098	1:16.098	44.069	149.8	1:24:59.194
29	1	<b>2:48.088</b>	<b>48.082</b>	1:16.543	<b>43.463</b>	150.0	1:27:47.282
30	1	2:48.774	48.311	1:16.670	43.793	149.4	1:30:36.056

**108** 1. Björn GRIESEMANN  
2. Georg GRIESEMANN  
Ford GT40 4

1	1	3:03.842	49.982	1:26.142	47.718	134.8	3:03.842
2	1	2:53.288	47.094	1:21.820	44.374	145.5	5:57.130
3	1	2:52.880	47.451	1:21.475	43.954	145.8	8:50.010
4	1	2:50.315	46.795	1:19.884	43.636	148.0	11:40.325
5	1	2:51.404	47.881	1:19.928	43.595	147.1	14:31.729
6	1	2:50.081	46.575	1:20.697	<b>42.809</b>	148.2	17:21.810
7	1	2:50.672	46.779	1:20.425	43.468	147.7	20:12.482
8	1	2:51.940	46.729	1:21.450	43.761	146.6	23:04.422
9	1	2:51.300	47.178	1:20.302	43.820	147.2	25:55.722
10	1	2:51.108	46.998	1:20.662	43.448	147.4	28:46.830
11	1	2:51.264	46.684	1:20.731	43.849	147.2	31:38.094
12	1	2:54.509	47.426	1:21.681	45.402	144.5	34:32.603
13	1	2:53.850	47.451	1:21.018	45.381	145.0	37:26.453
14	1	3:05.982 B	46.428	1:23.288	56.266	135.6	40:32.435
15	1	5:48.008	3:38.807	1:22.653	46.548	72.5	46:20.443
16	1	3:30.530	1:04.688	1:41.253	44.589	119.8	49:50.973
17	1	<b>2:48.886</b>	45.741	1:19.423	43.722	149.3	52:39.859
18	1	2:50.014	45.756	<b>1:19.362</b>	44.896	148.3	55:29.873
19	1	2:49.622	<b>45.429</b>	1:19.787	44.406	148.6	58:19.495
20	1	2:52.356	47.011	1:20.363	44.982	146.3	1:01:11.851
21	1	2:51.292	46.757	1:19.850	44.685	147.2	1:04:03.143
22	1	2:51.092	46.856	1:20.506	43.730	147.4	1:06:54.235
23	1	2:51.057	46.115	1:20.809	44.133	147.4	1:09:45.292
24	1	2:51.627	46.168	1:20.580	44.879	146.9	1:12:36.919
25	1	2:59.183	47.226	1:24.588	47.369	140.7	1:15:36.102
26	1	2:53.353	48.576	1:20.309	44.468	145.4	1:18:29.455
27	1	2:50.943	46.847	1:20.193	43.903	147.5	1:21:20.398
28	1	2:50.597	46.227	1:19.879	44.491	147.8	1:24:10.995
29	1	2:51.706	46.547	1:20.544	44.615	146.8	1:27:02.701
30	1	2:50.259	45.962	1:20.204	44.093	148.1	1:29:52.960



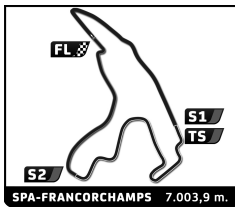
# HISTORIC CHAMPIONSHIP '81

## Spa Summer Classic Race

### Sector Analysis

— Invalidated Lap    ■ Personal Best    ■ Session Best    B Crossing the pit lane

Lap	D	Time	Sector 1	Sector 2	Sector 3	Kph	Elapsed	Lap	D	Time	Sector 1	Sector 2	Sector 3	Kph	Elapsed
<b>113</b> 1.Hans-Jürgen ERDBRÜGGI 2.Edgar ALTHOFF PORSCHE 911 Carrera RS 32															
1	1	3:00.357	53.554	1:21.545	45.258	137.4	3:00.357	21	1	3:09.278	55.096	1:25.389	48.793	133.2	1:11:31.668
2	1	2:54.993	49.173	1:19.854	45.966	144.1	5:55.350	22	1	3:12.124	55.063	1:26.789	50.272	131.2	1:14:43.792
3	1	2:53.334	49.011	1:19.715	44.608	145.5	8:48.684	23	1	3:08.167	54.393	1:24.717	49.057	134.0	1:17:51.959
4	1	2:53.339	48.996	1:19.825	44.518	145.5	11:42.023	24	1	3:07.455	54.720	1:23.928	48.807	134.5	1:20:59.414
5	1	2:52.453	48.902	1:18.940	44.611	146.2	14:34.476	25	1	<b>3:05.573</b>	<b>53.839</b>	1:23.539	48.195	135.9	1:24:04.987
6	1	2:52.902	48.862	1:19.220	44.820	145.8	17:27.378	26	1	3:05.667	54.396	<b>1:23.178</b>	<b>48.093</b>	135.8	1:27:10.654
7	1	2:53.536	49.848	1:19.222	44.466	145.3	20:20.914	27	1	3:18.478	54.075	1:35.499	48.904	127.0	1:30:29.132
8	1	2:53.810	49.361	1:19.559	44.890	145.1	23:14.724								
9	1	2:52.401	49.213	1:18.948	44.240	146.3	26:07.125								
10	1	2:52.468	49.290	1:18.921	44.257	146.2	28:59.593								
11	1	2:53.956	49.082	1:18.891	45.983	144.9	31:53.549								
12	1	2:56.759	49.366	1:22.264	45.129	142.6	34:50.308								
13	1	<b>2:51.641</b>	49.395	<b>1:18.293</b>	<b>43.953</b>	146.9	37:41.949								
14	1	3:00.130	<b>48.843</b>	1:21.395	49.892	140.0	40:42.079								
15	1	3:48.948	52.274	1:40.525	1:16.149	110.1	44:31.027								
16	1	4:08.427 B	1:11.922	1:54.543	1:01.962	101.5	48:39.454								
17	1	6:05.703	3:50.623	1:27.682	47.398	68.9	54:45.157								
18	1	3:05.791	52.963	1:24.967	47.861	135.7	57:50.948								
19	1	3:07.629	53.858	1:26.086	47.685	134.4	1:00:58.577								
20	1	3:04.896	52.724	1:24.691	47.481	136.4	1:04:03.473								
21	1	3:05.451	52.586	1:25.072	47.793	136.0	1:07:08.924								
22	1	3:04.550	52.579	1:24.839	47.132	136.6	1:10:13.474								
23	1	3:05.059	52.029	1:24.313	48.717	136.2	1:13:18.533								
24	1	3:11.006	54.478	1:27.956	48.572	132.0	1:16:29.539								
25	1	3:06.274	53.196	1:24.750	48.328	135.4	1:19:35.813								
26	1	3:07.188	53.584	1:25.258	48.346	134.7	1:22:43.001								
27	1	3:05.812	53.128	1:25.069	47.615	135.7	1:25:48.813								
28	1	3:04.080	52.623	1:24.637	46.820	137.0	1:28:52.893								
29	1	3:05.417	53.826	1:24.636	46.955	136.0	1:31:58.310								
								<b>142</b> 1.Max KAINZINGER PORSCHE 911 ST 22							
1	1	3:18.423	1:02.651	1:25.565	50.207	124.9	3:18.423	21	1	3:09.278	55.096	1:25.389	48.793	133.2	1:11:31.668
2	1	3:08.336	53.997	1:25.982	48.357	133.9	6:26.759	22	1	3:12.124	55.063	1:26.789	50.272	131.2	1:14:43.792
3	1	3:05.845	53.247	1:24.560	48.038	135.7	9:32.604	23	1	3:08.167	54.393	1:24.717	49.057	134.0	1:17:51.959
4	1	3:02.323	52.826	1:22.210	47.287	138.3	12:34.927	24	1	3:07.455	54.720	1:23.928	48.807	134.5	1:20:59.414
5	1	3:02.202	52.463	1:22.441	47.298	138.4	15:37.129	25	1	<b>3:05.573</b>	<b>53.839</b>	1:23.539	48.195	135.9	1:24:04.987
6	1	3:03.434	54.391	1:22.279	<b>46.764</b>	137.5	18:40.563	26	1	3:05.667	54.396	<b>1:23.178</b>	<b>48.093</b>	135.8	1:27:10.654
7	1	3:02.522	53.641	<b>1:21.848</b>	47.033	138.1	21:43.085	27	1	3:18.478	54.075	1:35.499	48.904	127.0	1:30:29.132
8	1	<b>3:01.579</b>	<b>52.319</b>	1:22.296	46.964	138.9	24:44.664								
9	1	3:03.005	52.364	1:23.248	47.393	137.8	27:47.669								
10	1	3:02.879	52.411	1:23.209	47.259	137.9	30:50.548								
								<b>169</b> 1.Charles FABER-CASTELL 2.Andrew NEWALL COBRA Daytona 4							
1	1	3:17.738	57.208	1:28.759	51.771	125.3	3:17.738	21	1	3:09.278	55.096	1:25.389	48.793	133.2	1:11:31.668
2	1	3:11.785	52.979	1:29.933	48.873	131.5	6:29.523	22	1	3:12.124	55.063	1:26.789	50.272	131.2	1:14:43.792
3	1	3:06.523	52.777	1:25.638	48.108	135.2	9:36.046	23	1	3:08.167	54.393	1:24.717	49.057	134.0	1:17:51.959
4	1	3:05.804	51.372	1:25.858	48.574	135.7	12:41.850	24	1	3:07.455	54.720	1:23.928	48.807	134.5	1:20:59.414
5	1	3:07.355	51.214	1:25.254	50.887	134.6	15:49.205	25	1	<b>3:05.573</b>	<b>53.839</b>	1:23.539	48.195	135.9	1:24:04.987
6	1	3:05.691	52.809	1:24.700	48.182	135.8	18:54.896	26	1	3:05.667	54.396	<b>1:23.178</b>	<b>48.093</b>	135.8	1:27:10.654
7	1	3:03.625	51.193	1:25.169	47.263	137.3	21:58.521	27	1	3:18.478	54.075	1:35.499	48.904	127.0	1:30:29.132
8	1	3:03.729	50.510	1:24.839	48.380	137.2	25:02.250								
9	1	3:03.475	51.467	1:24.228	47.780	137.4	28:05.725								
10	1	3:02.955	50.413	1:24.686	47.856	137.8	31:08.680								
11	1	3:20.998 B	51.023	1:26.586	1:03.389	125.4	34:29.678								
12	1	5:55.685	3:43.534	1:23.657	48.494	70.9	40:25.363								
13	1	4:03.861	49.657	1:58.089	1:16.115	103.4	44:29.224								
14	1	4:01.738	1:12.026	1:54.716	54.996	104.3	48:30.962								
15	1	2:58.689	50.720	1:22.824	45.145	141.1	51:29.651								
16	1	2:56.215	49.054	1:21.981	45.180	143.1	54:25.866								
17	1	2:55.415	48.472	1:22.302	44.641	143.7	57:21.281								
18	1	2:54.430	48.734	1:20.878	44.818	144.6	1:00:15.711								
19	1	2:56.644	48.546	1:21.364	46.734	142.7	1:03:12.355								
20	1	2:54.104	48.632	1:20.802	44.670	144.8	1:06:06.459								
21	1	2:53.314	48.152	<b>1:20.272</b>	44.890	145.5	1:08:59.773								
22	1	2:54.288	48.334	1:20.896	45.058	144.7	1:11:54.061								
23	1	2:58.790	48.184	1:23.363	47.243	141.0	1:14:52.851								
24	1	2:55.493	49.348	1:21.573	44.572	143.7	1:17:48.344								
25	1	<b>2:52.993</b>	48.189	1:20.436	<b>44.368</b>	145.8	1:20:41.337								
26	1	2:54.448	49.544	1:20.339	44.565	144.5	1:23:35.785								
27	1	2:53.077	<b>47.869</b>	1:20.672	44.536	145.7	1:26:28.862								
28	1	2:54.269	48.279	1:20.518	45.472	144.7	1:29:23.131								
29	1	2:54.136	48.101	1:21.046	44.989	144.8	1:32:17.267								
								<b>130</b> 1.Carl SEHER 2.Carl Sebastian SEHER BMW 2002 27							
1	1	3:26.033	1:08.244	1:27.475	50.314	120.2	3:26.033	21	1	3:09.278	55.096	1:25.389	48.793	133.2	1:11:31.668
2	1	3:13.525	56.286	1:27.453	49.786	130.3	6:39.558	22	1	3:12.124	55.063	1:26.789	50.272	131.2	1:14:43.792
3	1	3:14.300	56.627	1:26.084	51.589	129.8	9:53.858	23	1	3:08.167	54.393	1:24.717	49.057	134.0	1:17:51.959
4	1	3:10.395	55.877	1:25.575	48.943	132.4	13:04.253	24	1	3:07.455	54.720	1:23.928	48.807	134.5	1:20:59.414
5	1	3:08.956	55.719	1:24.331	48.906	133.4	16:13.209	25	1	<b>3:05.573</b>	<b>53.839</b>	1:23.539	48.195	135.9	1:24:04.987
6	1	3:09.741	56.388	1:24.234	49.119	132.9	19:22.950	26	1	3:05.667	54.396	<b>1:23.178</b>	<b>48.093</b>	135.8	1:27:10.654
7	1	3:14.694	58.629	1:26.530	49.535	129.5	22:37.644	27	1	3:18.478	54.075	1:35.499	48.904	127.0	1:30:29.132
8	1	3:12.151	56.101	1:26.586	49.464	131.2	25:49.795								
9	1	3:13.960	56.645	1:27.295	50.020	130.0	29:03.755								
10	1	3:14.411	56.898	1:27.578	49.935	129.7	32:18.166								
11	1	3:14.231	56.769	1:28.441	49.021	129.8	35:32.397								
12	1	3:14.783	56.447	1:28.181	50.155	129.4	38:47.180								
13	1	3:48.805 B	58.759	1:37.497	1:12.549	110.2	42:35.985								
14	1	6:24.279	3:55.182	1:36.702	52.395	65.6	49:00.264								
15	1	3:17.995	57.982	1:28.261	51.752	127.3	52:18.259								
16	1	3:13.784	55.736	1:26.995	51.053	130.1	55:32.043								
17	1	3:11.832	55.149	1:27.230	49.453	131.4	58:43.875								
18	1	3:13.292	54.583	1:28.304	50.405	130.4	1:01:57.167								
19	1	3:14.973	56.427	1:28.314	50.232	129.3	1:05:12.140								
20	1	3:10.250	54.632	1:25.918	49.700	132.5	1:08:22.390								



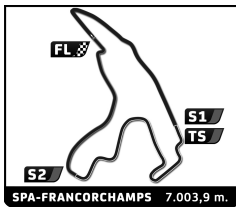
# HISTORIC CHAMPIONSHIP '81

## Spa Summer Classic Race

### Sector Analysis

— Invalidated Lap    ■ Personal Best    ■ Session Best    B Crossing the pit lane

Lap	D	Time	Sector 1	Sector 2	Sector 3	Kph	Elapsed	Lap	D	Time	Sector 1	Sector 2	Sector 3	Kph	Elapsed	
<b>180</b> 1. Sebastian GLASER 2. Mike STURSBURG FORD Escort RS 1800 31								12	1	3:07.767	B	50.749	1:21.600	55.418	134.3	36:35.505
1	1	3:04.473	53.046	1:23.195	48.232	134.3	3:04.473	13	1	7:45.930	4:13.848	2:15.333	1:16.749	54.1	44:21.435	
2	1	3:07.282	B	50.955	1:19.581	56.746	134.6	6:11.755	14	1	4:05.578	1:16.022	1:55.619	53.937	102.7	48:27.013
3	1	2:46.466	46.707	1:16.350	43.409	151.5	5:31.433	15	1	3:26.811	1:18.410	1:22.449	45.952	121.9	51:53.824	
4	1	2:47.634	48.432	1:16.160	43.042	150.4	8:19.067	16	1	2:59.826	51.312	1:23.127	45.387	140.2	54:53.650	
5	1	2:47.378	49.307	1:15.654	42.417	150.6	11:06.445	17	1	2:56.966	50.377	1:21.265	45.324	142.5	57:50.616	
6	1	2:45.762	46.198	1:16.509	43.055	152.1	13:52.207	18	1	2:57.169	50.918	1:20.741	45.510	142.3	1:00:47.785	
7	1	2:45.155	46.527	1:15.669	42.959	152.7	16:37.362	19	1	2:58.050	50.854	1:20.965	46.231	141.6	1:03:45.835	
8	1	2:48.303	47.569	1:15.889	44.845	149.8	19:25.665	20	1	2:53.998	49.650	1:19.357	44.991	144.9	1:06:39.833	
9	1	2:46.848	49.451	1:15.195	42.202	151.1	22:12.513	21	1	2:52.026	49.321	1:18.400	44.305	146.6	1:09:31.859	
10	1	2:44.745	46.310	1:15.180	43.255	153.0	24:57.258	22	1	2:53.995	49.408	1:20.044	44.543	144.9	1:12:25.854	
11	1	2:47.718	47.126	1:17.091	43.501	150.3	27:44.976	23	1	3:07.515	49.229	1:21.270	57.016	134.5	1:15:33.369	
12	1	2:47.295	48.815	1:15.941	42.539	150.7	30:32.271	24	1	2:57.481	50.229	1:20.017	47.235	142.1	1:18:30.850	
13	1	2:50.407	48.488	1:18.005	43.914	148.0	33:22.678	25	1	2:52.659	49.661	1:17.936	45.062	146.0	1:21:23.509	
14	1	2:44.511	47.042	1:14.901	42.568	153.3	36:07.189	26	1	3:17.968	49.783	1:21.654	1:06.531	127.4	1:24:41.477	
15	1	2:44.819	47.128	1:15.034	42.657	153.0	38:52.008	27	1	3:14.156	1:01.830	1:23.872	48.454	129.9	1:27:55.633	
16	1	3:40.518	B	52.276	1:37.322	1:10.920	114.3	42:32.526	28	1	3:04.235	51.757	1:24.599	47.879	136.9	1:30:59.868
17	1	6:03.062	3:39.225	1:27.296	56.541	69.4	48:35.588									
18	1	2:47.374	49.384	1:15.081	42.909	150.6	51:22.962	<b>440</b> 1. Pedro SANCHEZ 2. Michael FUNKE FORD GT40 4								
19	1	2:42.780	46.829	1:13.525	42.426	154.9	54:05.742	1	1	3:03.451	49.571	1:25.465	48.415	135.0	3:03.451	
20	1	2:45.817	48.389	1:14.984	42.444	152.1	56:51.559	2	1	2:57.212	48.833	1:22.379	46.000	142.3	6:00.663	
21	1	2:44.792	46.753	1:15.110	42.929	153.0	59:36.351	3	1	3:00.044	48.375	1:25.153	46.516	140.0	9:00.707	
22	1	2:44.892	46.819	1:15.604	42.469	152.9	1:02:21.243	4	1	2:59.063	49.118	1:23.807	46.138	140.8	11:59.770	
23	1	2:47.900	47.239	1:16.723	43.938	150.2	1:05:09.143	5	1	2:59.468	48.524	1:23.562	47.382	140.5	14:59.238	
24	1	2:41.752	46.963	1:13.508	41.281	155.9	1:07:50.895	6	1	2:58.263	50.861	1:21.518	45.884	141.4	17:57.501	
25	1	2:40.579	46.062	1:13.305	41.212	157.0	1:10:31.474	7	1	2:55.893	48.296	1:22.831	44.766	143.3	20:53.394	
26	1	2:43.173	45.778	1:13.467	43.928	154.5	1:13:14.647	8	1	2:56.751	48.967	1:22.695	45.089	142.7	23:50.145	
27	1	2:45.849	46.868	1:16.727	42.254	152.0	1:16:00.496	9	1	2:57.348	49.833	1:22.018	45.497	142.2	26:47.493	
28	1	2:48.211	47.008	1:17.673	43.530	149.9	1:18:48.707	10	1	2:57.488	48.710	1:23.052	45.726	142.1	29:44.981	
29	1	2:41.712	46.215	1:14.152	41.345	155.9	1:21:30.419	11	1	3:10.123	B	49.819	1:22.311	57.993	132.6	32:55.104
30	1	2:41.440	45.498	1:13.452	42.490	156.2	1:24:11.859	12	1	5:36.243	3:35.926	1:18.065	42.252	75.0	38:31.347	
31	1	2:43.688	46.393	1:15.097	42.198	154.0	1:26:55.547	13	1	2:47.598	45.596	1:18.586	43.416	150.4	41:18.945	
32	1	2:40.503	45.628	1:13.346	41.529	157.1	1:29:36.050	14	1	4:36.317	1:03.471	1:56.005	1:36.841	91.3	45:55.262	
								15	1	3:44.492	1:22.071	1:40.209	42.212	112.3	49:39.754	
								16	1	2:43.979	45.840	1:16.398	41.741	153.8	52:23.733	
								17	1	2:44.992	46.583	1:16.477	41.932	152.8	55:08.725	
								18	1	2:44.546	46.489	1:16.409	41.648	153.2	57:53.271	
								19	1	2:46.122	47.700	1:16.640	41.782	151.8	1:00:39.393	
								20	1	2:43.763	45.054	1:16.799	41.910	154.0	1:03:23.156	
								21	1	2:44.302	45.381	1:16.620	42.301	153.5	1:06:07.458	
								22	1	2:44.311	45.016	1:17.111	42.184	153.5	1:08:51.769	
								23	1	2:43.882	45.037	1:17.021	41.824	153.9	1:11:35.651	
								24	1	2:46.999	44.858	1:17.700	44.441	151.0	1:14:22.650	
								25	1	2:48.083	45.949	1:19.528	42.606	150.0	1:17:10.733	
								26	1	2:45.145	44.967	1:17.763	42.415	152.7	1:19:55.878	
								27	1	2:46.546	45.434	1:18.420	42.692	151.4	1:22:42.424	
								28	1	2:47.460	45.571	1:19.346	42.543	150.6	1:25:29.884	
								29	1	2:45.824	45.478	1:17.812	42.534	152.1	1:28:15.708	
								30	1	2:45.627	45.381	1:17.901	42.345	152.2	1:31:01.335	
								<b>601</b> 1. Heinz SCHMERSAL 2. Mike STURSBURG FORD Escort MK1 RS1600 27								
								1	1	3:05.043	55.144	1:21.435	48.464	133.9	3:05.043	
								2	1	2:57.497	51.496	1:19.578	46.423	142.1	6:02.540	



# HISTORIC CHAMPIONSHIP '81

## Spa Summer Classic Race

### Sector Analysis

— Invalidated Lap    ■ Personal Best    ■ Session Best    B Crossing the pit lane

Lap	D	Time	Sector 1	Sector 2	Sector 3	Kph	Elapsed	Lap	D	Time	Sector 1	Sector 2	Sector 3	Kph	Elapsed
3	1	2:59.800	52.176	1:19.988	47.636	140.2	9:02.340	18	1	3:06.784	52.491	1:24.796	49.497	135.0	1:00:10.411
4	1	2:59.322	51.593	1:20.690	47.039	140.6	12:01.662	19	1	3:09.691	54.622	1:25.900	49.169	132.9	1:03:20.102
5	1	2:57.935	51.589	1:19.539	46.807	141.7	14:59.597	20	1	3:05.795	53.275	1:24.739	47.781	135.7	1:06:25.897
6	1	2:56.246	51.522	1:19.409	<b>45.315</b>	143.1	17:55.843	21	1	3:06.115	52.205	1:25.214	48.696	135.5	1:09:32.012
7	1	2:59.746	52.744	1:20.942	46.060	140.3	20:55.589	22	1	3:07.162	52.165	1:25.212	49.785	134.7	1:12:39.174
8	1	2:56.818	51.827	1:19.414	45.577	142.6	23:52.407	23	1	3:12.893	52.638	1:28.678	51.577	130.7	1:15:52.067
9	1	<b>2:56.144</b>	<b>51.199</b>	<b>1:18.978</b>	45.967	143.1	26:48.551	24	1	3:09.580	54.144	1:26.751	48.685	133.0	1:19:01.647
10	1	2:57.141	51.532	1:19.564	46.045	142.3	29:45.692	25	1	3:05.304	52.878	1:24.467	47.959	136.1	1:22:06.951
11	1	2:58.018	51.584	1:20.449	45.985	141.6	32:43.710	26	1	3:04.004	52.659	1:23.737	47.608	137.0	1:25:10.955
12	1	2:57.537	51.901	1:19.743	45.893	142.0	35:41.247	27	1	3:04.345	52.708	1:23.865	47.772	136.8	1:28:15.300
13	1	2:59.035	52.069	1:20.885	46.081	140.8	38:40.282	28	1	3:05.161	53.017	1:23.762	48.382	136.2	1:31:20.461
14	1	3:50.352 B	57.543	1:42.864	1:09.945	109.5	42:30.634								
15	1	6:30.299	4:01.218	1:37.186	51.895	64.6	49:00.933								
16	1	3:18.768	56.567	1:31.988	50.213	126.9	52:19.701								
17	1	3:14.584	55.748	1:29.329	49.507	129.6	55:34.285								
18	1	3:13.939	55.348	1:29.303	49.288	130.0	58:48.224								
19	1	3:13.637	55.314	1:29.263	49.060	130.2	1:02:01.861								
20	1	3:14.825	55.196	1:30.771	48.858	129.4	1:05:16.686								
21	1	3:07.336	53.767	1:25.856	47.713	134.6	1:08:24.022								
22	1	3:09.409	54.113	1:27.153	48.143	133.1	1:11:33.431								
23	1	3:12.529	53.943	1:28.328	50.258	131.0	1:14:45.960								
24	1	3:09.106	53.918	1:26.889	48.299	133.3	1:17:55.066								
25	1	3:06.626	53.296	1:25.554	47.776	135.1	1:21:01.692								
26	1	3:06.459	53.358	1:24.634	48.467	135.2	1:24:08.151								
27	1	3:06.958	54.054	1:25.139	47.765	134.9	1:27:15.109								
28	1	3:06.374	53.341	1:24.973	48.060	135.3	1:30:21.483								

**602** 1.Markus DIEDERICH  
2.Ben BÜNNAGEL

FORD Escort RS1600 27

1	1	3:06.004	56.858	1:21.239	47.907	133.2	3:06.004
2	1	<b>2:57.198</b>	52.342	<b>1:18.940</b>	<b>45.916</b>	142.3	6:03.202
3	1	2:58.177	51.430	1:19.587	47.160	141.5	9:01.379
4	1	2:59.301	51.402	1:21.170	46.729	140.6	12:00.680
5	1	2:57.690	<b>51.086</b>	1:20.455	46.149	141.9	14:58.370
6	1	3:05.743 B	51.499	1:19.978	54.266	135.7	18:04.113

**613** 1.Gustav EDELHOFF

PORSCHE 911 ST 22

1	1	3:19.003	1:03.216	1:26.031	49.756	124.5	3:19.003
2	1	3:07.521	53.405	1:25.716	48.400	134.5	6:26.524
3	1	3:05.848	52.721	1:24.982	48.145	135.7	9:32.372
4	1	<b>3:01.423</b>	51.705	<b>1:22.284</b>	47.434	139.0	12:33.795
5	1	3:01.867	51.922	1:23.096	46.849	138.6	15:35.662
6	1	3:02.591	52.852	1:22.773	46.966	138.1	18:38.253
7	1	3:03.385	52.898	1:22.852	47.635	137.5	21:41.638
8	1	3:02.616	52.905	1:22.884	<b>46.827</b>	138.1	24:44.254
9	1	3:02.231	<b>51.626</b>	1:23.246	47.359	138.4	27:46.485
10	1	3:02.637	51.661	1:23.238	47.738	138.1	30:49.122
11	1	3:04.152	52.093	1:23.784	48.275	136.9	33:53.274
12	1	3:04.984	52.675	1:23.652	48.657	136.3	36:58.258
13	1	3:06.271	52.445	1:23.171	50.655	135.4	40:04.529
14	1	4:30.805 B	55.609	2:09.831	1:25.365	93.1	44:35.334
15	1	6:17.599	4:01.525	1:28.310	47.764	66.8	50:52.933
16	1	3:05.078	52.325	1:23.598	49.155	136.2	53:58.011
17	1	3:05.616	53.549	1:24.200	47.867	135.8	57:03.627

**660** 1.Rainer GALASKE

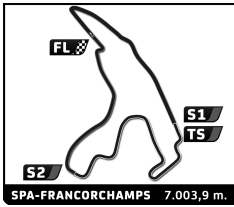
LANCIA Flavia Sport 1.8 Zagato 7

1	1	4:10.929	1:27.038	1:42.972	1:00.919	98.7	4:10.929
2	1	3:56.092	1:07.700	1:45.427	1:02.965	106.8	8:07.021
3	1	3:54.373	1:07.732	1:45.579	1:01.062	107.6	12:01.394
4	1	3:53.226	1:07.104	1:44.598	1:01.524	108.1	15:54.620
5	1	3:52.739	1:08.289	1:43.139	1:01.311	108.3	19:47.359
6	1	3:50.694	1:07.771	1:42.235	1:00.688	109.3	23:38.053
7	1	3:50.519	1:08.450	1:42.089	59.980	109.4	27:28.572
8	1	3:47.893	1:05.443	1:41.246	1:01.204	110.6	31:16.465
9	1	3:51.015	1:07.714	1:43.094	1:00.207	109.1	35:07.480
10	1	4:04.486 B	1:06.227	1:42.378	1:15.881	103.1	39:11.966
11	1	6:57.041	4:01.627	1:49.982	1:05.432	60.5	46:09.007
12	1	3:59.324	1:11.571	1:47.620	1:00.133	105.4	50:08.331
13	1	3:46.344	1:05.807	1:41.213	59.324	111.4	53:54.675
14	1	<b>3:44.293</b>	<b>1:04.949</b>	1:41.043	<b>58.301</b>	112.4	57:38.968
15	1	3:44.934	1:05.374	1:40.825	58.735	112.1	1:01:23.902
16	1	3:51.460	1:06.031	1:44.190	1:01.239	108.9	1:05:15.362
17	1	3:46.558	1:05.560	1:41.655	59.343	111.3	1:09:01.920
18	1	3:46.656	1:06.197	1:41.036	59.423	111.2	1:12:48.576
19	1	3:52.281	1:06.569	1:45.106	1:00.606	108.6	1:16:40.857
20	1	3:50.397	1:07.613	1:42.941	59.843	109.4	1:20:31.254
21	1	3:49.240	1:06.051	1:41.623	1:01.566	110.0	1:24:20.494
22	1	3:46.810	1:06.157	<b>1:40.735</b>	59.918	111.2	1:28:07.304
23	1	3:48.862	1:08.215	1:41.638	59.009	110.2	1:31:56.166

**683** 1.Andreas BAYER

AUSTIN Mini 5

1	1	3:45.432	1:18.722			109.9	3:45.432
2	1	3:27.533	1:01.215			121.5	7:12.965
3	1	3:26.429	1:01.624	1:31.543	53.262	122.1	10:39.394
4	1	3:27.473	1:01.308			121.5	14:06.867
5	1	3:30.082	1:01.703	1:33.318	55.061	120.0	17:36.949
6	1	3:29.989	1:02.175	1:33.365	54.449	120.1	21:06.938
7	1	3:26.224	1:01.096			122.3	24:33.162
8	1	3:30.276	1:01.391			119.9	28:03.438
9	1	3:26.292	1:00.976	1:31.545	53.771	122.2	31:29.730
10	1	3:25.231	1:00.638			122.9	34:54.961
11	1	3:25.551	1:00.822			122.7	38:20.512
12	1	3:41.577 B	1:01.571	1:34.238	1:05.768	113.8	42:02.089
13	1	7:22.191	4:42.445	1:44.697	55.049	57.0	49:24.280
14	1	3:27.991	1:01.657			121.2	52:52.271
15	1	3:27.477	1:01.162			121.5	56:19.748



# HISTORIC CHAMPIONSHIP '81

## Spa Summer Classic Race

### Sector Analysis

— Invalidated Lap    ■ Personal Best    ■ Session Best    B Crossing the pit lane

Lap	D	Time	Sector 1	Sector 2	Sector 3	Kph	Elapsed	Lap	D	Time	Sector 1	Sector 2	Sector 3	Kph	Elapsed
16	1	3:28.041	1:00.522	1:33.641	53.878	121.2	59:47.789								
17	1	3:26.957	1:01.023			121.8	1:03:14.746								
18	1	3:36.208	1:09.503			116.6	1:06:50.954								
19	1	3:27.025	1:00.521	1:32.962	53.542	121.8	1:10:17.979								
20	1	3:28.679	1:01.166			120.8	1:13:46.658								
21	1	3:29.553	1:01.404	1:33.372	54.777	120.3	1:17:16.211								
22	1	3:25.405	1:00.825	<b>1:31.423</b>	<b>53.157</b>	122.8	1:20:41.616								
23	1	3:25.540	1:00.521			122.7	1:24:07.156								
24	1	3:25.637	1:00.988			122.6	1:27:32.793								
25	1	<b>3:25.058</b>	<b>1:00.277</b>			123.0	1:30:57.851								

**691** 1. Iiro MÄKINEN BMW 2002 27

1	1	3:05.485	54.874	1:22.436	48.175	133.6	3:05.485
2	1	2:57.277	51.490	1:19.491	46.296	142.2	6:02.762
3	1	2:56.919	51.320	1:19.692	45.907	142.5	8:59.681
4	1	3:01.441	50.922	1:23.636	46.883	139.0	12:01.122
5	1	2:57.715	<b>50.913</b>	1:20.485	46.317	141.9	14:58.837
6	1	<b>2:55.856</b>	51.120	<b>1:19.307</b>	<b>45.429</b>	143.4	17:54.693
7	1	3:00.040	51.712	1:22.695	45.633	140.0	20:54.733
8	1	2:59.251	51.813	1:21.092	46.346	140.7	23:53.984
9	1	2:57.476	51.714	1:19.793	45.969	142.1	26:51.460
10	1	2:57.622	51.857	1:20.024	45.741	142.0	29:49.082
11	1	2:58.154	51.886	1:19.721	46.547	141.5	32:47.236

**722** 1. Stefan FLOECK 2. Cornelius J. DORNIER BMW 2002 7

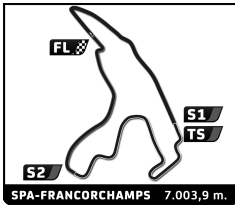
1	1	3:30.229	1:11.349	1:28.963	49.917	117.8	3:30.229
2	1	3:11.233	56.499	1:26.021	48.713	131.9	6:41.462
3	1	3:11.083	56.496	1:25.359	49.228	132.0	9:52.545
4	1	3:09.451	56.210	1:24.460	48.781	133.1	13:01.996
5	1	3:08.599	56.194	1:24.057	48.348	133.7	16:10.595
6	1	3:08.549	55.924	1:24.439	48.186	133.7	19:19.144
7	1	3:08.808	56.163	1:24.286	48.359	133.5	22:27.952
8	1	<b>3:06.790</b>	55.883	<b>1:23.149</b>	<b>47.758</b>	135.0	25:34.742
9	1	3:08.193	55.994	1:24.340	47.859	134.0	28:42.935
10	1	3:07.714	56.230	1:23.546	47.938	134.3	31:50.649
11	1	3:17.879 B	55.827	1:23.784	58.268	127.4	35:08.528
12	1	7:14.363	4:28.348	1:43.599	1:02.416	58.0	42:22.891
13	1	3:47.342	1:00.992	1:40.800	1:05.550	110.9	46:10.233
14	1	3:44.602	1:11.500	1:42.611	50.491	112.3	49:54.835
15	1	3:10.665	55.999	1:25.350	49.316	132.2	53:05.500
16	1	3:09.082	55.617	1:24.426	49.039	133.4	56:14.582
17	1	3:07.828	<b>55.231</b>	1:24.047	48.550	134.2	59:22.410
18	1	3:08.031	55.443	1:23.550	49.038	134.1	1:02:30.441
19	1	3:07.743	55.750	1:23.645	48.348	134.3	1:05:38.184
20	1	3:20.301 B	56.124	1:25.553	58.624	125.9	1:08:58.485
21	1	3:20.181	1:08.303	1:23.498	48.380	126.0	1:12:18.666
22	1	3:15.958	56.637	1:25.629	53.692	128.7	1:15:34.624
23	1	3:11.272	57.304	1:25.282	48.686	131.8	1:18:45.896
24	1	3:08.217	55.573	1:24.358	48.286	134.0	1:21:54.113
25	1	3:09.658	56.469	1:24.578	48.611	132.9	1:25:03.771
26	1	3:08.100	55.979	1:23.826	48.295	134.0	1:28:11.871
27	1	3:09.554	55.413	1:23.889	50.252	133.0	1:31:21.425

**728** 1. Markus DÜNKELMANN 2. Ingo PÜTZ PORSCHE 911 ST 22

1	1	3:16.766	58.209	1:28.903	49.654	125.9	3:16.766
2	1	3:08.984	53.050	1:27.497	48.437	133.4	6:25.750
3	1	3:05.374	53.279	1:24.464	47.631	136.0	9:31.124
4	1	3:01.767	51.729	1:22.730	47.308	138.7	12:32.891
5	1	3:03.728	52.662	1:23.878	47.188	137.2	15:36.619
6	1	3:03.316	54.879	1:21.950	46.487	137.5	18:39.935
7	1	3:02.728	52.373	1:22.789	47.566	138.0	21:42.663
8	1	2:59.792	51.604	1:21.772	46.416	140.2	24:42.455
9	1	2:58.999	51.508	1:21.435	46.056	140.9	27:41.454
10	1	2:59.894	51.465	1:22.372	46.057	140.2	30:41.348
11	1	3:01.090	53.035	1:21.942	46.113	139.2	33:42.438
12	1	2:59.492	51.527	1:22.164	45.801	140.5	36:41.930
13	1	3:01.655	51.501	1:22.263	47.891	138.8	39:43.585
14	1	4:48.699 B	1:09.977	2:14.915	1:23.807	87.3	44:32.284
15	1	5:58.428	3:46.280	1:25.148	47.000	70.3	50:30.712
16	1	3:00.805	51.509	1:23.133	46.163	139.5	53:31.517
17	1	2:58.967	50.999	1:22.064	45.904	140.9	56:30.484
18	1	2:59.167	51.075	1:21.861	46.231	140.7	59:29.651
19	1	3:01.014	50.988	1:22.518	47.508	139.3	1:02:30.665
20	1	2:58.371	51.454	1:21.268	45.649	141.4	1:05:29.036
21	1	2:59.681	50.725	1:23.290	45.666	140.3	1:08:28.717
22	1	2:58.232	50.709	1:21.805	45.718	141.5	1:11:26.949
23	1	3:04.843	50.915	1:23.349	50.579	136.4	1:14:31.792
24	1	3:04.450	52.088	1:24.939	47.423	136.7	1:17:36.242
25	1	2:59.614	51.593	1:21.851	46.170	140.4	1:20:35.856
26	1	2:57.856	50.922	1:21.083	45.851	141.8	1:23:33.712
27	1	2:57.218	51.118	<b>1:20.688</b>	45.412	142.3	1:26:30.930
28	1	<b>2:57.086</b>	<b>50.664</b>	1:21.086	<b>45.336</b>	142.4	1:29:28.016
29	1	2:57.548	50.970	1:21.220	45.358	142.0	1:32:25.564

**770** 1. Markus NIESTRATH 2. Samuel NIESTRATH ALFA ROMEO 1750 GT-Am 27

1	1	3:17.177	1:00.175	1:27.218	49.784	125.6	3:17.177
2	1	3:07.752	53.918	1:25.487	48.347	134.3	6:24.929
3	1	3:05.714	53.589	1:24.353	47.772	135.8	9:30.643
4	1	3:04.043	54.553	1:22.023	47.467	137.0	12:34.686
5	1	3:03.395	54.117	<b>1:22.022</b>	47.256	137.5	15:38.081
6	1	3:04.092	54.276	1:22.067	47.749	137.0	18:42.173
7	1	3:03.661	54.137	1:22.024	47.500	137.3	21:45.834
8	1	3:04.210	53.602	1:23.071	47.537	136.9	24:50.044
9	1	3:06.073	53.281	1:24.747	48.045	135.5	27:56.117
10	1	<b>3:03.013</b>	53.631	1:22.092	47.290	137.8	30:59.130
11	1	3:03.376	53.325	1:22.288	47.763	137.5	34:02.506
12	1	3:06.458	54.434	1:22.676	49.348	135.2	37:08.964
13	1	3:04.842	<b>53.191</b>	1:22.975	48.676	136.4	40:13.806
14	1	4:23.962 B	54.187	2:04.645	1:25.130	95.5	44:37.768
15	1	6:17.295	3:58.238	1:28.309	50.748	66.8	50:55.063
16	1	3:07.652	54.586	1:24.395	48.671	134.4	54:02.715
17	1	3:06.363	53.796	1:23.933	48.634	135.3	57:09.078
18	1	3:06.365	54.019	1:23.785	48.561	135.3	1:00:15.443
19	1	3:06.482	54.523	1:23.694	48.265	135.2	1:03:21.925
20	1	3:08.619	56.011	1:24.498	48.110	133.7	1:06:30.544



# HISTORIC CHAMPIONSHIP '81

## Spa Summer Classic Race

### Sector Analysis

— Invalidated Lap    ■ Personal Best    ■ Session Best    B Crossing the pit lane

Lap	D	Time	Sector 1	Sector 2	Sector 3	Kph	Elapsed	Lap	D	Time	Sector 1	Sector 2	Sector 3	Kph	Elapsed
21	1	3:07.119	54.034	1:24.757	48.328	134.7	1:09:37.663	15	1	3:04.535	54.608	1:22.273	47.654	136.6	51:36.494
22	1	3:06.806	54.784	1:23.194	48.828	135.0	1:12:44.469	16	1	3:07.299	54.282	1:25.339	47.678	134.6	54:43.793
23	1	3:10.789	53.876	1:28.418	48.495	132.2	1:15:55.258	17	1	3:05.026	54.072	1:22.863	48.091	136.3	57:48.819
24	1	3:07.348	54.012	1:23.984	49.352	134.6	1:19:02.606	18	1	3:05.482	54.405	1:22.953	48.124	135.9	1:00:54.301
25	1	3:06.174	55.367	1:23.006	47.801	135.4	1:22:08.780	19	1	3:05.293	54.555	1:22.901	47.837	136.1	1:03:59.594
26	1	3:03.855	53.944	1:22.835	<b>47.076</b>	137.1	1:25:12.635	20	1	3:05.524	54.824	1:22.803	47.897	135.9	1:07:05.118
27	1	3:05.097	53.412	1:22.880	48.805	136.2	1:28:17.732	21	1	3:06.043	55.001	1:23.178	47.864	135.5	1:10:11.161
28	1	3:04.272	54.065	1:22.718	47.489	136.8	1:31:22.004	22	1	3:09.048	54.871	1:24.225	49.952	133.4	1:13:20.209

**771** 1.Wolfgang SCHMIDT  
2.Klaus HORMES

ALFA ROMEO 1750 GT-Am 27

1	1	3:20.512	1:05.980	1:24.755	49.777	123.6	3:20.512
2	1	3:10.059	54.928	1:26.428	48.703	132.7	6:30.571
3	1	3:06.431	54.152	1:23.603	48.676	135.2	9:37.002
4	1	3:05.875	55.065	1:22.165	48.645	135.7	12:42.877
5	1	3:07.051	54.541	1:22.215	50.295	134.8	15:49.928
6	1	3:05.829	54.949	1:22.537	48.343	135.7	18:55.757
7	1	3:03.777	54.594	1:21.622	<b>47.561</b>	137.2	21:59.534
8	1	<b>3:03.364</b>	<b>53.879</b>	1:21.554	47.931	137.5	25:02.898
9	1	3:03.783	54.241	<b>1:21.109</b>	48.433	137.2	28:06.681
10	1	3:13.442 <b>B</b>	55.706	1:21.240	56.496	130.3	31:20.123
11	1	6:08.916	3:46.672	1:29.780	52.464	68.3	37:29.039
12	1	3:17.805	57.780	1:28.534	51.491	127.5	40:46.844
13	1	3:46.275	58.075	1:32.106	1:16.094	111.4	44:33.119
14	1	4:02.056	1:10.305	1:54.641	57.110	104.2	48:35.175
15	1	3:13.425	58.022	1:25.631	49.772	130.4	51:48.600
16	1	3:13.415	56.747	1:25.894	50.774	130.4	55:02.015
17	1	3:14.630	57.683	1:26.361	50.586	129.5	58:16.645
18	1	3:13.220	56.730	1:26.304	50.186	130.5	1:01:29.865
19	1	3:14.037	58.189	1:25.913	49.935	129.9	1:04:43.902
20	1	3:13.509	57.655	1:26.161	49.693	130.3	1:07:57.411
21	1	3:12.107	56.772	1:25.864	49.471	131.3	1:11:09.518
22	1	3:13.590	56.632	1:25.749	51.209	130.2	1:14:23.108
23	1	3:12.343	56.636	1:25.818	49.889	131.1	1:17:35.451
24	1	3:10.336	56.390	1:24.786	49.160	132.5	1:20:45.787
25	1	3:10.741	56.250	1:25.429	49.062	132.2	1:23:56.528
26	1	3:12.209	56.066	1:26.778	49.365	131.2	1:27:08.737
27	1	3:11.553	56.130	1:25.930	49.493	131.6	1:30:20.290

**773** 1.Mariusz KUBIS

ALFA ROMEO 1750 GT-Am 27

1	1	3:20.001	1:05.271	1:25.220	49.510	123.9	3:20.001
2	1	3:10.507	54.515	1:26.794	49.198	132.4	6:30.508
3	1	3:06.858	54.922	1:23.413	48.523	134.9	9:37.366
4	1	3:05.327	53.928	1:22.365	49.034	136.1	12:42.693
5	1	3:07.475	53.702	1:22.208	51.565	134.5	15:50.168
6	1	3:06.026	54.552	1:22.418	49.056	135.5	18:56.194
7	1	3:05.098	54.929	1:22.807	47.362	136.2	22:01.292
8	1	<b>3:02.735</b>	<b>53.585</b>	<b>1:21.748</b>	47.402	138.0	25:04.027
9	1	3:03.240	53.789	1:22.219	<b>47.232</b>	137.6	28:07.267
10	1	3:05.548	55.402	1:22.230	47.916	135.9	31:12.815
11	1	3:19.576 <b>B</b>	54.741	1:23.080	1:01.755	126.3	34:32.391
12	1	5:55.145	3:41.936	1:24.911	48.298	71.0	40:27.536
13	1	4:02.836	54.122	1:52.376	1:16.338	103.8	44:30.372
14	1	4:01.587	1:12.052	1:54.492	55.043	104.4	48:31.959

23	1	3:10.572	54.611	1:26.584	49.377	132.3	1:16:30.781
24	1	3:07.692	55.610	1:23.685	48.397	134.3	1:19:38.473
25	1	3:05.740	54.937	1:22.416	48.387	135.7	1:22:44.213
26	1	3:06.245	54.356	1:23.117	48.772	135.4	1:25:50.458
27	1	3:05.291	54.262	1:22.864	48.165	136.1	1:28:55.749
28	1	3:05.824	54.568	1:23.123	48.133	135.7	1:32:01.573

**796** 1.Jochen WILMS  
2.Klaus HORMES

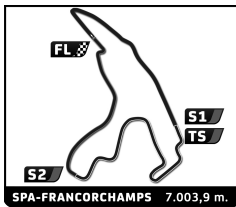
ALFA ROMEO 1750 GT-Am 27

1	1	3:18.546	1:02.440	1:25.471	50.635	124.8	3:18.546
2	1	3:09.348	55.272	1:25.455	48.621	133.2	6:27.894
3	1	3:05.757	54.083	1:23.198	48.476	135.7	9:33.651
4	1	3:04.891	54.095	1:22.602	48.194	136.4	12:38.542
5	1	3:04.056	54.167	1:21.577	48.312	137.0	15:42.598
6	1	3:03.751	54.148	1:21.920	47.683	137.2	18:46.349
7	1	3:04.057	54.475	1:22.047	47.535	137.0	21:50.406
8	1	3:03.363	53.698	1:22.262	47.403	137.5	24:53.769
9	1	3:04.686	54.105	1:22.926	47.655	136.5	27:58.455
10	1	3:02.436	53.267	1:21.661	47.508	138.2	31:00.891
11	1	3:03.032	53.404	1:22.399	47.229	137.8	34:03.923
12	1	3:03.943	53.688	1:22.587	47.668	137.1	37:07.866
13	1	3:10.105 <b>B</b>	53.694	1:21.574	54.837	132.6	40:17.971
14	1	5:57.347	3:41.859	1:21.577	53.911	70.6	46:15.318
15	1	3:38.505	1:08.811	1:42.446	47.248	115.4	49:53.823
16	1	<b>2:59.200</b>	52.928	<b>1:19.577</b>	46.695	140.7	52:53.023
17	1	3:00.404	53.899	1:20.162	46.343	139.8	55:53.427
18	1	3:08.757 <b>B</b>	53.683	1:20.241	54.833	133.6	59:02.184
19	1	3:10.901	1:04.284	1:20.406	46.211	132.1	1:02:13.085
20	1	3:01.155	53.244	1:21.071	46.840	139.2	1:05:14.240
21	1	3:02.216	55.194	1:20.581	46.441	138.4	1:08:16.456
22	1	3:00.995	53.700	1:20.557	46.738	139.3	1:11:17.451
23	1	3:04.626	53.644	1:21.734	49.248	136.6	1:14:22.077
24	1	3:05.793	55.306	1:23.252	47.235	135.7	1:17:27.870
25	1	3:02.649	53.709	1:21.825	47.115	138.0	1:20:30.519
26	1	3:01.608	54.023	1:20.714	46.871	138.8	1:23:32.127
27	1	3:00.469	53.331	1:20.954	<b>46.184</b>	139.7	1:26:32.596
28	1	3:00.459	<b>52.404</b>	1:20.172	47.883	139.7	1:29:33.055
29	1	3:00.816	53.305	1:21.277	46.234	139.4	1:32:33.871

**911** 1.Josef SCHIEDLBAUER  
2.Johannes BAUER

PORSCHE 911 Carrera 3.0 37

1	1	3:47.907	1:15.931	1:37.092	54.884	108.7	3:47.907
2	1	3:28.473	59.552	1:34.722	54.199	120.9	7:16.380
3	1	3:26.691	58.973	1:34.459	53.259	122.0	10:43.071
4	1	3:27.080	58.544	1:35.134	53.402	121.8	14:10.151
5	1	3:30.474	59.493	1:36.855	54.126	119.8	17:40.625
6	1	3:28.247	58.174	1:36.590	53.483	121.1	21:08.872



# HISTORIC CHAMPIONSHIP '81

## Spa Summer Classic Race

### Sector Analysis

— Invalidated Lap    ■ Personal Best    ■ Session Best    B Crossing the pit lane

Lap	D	Time	Sector 1	Sector 2	Sector 3	Kph	Elapsed	Lap	D	Time	Sector 1	Sector 2	Sector 3	Kph	Elapsed
7	1	3:27.022	1:00.066	1:33.603	53.353	121.8	24:35.894	4	1	3:22.336	1:00.276	1:29.704	52.356	124.6	13:58.294
8	1	3:29.513	59.520	1:36.633	53.360	120.3	28:05.407	5	1	<b>3:21.696</b>	<b>59.787</b>	1:29.895	52.014	125.0	17:19.990
9	1	3:26.081	59.975	1:33.054	53.052	122.4	31:31.488	6	1	3:22.482	1:00.545	<b>1:29.628</b>	52.309	124.5	20:42.472
10	1	3:32.328	1:00.063	1:36.346	55.919	118.8	35:03.816	7	1	3:23.635	1:01.189	1:31.009	<b>51.437</b>	123.8	24:06.107
11	1	3:35.053	<b>B</b> 55.516	1:33.251	1:06.286	117.2	38:38.869	8	1	3:25.292	1:00.087	1:32.613	52.592	122.8	27:31.399
12	1	7:31.097	4:36.007	1:49.545	1:05.545	55.9	46:09.966	9	1	3:33.316	1:03.830	1:33.048	56.438	118.2	31:04.715
13	1	3:53.964	1:11.547	1:47.106	55.311	107.8	50:03.930	10	1	3:41.378	<b>B</b> 1:03.238	1:32.462	1:05.678	113.9	34:46.093
14	1	3:19.861	56.373	1:31.089	52.399	126.2	53:23.791	11	1	6:33.013	<b>B</b> 3:48.469	1:34.640	1:09.904	64.2	41:19.106
15	1	3:17.563	55.318	1:31.420	50.825	127.6	56:41.354	12	1	4:55.204	2:27.260	1:30.872	57.072	85.4	46:14.310
16	1	3:19.168	54.669	1:32.784	51.715	126.6	1:00:00.522	13	1	3:52.291	1:08.686	1:46.614	56.991	108.5	50:06.601
17	1	3:18.926	56.080	1:30.992	51.854	126.8	1:03:19.448	14	1	3:42.158	1:07.136	1:33.755	1:01.267	113.5	53:48.759
18	1	3:20.281	57.197	1:31.104	51.980	125.9	1:06:39.729	15	1	3:51.812	1:12.800	1:39.789	59.223	108.8	57:40.571
19	1	3:16.488	55.387	1:29.823	51.278	128.3	1:09:56.217	16	1	3:43.578	1:08.064	1:37.450	58.064	112.8	1:01:24.149
20	1	<b>3:14.664</b>	55.032	1:29.584	<b>50.048</b>	129.5	1:13:10.881	17	1	3:44.394	1:07.110	1:39.591	57.693	112.4	1:05:08.543
21	1	3:16.564	<b>54.492</b>	1:30.215	51.857	128.3	1:16:27.445	18	1	3:39.358	1:05.213	1:36.786	57.359	114.9	1:08:47.901
22	1	3:17.159	56.211	1:30.089	50.859	127.9	1:19:44.604	19	1	3:39.029	1:05.242	1:36.055	57.732	115.1	1:12:26.930
23	1	3:16.725	54.881	1:29.765	52.079	128.2	1:23:01.329	20	1	3:47.607	1:10.439	1:38.232	58.936	110.8	1:16:14.537
24	1	3:16.624	55.897	<b>1:29.413</b>	51.314	128.2	1:26:17.953	21	1	3:42.802	1:07.361	1:38.082	57.359	113.2	1:19:57.339
25	1	3:17.231	55.946	1:30.773	50.512	127.8	1:29:35.184	22	1	3:37.722	1:05.135	1:34.065	58.522	115.8	1:23:35.061
								23	1	3:35.306	1:04.517	1:32.781	58.008	117.1	1:27:10.367
								24	1	3:37.510	1:05.347	1:33.173	58.990	115.9	1:30:47.877

**916** PORSCHE 914/6  
 1. Dirk BAUMANN  
 2. Philipp BAUMANN  
 22

1	1	3:17.208	59.218	1:28.576	49.414	125.6	3:17.208
2	1	3:03.222	52.945	1:22.430	47.847	137.6	6:20.430
3	1	2:59.642	<b>52.069</b>	1:21.443	46.130	140.4	9:20.072
4	1	3:00.043	52.195	1:21.514	46.334	140.0	12:20.115
5	1	2:59.792	52.110	1:21.451	46.231	140.2	15:19.907
6	1	<b>2:59.287</b>	52.427	<b>1:20.572</b>	46.288	140.6	18:19.194
7	1	3:01.969	53.277	1:21.958	46.734	138.6	21:21.163
8	1	3:03.050	55.043	1:21.787	46.220	137.7	24:24.213
9	1	2:59.605	52.567	1:20.882	46.156	140.4	27:23.818
10	1	3:02.398	52.711	1:21.189	48.498	138.2	30:26.216
11	1	3:02.545	53.777	1:22.412	46.356	138.1	33:28.761
12	1	2:59.295	52.662	1:20.741	<b>45.892</b>	140.6	36:28.056
13	1	2:59.502	52.181	1:20.714	46.607	140.5	39:27.558
14	1	5:01.565	<b>B</b> 1:22.720	2:15.186	1:23.659	83.6	44:29.123
15	1	7:23.881	4:49.935	1:38.082	55.864	56.8	51:53.004
16	1	3:26.030	58.294	1:34.681	53.055	122.4	55:19.034
17	1	3:21.921	57.947	1:31.701	52.273	124.9	58:40.955
18	1	3:20.873	57.549	1:31.232	52.092	125.5	1:02:01.828
19	1	3:18.749	57.908	1:30.147	50.694	126.9	1:05:20.577
20	1	3:19.123	57.988	1:30.748	50.387	126.6	1:08:39.700
21	1	3:21.518	56.934	1:31.700	52.884	125.1	1:12:01.218
22	1	3:32.216	57.671	1:35.825	58.720	118.8	1:15:33.434
23	1	3:25.601	57.694	1:34.456	53.451	122.6	1:18:59.035
24	1	3:25.957	1:00.476	1:32.018	53.463	122.4	1:22:24.992
25	1	3:30.903	1:01.836	1:33.952	55.115	119.6	1:25:55.895
26	1	3:30.719	1:01.838	1:33.732	55.149	119.7	1:29:26.614
27	1	3:33.706	1:02.993	1:35.025	55.688	118.0	1:33:00.320

**924** PORSCHE 924  
 1. Susanne FÜCKER  
 36

1	1	3:42.432	1:15.080	1:33.685	53.667	111.4	3:42.432
2	1	3:28.483	1:01.556	1:33.361	53.566	120.9	7:10.915
3	1	3:25.043	1:01.700	1:31.003	52.340	123.0	10:35.958

**937** PORSCHE 924 GTS  
 1. Lutz ILGNER  
 2. Maximilian ILGNER  
 37

1	1	3:11.146	58.031	1:25.690	47.425	129.6	3:11.146
2	1	3:02.557	52.293	1:22.895	47.369	138.1	6:13.703
3	1	<b>3:00.213</b>	51.678	1:22.023	<b>46.512</b>	139.9	9:13.916
4	1	3:00.889	<b>51.660</b>	<b>1:21.681</b>	47.548	139.4	12:14.805
5	1	3:00.544	51.784	1:21.812	46.948	139.7	15:15.349