

# BELCAR HISTORIC CUP

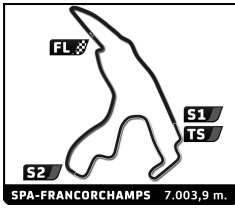
## Spa Summer Classic

### Race 2

### Sector Analysis

— Invalidated Lap    ■ Personal Best    ■ Session Best    B Crossing the pit lane

Lap	D	Time	Sector 1	Sector 2	Sector 3	Kph	Elapsed	Lap	D	Time	Sector 1	Sector 2	Sector 3	Kph	Elapsed	
<b>2</b>	1.Luc MOORTGAT							Porsche 964 E								
	1	1	2:48.613	49.514		146.9	2:48.613	6	1	4:44.796	1:06.438	2:20.944	1:17.414	88.5	21:18.610	
	2	1	2:44.492	46.525	1:15.218	42.749	153.3	5:33.105	7	1	3:22.981	58.110	1:33.785	51.086	124.2	24:41.591
	3	1	2:44.205	47.695	1:15.129	41.381	153.6	8:17.310	8	1	3:12.594	54.298	1:28.259	50.037	130.9	27:54.185
	4	1	2:41.671	45.835			156.0	10:58.981								
	5	1	2:42.223	46.242			155.4	13:41.204								
	6	1	2:55.901	46.627	1:17.005	52.269	143.3	16:37.105								
	7	1	4:42.867	1:06.582	2:20.010	1:16.275	89.1	21:19.972								
	8	1	2:59.793	1:00.743			140.2	24:19.765								
	9	1	2:43.439	46.480			154.3	27:03.204								
<b>3</b>	1.Samuel VERHENGGEN							Mercedes 190 e 2.5-16V D								
	1	1	3:09.162	1:01.758	1:22.793	44.611	131.0	3:09.162								
	2	1	2:52.462	48.573	1:19.136	44.753	146.2	6:01.624								
	3	1	2:48.874	48.022	1:17.387	43.465	149.3	8:50.498								
	4	1	2:48.444	47.672	1:17.067	43.705	149.7	11:38.942								
	5	1	2:49.815	48.224	1:17.117	44.474	148.5	14:28.757								
	6	1	2:55.448	48.607	1:19.145	47.696	143.7	17:24.205								
	7	1	4:03.819	56.970	1:51.917	1:14.932	103.4	21:28.024								
	8	1	2:57.315	52.666	1:20.025	44.624	142.2	24:25.339								
	9	1	2:52.582	48.257	1:18.339	45.986	146.1	27:17.921								
<b>5</b>	1.Evertjan ALDERS							BMW E30 M3 D								
	1	1	2:55.250	50.748	1:20.874	43.628	141.4	2:55.250								
	2	1	2:49.558	47.895	1:18.356	43.307	148.7	5:44.808								
	3	1	2:47.598	47.426	1:17.242	42.930	150.4	8:32.406								
	4	1	2:46.886	47.353	1:16.533	43.000	151.1	11:19.292								
	5	1	2:46.445	46.956	1:16.619	42.870	151.5	14:05.737								
<b>6</b>	1.Guy DE BAER							Ford GT40 Gulf E								
	1	1	3:31.653	1:10.463	1:30.398	50.792	117.1	3:31.653								
	2	1	3:16.008	54.601	1:31.340	50.067	128.6	6:47.661								
	3	1	3:15.804	56.668	1:29.334	49.802	128.8	10:03.465								
	4	1	3:12.413	53.748	1:28.924	49.741	131.0	13:15.878								
	5	1	3:19.406	54.674	1:31.731	53.001	126.4	16:35.284								
	6	1	4:44.130	1:06.542	2:20.411	1:17.177	88.7	21:19.414								
	7	1	3:23.126	57.951	1:33.913	51.262	124.1	24:42.540								
	8	1	3:12.433	54.583	1:28.095	49.755	131.0	27:54.973								
	9	1	3:18.467	54.556	1:31.470	52.441	127.0	16:33.814								
<b>7</b>	1.Luc GEEBELEN							Porsche 911 C								
	1	1	3:28.973	1:08.739	1:29.761	50.473	118.6	3:28.973								
	2	1	3:17.221	55.986	1:31.021	50.214	127.8	6:46.194								
	3	1	3:15.317	54.781	1:29.922	50.614	129.1	10:01.511								
	4	1	3:13.836	54.292	1:29.185	50.359	130.1	13:15.347								
	5	1	3:18.467	54.556	1:31.470	52.441	127.0	16:33.814								
<b>8</b>	1.Sidney DIELEMAN							BMW E30 325i D								
	1	1	3:00.964	55.221	1:19.510	46.233	136.9	3:00.964								
	2	1	2:52.971	50.008	1:17.416	45.547	145.8	5:53.935								
	3	1	2:53.290	50.383	1:17.378	45.529	145.5	8:47.225								
	4	1	2:51.594	49.837	1:17.475	44.282	146.9	11:38.819								
	5	1	2:50.833	49.759	1:17.009	44.065	147.6	14:29.652								
	6	1	2:55.258	50.119	1:18.071	47.068	143.9	17:24.910								
	7	1	4:05.628	57.044	1:51.909	1:16.675	102.7	21:30.538								
	8	1	2:55.665	51.204	1:19.519	44.942	143.5	24:26.203								
	9	1	2:55.062	49.799	1:19.695	45.568	144.0	27:21.265								
<b>9</b>	1.Luc BRANCKAERTS							Corvette C4 E								
	1	1	2:44.009	47.506	1:15.293	41.210	151.1	2:44.009								
	2	1	2:39.968	44.859	1:14.417	40.692	157.6	5:23.977								
	3	1	2:40.448	44.784	1:14.155	41.509	157.1	8:04.425								
	4	1	2:41.396	45.130	1:14.509	41.757	156.2	10:45.821								
	5	1	2:41.387	44.673	1:14.798	41.916	156.2	13:27.208								
	6	1	2:50.680	44.366	1:15.929	50.385	147.7	16:17.888								
	7	1	4:52.144	1:19.173	2:21.336	1:11.635	86.3	21:10.032								
	8	1	2:39.663	44.107	1:14.250	41.306	157.9	23:49.695								
	9	1	2:42.337	44.484	1:14.495	43.358	155.3	26:32.032								
<b>10</b>	1.Andreas FRICKE							Renault Alpine A110 C								
	1	1	3:24.720	1:02.202	1:29.440	53.078	121.0	3:24.720								
	2	1	3:12.105	54.820	1:27.949	49.336	131.3	6:36.825								
	3	1	3:08.436	54.309	1:25.482	48.645	133.8	9:45.261								
	4	1	3:08.059	54.357	1:25.293	48.409	134.1	12:53.320								
	5	1	3:17.326	54.374	1:27.509	55.443	127.8	16:10.646								
	6	1	3:17.388	57.830	1:30.011	49.547	127.7	19:28.034								
	7	1	3:12.042	57.881	1:25.170	48.991	131.3	22:40.076								
	8	1	3:07.914	54.091	1:25.165	48.658	134.2	25:47.990								
	9	1	3:05.665	53.924	1:23.972	47.769	135.8	28:53.655								
<b>12</b>	1.François BOUILLON							Audi 80 Competition STW C								
	1	1	2:58.678	54.471	1:19.498	44.709	138.7	2:58.678								
	2	1	2:55.509	49.881	1:19.447	46.181	143.7	5:54.187								
	3	1	2:53.204	50.168	1:17.725	45.311	145.6	8:47.391								
	4	1	2:52.307	50.174	1:17.342	44.791	146.3	11:39.698								
	5	1	2:50.182	49.468	1:17.009	43.705	148.2	14:29.880								
	6	1	2:55.848	51.016	1:18.057	46.775	143.4	17:25.728								
	7	1	4:05.278	57.143	1:51.829	1:16.306	102.8	21:31.006								
	8	1	2:58.019	52.109	1:20.676	45.234	141.6	24:29.025								
	9	1	2:52.404	50.139	1:17.174	45.091	146.3	27:21.429								



# BELCAR HISTORIC CUP

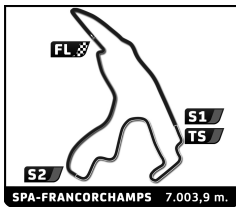
## Spa Summer Classic

### Race 2

### Sector Analysis

— Invalidated Lap   ■ Personal Best   ■ Session Best   B Crossing the pit lane

Lap	D	Time	Sector 1	Sector 2	Sector 3	Kph	Elapsed	Lap	D	Time	Sector 1	Sector 2	Sector 3	Kph	Elapsed	
<b>15</b>	1.Peter DIELEMAN	VOLVO 850 GLT D							2	2	2:57.060	50.377	1:20.915	45.768	142.4	6:01.661
		3	2	2:56.970	49.935	1:20.820	46.215	142.5	8:58.631							
		4	2	2:56.590	50.348	1:20.691	45.551	142.8	11:55.221							
		5	2	2:57.633	51.089	1:20.580	45.964	141.9	14:52.854							
		6	2	3:02.659	53.609	1:21.856	47.194	138.0	17:55.513							
		7	2	3:39.297	55.494	1:27.287	1:16.516	115.0	21:34.810							
		8	2	2:57.245	50.139	1:20.998	46.108	142.3	24:32.055							
		9	2	<b>2:54.499</b>	<b>49.673</b>	<b>1:19.419</b>	<b>45.407</b>	144.5	27:26.554							
		<b>17</b>	1.Eric NULENS	PORSCHÉ 964 E							<b>23</b>	1.Dominique HOLVOET	TOYOTA Celica B			
1	1			3:10.601	59.436	1:24.101	47.064	130.0	3:10.601							
2	1			3:00.707	52.725	1:21.034	46.948	139.5	6:11.308							
3	1			2:59.496	<b>51.794</b>	1:21.258	46.444	140.5	9:10.804							
4	1			<b>2:59.367</b>	52.515	1:20.456	<b>46.396</b>	140.6	12:10.171							
5	1			2:59.505	52.552	<b>1:20.283</b>	46.670	140.5	15:09.676							
6	1			3:07.610	55.760	1:23.023	48.827	134.4	18:17.286							
7	1			3:19.068	56.718	1:23.267	59.083	126.7	21:36.354							
8	1			2:59.900	51.879	1:21.571	46.450	140.2	24:36.254							
9	1	3:02.401	53.666	1:21.384	47.351	138.2	27:38.655									
<b>20</b>	1.Bas VAN ELDEREN	FORD Escort RS1600 C							<b>30</b>	1.Dirk VAN ROMPUY 2.Erik QVICK	BMW E36 STW D					
		1	2	2:51.828	51.641	1:17.573	42.614	144.2			2:51.828					
		2	2	2:44.134	46.960	1:14.751	42.423	153.6			5:35.962					
		3	2	2:42.591	46.351	1:14.279	41.961	155.1			8:18.553					
		4	2	2:42.457	<b>45.940</b>	1:14.374	42.143	155.2			11:01.010					
		5	2	2:42.214	46.221	1:14.094	41.899	155.4			13:43.224					
		6	2	2:54.217	46.908	1:15.485	51.824	144.7			16:37.441					
		7	2	4:43.068	1:06.855	2:19.886	1:16.327	89.1			21:20.509					
		8	2	2:46.518	50.066	1:15.011	<b>41.441</b>	151.4			24:07.027					
9	2	<b>2:42.018</b>	46.444	<b>1:13.688</b>	41.886	155.6	26:49.045									
<b>21</b>	1.Eric DAMSEAUX	AUSTIN Mini Cooper S A							<b>32</b>	1.Jorge CRUZ	BMW E21 323i D					
		1	1	3:09.299	57.815	1:23.571	47.913	130.9			3:09.299					
		2	1	3:01.464	53.659	1:20.993	46.812	138.9			6:10.763					
		3	1	3:00.490	52.034	1:22.099	46.357	139.7			9:11.253					
		4	1	2:59.348	52.798	1:20.296	<b>46.254</b>	140.6			12:10.601					
		5	1	<b>2:58.406</b>	52.027	<b>1:19.929</b>	46.450	141.3			15:09.007					
		6	1	3:07.200	55.921	1:22.826	48.453	134.7			18:16.207					
		7	1	3:18.951	56.958	1:23.281	58.712	126.7			21:35.158					
		8	1	3:00.031	<b>51.920</b>	1:21.737	46.374	140.1			24:35.189					
9	1	2:59.995	52.427	1:21.077	46.491	140.1	27:35.184									
<b>22</b>	1.Anthony VONK 2.Ruud BOFFIN	BMW 635csi E							<b>33</b>	1.Tim KUIJL	BMW E36 325i D					
		1	1	3:22.608	1:04.468	1:28.049	<b>50.091</b>	122.3			3:22.608					
		2	1	3:13.442	56.232	1:26.192	51.018	130.3			6:36.050					
		3	1	3:13.104	<b>55.913</b>	1:26.966	50.225	130.6			9:49.154					
		4	1	3:13.076	56.475	1:26.107	50.494	130.6			13:02.230					
		5	1	3:14.071	56.343	1:26.200	51.528	129.9			16:16.301					
		6	1	3:15.112	57.351	1:27.175	50.586	129.2			19:31.413					
		7	1	3:14.418	57.580	1:26.504	50.334	129.7			22:45.831					
		8	1	<b>3:13.041</b>	56.564	1:26.209	50.268	130.6			25:58.872					
9	1	3:13.177	56.614	<b>1:25.881</b>	50.682	130.5	29:12.049									
1	2	3:04.601	55.621	1:22.768	46.212	134.2	3:04.601									



# BELCAR HISTORIC CUP

## Spa Summer Classic

### Race 2

### Sector Analysis

— Invalidated Lap    ■ Personal Best    ■ Session Best    B Crossing the pit lane

Lap	D	Time	Sector 1	Sector 2	Sector 3	Kph	Elapsed	Lap	D	Time	Sector 1	Sector 2	Sector 3	Kph	Elapsed
6	1	2:56.809	45.892	1:17.924	52.993	142.6	16:35.843								
7	1	4:43.683	1:06.359	2:20.492	1:16.832	88.9	21:19.526								
8	1	2:42.297	46.682	1:13.872	41.743	155.4	24:01.823								
9	1	2:41.039	46.275	1:13.552	<b>41.212</b>	156.6	26:42.862								

42		1.Gilles DUBOIS		BMW E30 325i		D	
1	1	3:23.185	1:04.872	1:28.016	50.297	121.9	3:23.185
2	1	3:09.226	55.017	1:25.695	48.514	133.2	6:32.411
3	1	3:08.190	54.856	1:25.482	47.852	134.0	9:40.601
4	1	3:06.060	53.979	1:24.271	47.810	135.5	12:46.661
5	1	3:06.420	53.470	1:23.598	49.352	135.3	15:53.081
6	1	3:07.607	54.652	1:24.406	48.549	134.4	19:00.688
7	1	3:09.160	57.564	1:24.383	<b>47.213</b>	133.3	22:09.848
8	1	<b>3:04.377</b>	<b>53.004</b>	<b>1:23.559</b>	47.814	136.8	25:14.225
9	1	3:05.217	53.738	1:23.886	47.593	136.1	28:19.442

43		1.Stefan KREMER		LOTUS Europa S2		B	
1	1	3:32.317	1:11.878	1:29.717	50.722	116.7	3:32.317
2	1	3:15.964	57.002	<b>1:28.761</b>	50.201	128.7	6:48.281
3	1	<b>3:15.715</b>	56.227	1:29.620	49.868	128.8	10:03.996
4	1	3:27.129	56.476	1:40.935	<b>49.718</b>	121.7	13:31.125
5	1	3:20.628	<b>56.068</b>	1:31.211	53.349	125.7	16:51.753
6	1	4:31.037	1:02.433	2:11.026	1:17.578	93.0	21:22.790
7	1	3:23.080	59.468	1:32.915	50.697	124.2	24:45.870
8	1	3:15.945	56.727	1:28.920	50.298	128.7	28:01.815

52		1.Jan BRUNEEL		BMW E30 325i		D	
1	1	3:17.054	1:02.171	1:25.624	49.259	125.7	3:17.054
2	1	3:08.300	54.952	1:24.645	48.703	133.9	6:25.354
3	1	3:08.732	55.713	1:24.373	48.646	133.6	9:34.086
4	1	3:11.119	57.955	1:25.042	48.122	131.9	12:45.205
5	1	3:06.378	54.652	<b>1:22.984</b>	48.742	135.3	15:51.583
6	1	3:07.998	55.161	1:24.790	48.047	134.1	18:59.581
7	1	3:09.044	57.736	1:23.540	<b>47.768</b>	133.4	22:08.625
8	1	<b>3:05.168</b>	<b>53.916</b>	1:23.108	48.144	136.2	25:13.793
9	1	3:08.450	56.816	1:23.672	47.962	133.8	28:22.243

53		1.Wim KUIJL		FORD Capri 3100 RS		E	
1	1	2:42.565	46.336	1:15.020	41.209	152.4	2:42.565
2	1	2:40.439	45.353	<b>1:14.075</b>	<b>41.011</b>	157.2	5:23.004
3	1	2:40.810	45.111	1:14.421	41.278	156.8	8:03.814
4	1	2:41.136	45.148	1:14.768	41.220	156.5	10:44.950
5	1	2:41.408	45.108	1:14.854	41.446	156.2	13:26.358
6	1	2:50.780	44.794	1:15.239	50.747	147.6	16:17.138
7	1	4:52.033	1:18.306	2:21.881	1:11.846	86.3	21:09.171
8	1	2:40.299	<b>44.503</b>	1:14.465	41.331	157.3	23:49.470
9	1	<b>2:40.248</b>	44.564	1:14.433	41.251	157.3	26:29.718

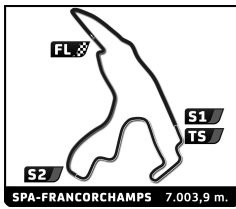
55		1.Dirk KUIJL		FORD Capri 3100 RS		Cosworth		E	
1	1	2:51.536	50.964	1:17.651	<b>42.921</b>	144.4	2:51.536		
2	1	2:47.739	<b>46.403</b>	1:17.640	43.696	150.3	5:39.275		
3	1	2:49.724	47.509	1:18.639	43.576	148.6	8:28.999		
4	1	<b>2:46.735</b>	46.842	<b>1:16.296</b>	43.597	151.2	11:15.734		
5	1	3:10.954	B 46.888	1:23.436	1:00.630	132.0	14:26.688		
6	1	7:27.085	5:15.471	1:26.239	45.375	56.4	21:53.773		
7	1	2:53.175	47.543	1:19.748	45.884	145.6	24:46.948		
8	1	2:54.977	48.398	1:21.261	45.318	144.1	27:41.925		

61		1.Juri VANNIEUWENBORGH		BMW 635csi grp C		E			
1	1	2:56.723	53.961	1:18.591	<b>44.171</b>	140.2	2:56.723		
2	1	<b>2:50.632</b>	48.402	<b>1:18.022</b>	44.208	147.8	5:47.355		
3	1	2:52.491	<b>48.274</b>	1:18.871	45.346	146.2	8:39.846		
4	1	2:51.534	48.726	1:18.429	44.379	147.0	11:31.380		
5	1	2:51.959	48.472	1:18.979	44.508	146.6	14:23.339		
6	1	2:58.736	49.064	1:21.677	47.995	141.1	17:22.075		
7	1	4:04.796	56.820	1:52.012	1:15.964	103.0	21:26.871		
8	1	2:55.027	49.977	1:20.052	44.998	144.1	24:21.898		
9	1	2:52.912	48.804	1:19.200	44.908	145.8	27:14.810		

66		1.Patrick VERBELEN		NISSAN 200SX		E			
1	1	3:07.523	58.807	1:22.834	45.882	132.1	3:07.523		
2	1	2:55.956	49.954	1:21.118	44.884	143.3	6:03.479		
3	1	2:54.663	50.243	1:20.457	43.963	144.4	8:58.142		
4	1	2:51.232	<b>48.020</b>	1:19.547	43.665	147.3	11:49.374		
5	1	<b>2:51.226</b>	48.342	<b>1:19.522</b>	<b>43.362</b>	147.3	14:40.600		
6	1	2:56.556	48.613	1:22.285	45.658	142.8	17:37.156		
7	1	3:55.455	53.024	1:46.162	1:16.269	107.1	21:32.611		
8	1	2:54.872	49.635	1:20.619	44.618	144.2	24:27.483		
9	1	2:51.870	48.220	1:19.600	44.050	146.7	27:19.353		

69		1.Bert THEUNISSEN 2.Ben THAENS		BMW E36 325i		D			
1	1	3:06.638	58.808	1:22.167	45.663	132.7	3:06.638		
2	1	2:53.358	49.662	1:18.683	45.013	145.4	5:59.996		
3	1	<b>2:52.152</b>	<b>48.956</b>	1:18.642	44.554	146.5	8:52.148		
4	1	2:52.395	49.351	1:17.930	45.114	146.3	11:44.543		
5	1	2:52.626	49.831	<b>1:17.902</b>	44.893	146.1	14:37.169		
6	1	2:53.585	49.948	1:18.288	45.349	145.3	17:30.754		
7	1	4:00.885	52.844	1:51.759	1:16.282	104.7	21:31.639		
8	1	2:56.674	50.861	1:20.895	44.918	142.7	24:28.313		
9	1	2:52.308	49.466	1:18.292	<b>44.550</b>	146.3	27:20.621		

75		1.Thierry DE BONHOME 2.Guy BRIEVEN		CITROEN AX Sport		A			
1	1	3:23.943	1:05.576	1:27.610	50.757	121.5	3:23.943		



# BELCAR HISTORIC CUP

## Spa Summer Classic

### Race 2

### Sector Analysis

— Invalidated Lap    ■ Personal Best    ■ Session Best    B Crossing the pit lane

Lap	D	Time	Sector 1	Sector 2	Sector 3	Kph	Elapsed	Lap	D	Time	Sector 1	Sector 2	Sector 3	Kph	Elapsed
2	1	3:11.275	55.674	1:25.661	49.940	131.8	6:35.218	6	1	2:58.563	48.987	1:21.597	47.979	141.2	17:22.453
3	1	3:11.774	55.963	1:26.426	49.385	131.5	9:46.992	7	1	4:04.663	57.323	1:51.865	1:15.475	103.1	21:27.116
4	1	3:09.225	55.621	1:24.406	49.198	133.2	12:56.217	8	1	2:57.569	52.474	1:20.631	44.464	142.0	24:24.685
5	1	3:14.774	55.480	1:24.046	55.248	129.5	16:10.991	9	1	2:53.617	48.404	1:18.614	46.599	145.2	27:18.302
6	1	3:17.976	58.350	1:29.476	50.150	127.4	19:28.967								
7	1	3:12.190	58.223	1:24.197	49.770	131.2	22:41.157								
8	1	<b>3:08.866</b>	55.963	<b>1:23.731</b>	<b>49.172</b>	133.5	25:50.023								
9	1	3:10.183	<b>55.375</b>	1:25.013	49.795	132.6	29:00.206								

77		1.Illaria STALLIVIERE		RENAULT Clio C			
1	1	3:21.401	1:02.672	1:29.266	49.463	123.0	3:21.401
2	1	3:07.788	55.018	1:25.011	47.759	134.3	6:29.189
3	1	3:06.420	54.430	1:24.591	47.399	135.3	9:35.609
4	1	3:06.869	54.978	1:23.722	48.169	134.9	12:42.478
5	1	3:03.261	53.254	1:22.448	47.559	137.6	15:45.739
6	1	3:10.982	56.500	1:25.296	49.186	132.0	18:56.721
7	1	3:10.595	58.698	1:23.940	47.957	132.3	22:07.316
8	1	3:08.583	52.695	1:29.602	<b>46.286</b>	133.7	25:15.899
9	1	<b>3:01.308</b>	<b>51.857</b>	<b>1:22.097</b>	47.354	139.1	28:17.207

81		1.Erik BRUYNOGHE		PORSCH 911 E			
1	1	3:10.630	1:06.579	1:19.817	44.234	130.0	3:10.630
2	1	2:49.552	47.520	1:18.282	43.750	148.7	6:00.182
3	1	<b>2:47.261</b>	<b>47.382</b>	1:16.244	43.635	150.7	8:47.443
4	1	2:47.301	47.733	<b>1:16.241</b>	<b>43.327</b>	150.7	11:34.744
5	1	2:48.727	47.495	1:17.229	44.003	149.4	14:23.471
6	1	2:57.855	48.488	1:20.708	48.659	141.8	17:21.326
7	1	4:05.463	56.705	1:51.805	1:16.953	102.7	21:26.789
8	1	2:52.671	50.370	1:18.289	44.012	146.0	24:19.460
9	1	2:48.274	47.859	1:16.827	43.588	149.8	27:07.734

82		1.Xavier MARTENS		PORSCH 911RS E			
1	1	3:13.342	58.541	1:26.725	48.076	128.1	3:13.342
2	1	3:03.261	52.054	<b>1:24.530</b>	<b>46.677</b>	137.6	6:16.603
3	1	3:02.453	51.659			138.2	9:19.056
4	1	<b>3:01.178</b>	51.737			139.2	12:20.234
5	1	3:02.177	<b>51.191</b>			138.4	15:22.411
6	1	3:04.005	52.886			137.0	18:26.416
7	1	3:12.829	52.900			130.8	21:39.245
8	1	3:04.319	51.442			136.8	24:43.564
9	1	3:02.170	51.510			138.4	27:45.734

94		1.Gust VAN HAELEST		MAZDA RX3 D			
1	1	2:56.135	52.586	1:19.412	44.137	140.7	2:56.135
2	1	2:51.657	48.870	1:18.581	44.206	146.9	5:47.792
3	1	<b>2:51.390</b>	<b>48.260</b>	1:18.884	44.246	147.1	8:39.182
4	1	2:52.374	49.947	<b>1:18.295</b>	44.132	146.3	11:31.556
5	1	2:52.334	48.640	1:19.662	<b>44.032</b>	146.3	14:23.890

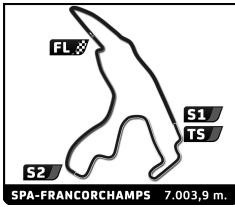
121		1.Chris PEARSON		MAZDA MX 5 B			
1	1	3:35.001	1:13.691	1:29.179	52.131	115.2	3:35.001
2	1	3:20.166	<b>59.538</b>	1:28.441	52.187	126.0	6:55.167
3	1	3:22.341	1:00.300	1:29.069	52.972	124.6	10:17.508
4	1	3:21.943	1:00.084	1:29.329	52.530	124.9	13:39.451
5	1	3:26.090	59.803	1:29.701	56.586	122.3	17:05.541
6	1	4:19.110	1:04.063	1:57.369	1:17.678	97.3	21:24.651
7	1	3:42.633	1:00.737	1:30.298	1:11.598	113.3	25:07.284
8	1	<b>3:18.804</b>	59.755	<b>1:27.084</b>	<b>51.965</b>	126.8	28:26.088

127		1.Chris SERVAYE		VOLVO 240 Turbo E			
1	1	3:09.186	57.389	1:23.172	48.625	131.0	3:09.186
2	1	3:04.765	54.225	<b>1:22.658</b>	47.882	136.5	6:13.951
3	1	<b>3:03.712</b>	<b>53.416</b>	1:22.717	47.579	137.2	9:17.663
4	1	3:04.445	53.829	1:23.056	<b>47.560</b>	136.7	12:22.108
5	1	3:04.654	53.615	1:23.037	48.002	136.5	15:26.762
6	1	3:12.925	55.235	1:26.308	51.382	130.7	18:39.687
7	1	3:12.544	57.394	1:26.065	49.085	131.0	21:52.231
8	1	3:06.860	54.960	1:23.050	48.850	134.9	24:59.091
9	1	3:08.407	55.510	1:23.281	49.616	133.8	28:07.498

147		1.David POTTERS		PEUGEOT 206 C			
1	1	3:08.749	59.333	<b>1:22.638</b>	<b>46.778</b>	131.3	3:08.749

155		1.Leonard BATENBURG		BMW E30 M3 D			
1	1	2:52.601	51.803	1:17.772	43.026	143.5	2:52.601
2	1	2:44.867	48.073	1:14.473	42.321	152.9	5:37.468
3	1	2:43.505	<b>47.483</b>	1:14.006	<b>42.016</b>	154.2	8:20.973
4	1	<b>2:43.226</b>	47.584	<b>1:13.583</b>	42.059	154.5	11:04.199
5	1	2:44.842	47.967	1:14.316	42.559	153.0	13:49.041
6	1	3:03.069	48.543	1:21.300	53.226	137.7	16:52.110
7	1	4:28.456	1:02.442	2:11.331	1:14.683	93.9	21:20.566
8	1	2:48.399	50.027	1:15.980	42.392	149.7	24:08.965
9	1	2:45.042	47.800	1:14.698	42.544	152.8	26:54.007

250		1.Alexander TROJAN		FORD Escort RS2000 MK II C			
1	1	3:26.147	1:07.846	1:27.623	50.678	120.2	3:26.147
2	1	3:14.421	57.831	1:26.927	49.663	129.7	6:40.568
3	1	3:12.271	56.137	1:26.884	49.250	131.1	9:52.839
4	1	3:13.216	55.608	1:27.260	50.348	130.5	13:06.055
5	1	3:14.851	<b>55.287</b>	1:28.570	50.994	129.4	16:20.906



# BELCAR HISTORIC CUP

## Spa Summer Classic

### Race 2

### Sector Analysis

— Invalidated Lap    ■ Personal Best    ■ Session Best    B Crossing the pit lane

Lap	D	Time	Sector 1	Sector 2	Sector 3	Kph	Elapsed	Lap	D	Time	Sector 1	Sector 2	Sector 3	Kph	Elapsed
6	1	4:54.683	1:16.719	2:21.442	1:16.522	85.6	21:15.589	7	1	3:17.459	56.368	1:23.461	57.630	127.7	21:37.650
7	1	3:14.695	56.034	1:27.060	51.601	129.5	24:30.284	8	1	2:51.894	49.366	1:18.338	44.190	146.7	24:29.544
8	1	<b>3:11.763</b>	55.828	<b>1:26.699</b>	<b>49.236</b>	131.5	27:42.047	9	1	2:47.982	<b>46.553</b>	1:16.188	45.241	150.1	27:17.526

**251** 1.Marc ROESSLE FORD Escort RS2000 MK I Holbay  
D

1	1	3:15.296	1:06.356	1:24.130	44.810	126.9	3:15.296
2	1	2:56.382	50.301	1:20.769	45.312	143.0	6:11.678
3	1	<b>2:51.647</b>	50.331	<b>1:17.325</b>	43.991	146.9	9:03.325
4	1	2:52.140	<b>49.628</b>	1:18.555	<b>43.957</b>	146.5	11:55.465
5	1	2:52.600	49.901	1:18.439	44.260	146.1	14:48.065
6	1	3:02.721	55.417	1:20.380	46.924	138.0	17:50.786
7	1	3:42.449	51.838	1:34.394	1:16.217	113.3	21:33.235
8	1	2:57.536	49.897	1:20.870	46.769	142.0	24:30.771
9	1	3:03.637	52.258	1:23.697	47.682	137.3	27:34.408

**254** 1.Simeon ROESSLE FORD Puma 16V  
B

1	1	3:39.848	1:15.066	1:31.333	53.449	112.7	3:39.848
2	1	3:21.545	59.309	1:29.433	52.803	125.1	7:01.393
3	1	3:20.564	58.874	1:29.480	<b>52.210</b>	125.7	10:21.957
4	1	<b>3:20.100</b>	<b>58.321</b>	<b>1:28.856</b>	52.923	126.0	13:42.057
5	1	3:25.861	58.481	1:30.228	57.152	122.5	17:07.918
6	1	4:18.635	1:04.255	1:55.979	1:18.401	97.5	21:26.553
7	1	3:26.596	1:01.284	1:32.493	52.819	122.0	24:53.149
8	1	3:27.287	59.682	1:31.047	56.558	121.6	28:20.436

**452** 1.Fred KRAB BMW E30 M3  
D

1	1	2:53.875	51.545	1:18.311	44.019	142.5	2:53.875
2	1	2:51.725	50.292	1:17.580	43.853	146.8	5:45.600
3	1	2:47.242	48.038	1:16.028	43.176	150.8	8:32.842
4	1	2:46.932	47.786	1:15.935	43.211	151.0	11:19.774
5	1	<b>2:46.435</b>	<b>47.558</b>	1:15.721	43.156	151.5	14:06.209
6	1	3:02.937	48.714	1:22.790	51.433	137.8	17:09.146
7	1	4:13.836	1:04.799	1:55.147	1:13.890	99.3	21:22.982
8	1	2:49.945	49.848	1:17.188	<b>42.909</b>	148.4	24:12.927
9	1	2:47.376	47.993	<b>1:15.594</b>	43.789	150.6	27:00.303

**501** 1.Ricardo PEREIRA FORD Mk2 RS2000  
C

1	1	3:35.689 <b>B</b>	56.724	<b>1:32.290</b>	1:06.675	114.9	3:35.689
---	---	-------------------	--------	-----------------	----------	-------	----------

**911** 1.Michael WITKE PORSCHE 911 Carrera RSR  
E

1	1	4:01.429	2:01.879	1:16.799	42.751	102.6	4:01.429
2	1	2:46.750	46.731	1:17.151	42.868	151.2	6:48.179
3	1	2:52.182	49.941	1:18.763	43.478	146.4	9:40.361
4	1	2:47.229	47.776	1:16.362	43.091	150.8	12:27.590
5	1	<b>2:46.084</b>	47.291	<b>1:16.077</b>	<b>42.716</b>	151.8	15:13.674
6	1	3:06.517	54.132	1:23.647	48.738	135.2	18:20.191