




September 29, 30
October 1, 2
2022



5-Masters Gentlemen Drivers SPA SIX HOURS Qualifying


Sector Analysis

— Invalidated Lap ■ Personal Best ■ Session Best B Crossing the pit lane

Lap	D	Time	Sector 1	Sector 2	Sector 3	T.Spd	Elapsed	Lap	D	Time	Sector 1	Sector 2	Sector 3	T.Spd	Elapsed	
2	1.Felix HAAS 2.Michael LYONS							TVR Griffith (Black) C3								
	1	1	4:44.463	2:06.069	1:42.420	55.974	125.9	4:44.463	8	1	12:04.750	9:32.924	1:37.850	53.976	157.7	36:16.213
	2	1	3:08.207	53.196	1:27.343	47.668	153.0	7:52.670	9	1	3:27.137	55.775	1:36.398	54.964	173.9	39:43.350
	3	1	3:07.702	52.326	1:27.390	47.986	162.2	11:00.372	10	1	3:17.888	55.369	1:31.284	51.235	169.0	43:01.238
	4	1	3:03.124	50.410	1:25.451	47.263	174.8	14:03.496	11	1	3:17.230	55.839	1:30.498	50.893	173.9	46:18.468
	5	1	3:03.142	49.644	1:25.442	48.056	176.8	17:06.638	12	1	3:13.503	54.118	1:28.600	50.785	176.8	49:31.971
	6	1	3:00.708	49.416	1:24.440	46.852	186.2	20:07.346	SHELBY American Cobra (Green) C3							
	7	1	3:19.489	B 51.288	1:26.898	1:01.303	168.0	23:26.835	1	1	5:24.446	3:05.801	1:30.606	48.039	122.7	5:24.446
	8	1	12:41.291	...	1:25.951	46.158	178.5	36:08.126	2	1	3:00.555	49.798	1:24.363	46.394	184.6	8:25.001
	9	1	2:54.916	48.056	1:21.919	44.941	178.5	39:03.042	3	1	3:02.035	52.257	1:23.367	46.411	168.2	11:27.036
	10	1	2:51.938	47.191	1:20.666	44.081	181.5	41:54.980	4	1	2:59.050	50.239	1:22.765	46.046	183.4	14:26.086
	11	1	2:51.817	47.281	1:20.321	44.215	196.4	44:46.797	5	1	2:57.563	48.515	1:23.960	45.088	203.0	17:23.649
	12	1	3:05.398	52.014	1:24.697	48.687	171.2	47:52.195	6	1	3:08.302	B 48.581	1:22.337	57.384	195.7	20:31.951
	13	1	3:08.525	B 47.247	1:22.746	58.532	198.5	51:00.720	7	1	15:03.853	...	1:23.052	44.872	192.2	35:35.804
3	1.Marcus COUNT OEYNHAL							JAGUAR E-Type (Green) C3								
	1	1	4:52.078	1:58.050	1:53.176	1:00.852	72.3	4:52.078	8	1	2:52.684	48.242	1:19.842	44.600	204.9	38:28.488
	2	1	2:54.533	48.251	1:20.345	45.937	212.2	7:46.611	9	1	2:50.913	47.298	1:19.438	44.177	215.1	41:19.401
	3	1	2:51.781	48.088	1:19.819	43.874	192.9	10:38.392	10	1	3:16.702	B 49.755	1:24.303	1:02.644	183.1	44:36.103
	4	1	3:10.932	B 48.003	1:21.968	1:00.961	184.6	13:49.324	FORD Lotus Cortina (White/Green) THC							
	5	1	6:15.472	4:00.287	1:27.449	47.736	125.1	20:04.796	1	1	4:04.565	1:49.735	1:24.825	50.005	160.7	4:04.565
	6	1	2:51.735	47.275	1:20.691	43.769	205.7	22:56.531	2	1	3:02.148	53.644	1:21.757	46.747	193.5	7:06.713
	7	1	3:36.337	B 48.126	1:32.708	1:15.503	185.6	26:32.868	3	1	2:59.377	51.973	1:21.546	45.858	197.1	10:06.090
	8	1	19:30.005	...	1:23.004	46.340	175.3	46:02.873	4	1	3:05.448	B 51.806	1:20.527	53.115	197.4	13:11.538
	9	1	2:54.940	48.885	1:21.089	44.966	201.9	48:57.813	5	1	5:36.209	3:19.874	1:26.864	49.471	182.7	18:47.747
5	1.Sharon ADELMAN 2.George MCDONALD							GINETTA G4R (Red) CLP								
	1	1	3:25.693	1:14.037	1:24.450	47.206	172.2	3:25.693	6	1	3:10.173	54.883	1:26.042	49.248	184.3	21:57.920
	2	1	3:01.605	52.561	1:22.672	46.372	184.3	6:27.298	7	1	3:39.602	B 54.313	1:29.329	1:15.960	185.2	25:37.522
	3	1	2:58.776	51.849	1:21.153	45.774	191.5	9:26.074	8	1	10:38.509	8:18.488	1:28.922	51.099	168.7	36:16.031
	4	1	3:10.582	B 51.683	1:21.680	57.219	189.1	12:36.656	9	1	3:11.595	54.484	1:27.640	49.471	189.1	39:27.626
	5	1	6:59.371	4:20.922	1:39.448	59.001	160.7	19:36.027	10	1	3:10.907	55.378	1:26.854	48.675	184.0	42:38.533
	6	1	3:43.981	1:02.301	1:38.324	1:03.356	143.6	23:20.008	11	1	3:11.237	54.788	1:27.452	48.997	190.8	45:49.770
	7	1	4:11.550	B 1:02.469	1:43.732	1:25.349	133.7	27:31.558	12	1	3:12.497	54.465	1:27.021	51.011	191.2	49:02.267
	8	1	9:08.585	6:37.373	1:34.758	56.454	166.4	36:40.143	TVR Griffith 200 (Blue) C3							
	9	1	3:32.656	1:00.346	1:35.767	56.543	154.5	40:12.799	1	1	3:10.660	59.231	1:25.361	46.068	163.9	3:10.660
	10	1	3:33.785	59.481	1:36.580	57.724	142.7	43:46.584	2	1	2:58.103	49.565	1:22.908	45.630	179.4	6:08.763
	11	1	3:27.666	58.781	1:34.105	54.780	151.5	47:14.250	3	1	2:56.629	49.166	1:22.354	45.109	183.1	9:05.392
12	1	3:51.798	B 59.747	1:38.847	1:13.204	118.9	51:06.048	4	1	2:54.665	47.811	1:21.649	45.205	188.5	12:00.057	
6	1.Clinton MCCARTHY 2.Stuart TIZZARD							LOTUS Elan 26R (Green/Yellow) CLP								
	1	1	4:31.505	1:52.394	1:44.633	54.478	127.1	4:31.505	5	1	3:15.085	B 49.870	1:24.189	1:01.026	177.9	15:15.142
	2	1	3:18.674	57.587	1:29.773	51.314	190.5	7:50.179	6	1	5:19.502	3:05.874	1:21.493	52.135	172.0	20:34.644
	3	1	3:16.705	55.454	1:30.993	50.258	162.9	11:06.884	LOTUS Elan 26R (Yellow/Green) CLP							
	4	1	3:14.609	55.231	1:29.214	50.164	193.9	14:21.493	1	1	3:45.885	1:18.656	1:29.785	55.444	145.0	3:45.885
	5	1	3:12.846	53.766	1:28.860	50.220	187.2	17:34.339	2	1	3:08.662	53.125	1:27.044	48.493	178.5	6:54.547
	6	1	3:13.646	54.104	1:29.024	50.518	183.1	20:47.985	3	1	3:05.830	52.179	1:25.407	48.244	185.2	10:00.377
	7	1	3:23.478	B 53.894	1:29.209	1:00.375	187.8	24:11.463	4	1	3:13.179	B 52.225	1:24.490	56.464	191.8	13:13.556
	8	1	3:12.846	53.766	1:28.860	50.220	187.2	17:34.339	5	1	4:32.555	2:20.168	1:24.702	47.685	189.5	17:46.111
	9	1	3:13.646	54.104	1:29.024	50.518	183.1	20:47.985	6	1	3:03.649	51.912	1:23.568	48.169	197.8	20:49.760
10	1	3:23.478	B 53.894	1:29.209	1:00.375	187.8	24:11.463	7	1	3:10.353	51.887	1:26.220	52.246	191.8	24:00.113	
11	1	3:23.478	B 53.894	1:29.209	1:00.375	187.8	24:11.463	8	1	4:22.881	B 1:08.680	1:48.591	1:25.610	137.9	28:22.994	



September 29, 30
October 1, 2
2022



5-Masters Gentlemen Drivers SPA SIX HOURS Qualifying

Sector Analysis

— Invalidated Lap ■ Personal Best ■ Session Best B Crossing the pit lane

Lap	D	Time	Sector 1	Sector 2	Sector 3	T.Spd	Elapsed	Lap	D	Time	Sector 1	Sector 2	Sector 3	T.Spd	Elapsed
9	1	11:07.602	8:48.898	1:29.218	49.486	169.3	39:30.596	2	1	3:02.396	52.775	1:22.288	47.333	198.5	6:33.660
10	1	3:06.768	52.317	1:25.984	48.467	190.1	42:37.364	3	1	2:59.262	52.045	1:20.739	46.478	194.6	9:32.922
11	1	3:06.146	52.656	1:25.276	48.214	188.2	45:43.510	4	1	3:06.602	51.451	1:22.049	53.102	199.3	12:39.524
12	1	3:05.048	52.067	1:24.722	48.259	192.5	48:48.558	5	1	3:06.848B	51.761	1:21.246	53.841	196.4	15:46.372

18 1.Harry BARTON
BMW 1800 Tisa (White)
THB

1	1	3:17.413	55.304	1:32.098	50.011	139.4	3:17.413
2	1	3:17.348	59.345	1:28.066	49.937	166.4	6:34.761
3	1	3:17.804	58.232	1:28.603	50.969	167.7	9:52.565
4	1	3:12.384	56.536	1:26.701	49.147	181.5	13:04.949
5	1	3:15.363	57.544	1:28.367	49.452	180.3	16:20.312
6	1	3:12.981	56.217	1:25.244	51.520	185.6	19:33.293
7	1	3:26.553B	58.659	1:27.102	1:00.792	174.8	22:59.846
8	1	12:42.369	...	1:29.208	50.308	173.1	35:42.215
9	1	3:10.635	56.205	1:25.782	48.648	178.5	38:52.850
10	1	3:11.312	56.057	1:25.955	49.300	171.4	42:04.162
11	1	3:10.795	55.974	1:25.551	49.270	180.9	45:14.957
12	1	4:02.600B	1:06.690	1:41.781	1:14.129	140.8	49:17.557

20 1.Christian DUMOLIN
2.Pierre-Alain THIBAUT
FORD Shelby Mustang GT 350 (White)
C3

1	1	4:30.599	1:51.011	1:43.858	55.730	126.2	4:30.599
2	1	3:18.427	55.569	1:31.506	51.352	164.1	7:49.026
3	1	3:13.439	53.458	1:30.880	49.101	171.2	11:02.465
4	1	3:13.144	53.162	1:30.265	49.717	170.3	14:15.609
5	1	3:17.692	54.074	1:31.626	51.992	158.8	17:33.301
6	1	3:26.800B	53.253	1:30.285	1:03.262	184.3	21:00.101
7	1	6:35.304B	3:26.951	1:39.833	1:28.520	119.3	27:35.405
8	1	8:05.006	5:52.441	1:24.829	47.736	191.2	35:40.411
9	1	3:02.757	51.445	1:23.886	47.426	182.7	38:43.168
10	1	3:00.829	50.120	1:23.732	46.977	191.5	41:43.997
11	1	3:00.993	50.923	1:23.355	46.715	180.0	44:44.990
12	1	3:28.319B	51.995	1:31.571	1:04.753	161.7	48:13.309

23 1.John DUNHAM
2.Mark OWEN
FORD Mustang (Silver)
THA

1	1	3:27.514	1:02.128	1:35.227	50.159	140.8	3:27.514
2	1	3:11.116	52.983	1:29.554	48.579	187.8	6:38.630
3	1	3:05.834	52.485	1:25.391	47.958	187.8	9:44.464
4	1	3:15.144	55.868	1:30.016	49.260	163.1	12:59.608
5	1	3:04.202	51.980	1:25.208	47.014	184.0	16:03.810
6	1	3:28.792B	54.627	1:31.670	1:02.495	159.3	19:32.602
7	1	5:37.613B	2:57.082	1:28.253	1:12.278	169.3	25:10.215
8	1	10:23.125	8:00.799	1:27.606	54.720	169.3	35:33.340
9	1	3:10.673	55.029	1:26.424	49.220	176.2	38:44.013
10	1	3:08.266	52.840	1:26.114	49.312	184.9	41:52.279
11	1	3:08.770	53.371	1:26.596	48.803	179.1	45:01.049
12	1	3:09.501	53.057	1:27.968	48.476	184.9	48:10.550

34 1.Olivier HART
ALFA ROMEO Giulia Sprint GTA (Red)
THC

1	1	3:31.264	1:14.710	1:25.810	50.744	169.0	3:31.264
---	---	----------	----------	----------	--------	-------	----------

40 1.Sander VAN GILS
LOTUS Elan (Yellow)
CLP

1	1	3:05.173					3:05.173
2	1	3:01.517					6:06.690
3	1	3:01.785					9:08.475
4	1	2:58.456					12:06.931
5	1	2:59.234					15:06.165
6	1	3:27.243B					18:33.408
7	1	3:23.118					21:56.526
8	1	3:35.472B					25:31.998
9	1	10:00.526					35:32.524
10	1	2:56.739					38:29.263
11	1	2:56.933					41:26.196
12	1	3:02.736					44:28.932
13	1	3:25.801B					47:54.733

49 1.Nils-Fredrik NYBLAEUS
2.Johan ROSENDAHL
FORD Falcon Sprint (White)
THA


1	1	3:41.520	1:10.264	1:38.023	53.233	133.0	3:41.520
2	1	3:28.646	55.578	1:32.593	1:00.475	169.0	7:10.166
3	1	3:17.426	54.958	1:29.141	53.327	159.3	10:27.592
4	1	3:18.859	55.249	1:30.652	52.958	168.2	13:46.451
5	1	3:27.140B	54.444	1:29.029	1:03.667	174.8	17:13.591
6	1	4:30.025	2:13.343	1:27.669	49.013	175.9	21:43.616
7	1	8:58.167B	54.123	6:21.030	1:43.014	177.6	30:41.783
8	1	6:37.201	4:18.839	1:28.834	49.528	150.6	37:18.984
9	1	3:18.362	53.318	1:33.023	52.021	169.5	40:37.346
10	1	3:11.246	53.172	1:28.340	49.734	171.2	43:48.592
11	1	3:12.320	54.041	1:27.957	50.322	157.0	47:00.912

50 1.David SMITHIES
2.Chris CLARKSON
AUSTIN HEALEY 3000 (Green/White)
C2

1	1	3:31.088	1:03.363	1:34.431	53.294	134.0	3:31.088
2	1	3:09.787	55.148	1:26.470	48.169	172.5	6:40.875
3	1	3:06.283	52.424	1:26.158	47.701	190.1	9:47.158
4	1	3:06.722	52.330	1:26.403	47.989	175.6	12:53.880
5	1	3:07.385	52.875	1:25.670	48.840	179.1	16:01.265
6	1	3:26.967B	53.480	1:28.993	1:04.494	169.8	19:28.232
7	1	4:31.522	2:08.767	1:30.310	52.445	162.7	23:59.754
8	1	4:20.592B	1:07.635	1:46.512	1:26.445	127.8	28:20.346
9	1	8:03.961	5:41.672	1:31.244	51.045	157.9	36:24.307
10	1	3:15.351	53.465	1:30.475	51.411	172.5	39:39.658
11	1	3:12.028	53.748	1:29.326	48.954	169.0	42:51.686
12	1	3:11.286	54.219	1:27.519	49.548	167.7	46:02.972
13	1	3:10.054	53.311	1:27.771	48.972	172.5	49:13.026



September 29, 30
October 1, 2
2022



5-Masters Gentlemen Drivers SPA SIX HOURS Qualifying


Sector Analysis

— Invalidated Lap ■ Personal Best ■ Session Best ■ Crossing the pit lane

Lap	D	Time	Sector 1	Sector 2	Sector 3	T.Spd	Elapsed	Lap	D	Time	Sector 1	Sector 2	Sector 3	T.Spd	Elapsed	
52		GINETTA G4R (Red) 1.Ron MAYDON 2.Robin WARD CLP							PORSCHÉ 911 (White) C1							
1	1	4:17.991	1:49.689	1:38.816	49.486	142.1	4:17.991	1	1	4:05.979	1:46.875	1:28.511	50.593	155.8	4:05.979	
2	1	3:03.120	51.605	1:25.183	46.332	184.0	7:21.111	2	1	3:10.397	55.931	1:25.438	49.028	185.9	7:16.376	
3	1	3:00.458	50.701	1:23.161	46.596	204.9	10:21.569	3	1	3:17.563 B	55.092	1:26.154	56.317	185.9	10:33.939	
4	1	2:59.576	50.517	1:23.290	45.769	192.5	13:21.145	4	1	4:10.958	1:56.478	1:25.414	49.066	185.2	14:44.897	
5	1	2:58.994	50.262	1:22.664	46.068	193.2	16:20.139	5	1	3:07.877	54.077	1:25.177	48.623	190.8	17:52.774	
6	1	3:13.907 B	50.255	1:24.351	59.301	189.1	19:34.046	6	1	3:13.659 B	54.388	1:24.719	54.552	191.8	21:06.433	
7	1	4:47.525	2:27.660	1:27.768	52.097	162.4	24:21.571	7	1	5:48.761 B	2:44.729	1:42.061	1:21.971	162.9	26:55.194	
8	1	4:26.804 B	1:09.522	1:50.110	1:27.172	138.6	28:48.375	8	1	8:54.321	6:34.635	1:29.411	50.275	166.9	35:49.515	
9	1	7:50.484	5:32.239	1:27.842	50.403	167.4	36:38.859	9	1	3:17.139	57.484	1:28.790	50.865	167.4	39:06.654	
10	1	3:04.864	50.601	1:25.286	48.977	200.7	39:43.723	10	1	3:19.427	57.085	1:31.745	50.597	162.2	42:26.081	
11	1	3:05.185	51.715	1:25.548	47.922	179.1	42:48.908	11	1	3:25.309 B	57.088	1:28.130	1:00.091	172.5	45:51.390	
12	1	3:01.976	51.237	1:23.955	46.784	190.1	45:50.884									
13	1	3:01.229	51.185	1:22.936	47.108	188.5	48:52.113									
55		SHELBY Cobra 289 (Blue) 1.Christophe VAN RIET C3							FORD Mustang (Blue/White) THA							
1	1	4:08.618	1:38.872	1:37.338	52.408	120.3	4:08.618	1	1	4:39.468 B	1:59.605	1:40.276	59.587	108.8	4:39.468	
2	1	3:14.908	55.945	1:30.070	48.893	149.6	7:23.526	2	1	5:31.415	3:20.465	1:24.672	46.278	173.9	10:10.883	
3	1	3:09.602	53.223	1:28.391	47.988	154.1	10:33.128	3	1	2:57.637	49.165	1:22.500	45.972	201.9	13:08.520	
4	1	3:09.269	51.894	1:28.688	48.687	162.2	13:42.397	4	1	3:03.243	51.127	1:25.260	46.856	179.1	16:11.763	
5	1	3:03.642	50.451	1:25.648	47.543	170.1	16:46.039	5	1	3:17.596 B	50.293	1:26.315	1:00.988	167.7	19:29.359	
6	1	3:18.195 B	52.814	1:25.970	59.411	175.3	20:04.234	6	1	6:49.307 B	4:10.973	1:32.743	1:05.591	157.7	26:18.666	
7	1	15:02.725	...	1:23.035	45.435	172.5	35:06.959	7	1	9:18.623	7:07.114	1:23.159	48.350	170.3	35:37.289	
8	1	2:55.359	48.318	1:22.152	44.889	181.5	38:02.318	8	1	2:59.464	50.698	1:22.326	46.440	181.2	38:36.753	
9	1	2:54.522	47.886	1:21.846	44.790	183.7	40:56.840	9	1	2:57.960	50.359	1:21.953	45.648	178.5	41:34.713	
10	1	2:54.850	48.202	1:21.914	44.734	183.4	43:51.690	10	1	2:58.259	50.036	1:21.853	46.370	186.9	44:32.972	
11	1	2:59.130	50.251	1:22.903	45.976	165.9	46:50.820	11	1	2:58.084	49.913	1:21.781	46.390	189.8	47:31.056	
12	1	2:54.418	47.962	1:21.595	44.861	192.2	49:45.238	12	1	3:37.438 B	53.066	1:32.339	1:12.033	151.9	51:08.494	
60		JAGUAR E-Type (Green) 1.Guy MORTREU 2.Didier FORRIER C3							SHELBY American Cobra (Green) C3							
1	1	7:46.809	5:23.823	1:32.731	50.255	149.8	7:46.809	1	1	2:54.842	42.166	1:26.050	46.626	152.5	2:54.842	
2	1	3:13.581	54.056	1:30.018	49.507	181.5	11:00.390	2	1	2:56.045	48.470	1:22.353	45.222	186.9	5:50.887	
3	1	3:14.211	54.134	1:30.069	50.008	182.1	14:14.601	3	1	2:56.150	47.943	1:22.069	46.138	204.9	8:47.037	
4	1	3:26.818 B	54.285	1:30.955	1:01.578	187.5	17:41.419	4	1	2:55.501	47.652	1:22.372	45.477	208.1	11:42.538	
5	1	7:32.232 B	4:49.395	1:29.247	1:13.590	143.2	25:13.651	5	1	2:55.278	47.760	1:22.259	45.259	200.7	14:37.816	
6	1	10:19.779	7:59.556	1:27.357	52.866	169.8	35:33.430	6	1	2:55.307	47.458	1:22.052	45.797	202.2	17:33.123	
7	1	3:05.681	51.770	1:25.895	48.016	187.8	38:39.111	7	1	2:54.479	47.070	1:21.960	45.449	212.6	20:27.602	
8	1	3:05.825	51.753	1:25.915	48.157	193.9	41:44.936	8	1	3:20.470 B	47.653	1:22.960	1:09.857	198.2	23:48.072	
9	1	3:19.051	52.111	1:26.552	1:00.388	190.1	45:03.987									
10	1	3:46.146 B	1:01.888	1:34.106	1:10.152	138.3	48:50.133									
61		FIAT Abarth 1000TC (White/Blue) 1.Graziano TESSARO 2.Francesco TESSARO THD							SHELBY American Cobra (Black) C3							
1	1	4:28.523	1:43.869	1:43.967	1:00.687	125.7	4:28.523	1	1	3:08.873	55.747	1:27.169	45.957	152.8	3:08.873	
2	1	3:46.348	1:06.818	1:40.119	59.411	141.2	8:14.871	2	1	3:10.004 B	50.412	1:23.138	56.454	186.2	6:18.877	
3	1	3:43.118	1:04.968	1:39.906	58.244	145.7	11:57.989	3	1	5:10.908	3:02.524	1:22.025	46.359	188.2	11:29.785	
4	1	3:43.889	1:04.632	1:38.795	1:00.462	148.8	15:41.878	4	1	2:53.461	48.585	1:20.383	44.493	203.8	14:23.246	
5	1	4:11.314 B	1:06.997	1:49.821	1:14.496	131.7	19:53.192	5	1	2:53.231	47.972	1:20.919	44.340	195.7	17:16.477	
								6	1	2:52.054	48.037	1:19.798	44.219	206.9	20:08.531	
								7	1	3:10.142 B	49.148	1:24.627	56.367	199.3	23:18.673	
								8	1	13:14.011	...	1:28.488	49.139	170.6	36:32.684	
								9	1	3:06.215	51.350	1:25.381	49.484	175.3	39:38.899	
								10	1	2:59.676	49.801	1:23.896	45.979	182.4	42:38.575	



September 29, 30
October 1, 2
2022



5-Masters Gentlemen Drivers SPA SIX HOURS Qualifying

Sector Analysis

— Invalidated Lap ■ Personal Best ■ Session Best B Crossing the pit lane

Lap	D	Time	Sector 1	Sector 2	Sector 3	T.Spd	Elapsed	Lap	D	Time	Sector 1	Sector 2	Sector 3	T.Spd	Elapsed
11	1	3:01.991	50.061	1:24.247	47.683	192.2	45:40.566	5	1	3:12.059	55.927	1:25.488	50.644	175.3	16:30.960
12	1	3:03.027	50.332	1:25.030	47.665	168.0	48:43.593	6	1	3:10.429	54.792	1:24.824	50.813	171.2	19:41.389

96		1.Tim SCOTT ANDREWS		FORD Falcon (Blue)		THA	
1	1	3:40.730	57.011	1:46.818	56.901	106.3	3:40.730
2	1	3:19.382	55.378	1:30.762	53.242	153.0	7:00.112
3	1	3:14.544	54.460	1:29.344	50.740	158.6	10:14.656
4	1	3:10.522	52.721	1:28.504	49.297	165.6	13:25.178
5	1	3:10.609	52.768	1:27.600	50.241	158.6	16:35.787
6	1	3:09.015	52.532	1:26.620	49.863	168.0	19:44.802
7	1	3:07.928	51.957	1:26.978	48.993	173.1	22:52.730
8	1	3:42.313	52.048	1:41.299	1:08.966	172.2	26:35.043
9	1	9:50.467	7:29.704	1:30.234	50.529	148.6	36:25.510
10	1	3:13.416	52.116	1:29.303	51.997	177.9	39:38.926
11	1	3:44.219	1:02.179	1:46.296	55.744	120.0	43:23.145
12	1	3:09.545	52.922	1:27.680	48.943	171.4	46:32.690
13	1	3:08.851	52.773	1:27.592	48.486	161.4	49:41.541

100		1.Louis BRACEY		JAGUAR E Type (Grey)		C3	
1	1	3:50.531	1:16.333	1:38.657	55.541	119.9	3:50.531
2	1	3:27.026	1:01.293	1:34.879	50.854	148.8	7:17.557
3	1	3:19.663	57.247	1:32.258	50.158	160.2	10:37.220
4	1	3:13.087	55.677	1:28.662	48.748	173.4	13:50.307
5	1	3:25.527	54.044	1:28.158	1:03.325	154.7	17:15.834
6	1	6:01.863	3:37.743	1:33.236	50.884	151.5	23:17.697
7	1	3:57.498	54.519	1:49.177	1:13.802	150.4	27:15.195
8	1	9:05.324	6:43.641	1:30.744	50.939	150.4	36:20.519
9	1	3:18.709	53.937	1:33.161	51.611	163.1	39:39.228
10	1	3:15.607	55.191	1:29.924	50.492	161.4	42:54.835
11	1	3:12.040	56.118	1:27.179	48.743	161.2	46:06.875
12	1	3:08.528	52.781	1:27.153	48.594	168.0	49:15.403

118		1.Giulio FRASSON		ALFA ROMEO Giulietta Sprint Speciale (Red)		B1	
1	1	4:49.429	1:43.812	1:59.212	1:06.405	108.7	4:49.429
2	1	4:01.487	1:09.590	1:46.659	1:05.238	110.5	8:50.916
3	1	3:53.461	1:08.165	1:44.359	1:00.937	120.8	12:44.377
4	1	3:52.557	1:07.922	1:44.683	59.952	132.0	16:36.934
5	1	4:06.724	1:06.152	1:43.808	1:16.764	120.9	20:43.658
6	1	6:08.770	2:55.493	1:53.146	1:20.131	123.7	26:52.428
7	1	10:11.654	7:26.324	1:45.383	59.947	123.9	37:04.082
8	1	3:47.189	1:05.940	1:41.998	59.251	126.8	40:51.271
9	1	3:47.934	1:06.138	1:42.001	59.795	129.7	44:39.205
10	1	3:47.516	1:05.704	1:42.025	59.787	134.8	48:26.721

135		1.Peter REYNOLDS 2.Daniel QUINTERO		FORD Lotus Cortina (White)		THC	
1	1	3:38.446	1:15.089	1:31.240	52.117	139.4	3:38.446
2	1	3:20.032	56.342	1:31.676	52.014	166.4	6:58.478
3	1	3:11.167	55.304	1:25.484	50.379	180.3	10:09.645
4	1	3:09.256	54.789	1:24.968	49.499	183.1	13:18.901

6	1	3:10.429	54.792	1:24.824	50.813	171.2	19:41.389
7	1	3:30.285	55.941	1:29.540	1:04.804	151.0	23:11.674
8	1	12:11.855	9:57.796	1:24.623	49.436	171.2	35:23.529
9	1	3:07.884	55.061	1:24.216	48.607	177.3	38:31.413
10	1	3:07.536	54.859	1:23.945	48.732	180.9	41:38.949
11	1	3:06.926	54.774	1:23.552	48.600	184.0	44:45.875
12	1	3:08.402	55.600	1:24.478	48.324	183.4	47:54.277
13	1	3:10.647	55.865	1:25.452	49.330	170.9	51:04.924


149		1.Robert INGRAM 2.Iain ROWLEY		LOTUS Elite S2 (Green/Yellow)		B1	
1	1	4:16.741	1:41.794	1:38.905	56.042	131.9	4:16.741
2	1	3:33.473	1:02.392	1:36.034	55.047	144.0	7:50.214
3	1	3:29.293	59.450	1:35.278	54.565	168.7	11:19.507
4	1	3:29.140	1:00.476	1:35.415	53.249	170.1	14:48.647
5	1	3:26.655	58.919	1:33.994	53.742	167.7	18:15.302
6	1	3:25.320	59.259	1:32.789	53.272	173.9	21:40.622
7	1	3:55.058	58.944	1:34.666	1:21.448	172.8	25:35.680
8	1	10:50.462	8:20.773	1:35.011	54.678	143.0	36:26.142
9	1	3:23.075	58.801	1:31.378	52.896	167.4	39:49.217
10	1	3:25.859	59.115	1:33.389	53.355	170.9	43:15.076
11	1	3:24.701	59.574	1:32.369	52.758	167.4	46:39.777
12	1	3:57.641	1:01.278	1:37.735	1:18.628	158.1	50:37.418

152		1.Rhea SAUTTER 2.Andy NEWALL		JAGUAR E-Type (Turquoise)		C3	
1	1	4:18.068	1:35.923	1:38.546	1:03.599	117.3	4:18.068
2	1	4:35.287	2:17.715	1:28.563	49.009	185.6	8:53.355
3	1	3:08.771	54.183	1:26.085	48.503	183.1	12:02.126
4	1	3:06.723	52.658	1:26.198	47.867	197.8	15:08.849
5	1	3:05.745	52.421	1:25.809	47.515	195.3	18:14.594
6	1	3:18.159	52.484	1:27.005	58.670	176.8	21:32.753
7	1	5:20.394	2:16.892	1:43.003	1:20.499	191.5	26:53.147
8	1	8:10.764	6:05.394	1:21.079	44.291	189.8	35:03.911
9	1	2:54.076	48.277	1:20.545	45.254	192.2	37:57.987
10	1	2:52.231	48.100	1:20.105	44.026	189.8	40:50.218
11	1	2:54.134	48.060	1:20.714	45.360	193.2	43:44.352
12	1	2:52.424	48.460	1:19.728	44.236	194.2	46:36.776
13	1	2:53.735	48.053	1:20.681	45.001	195.3	49:30.511

158		1.Mark PANGBORN		AUSTIN HEALEY 3000 (Green/White)		C2	
1	1	3:41.854	1:19.575	1:30.221	52.058	147.9	3:41.854
2	1	3:11.732	54.038	1:29.056	48.638	166.9	6:53.586
3	1	3:08.026	52.515	1:27.052	48.459	184.0	10:01.612
4	1	3:05.075	51.586	1:25.892	47.597	189.5	13:06.687
5	1	3:05.711	52.100	1:25.783	47.828	177.0	16:12.398
6	1	3:06.390	51.611	1:26.420	48.359	188.8	19:18.788
7	1	3:02.806	51.433	1:24.422	46.951	193.2	22:21.594
8	1	3:38.342	52.128	1:29.192	1:17.022	189.5	25:59.936
9	1	10:47.001	8:18.294	1:26.707	1:02.000	159.1	36:46.937



September 29, 30
October 1, 2
2022



5-Masters Gentlemen Drivers SPA SIX HOURS Qualifying

Sector Analysis

— Invalidated Lap ■ Personal Best ■ Session Best B Crossing the pit lane

Lap	D	Time	Sector 1	Sector 2	Sector 3	T.Spd	Elapsed	Lap	D	Time	Sector 1	Sector 2	Sector 3	T.Spd	Elapsed	
160	1.Guy PEETERS 2.Guillaume PEETERS							LOTUS XI (Aluminium) A								
	1	1	3:29.293	1:10.102	1:30.029	49.162	165.9	3:29.293	3	1	3:05.855	54.862	1:22.229	48.764	176.5	9:50.560
	2	1	3:07.086	54.631	1:25.305	47.150	184.3	6:36.379	4	1	3:04.294	54.088	1:22.127	48.079	179.4	12:54.854
	3	1	3:08.631	55.011	1:25.541	48.079	182.4	9:45.010	5	1	3:04.551	53.756	1:22.436	48.359	180.9	15:59.405
	4	1	3:05.038	53.950	1:23.717	47.371	184.9	12:50.048	6	1	3:17.008B	54.716	1:22.227	1:00.065	177.6	19:16.413
	5	1	3:04.122	53.176	1:23.513	47.433	189.5	15:54.170	7	1	5:01.674	2:41.813	1:24.411	55.450	174.5	24:18.087
	6	1	3:19.134B	54.260	1:26.303	58.571	168.5	19:13.304	8	1	4:27.683B	1:11.692	1:49.868	1:26.123	129.2	28:45.770
	7	1	4:48.904	2:25.235	1:31.825	51.844	154.7	24:02.208	9	1	7:08.267	4:54.060	1:25.226	48.981	175.9	35:54.037
	8	1	4:19.106B	1:07.776	1:46.002	1:25.328	132.7	28:21.314	10	1	3:22.718B	54.860	1:24.899	1:02.959	177.9	39:16.755
	9	1	7:47.963	5:26.437	1:31.168	50.358	167.7	36:09.277	11	1	10:14.218B	7:38.758	1:25.478	1:09.982	174.8	49:30.973
	10	1	3:09.466	54.571	1:26.687	48.208	185.2	39:18.743	FORD Falcon Sprint (Red/Gold) THA							
	11	1	3:07.439	53.993	1:25.605	47.841	180.6	42:26.182	1	1	2:53.501	41.608	1:25.783	46.110	159.3	2:53.501
	12	1	3:08.694	53.679	1:26.141	48.874	179.7	45:34.876	2	1	2:56.934	48.997	1:22.452	45.485	188.2	5:50.435
	13	1	3:09.653	54.092	1:26.280	49.281	172.0	48:44.529	3	1	2:57.252	49.253	1:22.456	45.543	186.9	8:47.687
167	1.Peter DOD 2.Nathan DOD							TVR Griffith (Black) C3								
	1	1	3:23.484	1:00.440	1:32.869	50.175	147.9	3:23.484	4	1	2:55.696	48.393	1:22.097	45.206	189.5	11:43.383
	2	1	3:06.106	52.179	1:26.247	47.680	179.1	6:29.590	5	1	2:55.665	48.282	1:22.620	44.763	192.2	14:39.048
	3	1	3:02.499	50.322	1:24.852	47.325	168.0	9:32.089	6	1	3:40.662B	57.382	1:39.830	1:03.450	132.2	18:19.710
	4	1	3:10.584B	49.426	1:24.638	56.520	173.9	12:42.673	FORD Mustang (White) THA							
	5	1	4:14.040	2:01.256	1:26.601	46.183	174.5	16:56.713	1	1	4:30.043	1:49.425	1:44.257	56.361	127.7	4:30.043
	6	1	2:58.630	48.936	1:23.886	45.808	173.1	19:55.343	2	1	3:33.230	1:01.627	1:37.199	54.404	168.0	8:03.273
	7	1	2:59.512	50.309	1:23.480	45.723	187.8	22:54.855	3	1	3:30.435	58.058	1:37.413	54.964	157.4	11:33.708
	8	1	3:32.729B	49.299	1:31.828	1:11.602	180.0	26:27.584	4	1	3:44.057B	59.801	1:36.569	1:07.687	154.5	15:17.765
	9	1	9:01.227	6:51.893	1:22.365	46.969	190.8	35:28.811	5	1	8:05.278	5:34.417	1:38.696	52.165	134.0	23:23.043
	10	1	2:55.083	47.226	1:21.849	46.008	184.6	38:23.894	6	1	4:03.941B	57.995	1:41.818	1:24.128	141.2	27:26.984
	11	1	2:54.896	48.158	1:21.788	44.950	183.4	41:18.790	7	1	8:31.855	6:09.533	1:31.055	51.267	157.2	35:58.839
	12	1	2:55.135	48.575	1:21.589	44.971	180.9	44:13.925	8	1	3:11.300	54.782	1:28.014	48.504	169.3	39:10.139
	13	1	3:29.340B	50.694	1:33.113	1:05.533	154.9	47:43.265	9	1	3:11.144	53.227	1:29.351	48.566	177.6	42:21.283
169	1.Sanjeev TALWAR							PORSCHE 911 (Cream) C1								
	1	1	3:32.822	1:01.548	1:35.525	55.749	142.5	3:32.822	10	1	3:10.925	53.684	1:27.952	49.289	172.5	45:32.208
	2	1	3:26.728	1:00.147	1:32.620	53.961	164.9	6:59.550	11	1	3:12.076	54.562	1:27.912	49.602	162.7	48:44.284
	3	1	3:23.917	59.132	1:31.935	52.850	165.9	10:23.467	AUSTIN Mini Cooper S (White) THD							
	4	1	3:21.219	57.439	1:31.014	52.766	179.4	13:44.686	1	1	3:31.504	1:10.996	1:30.332	50.176	139.5	3:31.504
	5	1	3:22.472	57.203	1:30.028	55.241	176.5	17:07.158	2	1	3:13.201	56.866	1:24.603	51.732	175.3	6:44.705
	6	1	3:18.755	57.770	1:29.059	51.926	183.4	20:25.913								
	7	1	3:19.107	57.533	1:29.631	51.943	184.0	23:45.020								
	8	1	4:09.874B	1:02.477	1:46.992	1:20.405	144.6	27:54.894								
	9	1	8:18.556	5:52.690	1:33.548	52.318	170.9	36:13.450								
	10	1	3:18.662	56.959	1:30.232	51.471	181.8	39:32.112								
	11	1	3:17.738	56.851	1:29.180	51.707	174.5	42:49.850								
	12	1	3:17.857	57.055	1:28.945	51.857	179.1	46:07.707								
	13	1	3:18.706	56.820	1:29.744	52.142	183.7	49:26.413								
341	1.Tom BELL 2.Joe FERGUSON							AUSTIN Mini Cooper S (White) THD								
	1	1	3:31.504	1:10.996	1:30.332	50.176	139.5	3:31.504								
2	1	3:13.201	56.866	1:24.603	51.732	175.3	6:44.705									