




September 29, 30
October 1, 2
2022




4-Masters Endurance Legends SPA SIX HOURS Qualifying 2 Sector Analysis

— Invalidated Lap ■ Personal Best ■ Session Best B Crossing the pit lane

Lap	D	Time	Sector 1	Sector 2	Sector 3	T.Spd	Elapsed	Lap	D	Time	Sector 1	Sector 2	Sector 3	T.Spd	Elapsed
Audi R8 GT3 LMS Ultra (Red/Black)															
2	1.	Marcus COUNT OEYNHAL	G2/GT3												
1	1	2:40.242	49.209	1:11.698	39.335	242.2	2:40.242	1	1	2:24.912	46.645	1:03.628	34.639	229.8	2:24.912
2	1	2:30.112	42.971	1:08.523	38.618	246.6	5:10.354	2	1	2:12.685	37.906	1:00.958	33.821	289.5	4:37.597
3	1	2:28.819	42.574	1:08.396	37.849	246.6	7:39.173	3	1	2:14.086	37.327	1:00.577	36.182	262.8	6:51.683
4	1	2:27.758	41.962	1:07.860	37.936	247.7	10:06.931	4	1	2:12.978	36.487	1:02.448	34.043	230.3	9:04.661
5	1	2:28.545	42.115	1:08.215	38.215	247.7	12:35.476	5	1	2:11.997	36.592	1:01.911	33.494	297.5	11:16.658
6	1	2:29.131	41.833	1:08.427	38.871	248.8	15:04.607	6	1	2:09.619	36.337	59.675	33.607	296.7	13:26.277
7	1	2:27.636	41.910	1:07.379	38.347	248.3	17:32.243	7	1	2:11.076	37.316	1:00.526	33.234	293.5	15:37.353
8	1	2:28.851	42.017	1:07.785	39.049	249.4	20:01.094	8	1	2:23.926B	37.158	1:01.758	45.010	283.5	18:01.279
9	1	2:27.947	42.211	1:07.642	38.094	248.8	22:29.041	LIGIER JS P3 (Black/Orange)							
10	1	2:29.576	42.282	1:08.664	38.630	247.7	24:58.617	G2/P3							
11	1	2:50.432B	45.924	1:13.535	50.973	169.8	27:49.049	15							
FERRARI 458 GT3 (Red)															
3	1.	Jason WRIGHT	G2/GT3												
1	1	4:19.666	2:29.331	1:11.215	39.120	240.0	4:19.666	1	1	3:06.477	1:18.363	1:10.607	37.507	221.8	3:06.477
2	1	2:31.810	42.604	1:09.121	40.085	250.6	6:51.476	2	1	2:26.819	43.217	1:06.309	37.293	235.8	5:33.296
3	1	2:30.855	42.576	1:08.858	39.421	246.6	9:22.331	3	1	2:25.872	42.022	1:06.287	37.563	229.8	7:59.168
4	1	2:43.907	43.113	1:11.107	49.687	252.9	12:06.238	4	1	2:27.551	42.070	1:06.805	38.676	235.3	10:26.719
5	1	2:34.823	43.389	1:11.544	39.890	247.1	14:41.061	5	1	2:25.405	42.357	1:05.841	37.207	245.5	12:52.124
6	1	2:32.018	43.495	1:09.120	39.403	244.9	17:13.079	6	1	2:24.279	41.733	1:05.441	37.105	238.9	15:16.403
7	1	2:31.861	43.009	1:08.798	40.054	250.0	19:44.940	7	1	2:24.146	41.586	1:05.624	36.936	246.6	17:40.549
8	1	2:33.958	43.916	1:10.380	39.662	247.1	22:18.898	8	1	2:25.268	41.479	1:05.254	38.535	247.1	20:05.817
9	1	2:32.289	43.158	1:09.834	39.297	247.1	24:51.187	9	1	2:35.559B	42.372	1:06.603	46.584	233.8	22:41.376
10	1	2:44.088B	43.179	1:09.977	50.932	245.5	27:35.275	10	1	4:22.327	2:35.795	1:06.174	40.358	231.3	27:03.703
ZYTEK 09s (Blue/Silver)															
5	1.	Keith FRIESER	G1/P1												
1	1	7:05.228	5:16.310	1:11.221	37.697	207.7	7:05.228	1	1	2:45.971	53.595	1:12.971	39.405	196.7	2:45.971
2	1	2:16.966	39.017	1:01.908	36.041	274.8	9:22.194	2	1	2:27.254	40.510	1:09.583	37.161	263.4	5:13.225
3	1	2:16.657	39.466	1:01.698	35.493	274.8	11:38.851	3	1	2:18.649	39.236	1:03.687	35.726	274.1	7:31.874
4	1	2:15.396	38.542	1:01.859	34.995	278.4	13:54.247	4	1	2:15.863	38.306	1:02.303	35.254	272.7	9:47.737
5	1	2:15.659	38.442	1:02.532	34.685	272.7	16:09.906	5	1	2:14.504	38.098	1:01.463	34.943	280.5	12:02.241
6	1	2:14.492	38.584	1:00.860	35.048	276.9	18:24.398	6	1	2:28.700B	40.410	1:01.577	46.713	225.9	14:30.941
7	1	2:13.783	38.523	1:00.973	34.287	276.9	20:38.181	7	1	3:36.916	1:56.484	1:04.664	35.768	235.3	18:07.857
8	1	2:13.637	38.372	1:00.235	35.030	276.9	22:51.818	8	1	2:11.936	38.226	59.523	34.187	277.6	20:19.793
9	1	2:14.565	38.935	1:00.898	34.732	279.1	25:06.383	9	1	2:54.495	37.587	1:03.984	1:12.924	279.1	23:14.288
10	1	2:23.132B	38.278	1:00.623	44.231	268.0	27:29.515	10	1	2:21.321	39.968	1:02.717	38.636	269.3	25:35.609
11	1	3:28.446B	1:33.183	1:05.909	49.354	274.1	30:57.961	11	1	2:13.589	37.718	1:00.409	35.462	283.5	27:49.198
Lola Aston DBR1-2															
007	1.	Christophe D'ANSEMBOURG	G1/P1												
1	1	3:15.040	1:27.878	1:10.728	36.434	204.9	3:15.040	1	1	4:42.869	2:53.141	1:08.737	40.991	188.8	4:42.869
2	1	2:14.446	36.888	1:01.646	35.912	246.6	5:29.486	2	1	2:17.789	39.328	1:03.385	35.076	246.6	7:00.658
3	1	2:11.864	36.660	1:01.262	33.942	279.1	7:41.350	3	1	2:19.137	39.571	1:03.615	35.951	259.0	9:19.795
4	1	2:10.895	36.549	1:00.855	33.491	287.2	9:52.245	4	1	2:18.664	39.540	1:03.711	35.413	263.4	11:38.459
5	1	2:11.417	36.174	1:01.566	33.677	257.8	12:03.662	5	1	2:18.335	39.344	1:03.676	35.315	257.8	13:56.794
6	1	2:13.997	38.755	1:01.123	34.119	272.7	14:17.659	6	1	2:17.747	38.768	1:03.555	35.424	272.0	16:14.541
7	1	2:13.997	38.755	1:01.123	34.119	272.7	14:17.659	7	1	2:28.035B	39.892	1:04.233	43.910	264.7	18:42.576
8	1	2:25.492	38.944	1:07.259	39.289	243.2	16:43.151	8	1	4:42.311	2:57.621	1:04.716	39.974	251.7	23:24.887
8	1	2:29.850B	36.070	1:01.004	52.776	290.3	19:13.001	9	1	2:18.815	39.531	1:03.650	35.634	262.8	25:43.702
DALLARA/ORECA DO-05 (White/Red)															
17	1.	Antoine D'ANSEMBOURG	G1/P1												
1	1	4:42.869	2:53.141	1:08.737	40.991	188.8	4:42.869	1	1	2:43.494B	39.146	1:02.776	1:01.572	272.0	28:27.196
2	1	2:17.789	39.328	1:03.385	35.076	246.6	7:00.658	2	1	2:17.789	39.328	1:03.385	35.076	246.6	7:00.658
3	1	2:19.137	39.571	1:03.615	35.951	259.0	9:19.795	3	1	2:19.137	39.571	1:03.615	35.951	259.0	9:19.795
4	1	2:18.664	39.540	1:03.711	35.413	263.4	11:38.459	4	1	2:18.664	39.540	1:03.711	35.413	263.4	11:38.459
5	1	2:18.335	39.344	1:03.676	35.315	257.8	13:56.794	5	1	2:18.335	39.344	1:03.676	35.315	257.8	13:56.794
6	1	2:17.747	38.768	1:03.555	35.424	272.0	16:14.541	6	1	2:17.747	38.768	1:03.555	35.424	272.0	16:14.541
7	1	2:28.035B	39.892	1:04.233	43.910	264.7	18:42.576	7	1	2:28.035B	39.892	1:04.233	43.910	264.7	18:42.576
8	1	4:42.311	2:57.621	1:04.716	39.974	251.7	23:24.887	8	1	4:42.311	2:57.621	1:04.716	39.974	251.7	23:24.887
9	1	2:18.815	39.531	1:03.650	35.634	262.8	25:43.702	9	1	2:18.815	39.531	1:03.650	35.634	262.8	25:43.702
10	1	2:43.494B	39.146	1:02.776	1:01.572	272.0	28:27.196	10	1	2:43.494B	39.146	1:02.776	1:01.572	272.0	28:27.196



September 29, 30
October 1, 2
2022




4-Masters Endurance Legends SPA SIX HOURS Qualifying 2 Sector Analysis

— Invalidated Lap ■ Personal Best ■ Session Best B Crossing the pit lane

Lap	D	Time	Sector 1	Sector 2	Sector 3	T.Spd	Elapsed	Lap	D	Time	Sector 1	Sector 2	Sector 3	T.Spd	Elapsed
27								COURAGE C60 (Black) G1/P1							
1.David HART								LIGIER JS P3 (Black / Blue) G2/P3							
1	1	2:52.903	1:08.171	1:08.646	36.086	234.8	2:52.903	1	1	3:22.872	1:25.736	1:15.743	41.393	207.7	3:22.872
2	1	2:47.837	40.456	1:05.257	1:02.124	246.0	5:40.740	2	1	2:34.060	44.641	1:09.774	39.645	216.4	5:56.932
3	1	2:21.657	40.463	1:05.113	36.081	248.8	8:02.397	3	1	2:30.483	43.168	1:08.204	39.111	238.4	8:27.415
4	1	2:20.585	39.398	1:05.095	36.092	236.8	10:22.982	4	1	2:29.921	43.147	1:08.121	38.653	236.8	10:57.336
5	1	2:19.564	39.249	1:04.423	35.892	272.0	12:42.546	5	1	2:27.989	42.633	1:06.656	38.700	241.1	13:25.325
6	1	2:20.610	39.335	1:04.823	36.452	260.9	15:03.156	6	1	2:28.481	43.241	1:06.565	38.675	242.2	15:53.806
7	1	2:19.435	39.060	1:04.642	35.733	241.6	17:22.591	7	1	2:27.192	42.397	1:06.613	38.182	242.7	18:20.998
8	1	2:21.919	41.171	1:04.396	36.352	256.5	19:44.510	8	1	2:26.374	42.397	1:05.776	38.201	243.8	20:47.372
9	1	2:20.395	39.413	1:04.800	36.182	229.3	22:04.905	9	1	2:25.632	42.217	1:05.249	38.166	243.2	23:13.004
10	1	2:20.696	39.261	1:05.438	35.997	221.3	24:25.601	10	1	8:00.967 B	43.479	1:05.002	6:12.486	240.5	31:13.971
11	1	2:33.790 B	39.297	1:04.359	50.134	248.3	26:59.391								
37								LOLA LMP1 (Red/White) G1/P1							
1.Marcello MARATEOTTO								FERRARI 458 GTE (Red) G2/GT2							
1	1	4:08.988	2:25.613	1:07.235	36.140	228.8	4:08.988	1	1	3:38.300	1:12.972	1:34.524	50.804	142.5	3:38.300
2	1	2:15.456	39.042	1:01.544	34.870	276.2	6:24.444	2	1	2:54.027	48.573	1:21.580	43.874	198.5	6:32.327
3	1	2:12.890	38.273	1:00.498	34.119	276.9	8:37.334	3	1	2:45.739	44.390	1:19.668	41.681	238.4	9:18.066
4	1	2:13.985	38.269	1:01.262	34.454	278.4	10:51.319	4	1	2:43.114	44.651	1:16.769	41.694	241.1	12:01.180
5	1	2:12.500	38.067	1:00.428	34.005	277.6	13:03.819	5	1	2:41.867	44.201	1:15.763	41.903	250.0	14:43.047
6	1	2:13.576	37.829	1:01.063	34.684	278.4	15:17.395	6	1	2:37.537	43.142	1:13.747	40.648	242.7	17:20.584
7	1	2:14.833	38.247	1:01.277	35.309	277.6	17:32.228	7	1	2:43.347	43.611	1:17.546	42.190	222.2	20:03.931
8	1	2:23.366	38.414	1:09.801	35.151	277.6	19:55.594	8	1	2:41.146	43.422	1:15.527	42.197	235.3	22:45.077
9	1	2:13.901	38.392	1:01.390	34.119	278.4	22:09.495	9	1	2:37.301	43.150	1:14.112	40.039	250.0	25:22.378
10	1	2:12.546	38.001	1:00.815	33.730	279.1	24:22.041	10	1	2:36.150	42.867	1:13.075	40.208	251.2	27:58.528
11	1	2:35.509 B	39.528	1:02.246	53.735	278.4	26:57.550	11	1	2:55.693 B	43.168	1:13.938	58.587	255.3	30:54.221
38								LIGIER JS P3 (Black) G2/P3							
1.Brad HOYT								LOLA B12/60 (Black/Gold/Red) G2/P1							
2.James DAVISON															
1	1	4:17.100	2:22.165	1:14.999	39.936	193.2	4:17.100	1	1	3:16.774	1:21.860	1:15.247	39.667	193.5	3:16.774
2	1	2:28.846	43.359	1:07.730	37.757	241.6	6:45.946	2	1	2:25.190	40.554	1:07.264	37.372	257.8	5:41.964
3	1	2:25.887	41.583	1:07.488	36.816	247.7	9:11.833	3	1	2:21.655	40.022	1:05.447	36.186	256.5	8:03.619
4	1	2:21.090	41.356	1:03.615	36.119	248.3	11:32.923	4	1	2:22.697	39.614	1:05.493	37.590	260.9	10:26.316
5	1	2:34.770 B	41.260	1:06.317	47.193	247.7	14:07.693	5	1	2:24.537	39.790	1:06.990	37.757	261.5	12:50.853
								6							
								1							
								2:34.653 B							
								40.315							
								1:05.773							
								48.565							
								259.0							
								15:25.506							
								7							
								1							
								4:03.301							
								2:27.268							
								1:02.149							
								33.884							
								270.0							
								19:28.807							
								8							
								1							
								2:12.663							
								38.024							
								1:00.722							
								33.917							
								279.1							
								21:41.470							
								9							
								1							
								2:13.249							
								37.786							
								1:01.613							
								33.850							
								279.1							
								23:54.719							
								10							
								1							
								2:16.625							
								38.207							
								1:01.428							
								36.990							
								279.1							
								26:11.344							
								11							
								1							
								2:22.412 B							
								38.119							
								1:02.655							
								41.638							
								279.8							
								28:33.756							
50								LIGIER LMP2 (Blue) G2/P2							
1.Stuart WILTSHIRE								ORECA LMPC10 (White/Black) G1/P3							
1	1	4:48.632	3:03.048	1:08.513	37.071	146.1	4:48.632	1	1	2:40.694	53.252	1:09.073	38.369	214.7	2:40.694
2	1	2:36.153	39.492	1:19.679	36.982	259.0	7:24.785	2	1	2:18.752	39.720	1:03.692	35.340	251.7	4:59.446
3	1	2:17.851	39.514	1:02.709	35.628	259.6	9:42.636	3	1	2:16.807	38.744	1:03.091	34.972	268.0	7:16.253
4	1	2:17.096	39.734	1:01.653	35.709	260.2	11:59.732	4	1	2:15.760	38.620	1:02.484	34.656	270.0	9:32.013
5	1	2:16.923	39.556	1:01.986	35.381	259.0	14:16.655	5	1	2:34.153 B	38.843	1:07.380	47.930	261.5	12:06.166
6	1	2:16.538	39.544	1:01.766	35.228	259.0	16:33.193	6	1	5:08.672	3:02.016	1:22.617	44.039	208.1	17:14.838
7	1	2:16.651	39.598	1:01.516	35.537	259.0	18:49.844	7	1	2:51.436	45.843	1:21.429	44.164	218.6	20:06.274
8	1	2:16.094	39.437	1:00.813	35.844	259.0	21:05.938	8	1	3:09.065 B	44.979	1:21.795	1:02.291	186.9	23:15.339
9	1	2:16.517	39.537	1:01.041	35.939	259.6	23:22.455	9	1	5:28.217	3:29.282	1:15.895	43.040	201.9	28:43.556
10	1	2:19.298	39.632	1:03.272	36.394	259.6	25:41.753								
11	1	2:32.060 B	39.655	1:01.992	50.413	259.6	28:13.813								



September 29, 30
October 1, 2
2022



4-Masters Endurance Legends SPA SIX HOURS Qualifying 2

Sector Analysis

— Invalidated Lap ■ Personal Best ■ Session Best **B** Crossing the pit lane

Lap	D	Time	Sector 1	Sector 2	Sector 3	T.Sp	Elapsed	Lap	D	Time	Sector 1	Sector 2	Sector 3	T.Sp	Elapsed
<small>PORSCHE 911 GT3 RSR (Blue)</small>															
188		1.Steve OSBORNE 2.Chris WARD													
<small>PORSCHE 911 GT3 RSR (Blue)</small>															
<small>G1/GT2</small>															
1	1	3:21.396	1:14.582	1:23.632	43.182	173.4	3:21.396								
2	1	2:42.094	45.299	1:15.499	41.296	210.5	6:03.490								
3	1	3:09.677 B	48.355	1:22.840	58.482	182.4	9:13.167								
<small>PORSCHE 997 GT3 (White/Yellow/Silver)</small>															
911		1.Andy FEIGENWINTER													
<small>PORSCHE 997 GT3 (White/Yellow/Silver)</small>															
<small>G2/GT3</small>															
1	1	3:00.892	1:02.850	1:16.245	41.797	168.0	3:00.892								
2	1	2:27.658	41.746	1:07.880	38.032	256.5	5:28.550								
3	1	2:35.904 B	41.886	1:07.779	46.239	259.0	8:04.454								
4	1	3:18.723	1:30.050	1:10.569	38.104	255.3	11:23.177								
5	1	2:26.600	41.584	1:07.436	37.580	256.5	13:49.777								
6	1	2:26.471	41.590	1:06.991	37.890	257.1	16:16.248								
7	1	2:34.561 B	41.287	1:07.909	45.365	257.1	18:50.809								