




September 29, 30
October 1, 2
2022



4-Masters Endurance Legends SPA SIX HOURS Qualifying 1


Sector Analysis

— Invalidated Lap ■ Personal Best ■ Session Best B Crossing the pit lane

Lap	D	Time	Sector 1	Sector 2	Sector 3	T.Spd	Elapsed	Lap	D	Time	Sector 1	Sector 2	Sector 3	T.Spd	Elapsed
Audi R8 GT3 LMS Ultra (Red/Black) G2/GT3															
2	1.Marcus COUNT OEYNHAL														
1	1	2:49.877	56.658	1:13.304	39.915	231.3	2:49.877	1	1	2:34.382	50.161	1:07.492	36.729	199.3	2:34.382
2	1	2:32.746	43.583	1:09.902	39.261	242.2	5:22.623	2	1	2:21.253	38.239	1:05.526	37.488	247.7	4:55.635
3	1	2:32.103	42.732	1:10.402	38.969	245.5	7:54.726	3	1	2:19.783	37.375	1:03.164	39.244	292.7	7:15.418
4	1	2:37.491B	42.343	1:08.829	46.319	248.3	10:32.217	4	1	2:20.849	37.046	1:05.225	38.578	251.7	9:36.267
5	1	5:46.931	3:54.404	1:12.258	40.269	195.3	16:19.148	5	1	2:16.078	37.459	1:03.327	35.292	262.8	11:52.345
6	1	2:26.784	41.995	1:07.087	37.702	246.6	18:45.932	6	1	2:18.480	38.311	1:03.322	36.847	285.7	14:10.825
7	1	2:35.474	42.792	1:13.711	38.971	240.0	21:21.406	7	1	2:15.589	37.379	1:02.865	35.345	292.7	16:26.414
8	1	2:53.644B	42.268	1:11.363	1:00.013	246.0	24:15.050	8	1	2:18.028	37.056	1:05.076	35.896	295.1	18:44.442
9	1	5:33.154	3:41.629	1:11.668	39.857	212.6	29:48.204	9	1	2:15.100	37.357	1:02.277	35.466	291.9	20:59.542
10	1	2:26.633	42.294	1:07.042	37.297	246.6	32:14.837	10	1	2:34.870B	37.456	1:02.381	55.033	295.1	23:34.412
11	1	2:55.821B	42.121	1:19.496	54.204	214.7	35:10.658	11	1	5:52.809	4:12.244	1:05.420	35.145	232.8	29:27.221
Ferrari 458 GT3 (Red) G2/GT3															
3	1.Jason WRIGHT														
1	1	4:23.448	2:30.310	1:12.870	40.268	222.2	4:23.448	1	1	3:51.782	1:55.379	1:15.688	40.715	228.8	3:51.782
2	1	2:33.524	43.534	1:10.582	39.408	238.4	6:56.972	2	1	2:40.130	46.080	1:13.374	40.676	235.3	6:31.912
3	1	2:33.623	43.301	1:10.335	39.987	243.8	9:30.595	3	1	2:38.420	44.948	1:13.275	40.197	232.3	9:10.332
4	1	2:34.762	43.217	1:10.920	40.625	243.2	12:05.357	4	1	2:39.419	44.797	1:13.519	41.103	240.0	11:49.751
5	1	2:35.378	43.061	1:12.110	40.207	244.3	14:40.735	5	1	2:42.764	46.081	1:15.378	41.305	217.7	14:32.515
6	1	2:32.331	42.646	1:10.435	39.250	245.5	17:13.066	6	1	2:37.695	44.886	1:12.685	40.124	231.3	17:10.210
7	1	2:35.593	42.905	1:11.603	41.085	197.1	19:48.659	7	1	2:43.031	45.109	1:16.621	41.301	186.5	19:53.241
8	1	2:56.133B	46.158	1:13.593	56.382	248.3	22:44.792	8	1	2:39.179	44.224	1:13.990	40.965	235.8	22:32.420
Zytek 09s (Blue/Silver) G1/P1															
5	1.Keith FRIESER														
1	1	4:57.115	3:06.565	1:10.774	39.776	206.9	4:57.115	1	1	2:33.519	48.455	1:08.787	36.277	224.1	2:33.519
2	1	2:18.806	39.401	1:03.341	36.064	263.4	7:15.921	2	1	2:22.958	40.080	1:05.992	36.886	251.2	4:56.477
3	1	2:20.829	39.014	1:03.212	38.603	275.5	9:36.750	3	1	2:16.935	38.024	1:02.125	36.786	283.5	7:13.412
4	1	2:20.698	41.670	1:03.299	35.729	273.4	11:57.448	4	1	2:15.135	37.886	1:01.969	35.280	283.5	9:28.547
5	1	2:16.861	38.846	1:02.963	35.052	229.3	14:14.309	5	1	2:13.183	37.584	1:01.502	34.097	285.7	11:41.730
6	1	2:17.998	39.993	1:02.458	35.547	256.5	16:32.307	6	1	2:11.555	37.393	1:00.468	33.694	285.7	13:53.285
7	1	2:15.373	38.609	1:01.711	35.053	276.2	18:47.680	7	1	2:28.345B	39.015	1:04.245	45.085	259.6	16:21.630
8	1	2:15.749	38.997	1:01.592	35.160	276.2	21:03.429	8	1	5:52.328	4:09.907	1:05.750	36.671	222.7	22:13.958
9	1	2:36.125B	39.027	1:01.099	55.999	272.0	23:39.554	9	1	2:52.771B	41.438	1:16.074	55.259	163.4	25:06.729
10	1	5:55.954	4:11.706	1:05.753	38.495	249.4	29:35.508	10	1	4:39.514	2:58.860	1:04.160	36.494	238.9	29:46.243
11	1	2:14.089	38.417	1:01.043	34.629	276.9	31:49.597	11	1	2:09.993	37.051	59.694	33.248	285.7	31:56.236
12	1	2:47.147B	38.243	1:09.470	59.434	275.5	34:36.744	12	1	3:00.428B	41.639	1:22.384	56.405	247.1	34:56.664
Lola Aston DBR1-2 G1/P1															
007	1.Christophe D'ANSEMBOUF														
1	1	3:13.026	1:29.786	1:06.659	36.581	205.7	3:13.026	1	1	10:14.470B	3:10.576	1:10.796	5:53.098	190.1	10:14.470
2	1	2:14.489	37.025	1:02.601	34.863	292.7	5:27.515	2	1	5:37.632	3:51.820	1:08.621	37.191	190.1	15:52.102
3	1	2:23.909	38.986	1:06.195	38.728	260.2	7:51.424	3	1	2:23.759	40.117	1:06.870	36.772	243.2	18:15.861
4	1	2:13.740	37.305	1:02.283	34.152	276.9	10:05.164	4	1	2:21.621	39.812	1:04.839	36.970	243.2	20:37.482
5	1	2:18.512	38.107	1:05.423	34.982	276.2	12:23.676	5	1	2:35.288B	40.089	1:04.884	50.315	272.0	23:12.770
6	1	2:15.821	37.021	1:03.598	35.202	292.7	14:39.497								
7	1	2:12.721	36.684	1:02.048	33.989	285.7	16:52.218								
8	1	2:38.627B	39.917	1:09.018	49.692	236.8	19:30.845								
Dallara/Oreca DO-05(White/Red) G1/P1															
17	1.Antoine D'ANSEMBOURG														
1	1	10:14.470B	3:10.576	1:10.796	5:53.098	190.1	10:14.470	1	1	2:35.288B	40.089	1:04.884	50.315	272.0	23:12.770
2	1	5:37.632	3:51.820	1:08.621	37.191	190.1	15:52.102								
3	1	2:23.759	40.117	1:06.870	36.772	243.2	18:15.861								
4	1	2:21.621	39.812	1:04.839	36.970	243.2	20:37.482								
5	1	2:35.288B	40.089	1:04.884	50.315	272.0	23:12.770								



September 29, 30
October 1, 2
2022



4-Masters Endurance Legends SPA SIX HOURS Qualifying 1

Sector Analysis

— Invalidated Lap ■ Personal Best ■ Session Best ■ Crossing the pit lane

Lap	D	Time	Sector 1	Sector 2	Sector 3	T.Spd	Elapsed	Lap	D	Time	Sector 1	Sector 2	Sector 3	T.Spd	Elapsed
6	1	6:17.621	4:33.230	1:05.591	38.800	251.2	29:30.391								
7	1	2:21.217	39.695	1:04.350	37.172	252.3	31:51.608								
8	1	2:48.572 B	39.612	1:11.642	57.318	270.0	34:40.180								

27		COURAGE C60 (Black) G1/P1														
1	1	3:36.523	1:52.391	1:07.173	36.959	202.6	3:36.523									
2	1	2:22.414	40.157	1:05.567	36.690	251.2	5:58.937									
3	1	2:21.475	39.763	1:05.203	36.509	261.5	8:20.412									
4	1	2:20.747	39.590	1:05.144	36.013	257.8	10:41.159									
5	1	2:20.880	39.426	1:05.679	35.775	272.0	13:02.039									
6	1	2:33.496 B	39.603	1:05.803	48.090	257.8	15:35.535									
7	1	4:43.937	3:01.957	1:06.069	35.911	205.3	20:19.472									
8	1	2:19.741	39.619	1:04.387	35.735	256.5	22:39.213									
9	1	3:22.519 B	58.915	1:21.729	1:01.875	199.6	26:01.732									
10	1	5:26.704	3:44.246	1:06.287	36.171	248.8	31:28.436									
11	1	2:42.469 B	39.331	1:08.385	54.753	245.5	34:10.905									

37		LOLA LMP1 (Red/White) G1/P1														
1	1	3:16.486	1:31.007	1:06.388	39.091	230.8	3:16.486									
2	1	2:23.083	42.895	1:03.954	36.234	261.5	5:39.569									
3	1	2:20.675	40.293	1:04.073	36.309	271.4	8:00.244									
4	1	2:18.284	38.861	1:04.007	35.416	278.4	10:18.528									
5	1	2:17.524	38.891	1:02.890	35.743	278.4	12:36.052									
6	1	2:30.405 B	40.699	1:05.191	44.515	269.3	15:06.457									
7	1	4:58.263	3:19.831	1:03.573	34.859	270.7	20:04.720									
8	1	2:18.404	38.708	1:04.248	35.448	277.6	22:23.124									
9	1	2:53.197 B	43.323	1:17.683	52.191	194.2	25:16.321									

38		LIGIER JS P3 (Black) G2/P3														
1	1	3:50.437	1:39.344	1:25.370	45.723	156.7	3:50.437									
2	1	2:52.101	48.642	1:18.686	44.773	203.4	6:42.538									
3	1	2:51.128	47.627	1:19.402	44.099	191.2	9:33.666									
4	1	2:49.470	47.789	1:18.118	43.563	198.2	12:23.136									
5	1	2:46.470	46.313	1:16.763	43.394	201.5	15:09.606									
6	1	2:45.662	46.354	1:16.032	43.276	194.9	17:55.268									
7	1	3:01.219	48.182	1:15.948	57.089	179.1	20:56.487									
8	1	3:16.977 B	47.229	1:19.620	1:10.128	204.2	24:13.464									
9	1	8:38.670	6:28.579	1:12.381	57.710	211.4	32:52.134									

50		LIGIER LMP2 (Blue) G2/P2														
1	1	4:58.342	3:07.322	1:10.505	40.515	186.5	4:58.342									
2	1	2:19.687	40.066	1:03.434	36.187	259.6	7:18.029									
3	1	2:20.257	39.701	1:03.696	36.860	260.9	9:38.286									
4	1	2:24.318	41.311	1:05.482	37.525	255.9	12:02.604									
5	1	2:32.506 B	39.538	1:06.223	46.745	260.9	14:35.110									
6	1	5:11.412	3:28.279	1:05.873	37.260	257.1	19:46.522									
7	1	2:16.365	39.112	1:01.748	35.505	260.9	22:02.887									
8	1	2:52.827 B	39.166	1:16.989	56.672	259.0	24:55.714									

52		LIGIER JS P3 (Black / Blue) G2/P3														
1	1	3:01.867	1:07.438	1:14.545	39.884	208.9	3:01.867									
2	1	2:30.183	43.762	1:08.439	37.982	232.3	5:32.050									
3	1	2:28.281	42.718	1:07.332	38.231	232.3	8:00.331									
4	1	2:26.950	42.220	1:06.820	37.910	243.2	10:27.281									
5	1	2:26.771	42.035	1:06.693	38.043	244.9	12:54.052									
6	1	2:37.524 B	42.018	1:06.756	48.750	245.5	15:31.576									
7	1	4:17.671	2:32.129	1:07.623	37.919	220.9	19:49.247									
8	1	2:32.801	41.667	1:10.177	40.957	246.6	22:22.048									
9	1	3:06.638 B	46.588	1:27.116	52.934	175.3	25:28.686									


55		FERRARI 458 GTE (Red) G2/GT2														
1	1	4:21.878	1:58.685	1:35.161	48.032	144.8	4:21.878									
2	1	2:54.470	48.821	1:21.316	44.333	197.8	7:16.348									
3	1	2:42.837	45.287	1:16.864	40.686	201.1	9:59.185									
4	1	2:38.443	44.183	1:14.130	40.130	225.9	12:37.628									
5	1	2:39.477	43.369	1:15.968	40.140	228.8	15:17.105									
6	1	2:35.398	42.634	1:12.497	40.267	250.0	17:52.503									
7	1	2:33.521	42.308	1:12.230	38.983	249.4	20:26.024									
8	1	2:53.867 B	42.792	1:11.684	59.391	258.4	23:19.891									
9	1	6:43.359	4:49.906	1:13.085	40.368	204.9	30:03.250									
10	1	2:32.670	42.684	1:10.304	39.682	255.3	32:35.920									
11	1	3:08.701 B	44.728	1:26.453	57.520	185.6	35:44.621									

65		LOLA B12/60 (Black/Gold/Red) G2/P1														
1	1	3:24.690	1:35.629	1:08.712	40.349	213.0	3:24.690									
2	1	2:28.742	40.898	1:09.078	38.766	239.5	5:53.432									
3	1	2:29.688	40.849	1:09.188	39.651	255.9	8:23.120									
4	1	2:27.092	40.194	1:08.977	37.921	259.6	10:50.212									
5	1	2:27.448	40.945	1:08.414	38.089	262.8	13:17.660									
6	1	2:25.526	40.057	1:07.569	37.900	268.0	15:43.186									
7	1	2:41.617 B	40.777	1:09.092	51.748	257.1	18:24.803									
8	1	4:23.398	2:35.607	1:05.928	41.863	264.1	22:48.201									
9	1	3:15.508 B	51.656	1:20.391	1:03.461	146.9	26:03.709									
10	1	3:55.320	2:15.338	1:04.090	35.892	263.4	29:59.029									
11	1	2:21.028	41.049	1:05.072	34.907	270.0	32:20.057									
12	1	2:52.179 B	39.776	1:17.572	54.831	233.3	35:12.236									

88		ORECA LMP10 (White/Black) G1/P3														
1	1	2:44.545	57.223	1:10.116	37.206	218.6	2:44.545									
2	1	2:19.442	39.667	1:04.099	35.676	254.1	5:03.987									
3	1	2:17.094	39.121	1:02.864	35.109	266.0	7:21.081									
4	1	2:30.126 B	40.663	1:04.390	45.073	258.4	9:51.207									
5	1	5:28.726	3:28.287	1:18.245	42.194	214.3	15:19.933									
6	1	2:36.671	43.151	1:13.158	40.362	240.0	17:56.604									
7	1	2:39.390	43.857	1:14.637	40.896	220.4	20:35.994									
8	1	2:57.437 B	42.192	1:11.523	1:03.722	228.8	23:33.431									
9	1	6:49.469	4:54.290	1:14.384	40.795	203.8	30:22.900									



September 29, 30
October 1, 2
2022



4-Masters Endurance Legends SPA SIX HOURS Qualifying 1

Sector Analysis

— Invalidated Lap ■ Personal Best ■ Session Best B Crossing the pit lane

Lap	D	Time	Sector 1	Sector 2	Sector 3	T.Spd	Elapsed	Lap	D	Time	Sector 1	Sector 2	Sector 3	T.Spd	Elapsed
-----	---	------	----------	----------	----------	-------	---------	-----	---	------	----------	----------	----------	-------	---------

10	1	2:54.412	B	44.055	1:12.520	57.837	210.1	33:17.312							
----	---	----------	---	--------	----------	--------	-------	-----------	--	--	--	--	--	--	--

188	Porsche 911 GT3 RSR (Blue)														
	1. Steve OSBORNE G1/GT2 2. Chris WARD														

1	1	4:23.127		2:13.367	1:24.585	45.175	194.6	4:23.127
2	1	2:42.288		47.919	1:15.027	39.342	200.7	7:05.415
3	1	2:35.081		43.774	1:11.917	39.390	217.7	9:40.496
4	1	2:39.130	B	42.746	1:09.546	46.838	227.4	12:19.626
5	1	4:28.886		2:35.541	1:12.567	40.778	197.1	16:48.512
6	1	2:37.990		44.286	1:13.241	40.463	205.3	19:26.502
7	1	2:36.895		43.910	1:12.205	40.780	211.4	22:03.397
8	1	2:59.894	B	44.813	1:20.595	54.486	176.5	25:03.291
9	1	4:49.440		2:55.905	1:13.536	39.999	201.1	29:52.731
10	1	2:38.453		44.940	1:12.884	40.629	210.1	32:31.184
11	1	3:08.621	B	48.620	1:24.494	55.507	182.4	35:39.805

313	Lotus Evora GTE (White)														
	1. Daniel PALMA G2/GT3														

1	1	4:38.235		2:31.730	1:22.720	43.785	185.9	4:38.235
2	1	<u>2:38.991</u>		44.860	1:12.783	41.348	241.1	7:17.226
3	1	2:43.425		45.589	1:16.324	41.512	222.2	10:00.651
4	1	2:48.170	B	44.852	1:13.194	50.124	238.4	12:48.821
5	1	4:01.585		2:07.900	1:12.447	41.238	237.4	16:50.406

911	Porsche 997 GT3 (White/Yellow/Silver)														
	1. Andy FEIGENWINTER G2/GT3														

1	1	4:37.682		2:30.769	1:22.896	44.017	164.9	4:37.682
2	1	2:30.592		43.077	1:09.759	37.756	251.2	7:08.274
3	1	2:28.355		41.347	1:07.178	39.830	247.7	9:36.629
4	1	2:38.038	B	42.665	1:08.274	47.099	251.7	12:14.667
5	1	4:25.947		2:39.678	1:07.996	38.273	247.1	16:40.614
6	1	2:25.763		41.733	1:06.629	37.401	256.5	19:06.377
7	1	2:54.064	B	41.198	1:17.496	55.370	248.8	22:00.441