


# Colmore YTCC SPA SUMMER CLASSIC Race 1

## Sector Analysis

— Invalidated Lap    ■ Personal Best    ■ Session Best    B Crossing the pit lane

Lap	D	Time	Sector 1	Sector 2	Sector 3	Kph	Elapsed	Lap	D	Time	Sector 1	Sector 2	Sector 3	Kph	Elapsed
<b>1</b> 1.Peter Mucke Ford Zakspeed Turbo Capri 70B								<b>9</b> 1.Ulrich Klosser Ford Escort RS 1600 70A							
1	1	4:50.886	1:22.398	1:51.642	1:36.846	85.2	4:50.886	1	1	5:01.500	1:48.034	1:42.309	1:31.157	82.2	5:01.500
2	1	2:36.858	45.951	1:11.252	39.655	160.7	7:27.744	2	1	3:11.263	57.110	1:25.873	48.280	131.8	8:12.763
3	1	<b>2:33.138</b>	<b>42.535</b>	1:11.323	<b>39.280</b>	164.6	10:00.882	3	1	3:05.032	52.384	1:24.815	47.833	136.3	11:17.795
4	1	2:34.088	42.544	<b>1:10.333</b>	41.211	163.6	12:34.970	4	1	3:06.779	52.428	1:25.900	48.451	135.0	14:24.574
5	1	2:34.807	42.727	1:11.869	40.211	162.9	15:09.777	5	1	3:04.978	53.861	1:24.583	<b>46.534</b>	136.3	17:29.552
6	1	2:36.398	43.829	1:12.195	40.374	161.2	17:46.175	6	1	3:04.261	51.533	1:24.703	48.025	136.8	20:33.813
7	1	2:42.786	45.597	1:15.535	41.654	154.9	20:28.961	7	1	3:04.162	51.485	1:24.846	47.831	136.9	23:37.975
8	1	2:36.530	43.717	1:12.721	40.092	161.1	23:05.491	8	1	<b>3:03.100</b>	<b>51.057</b>	<b>1:24.001</b>	48.042	137.7	26:41.075
9	1	2:37.588	44.017	1:13.750	39.821	160.0	25:43.079								
<b>3</b> 1.Anita Renes Lotus Esprit 1989 80B								<b>11</b> 1.Lars Feldskov Datsun 240Z 70B							
1	1	5:06.099	1:47.053	1:42.594	1:36.452	80.9	5:06.099	1	1	4:58.454	1:40.698	1:47.215	1:30.541	83.0	4:58.454
2	1	3:10.215	55.067	1:27.666	47.482	132.6	8:16.314	2	1	3:07.800	57.268	1:23.543	46.989	134.3	8:06.254
3	1	3:04.084	51.727	1:25.587	46.770	137.0	11:20.398	3	1	<b>2:57.590</b>	51.486	<b>1:20.560</b>	<b>45.544</b>	142.0	11:03.844
4	1	3:05.116	52.289	1:25.157	47.670	136.2	14:25.514	4	1	2:59.552	51.537	1:20.951	47.064	140.4	14:03.396
5	1	3:02.760	51.357	<b>1:24.877</b>	46.526	138.0	17:28.274	5	1	2:59.185	51.930	1:21.025	46.230	140.7	17:02.581
6	1	3:04.055	51.166	1:25.298	47.591	137.0	20:32.329	6	1	2:58.191	51.324	1:20.886	45.981	141.5	20:00.772
7	1	<b>3:02.524</b>	50.955	1:25.153	<b>46.416</b>	138.1	23:34.853	7	1	3:01.587	<b>50.521</b>	1:23.975	47.091	138.9	23:02.359
8	1	3:04.516	<b>50.778</b>	1:26.950	46.788	136.7	26:39.369	8	1	2:59.140	51.325	1:21.579	46.236	140.8	26:01.499
<b>4</b> 1.Ron Renes Lotus Sunbeam 1981 70A								<b>19</b> 1.Leo Beek, van der Porsche 911 Carrera 1985 70B							
1	1	4:58.316	1:41.875	1:46.711	1:29.730	83.0	4:58.316	1	1	5:08.497	1:52.065	1:41.891	1:34.541	80.3	5:08.497
2	1	3:08.619	58.270	1:23.566	46.783	133.7	8:06.935	2	1	3:18.063	56.741	1:29.935	51.387	127.3	8:26.560
3	1	3:00.982	52.601	1:22.241	46.140	139.3	11:07.917	3	1	3:20.006	56.539	1:31.770	51.697	126.1	11:46.566
4	1	2:59.577	50.312	1:21.702	47.563	140.4	14:07.494	4	1	3:18.055	57.415	1:30.114	50.526	127.3	15:04.621
5	1	2:58.760	50.889	1:22.123	45.748	141.1	17:06.254	5	1	3:16.262	56.297	1:30.110	49.855	128.5	18:20.883
6	1	2:55.243	50.328	<b>1:19.008</b>	45.907	143.9	20:01.497	6	1	3:19.198	55.861	1:31.394	51.943	126.6	21:40.081
7	1	2:55.006	49.493	1:20.524	<b>44.989</b>	144.1	22:56.503	7	1	3:15.264	55.931	1:29.384	49.949	129.1	24:55.345
8	1	<b>2:54.492</b>	<b>49.290</b>	1:19.905	45.297	144.5	25:50.995	8	1	<b>3:13.614</b>	<b>55.825</b>	<b>1:27.988</b>	<b>49.801</b>	130.2	28:08.959
<b>7</b> 1.Adrian Grenz Porsche RSR 70B								<b>21</b> 1.Kenneth Gregers Datsun 240Z 70B							
1	1	4:58.014	1:39.887	1:47.489	1:30.638	83.1	4:58.014	1	1	4:57.495	1:39.035	1:46.825	1:31.635	83.3	4:57.495
2	1	3:08.381	56.676	1:24.364	47.341	133.8	8:06.395	2	1	3:04.974	55.219	1:23.455	46.300	136.3	8:02.469
3	1	2:59.966	52.018	1:22.007	45.941	140.1	11:06.361	3	1	<b>2:57.741</b>	<b>50.787</b>	<b>1:20.856</b>	<b>46.098</b>	141.9	11:00.210
4	1	2:59.704	<b>50.468</b>	1:21.846	47.390	140.3	14:06.065	4	1	3:25.266 B	51.193	1:22.201	1:11.872	122.8	14:25.476
5	1	2:59.558	52.099	1:22.054	<b>45.405</b>	140.4	17:05.623								
6	1	2:58.851	51.004	1:21.641	46.206	141.0	20:04.474								
7	1	2:59.766	50.985	1:22.627	46.154	140.3	23:04.240								
8	1	<b>2:58.250</b>	51.222	<b>1:21.616</b>	45.412	141.5	26:02.490								
<b>8</b> 1.Roger Bolliger Pontiac Trans AM SCCA 1971 70B								<b>23</b> 1.Jean Breugnot Porsche 904 GTS 1964 60A							
1	1	4:51.257	1:27.038	1:47.756	1:36.463	85.1	4:51.257	1	1	8:50.854				46.7	8:50.854
2	1	2:45.817	48.308	1:16.721	40.788	152.1	7:37.074	2	1	<b>3:46.458</b>				111.3	12:37.312
3	1	<b>2:40.520</b>	44.712	<b>1:15.304</b>	<b>40.504</b>	157.1	10:17.594	3	1	3:50.422				109.4	16:27.734
								4	1	3:53.500				108.0	20:21.234
								5	1	3:51.972				108.7	24:13.206
								6	1	3:47.052				111.1	28:00.258






# Colmore YTCC SPA SUMMER CLASSIC Race 1

## Sector Analysis

— Invalidated Lap    ■ Personal Best    ■ Session Best    B Crossing the pit lane

Lap	D	Time	Sector 1	Sector 2	Sector 3	Kph	Elapsed	Lap	D	Time	Sector 1	Sector 2	Sector 3	Kph	Elapsed		
<b>24</b>	1.	Jeroen Veldhuis					Porsche 911 3.0	70B	<b>44</b>	1.	Charlotte Engel - Jeppese					Ford Escort MK1 twincam	70A
1	1	4:54.389	1:37.486	1:41.616	1:35.287	84.2	4:54.389	1	1	5:12.053	1:54.227	1:43.533	1:34.293	79.4	5:12.053		
2	1	2:59.647	52.374	<b>1:20.804</b>	46.469	140.4	7:54.036	2	1	3:22.017	59.079	1:31.645	51.293	124.8	8:34.070		
3	1	<b>2:56.719</b>	50.044	1:21.211	<b>45.464</b>	142.7	10:50.755	3	1	3:17.004	57.518	1:28.624	50.862	128.0	11:51.074		
4	1	2:58.286	50.313	1:21.838	46.135	141.4	13:49.041	4	1	<b>3:14.488</b>	56.803	<b>1:26.940</b>	50.745	129.6	15:05.562		
5	1	2:59.244	50.346	1:21.978	46.920	140.7	16:48.285	5	1	3:16.275	<b>56.634</b>	1:29.314	<b>50.327</b>	128.5	18:21.837		
6	1	2:59.187	50.445	1:22.354	46.388	140.7	19:47.472	6	1	3:18.672	56.769	1:29.802	52.101	126.9	21:40.509		
7	1	2:59.485	<b>49.896</b>	1:22.829	46.760	140.5	22:46.957	7	1	3:16.830	57.240	1:28.461	51.129	128.1	24:57.339		
8	1	2:57.788	50.186	1:21.748	45.854	141.8	25:44.745	8	1	3:16.603	57.599	1:27.842	51.162	128.2	28:13.942		
<b>28</b>	1.	Holger Muenster					Opel Manta A	70A	<b>45</b>	1.	Bruno Knüsli					Sunbeam Tiger 1965	60B
1	1	5:17.159	1:57.532	1:42.488	1:37.139	78.1	5:17.159	1	1	5:07.309	1:50.369	1:41.560	1:35.380	80.6	5:07.309		
2	1	3:23.682	1:00.539	1:30.208	52.935	123.8	8:40.841	2	1	3:12.962	54.517	1:28.912	49.533	130.7	8:20.271		
3	1	3:21.897	59.505	1:28.905	53.487	124.9	12:02.738	3	1	3:06.588	50.785	1:27.269	48.534	135.1	11:26.859		
4	1	3:20.067	59.708	1:28.839	51.520	126.0	15:22.805	4	1	3:07.074	51.968	1:27.376	47.730	134.8	14:33.933		
5	1	<b>3:16.740</b>	58.758	<b>1:26.989</b>	<b>50.993</b>	128.2	18:39.545	5	1	3:06.018	<b>50.732</b>	1:27.214	48.072	135.5	17:39.951		
6	1	3:20.283	<b>57.607</b>	1:29.727	52.949	125.9	21:59.828	6	1	3:09.377	51.590	1:29.271	48.516	133.1	20:49.328		
								7	1	<b>3:05.901</b>	51.146	<b>1:27.119</b>	<b>47.636</b>	135.6	23:55.229		
								8	1	3:08.884	51.095	1:28.053	49.736	133.5	27:04.113		
<b>32</b>	1.	Eric Bosch, in den					Porsche 94452 1989	80B	<b>46</b>	1.	Robert Dubler					Chevrolet Corvette 1956	60B
1	1	5:05.488	1:47.626	1:41.648	1:36.214	81.1	5:05.488	1	1	4:59.627	1:44.744	1:45.219	1:29.664	82.7	4:59.627		
2	1	3:22.071	1:00.454	1:31.001	50.616	124.8	8:27.559	2	1	3:11.683	58.251	1:25.988	47.444	131.5	8:11.310		
3	1	3:11.855	55.485	1:27.375	48.995	131.4	11:39.414	3	1	3:05.831	52.103	1:26.008	47.720	135.7	11:17.141		
4	1	3:11.225	55.349	1:27.159	<b>48.717</b>	131.9	14:50.639	4	1	3:06.734	52.648	1:25.836	48.250	135.0	14:23.875		
5	1	3:11.166	54.486	1:27.333	49.347	131.9	18:01.805	5	1	3:04.981	53.190	1:25.359	<b>46.432</b>	136.3	17:28.856		
6	1	<b>3:09.668</b>	54.496	<b>1:26.028</b>	49.144	132.9	21:11.473	6	1	<b>3:03.920</b>	51.177	<b>1:25.258</b>	47.485	137.1	20:32.776		
7	1	3:10.685	<b>53.543</b>	1:28.017	49.125	132.2	24:22.158	7	1	3:04.679	<b>51.019</b>	1:26.009	47.651	136.5	23:37.455		
8	1	3:10.519	53.989	1:27.642	48.888	132.3	27:32.677	8	1	3:06.872	52.358	1:26.903	47.611	134.9	26:44.327		
<b>41</b>	1.	Jens Jeppesen					Ford Escort RS1600	70A	<b>47</b>	1.	Amanda Hennessy					Chevrolet Corvette 1968	60B
1	1	5:05.565	1:49.897	1:43.702	1:31.966	81.1	5:05.565	1	1	4:57.145	1:39.516	1:47.156	1:30.473	83.4	4:57.145		
2	1	3:16.260	57.404	1:29.078	49.778	128.5	8:21.825	2	1	3:00.138	53.556	1:21.921	44.661	140.0	7:57.283		
3	1	3:05.966	53.364	1:24.227	48.375	135.6	11:27.791	3	1	2:54.703	48.827	1:21.544	44.332	144.3	10:51.986		
4	1	3:07.949	<b>52.736</b>	1:26.445	48.768	134.2	14:35.740	4	1	2:53.247	48.725	1:20.746	43.776	145.5	13:45.233		
5	1	3:06.136	53.430	1:23.854	48.852	135.5	17:41.876	5	1	<b>2:52.537</b>	48.428	<b>1:20.368</b>	<b>43.741</b>	146.1	16:37.770		
6	1	3:08.755	54.567	1:24.542	49.646	133.6	20:50.631	6	1	2:54.173	49.093	1:20.952	44.128	144.8	19:31.943		
7	1	3:10.457	53.333	1:27.426	49.698	132.4	24:01.088	7	1	2:55.691	<b>48.145</b>	1:23.076	44.470	143.5	22:27.634		
8	1	<b>3:04.410</b>	53.514	<b>1:22.757</b>	<b>48.139</b>	136.7	27:05.498	8	1	2:56.243	48.457	1:22.881	44.905	143.1	25:23.877		
								9	1	2:56.928	49.010	1:22.918	45.000	142.5	28:20.805		
<b>42</b>	1.	Christian Marx					Triumph TR8 1977 IMSA	70B	<b>49</b>	1.	Thomas Dätwyler					Opel Kadett C 1979	70A
1	1	4:52.001	1:28.837	1:47.186	1:35.978	84.8	4:52.001	1	1	5:00.424	1:46.071	1:44.844	1:29.509	82.5	5:00.424		
2	1	2:52.729	50.106	1:18.905	43.718	146.0	7:44.730	2	1	3:17.467	1:01.028	1:26.480	49.959	127.7	8:17.891		
3	1	<b>2:49.773</b>	<b>47.514</b>	<b>1:18.569</b>	<b>43.690</b>	148.5	10:34.503	3	1	3:07.374	53.683	1:25.863	47.828	134.6	11:25.265		
4	1	2:51.233	47.772	1:19.151	44.310	147.3	13:25.736										
5	1	3:45.534	B	48.143	1:21.081	1:36.310	111.8	17:11.270									





# Colmore YTCC SPA SUMMER CLASSIC Race 1

## Sector Analysis

— Invalidated Lap   ■ Personal Best   ■ Session Best   B Crossing the pit lane

Lap	D	Time	Sector 1	Sector 2	Sector 3	Kph	Elapsed	Lap	D	Time	Sector 1	Sector 2	Sector 3	Kph	Elapsed
-----	---	------	----------	----------	----------	-----	---------	-----	---	------	----------	----------	----------	-----	---------

4	1	3:02.638	53.227	1:20.928	48.483	138.1	14:27.903								
5	1	3:03.681	53.120	1:22.969	47.592	137.3	17:31.584								
6	1	3:05.849	53.488	1:24.190	48.171	135.7	20:37.433								
7	1	3:04.362	53.729	1:22.710	47.923	136.8	23:41.795								
8	1	3:03.709	53.717	1:22.082	47.910	137.3	26:45.504								

54		1. Leonard Batenburg		BMW M3 E30		80B	
1	1	4:52.436	1:29.383	1:47.424	1:35.629	84.7	4:52.436
2	1	2:52.722	51.523	1:17.718	43.481	146.0	7:45.158
3	1	2:51.027	49.754	1:18.232	43.041	147.4	10:36.185
4	1	2:48.205	49.114	1:15.822	43.269	149.9	13:24.390
5	1	2:47.484	48.580	1:15.194	43.710	150.5	16:11.874
6	1	2:48.086	49.498	1:15.577	43.011	150.0	18:59.960
7	1	2:50.569	48.800	1:18.019	43.750	147.8	21:50.529
8	1	2:49.117	48.599	1:17.301	43.217	149.1	24:39.646
9	1	2:49.749	50.238	1:16.122	43.389	148.5	27:29.395

56		1. Martin Berner		Lotus Cortina 1965		60A	
1	1	5:14.391	1:56.565	1:42.921	1:34.905	78.8	5:14.391
2	1	3:22.961	58.762	1:32.400	51.799	124.2	8:37.352
3	1	3:14.510	56.735	1:27.022	50.753	129.6	11:51.862
4	1	3:15.111	58.522	1:26.731	49.858	129.2	15:06.973
5	1	3:18.992	57.367	1:30.209	51.416	126.7	18:25.965
6	1	3:16.092	56.617	1:28.301	51.174	128.6	21:42.057
7	1	3:14.965	55.850	1:28.732	50.383	129.3	24:57.022
8	1	3:14.389	56.539	1:26.997	50.853	129.7	28:11.411

61		1. Camille Galanidis		Porsche 944S2 1989		80B	
1	1	5:06.934	1:51.918	1:43.422	1:31.594	80.7	5:06.934
2	1	3:15.909	58.526	1:27.400	49.983	128.7	8:22.843
3	1	3:10.310	56.305	1:24.890	49.115	132.5	11:33.153
4	1	3:10.205	56.094	1:25.160	48.951	132.6	14:43.358
5	1	3:09.978	57.437	1:23.348	49.193	132.7	17:53.336
6	1	3:11.930	56.526	1:25.014	50.390	131.4	21:05.266
7	1	3:10.922	56.064	1:25.637	49.221	132.1	24:16.188
8	1	3:11.896	56.080	1:26.751	49.065	131.4	27:28.084

68		1. Lars Rosenfeldt		Renault Alpine A310 1981		70B	
1	1	5:12.815	1:55.615	1:43.265	1:33.935	79.2	5:12.815
2	1	3:23.373	59.403	1:32.691	51.279	124.0	8:36.188
3	1	3:13.324	55.414	1:27.591	50.319	130.4	11:49.512
4	1	3:12.475	54.659	1:27.607	50.209	131.0	15:01.987
5	1	3:12.551	54.519	1:27.699	50.333	130.9	18:14.538
6	1	3:41.646	55.468	1:55.128	51.050	113.8	21:56.184
7	1	3:16.039	55.496	1:29.745	50.798	128.6	25:12.223
8	1	3:14.670	54.647	1:29.533	50.490	129.5	28:26.893

75		1. Thierry Bonhome de		Citroen AX Sport		80A	
1	1	5:11.650	1:53.632	1:43.617	1:34.401	79.5	5:11.650
2	1	3:21.859	1:00.421	1:31.127	50.311	124.9	8:33.509
3	1	3:17.224	58.795	1:27.180	51.249	127.8	11:50.733
4	1	3:17.053	1:00.597	1:26.113	50.343	128.0	15:07.786
5	1	3:18.453	57.395	1:29.629	51.429	127.1	18:26.239
6	1	3:20.346	58.328	1:30.492	51.526	125.9	21:46.585
7	1	3:20.881	57.612	1:30.657	52.612	125.5	25:07.466
8	1	3:21.315	59.179	1:30.538	51.598	125.2	28:28.781


76		1. Christiaan Heck		BMW E21 Gruppe 2		70B	
1	1	4:58.803	1:42.071	1:46.356	1:30.376	82.9	4:58.803
2	1	3:05.595	55.661	1:22.844	47.090	135.9	8:04.398
3	1	3:00.702	53.011	1:20.484	47.207	139.5	11:05.100
4	1	3:03.067	53.658	1:21.779	47.630	137.7	14:08.167
5	1	3:02.611	53.607	1:20.920	48.084	138.1	17:10.778
6	1	3:01.578	53.864	1:20.133	47.581	138.9	20:12.356
7	1	3:03.912	53.599	1:21.670	48.643	137.1	23:16.268
8	1	3:03.092	53.901	1:21.310	47.881	137.7	26:19.360

88		1. Rene Wagner		MGB V8 GT		70B	
1	1	5:04.958	1:47.521	1:44.903	1:32.534	81.2	5:04.958
2	1	3:19.883	55.705	1:26.863	57.315	126.1	8:24.841

93		1. Robbert-Jan Leur, van de		Renault Alpine A310 V6		70B	
1	1	5:12.331	1:55.073	1:43.347	1:33.911	79.3	5:12.331
2	1	3:20.607	58.378	1:31.666	50.563	125.7	8:32.938
3	1	3:14.720	56.084	1:28.665	49.971	129.5	11:47.658
4	1	3:12.171	55.781	1:26.987	49.403	131.2	14:59.829
5	1	3:11.736	55.659	1:26.908	49.169	131.5	18:11.565
6	1	3:15.562	54.728	1:29.085	51.749	128.9	21:27.127
7	1	3:11.515	55.172	1:26.933	49.410	131.7	24:38.642
8	1	3:13.417	55.371	1:26.690	51.356	130.4	27:52.059

99		1. Roel Schmitz		Porsche 964		80B	
1	1	5:15.665	1:57.688	1:42.659	1:35.318	78.5	5:15.665
2	1	3:13.980	56.146	1:29.181	48.653	130.0	8:29.645
3	1	3:07.610	53.873	1:25.982	47.755	134.4	11:37.255
4	1	3:06.539	52.975	1:25.572	47.992	135.2	14:43.794
5	1	3:06.252	53.519	1:24.624	48.109	135.4	17:50.046
6	1	3:03.168	52.833	1:23.554	46.781	137.7	20:53.214
7	1	3:03.782	52.456	1:24.365	46.961	137.2	23:56.996
8	1	3:05.040	53.013	1:23.985	48.042	136.3	27:02.036






## Colmore YTCC SPA SUMMER CLASSIC Race 1

### Sector Analysis

— Invalidated Lap   ■ Personal Best   ■ Session Best   ■ Crossing the pit lane

Lap	D	Time	Sector 1	Sector 2	Sector 3	Kph	Elapsed	Lap	D	Time	Sector 1	Sector 2	Sector 3	Kph	Elapsed
<b>103</b> 1.Urs Steffen Triumph Spitfire GT8 60B								<b>118</b> 1.Lars Bojvad Ford Escort 1600 70A							
1	1	4:53.681	1:33.716	1:44.708	1:35.257	84.4	4:53.681	1	1	4:57.477	1:40.367	1:47.129	1:29.981	83.3	4:57.477
2	1	2:58.674	52.151	1:20.488	46.035	141.1	7:52.355	2	1	3:03.520	56.614	1:21.520	<b>45.386</b>	137.4	8:00.997
3	1	2:56.231	49.611	1:21.039	45.581	143.1	10:48.586	3	1	<b>2:57.340</b>	<b>50.875</b>	1:20.571	45.894	142.2	10:58.337
4	1	2:55.030	50.022	1:20.732	<b>44.276</b>	144.1	13:43.616	4	1	2:58.111	50.996	1:21.164	45.951	141.6	13:56.448
5	1	<b>2:54.219</b>	49.634	<b>1:19.592</b>	44.993	144.7	16:37.835	5	1	2:57.837	51.032	1:20.874	45.931	141.8	16:54.285
6	1	2:55.484	50.195	1:20.360	44.929	143.7	19:33.319	6	1	2:57.938	51.254	<b>1:20.315</b>	46.369	141.7	19:52.223
7	1	2:57.982	<b>49.222</b>	1:22.469	46.291	141.7	22:31.301	7	1	2:59.865	51.834	1:21.390	46.641	140.2	22:52.088
8	1	3:00.820	50.514	1:23.891	46.415	139.4	25:32.121	8	1	3:00.521	51.827	1:22.322	46.372	139.7	25:52.609
9	1	2:58.793	49.850	1:21.133	47.810	141.0	28:30.914								
<b>104</b> 1.Christophe Kleiner MGB V8 GT 70B								<b>121</b> 1.Kim Oelsen BMW M3 E30 80B							
1	1	5:09.475	1:52.886	1:43.831	1:32.758	80.1	5:09.475	1	1	5:11.013	1:51.600	1:43.577	1:35.836	79.7	5:11.013
2	1	<b>3:29.505</b>	1:00.755	1:36.820	<b>51.930</b>	120.4	8:38.980	2	1	3:14.862	59.037	1:25.656	50.169	129.4	8:25.875
3	1	3:36.292 B	<b>59.297</b>	<b>1:30.559</b>	1:06.436	116.6	12:15.272	3	1	3:05.613	55.490	1:22.166	<b>47.957</b>	135.8	11:31.488
								4	1	3:04.202	54.603	<b>1:21.149</b>	48.450	136.9	14:35.690
								5	1	3:05.376	54.844	1:22.303	48.229	136.0	17:41.066
								6	1	3:09.482	55.688	1:24.514	49.280	133.1	20:50.548
								7	1	3:08.106	53.880	1:26.056	48.170	134.0	23:58.654
								8	1	<b>3:03.762</b>	<b>53.659</b>	1:21.953	48.150	137.2	27:02.416
<b>111</b> 1.Stephan Mucke Ford Sierra RS500 80B								<b>126</b> 1.Raphaël Borman de / Deg Ford Escort RS 1600 70A							
1	1	4:51.066	1:25.427	1:48.875	1:36.764	85.1	4:51.066	1	1	5:02.673	1:48.382	1:42.773	1:31.518	81.9	5:02.673
2	1	2:40.925	46.754	1:13.812	40.359	156.7	7:31.991	2	1	2:58.927	52.941	1:20.861	45.125	140.9	8:01.600
3	1	<b>2:35.549</b>	<b>42.703</b>	<b>1:12.949</b>	<b>39.897</b>	162.1	10:07.540	3	1	<b>2:51.584</b>	50.040	<b>1:17.628</b>	<b>43.916</b>	146.9	10:53.184
4	1	2:37.443	43.281	1:13.264	40.898	160.1	12:44.983	4	1	2:56.133	50.231	1:19.660	46.242	143.2	13:49.317
5	1	2:38.124	44.399	1:13.418	40.307	159.5	15:23.107	5	1	2:55.015	50.652	1:19.412	44.951	144.1	16:44.332
6	1	2:41.739	43.002	1:16.659	42.078	155.9	18:04.846	6	1	2:55.717	51.508	1:19.223	44.986	143.5	19:40.049
7	1	2:39.014	42.978	1:13.675	42.361	158.6	20:43.860	7	1	2:57.597	51.162	1:20.729	45.706	142.0	22:37.646
<b>115</b> 1.Beat Gubler Dodge Challenger 1970 70B								<b>139</b> 1.Christian Nowak CN-Cobra Proto							
1	1	4:52.667	1:30.354	1:46.570	1:35.743	84.7	4:52.667	1	1	5:00.601	1:54.543	1:35.734	1:30.324	82.4	5:00.601
2	1	2:53.017	50.228	1:19.488	43.301	145.7	7:45.684	2	1	2:51.474	52.458	1:17.390	41.626	147.0	7:52.075
3	1	2:49.114	47.027	1:19.934	42.153	149.1	10:34.798	3	1	2:40.397	43.806	1:16.202	40.389	157.2	10:32.472
4	1	2:46.674	45.724	<b>1:18.943</b>	<b>42.007</b>	151.3	13:21.472	4	1	2:37.453	44.369	1:12.494	40.590	160.1	13:09.925
5	1	2:49.089	45.446	1:20.178	43.465	149.1	16:10.561	5	1	2:35.807	43.625	1:12.490	<b>39.692</b>	161.8	15:45.732
6	1	<b>2:46.463</b>	<b>44.700</b>	1:19.056	42.707	151.5	18:57.024	6	1	<b>2:35.744</b>	<b>42.931</b>	<b>1:12.017</b>	40.796	161.9	18:21.476
7	1	2:50.012	44.968	1:20.695	44.349	148.3	21:47.036	7	1	3:23.528 B	44.065	1:23.191	1:16.272	123.9	21:45.004
8	1	2:51.243	47.059	1:19.840	44.344	147.2	24:38.279								
9	1	2:49.781	45.409	1:21.149	43.223	148.5	27:28.060								
<b>116</b> 1.Valence Galanidis 80B								<b>141</b> 1.Axel Hageman BMW M1 70B							
1	1	5:18.718	1:58.137	1:42.431	1:38.150	77.7	5:18.718	1	1	5:15.547	1:56.151	1:39.904	1:39.492	78.5	5:15.547
2	1	3:24.875	1:00.831	1:31.073	52.971	123.1	8:43.593	2	1	3:19.036	57.442	1:31.282	50.312	126.7	8:34.583
3	1	3:19.848	57.937	1:28.771	53.140	126.2	12:03.441	3	1	3:07.335	53.964	1:24.715	48.656	134.6	11:41.918
4	1	3:20.780	59.926	1:28.479	52.375	125.6	15:24.221	4	1	3:02.460	52.301	1:23.254	46.905	138.2	14:44.378
5	1	3:17.909	58.279	<b>1:27.284</b>	52.346	127.4	18:42.130								
6	1	<b>3:16.442</b>	<b>56.961</b>	1:28.594	<b>50.887</b>	128.4	21:58.572								
7	1	3:49.823 B	59.051	1:40.479	1:10.293	109.7	25:48.395								





# Colmore YTCC SPA SUMMER CLASSIC Race 1

## Sector Analysis

— Invalidated Lap   ■ Personal Best   ■ Session Best   B Crossing the pit lane

Lap	D	Time	Sector 1	Sector 2	Sector 3	Kph	Elapsed	Lap	D	Time	Sector 1	Sector 2	Sector 3	Kph	Elapsed
5	1	3:01.357	51.414	1:22.657	47.286	139.0	17:45.735	2	1	<b>3:43.807</b>	1:07.240	1:38.041	<b>58.526</b>	112.7	9:05.033
6	1	2:59.922	50.669	1:22.126	47.127	140.1	20:45.657	3	1	3:44.361	1:06.814	<b>1:37.637</b>	59.910	112.4	12:49.394
7	1	2:57.826	<b>49.766</b>	1:21.864	46.196	141.8	23:43.483	4	1	3:44.892	1:08.438	1:37.742	58.712	112.1	16:34.286
8	1	<b>2:57.203</b>	49.891	<b>1:21.491</b>	<b>45.821</b>	142.3	26:40.686	5	1	3:45.613	1:07.213	1:39.225	59.175	111.8	20:19.899

<b>155</b>	1. Mikkel Mikkelsen	Opel Kadett Rally 1967	
		60A	

1	1	5:04.394	1:46.477	1:44.896	1:33.021	81.4	5:04.394
2	1	3:09.196	56.039	1:24.888	48.269	133.3	8:13.590
3	1	3:05.665	53.617	1:24.196	47.852	135.8	11:19.255
4	1	3:07.272	55.195	1:24.037	48.040	134.6	14:26.527
5	1	3:04.547	53.429	1:23.669	47.449	136.6	17:31.074
6	1	3:05.724	53.749	1:24.072	47.903	135.8	20:36.798
7	1	<b>3:03.828</b>	53.896	<b>1:22.816</b>	<b>47.116</b>	137.2	23:40.626
8	1	3:04.833	<b>53.268</b>	1:23.243	48.322	136.4	26:45.459

<b>161</b>	1. Dimitri Galanidis	Porsche 964RS 1989 / 944	
		80B	

1	1	4:58.852	1:42.528	1:46.779	1:29.545	82.9	4:58.852
2	1	3:08.956	58.535	1:23.740	46.681	133.4	8:07.808
3	1	2:59.648	51.308	1:22.091	46.249	140.4	11:07.456
4	1	3:05.687	50.393	1:21.330	53.964	135.8	14:13.143
5	1	2:56.401	50.434	<b>1:19.930</b>	46.037	142.9	17:09.544
6	1	<b>2:55.760</b>	50.438	1:20.152	<b>45.170</b>	143.5	20:05.304
7	1	2:55.897	<b>49.506</b>	1:20.571	45.820	143.3	23:01.201
8	1	2:56.706	51.007	1:20.130	45.569	142.7	25:57.907

<b>176</b>	1. Ulrich Anderson	Ford Escort MKII	
		70A	

1	1	5:07.748	1:49.852	1:43.368	1:34.528	80.5	5:07.748
2	1	3:11.600	55.717	1:27.511	48.372	131.6	8:19.348
3	1	3:07.798	53.591	1:25.610	48.597	134.3	11:27.146
4	1	3:04.608	52.543	1:24.885	47.180	136.6	14:31.754
5	1	<b>3:01.063</b>	51.921	1:21.906	47.236	139.3	17:32.817
6	1	3:04.656	52.733			136.5	20:37.473
7	1	3:01.440	52.834	<b>1:21.862</b>	<b>46.744</b>	139.0	23:38.913
8	1	3:03.004	<b>51.505</b>	1:23.626	47.873	137.8	26:41.917

<b>191</b>	1. Pierre-Yves Gautier	Porsche 911 1985	
		80B	

1	1	5:16.977	1:59.070	1:42.600	1:35.307	78.2	5:16.977
2	1	3:40.396	1:03.776	1:37.998	58.622	114.4	8:57.373
3	1	3:36.153	<b>1:00.867</b>	1:38.576	56.710	116.6	12:33.526
4	1	3:37.032	1:01.660	1:37.778	57.594	116.2	16:10.558
5	1	3:37.482	1:02.557	1:38.697	56.228	115.9	19:48.040
6	1	3:35.051	1:01.383	1:38.045	55.623	117.2	23:23.091
7	1	<b>3:33.551</b>	1:01.181	<b>1:37.215</b>	<b>55.155</b>	118.1	26:56.642

<b>204</b>	1. Thomas Baltzer / Sandher	Porsche 924	
		70A	

1	1	5:21.226	2:01.678	1:44.277	1:35.271	77.1	5:21.226
---	---	----------	----------	----------	----------	------	----------

<b>222</b>	1. Tommy Olsen	Porsche Carrera RS	
		70B	

1	1	5:09.862	1:52.723	1:41.813	1:35.326	80.0	5:09.862
2	1	3:17.804	57.107	1:30.435	50.262	127.5	8:27.666
3	1	3:15.005	56.088	1:28.329	50.588	129.3	11:42.671
4	1	3:12.569	56.161	1:27.009	49.399	130.9	14:55.240
5	1	3:14.453	55.179	1:28.725	50.549	129.7	18:09.693
6	1	3:16.341	55.301	1:29.634	51.406	128.4	21:26.034
7	1	<b>3:11.277</b>	<b>54.566</b>	1:27.553	<b>49.158</b>	131.8	24:37.311
8	1	3:11.523	54.735	<b>1:26.425</b>	50.363	131.7	27:48.834

<b>276</b>	1. Samuel Benz	TVR Tuscan 1989	
		80B	

1	1	4:53.201	1:31.745	1:46.125	1:35.331	84.5	4:53.201
2	1	2:53.329	50.708	1:19.209	43.412	145.5	7:46.530
3	1	2:52.175	47.409	1:21.007	43.759	146.4	10:38.705
4	1	2:51.263	48.049	1:19.762	43.452	147.2	13:29.968
5	1	<b>2:50.778</b>	47.118	1:19.184	44.476	147.6	16:20.746
6	1	2:51.096	48.514	1:19.202	<b>43.380</b>	147.4	19:11.842
7	1	2:56.003	<b>46.808</b>	1:21.856	47.339	143.3	22:07.845
8	1	2:50.965	47.349	1:20.086	43.530	147.5	24:58.810
9	1	2:50.791	48.057	<b>1:18.053</b>	44.681	147.6	27:49.601

<b>600</b>	1. M. Torwesten	Porsche 935 TR	
		80B	

1	1	4:51.436	1:28.160	1:47.105	1:36.171	85.0	4:51.436
2	1	2:47.505	50.642	1:14.967	41.896	150.5	7:38.941
3	1	<b>2:41.632</b>	<b>47.076</b>	1:13.308	<b>41.248</b>	156.0	10:20.573
4	1	2:42.672	47.762	<b>1:13.301</b>	41.609	155.0	13:03.245
5	1	2:42.276	47.438	1:13.450	41.388	155.4	15:45.521
6	1	2:43.115	47.412	1:14.229	41.474	154.6	18:28.636
7	1	2:44.786	47.441	1:15.148	42.197	153.0	21:13.422
8	1	2:46.063	47.311	1:15.206	43.546	151.8	23:59.485
9	1	2:46.470	48.316	1:15.191	42.963	151.5	26:45.955

<b>911</b>	1. Markus/ Gruber / Sedlma	Porsche 911 RSR 89	
		80B	

1	1	5:02.116	1:50.149	1:41.158	1:30.809	82.0	5:02.116
2	1	2:56.235	52.749	1:19.723	43.763	143.1	7:58.351
3	1	2:52.437	49.207	1:19.630	43.600	146.2	10:50.788
4	1	<b>2:49.683</b>	<b>48.113</b>	<b>1:18.708</b>	<b>42.862</b>	148.6	13:40.471
5	1	3:46.808 B	1:00.551	1:33.414	1:12.843	111.2	17:27.279

