

Colmore YTCC SPA SUMMER CLASSIC Qualifying


Amended

Sector Analysis

— Invalidated Lap ■ Personal Best ■ Session Best B Crossing the pit lane

Lap	D	Time	Sector 1	Sector 2	Sector 3	Kph	Elapsed	Lap	D	Time	Sector 1	Sector 2	Sector 3	Kph	Elapsed
1								7							
1. Peter Mucke Ford Zakspeed Turbo Capri 70B								1. Adrian Grenz Porsche RSR 70B							
1	1	4:54.597	2:22.900	1:39.118	52.579	84.1	4:54.597	1	1	3:39.703	59.850	1:44.204	55.649	112.8	3:39.703
2	1	2:46.043	48.271	1:16.964	40.808	151.9	7:40.640	2	1	3:18.646	57.700	1:31.187	49.759	126.9	6:58.349
3	1	2:47.145	47.184	1:17.519	42.442	150.9	10:27.785	3	1	3:09.074	53.025	1:27.394	48.655	133.4	10:07.423
4	1	2:46.840	44.815	1:14.751	47.274	151.1	13:14.625	4	1	3:08.526	52.915	1:26.150	49.461	133.7	13:15.949
5	1	3:49.721 B	48.276	1:29.559	1:31.886	109.8	17:04.346	5	1	4:13.928 B	52.947	1:39.716	1:41.265	99.3	17:29.877
6	1	4:57.296	2:58.858	1:15.947	42.491	84.8	22:01.642	6	1	4:56.255	2:44.516	1:23.644	48.095	85.1	22:26.132
7	1	2:36.118	43.064	1:14.032	39.022	161.5	24:37.760	7	1	3:18.680 B	51.447	1:22.772	1:04.461	126.9	25:44.812
8	1	4:09.270 B	58.496	1:42.726	1:28.048	101.2	28:47.030	8	1	7:45.207	5:35.840	1:23.211	46.156	54.2	33:30.019
9	1	5:52.587	3:48.262	1:16.858	47.467	71.5	34:39.617	9	1	2:55.919	50.371	1:20.623	44.925	143.3	36:25.938
10	1	2:38.956	44.961	1:13.642	40.353	158.6	37:18.573	10	1	2:58.428	51.082	1:21.660	45.686	141.3	39:24.366
11	1	2:41.527	43.392	1:18.016	40.119	156.1	40:00.100	11	1	2:57.600	50.593	1:21.023	45.984	142.0	42:21.966
3								8							
1. Anita Renes Lotus Esprit 1989 80B								1. Roger Bolliger Pontiac Trans Am SCCA 1971 70B							
1	1	4:07.615	1:34.221	1:40.837	52.557	100.1	4:07.615	1	1	3:09.348	48.294	1:34.886	46.168	130.8	3:09.348
2	1	3:13.822	53.717	1:31.137	48.968	130.1	7:21.437	2	1	2:43.318	46.117	1:16.743	40.458	154.4	5:52.666
3	1	3:09.329	51.868	1:27.605	49.856	133.2	10:30.766	3	1	2:43.323	44.531	1:16.770	42.022	154.4	8:35.989
4	1	3:23.742 B	52.340	1:28.866	1:02.536	123.8	13:54.508	4	1	2:52.044 B	44.713	1:15.659	51.672	146.6	11:28.033
5	1	8:31.494	6:08.651	1:34.379	48.464	49.3	22:26.002	5	1	5:21.874 B	2:23.390	1:27.163	1:31.321	78.3	16:49.907
6	1	3:22.607 B	50.589	1:24.943	1:07.075	124.4	25:48.609	6	1	5:13.257	3:13.276	1:18.831	41.150	80.5	22:03.164
4								9							
1. Ron Renes Lotus Sunbeam 1981 70A								1. Ulrich Klosser Ford Escort RS 1600 70A							
1	1	4:17.681	1:46.374	1:38.121	53.186	96.1	4:17.681	1	1	5:04.139	2:28.244	1:36.165	59.730	81.5	5:04.139
2	1	3:16.739	54.652	1:27.656	54.431	128.2	7:34.420	2	1	3:17.774	55.575	1:32.988	49.211	127.5	8:21.913
3	1	3:04.804	51.505	1:25.353	47.946	136.4	10:39.224	3	1	3:09.617	53.454	1:26.958	49.205	133.0	11:31.530
4	1	3:03.830	51.623	1:24.812	47.395	137.2	13:43.054	4	1	3:06.673	52.546	1:23.253	50.874	135.1	14:38.203
5	1	4:08.960 B	50.527	1:43.847	1:34.586	101.3	17:52.014	5	1	4:41.696 B	1:13.445	1:46.842	1:41.409	89.5	19:19.899
6	1	6:28.503	4:16.578	1:23.671	48.254	64.9	24:20.517	6	1	4:59.511	2:47.850	1:23.655	48.006	84.2	24:19.410
7	1	4:11.094 B	54.208	1:47.441	1:29.445	100.4	28:31.611	7	1	4:08.255 B	53.445	1:47.191	1:27.619	101.6	28:27.665
8	1	6:27.353	4:17.783	1:23.445	46.125	65.1	34:58.964	8	1	6:27.573	4:11.637	1:24.219	51.717	65.1	34:55.238
9	1	3:01.996	51.858	1:23.389	46.749	138.5	38:00.960	9	1	3:08.873	53.587	1:24.714	50.572	133.5	38:04.111
10	1	2:59.189	50.842	1:21.367	46.980	140.7	41:00.149	10	1	3:05.491	52.713	1:22.910	49.868	135.9	41:09.602
6								11							
1. Patrick Mortier Corvette Stingray 1965 60B								1. Lars Feldskov Datsun 240Z 70B							
1	1	4:43.342	1:57.886	1:46.809	58.647	87.4	4:43.342	1	1	3:50.374	1:18.516	1:34.315	57.543	107.5	3:50.374
2	1	3:06.043	52.077	1:27.619	46.347	135.5	7:49.385	2	1	3:04.954	53.081	1:25.229	46.644	136.3	6:55.328
3	1	3:03.947	50.579	1:27.116	46.252	137.1	10:53.332	3	1	3:00.582	54.096	1:20.197	46.289	139.6	9:55.910
4	1	3:01.043	50.967	1:24.048	46.028	139.3	13:54.375	4	1	2:59.391	52.244	1:20.864	46.283	140.6	12:55.301
5	1	4:33.488 B	51.080	1:58.801	1:43.607	92.2	18:27.863	5	1	3:52.842 B	51.642	1:27.796	1:33.404	108.3	16:48.143
6	1	4:33.448	2:22.759	1:24.151	46.538	92.2	23:01.311	6	1	5:28.453	3:16.187	1:24.592	47.674	76.8	22:16.596
7	1	3:47.321 B	50.093	1:26.692	1:30.536	110.9	26:48.632	7	1	3:22.259 B	51.336	1:21.274	1:09.649	124.7	25:38.855
8	1	7:16.083	4:54.137	1:32.446	49.500	57.8	34:04.715	8	1	7:49.334	5:41.022	1:22.436	45.876	53.7	33:28.189
9	1	2:58.352	49.218	1:23.442	45.692	141.4	37:03.067	9	1	2:57.273	51.433	1:20.047	45.793	142.2	36:25.462
10	1	2:59.563	49.240	1:23.961	46.362	140.4	40:02.630	10	1	3:13.552	53.307	1:29.616	50.629	130.3	39:39.014
								11	1	2:57.354	51.523	1:20.206	45.625	142.2	42:36.368





Colmore YTCC SPA SUMMER CLASSIC Qualifying


Amended

Sector Analysis

— Invalidated Lap ■ Personal Best ■ Session Best ■ Crossing the pit lane

Lap	D	Time	Sector 1	Sector 2	Sector 3	Kph	Elapsed	Lap	D	Time	Sector 1	Sector 2	Sector 3	Kph	Elapsed				
16	1. Harold GROHS							BMW M3 E30 TWC	23	1. Jean Breugnot							Porsche 904 GTS 1964 60A		
	1	1	5:05.638	2:31.649	1:35.764	58.225	81.1			5:05.638	1	1	4:53.841	2:38.785	1:25.443	49.613		84.3	4:53.841
	2	1	3:12.864	54.818	1:30.227	47.819	130.7			8:18.502	2	1	2:57.895	54.475	1:19.189	44.231		141.7	7:51.736
	3	1	3:06.383	52.169	1:24.408	49.806	135.3			11:24.885	3	1	2:54.319	49.254	1:18.086	46.979		144.6	10:46.055
	4	1	3:03.927	51.037	1:25.493	47.397	137.1			14:28.812	4	1	2:53.795	49.876	1:19.040	44.879		145.1	13:39.850
	5	1	4:38.136 B	1:01.365	1:53.992	1:42.779	90.7			19:06.948	5	1	3:58.716 B	48.347	1:28.430	1:41.939		105.6	17:38.566
	6	1	8:09.616 B	4:53.358	1:32.781	1:43.477	51.5			27:16.564	6	1	6:26.105	4:20.536	1:20.921	44.648		65.3	24:04.671
	7	1	6:47.060	4:37.271	1:21.331	48.458	61.9			34:03.624	7	1	3:47.384 B	50.769	1:37.480	1:19.135		110.9	27:52.055
	8	1	2:56.400	50.542	1:20.717	45.141	142.9			37:00.024	8	1	6:23.134	4:17.671	1:21.318	44.145		65.8	34:15.189
	9	1	2:50.892	48.673	1:18.402	43.817	147.5			39:50.916	9	1	2:54.225	50.199	1:18.194	45.832		144.7	37:09.414
18	1. Tjarco Jilisen							Porsche 964 RS 80B	24	1. Jeroen Veldhuis							Porsche 911 3.0 70B		
	1	1	4:22.213	1:49.466	1:40.938	51.809	94.5			4:22.213	1	1	3:47.810	1:23.400	1:30.715	53.695		108.8	3:47.810
	2	1	3:11.588	52.711	1:28.555	50.322	131.6			7:33.801	2	1	3:05.937	53.614	1:26.400	45.923		135.6	6:53.747
	3	1	3:03.841	51.058	1:25.203	47.580	137.2			10:37.642	3	1	2:54.256	50.306	1:19.425	44.525		144.7	9:48.003
	4	1	3:03.720	50.251	1:26.365	47.104	137.2			13:41.362	4	1	2:56.078	51.805	1:19.459	44.814		143.2	12:44.081
	5	1	4:05.098 B	49.669	1:32.865	1:42.564	102.9			17:46.460	5	1	3:33.424 B	50.775	1:27.032	1:15.617		118.1	16:17.505
	6	1	8:16.002 B	5:39.415	1:27.817	1:08.770	50.8			26:02.462	6	1	6:49.065	4:40.351	1:23.042	45.672		61.6	23:06.570
	7	1	8:06.869	5:53.449	1:27.380	46.040	51.8			34:09.331	7	1	3:47.421 B	49.236	1:25.480	1:32.705		110.9	26:53.991
	8	1	2:59.105	49.962	1:23.852	45.291	140.8			37:08.436	8	1	7:03.726	4:55.561	1:22.237	45.928		59.5	33:57.717
	9	1	3:00.000	49.792	1:24.942	45.266	140.1			40:08.436	9	1	2:55.610	51.804	1:19.035	44.771		143.6	36:53.327
19	1. Leo Beek, van der							Porsche 911 Carrera 1985 70B	28	1. Holger Muenster							Opel Manta A 70A		
	1	1	4:12.384	1:25.646	1:47.491	59.247	98.2			4:12.384	1	1	3:59.389	1:10.171	1:50.675	58.543		103.5	3:59.389
	2	1	3:31.544	1:01.438	1:36.308	53.798	119.2			7:43.928	2	1	3:34.775	1:03.824	1:34.373	56.578		117.4	7:34.164
	3	1	3:26.183	58.769	1:33.991	53.423	122.3			11:10.111	3	1	3:23.229	1:01.196	1:29.664	52.369		124.1	10:57.393
	4	1	3:28.042	59.590	1:35.762	52.690	121.2			14:38.153	4	1	3:17.017	59.081	1:27.420	50.516		128.0	14:14.410
	5	1	4:45.086 B	1:20.924	1:54.109	1:30.053	88.4			19:23.239	5	1	4:49.063 B	1:10.265	1:58.115	1:40.683		87.2	19:03.473
	6	1	5:03.302	2:42.898	1:30.931	49.473	83.1			24:26.541	6	1	8:20.350 B	5:01.300	1:33.213	1:45.837		50.4	27:23.823
	7	1	4:07.910 B	1:03.309	1:42.611	1:21.990	101.7			28:34.451	7	1	7:02.192	4:37.502	1:29.200	55.490		59.7	34:26.015
	8	1	6:19.180	3:55.400	1:31.572	52.208	66.5			34:53.631	8	1	3:23.414	1:00.431	1:29.246	53.737		124.0	37:49.429
	9	1	3:17.422	57.661	1:30.541	49.220	127.7			38:11.053	9	1	3:19.590	59.309	1:27.961	52.320		126.3	41:09.019
21	1. Kenneth Gregers							Datsun 240Z 70B	32	1. Eric Bosch, in den							Porsche 944S2 1989 80B		
	1	1	3:42.294	1:22.300	1:28.892	51.102	111.5			3:42.294	1	1	4:07.378	1:32.307	1:40.268	54.803		100.2	4:07.378
	2	1	3:00.698	53.031	1:21.037	46.630	139.5			6:42.992	2	1	3:21.362	58.770	1:31.491	51.101		125.2	7:28.740
	3	1	2:56.305	50.712	1:20.284	45.309	143.0			9:39.297	3	1	3:09.722	54.004	1:26.796	48.922		132.9	10:38.462
	4	1	2:59.297	50.659	1:21.657	46.981	140.6			12:38.594	4	1	3:06.861	53.588	1:25.510	47.763		134.9	13:45.323
	5	1	3:30.149 B	50.839	1:21.255	1:18.055	120.0			16:08.743	5	1	4:08.907 B	53.610	1:39.643	1:35.654		101.3	17:54.230
	6	1	6:20.071	4:08.620	1:22.340	49.111	66.3			22:28.814	6	1	8:46.542 B	5:33.335	1:44.744	1:28.463		47.9	26:40.772
	7	1	3:29.330 B	52.672	1:21.343	1:15.315	120.5			25:58.144	7	1	7:14.880	4:57.328	1:29.244	48.308		58.0	33:55.652
	8	1	7:59.062	5:50.610	1:22.254	46.198	52.6			33:57.206	8	1	3:05.673	54.035	1:23.709	47.929		135.8	37:01.325
	9	1	2:55.195	50.183	1:19.313	45.699	143.9			36:52.401	9	1	3:07.894	53.808	1:25.037	49.049		134.2	40:09.219





Colmore YTCC SPA SUMMER CLASSIC Qualifying


Sector Analysis

Amended

— Invalidated Lap ■ Personal Best ■ Session Best B Crossing the pit lane

Lap	D	Time	Sector 1	Sector 2	Sector 3	Kph	Elapsed	Lap	D	Time	Sector 1	Sector 2	Sector 3	Kph	Elapsed	
41	1. Jens Jeppesen							Ford Escort RS1600 70A								
	1	1	3:38.916	57.642	1:44.691	56.583	113.2	3:38.916	6	1	6:08.989	3:54.598	1:27.665	46.726	68.3	24:47.446
	2	1	3:14.529	56.537	1:27.434	50.558	129.6	6:53.445	7	1	4:28.296 B	1:07.179	1:48.707	1:32.410	94.0	29:15.742
	3	1	3:11.847	56.451	1:25.076	50.320	131.4	10:05.292	8	1	6:10.336	3:53.885	1:28.736	47.715	68.1	35:26.078
	4	1	3:08.102	53.729	1:25.418	48.955	134.0	13:13.394	9	1	3:03.469	52.225	1:24.965	46.279	137.4	38:29.547
	5	1	4:07.787 B	54.220	1:35.702	1:37.865	101.8	17:21.181	10	1	3:05.838	52.155	1:26.814	46.869	135.7	41:35.385
	6	1	6:34.499	4:15.260	1:28.151	51.088	63.9	23:55.680								
	7	1	3:50.671 B	53.225	1:42.385	1:15.061	109.3	27:46.351								
	8	1	6:45.703	4:25.631	1:29.468	50.604	62.1	34:32.054								
	9	1	3:09.525	53.474	1:24.955	51.096	133.0	37:41.579								
	10	1	3:43.033 B	52.529	1:25.933	1:24.571	113.1	41:24.612								
42	1. Christian Marx							Triumph TR8 1977 IMSA 70B								
	1	1	3:37.965	1:13.145	1:34.495	50.325	113.7	3:37.965								
	2	1	2:52.362	48.687	1:19.026	44.649	146.3	6:30.327								
	3	1	2:48.921	47.370	1:18.749	42.802	149.3	9:19.248								
	4	1	2:49.249	47.196	1:19.145	42.908	149.0	12:08.497								
	5	1	2:49.856	47.064	1:18.532	44.260	148.4	14:58.353								
	6	1	4:38.621 B	1:14.359	1:48.517	1:35.745	90.5	19:36.974								
	7	1	4:46.744 B	2:28.551	1:20.580	57.613	87.9	24:23.718								
44	1. Charlotte Engel - Jepsesei							Ford Escort MK1 Twincam 70A								
	1	1	3:43.688	1:14.606	1:35.126	53.956	110.8	3:43.688								
	2	1	3:17.746	57.286	1:29.252	51.208	127.5	7:01.434								
	3	1	3:15.051	56.216	1:28.186	50.649	129.3	10:16.485								
	4	1	3:16.253	56.799	1:28.310	51.144	128.5	13:32.738								
	5	1	4:15.743 B	57.417	1:37.511	1:40.815	98.6	17:48.481								
	6	1	6:08.156	3:48.829	1:27.753	51.574	68.5	23:56.637								
	7	1	3:52.833 B	56.744	1:38.876	1:17.213	108.3	27:49.470								
	8	1	6:41.736	4:21.475	1:29.735	50.526	62.8	34:31.206								
	9	1	3:16.037	56.905	1:27.966	51.166	128.6	37:47.243								
10	1	3:14.552	56.602	1:26.644	51.306	129.6	41:01.795									
45	1. Bruno Knüsli							Sunbeam Tiger 1965 60B								
	1	1	4:38.821	1:54.390	1:49.367	55.064	88.9	4:38.821								
	2	1	3:19.783	57.654	1:32.680	49.449	126.2	7:58.604								
	3	1	3:13.023	51.727	1:29.923	51.373	130.6	11:11.627								
	4	1	3:27.718 B	52.319	1:30.150	1:05.249	121.4	14:39.345								
46	1. Robert Dubler							Chevrolet Corvette 1956 60B								
	1	1	4:16.669	1:36.593	1:47.266	52.810	96.5	4:16.669								
	2	1	3:20.347	57.573	1:34.224	48.550	125.9	7:37.016								
	3	1	3:11.502	54.061	1:27.435	50.006	131.7	10:48.518								
	4	1	3:06.463	52.155	1:26.011	48.297	135.2	13:54.981								
	5	1	4:43.476 B	53.052	2:03.399	1:47.025	88.9	18:38.457								
47	1. Amanda Hennessy							Chevrolet Corvette 1968 60B								
	1	1	3:49.825	55.440	1:45.647	1:08.738	107.8	3:49.825								
	2	1	3:21.981	1:02.263	1:30.739	48.979	124.8	7:11.806								
	3	1	3:00.503	51.098	1:23.324	46.081	139.7	10:12.309								
	4	1	3:02.385	50.167	1:24.824	47.394	138.2	13:14.694								
	5	1	3:56.458 B	49.381	1:30.732	1:36.345	106.6	17:11.152								
	6	1	5:07.307	2:57.874	1:23.974	45.459	82.0	22:18.459								
	7	1	2:56.649	49.557	1:22.346	44.746	142.7	25:15.108								
	8	1	4:30.878 B	1:07.216	1:42.085	1:41.577	93.1	29:45.986								
	9	1	5:34.003	3:25.388	1:23.128	45.487	75.5	35:19.989								
	10	1	2:55.479	49.151	1:21.125	45.203	143.7	38:15.468								
11	1	2:59.194	48.922	1:23.231	47.041	140.7	41:14.662									
49	1. Thomas Dätwyler							Opel Kadett C 1979 70A								
	1	1	4:30.787	1:55.931	1:43.721	51.135	91.5	4:30.787								
	2	1	3:07.777	54.682	1:24.721	48.374	134.3	7:38.564								
	3	1	3:06.969	56.281	1:22.978	47.710	134.9	10:45.533								
	4	1	3:03.554	53.105	1:22.398	48.051	137.4	13:49.087								
	5	1	4:35.026 B	55.034	1:59.301	1:40.691	91.7	18:24.113								
	6	1	5:24.402	3:06.577	1:28.968	48.857	77.7	23:48.515								
7	1	3:47.732 B	53.592	1:37.060	1:17.080	110.7	27:36.247									
52	1. Krab Fred							BMW M3 E30								
	1	1	4:13.606	1:48.743	1:36.250	48.613	97.7	4:13.606								
	2	1	2:58.218	51.753	1:21.336	45.129	141.5	7:11.824								
	3	1	2:56.337	50.309	1:19.590	46.438	143.0	10:08.161								
	4	1	2:53.967	50.954	1:18.949	44.064	144.9	13:02.128								
	5	1	3:38.926 B	48.810	1:24.281	1:25.835	115.2	16:41.054								
	6	1	5:37.590	3:29.860	1:23.033	44.697	74.7	22:18.644								
	7	1	2:54.614	50.763	1:20.110	43.741	144.4	25:13.258								
8	1	4:28.889 B	1:06.509	1:35.599	1:46.781	93.8	29:42.147									
54	1. Leonard Batenburg							BMW M3 E30 80B								
	1	1	3:54.770	1:33.489	1:32.355	48.926	105.5	3:54.770								
	2	1	2:57.037	51.053	1:20.850	45.134	142.4	6:51.807								
	3	1	2:49.127	49.818	1:16.158	43.151	149.1	9:40.934								
	4	1	2:49.543	49.739	1:15.847	43.957	148.7	12:30.477								
	5	1	3:09.828 B	48.916	1:15.729	1:05.183	132.8	15:40.305								
	6	1	6:22.795	4:20.307	1:18.941	43.547	65.9	22:03.100								
	7	1	2:49.808	49.122	1:16.548	44.138	148.5	24:52.908								
8	1	4:25.617 B	1:02.517	1:48.614	1:34.486	94.9	29:18.525									





Colmore YTCC SPA SUMMER CLASSIC Qualifying


Amended

Sector Analysis

— Invalidated Lap ■ Personal Best ■ Session Best B Crossing the pit lane

Lap D	Time	Sector 1	Sector 2	Sector 3	Kph	Elapsed	Lap D	Time	Sector 1	Sector 2	Sector 3	Kph	Elapsed
56 1. Martin Berner Lotus Cortina 1965 60A							2 1 3:21.482 58.632 1:27.686 55.164 125.1 7:34.618						
1 1 4:42.023 2:06.535 1:41.389 54.099 87.8 4:42.023							3 1 3:16.669 57.018 1:28.312 51.339 128.2 10:51.287						
2 1 3:20.948 57.785 1:31.667 51.496 125.5 8:02.971							4 1 3:14.360 57.331 1:27.383 49.646 129.7 14:05.647						
3 1 3:23.556 59.440 1:30.313 53.803 123.9 11:26.527							5 1 4:38.735B 57.841 1:49.455 1:51.439 90.5 18:44.382						
4 1 3:18.921 57.839 1:30.146 50.936 126.8 14:45.448							6 1 5:42.744 3:25.089 1:28.085 49.570 73.6 24:27.126						
5 1 4:41.332B 1:15.076 1:53.352 1:32.904 89.6 19:26.780							7 1 4:10.196B 1:03.401 1:43.123 1:23.672 100.8 28:37.322						
6 1 5:40.303 3:14.531 1:31.003 54.769 74.1 25:07.083							8 1 6:18.741 3:55.148 1:29.559 54.034 66.6 34:56.063						
7 1 4:30.873B 1:05.795 1:41.733 1:43.345 93.1 29:37.956							9 1 3:12.375 56.785 1:26.661 48.929 131.1 38:08.438						
8 1 5:59.787 3:41.231 1:27.927 50.629 70.1 35:37.743							10 1 3:11.285 56.631 1:25.640 49.014 131.8 41:19.723						
9 1 3:18.539 58.274 1:29.307 50.958 127.0 38:56.282													
10 1 3:17.214 57.077 1:28.406 51.731 127.9 42:13.496													
61 1. Camille Galanidis Porsche 944S2 1989 80B							1 1 3:37.226 1:00.538 1:43.829 52.859 114.1 3:37.226						
1 1 4:47.535 2:03.157 1:45.276 59.102 86.2 4:47.535							2 1 3:01.674 54.618 1:20.513 46.543 138.8 6:38.900						
2 1 3:14.149 57.094 1:26.141 50.914 129.9 8:01.684							3 1 3:00.127 53.163 1:20.116 46.848 140.0 9:39.027						
3 1 3:13.821 56.286 1:25.527 52.008 130.1 11:15.505							4 1 3:03.797 53.261 1:22.204 48.332 137.2 12:42.824						
4 1 3:14.447 55.963 1:29.130 49.354 129.7 14:29.952							5 1 3:31.964B 52.997 1:21.452 1:17.515 119.0 16:14.788						
5 1 4:47.185B 1:03.499 1:54.276 1:49.410 87.8 19:17.137													
6 1 5:37.699 3:22.080 1:25.852 49.767 74.7 24:54.836													
7 1 4:32.474B 1:04.888 1:50.866 1:36.720 92.5 29:27.310													
8 1 5:53.777 3:34.152 1:29.082 50.543 71.3 35:21.087													
9 1 3:09.526 55.852 1:24.247 49.427 133.0 38:30.613													
10 1 3:09.788 55.457 1:25.784 48.547 132.9 41:40.401													
63 1. Jens Bohler BMW M3 E30 TWC							1 1 5:05.397 2:09.486 1:48.963 1:06.948 81.1 5:05.397						
1 1 5:11.190 2:35.572 1:38.998 56.620 79.6 5:11.190							2 1 3:33.013B 58.493 1:31.138 1:03.382 118.4 8:38.410						
2 1 3:13.520 55.525 1:29.415 48.580 130.3 8:24.710							3 1 4:22.702 2:09.822 1:25.257 47.623 96.0 13:01.112						
3 1 3:06.737 51.673 1:24.530 50.534 135.0 11:31.447							4 1 3:52.218B 52.349 1:26.994 1:32.875 108.6 16:53.330						
4 1 3:11.202B 52.530 1:21.272 57.400 131.9 14:42.649							5 1 9:06.938B 6:30.517 1:24.187 1:12.234 46.1 26:00.268						
5 1 7:41.758B 5:17.596 1:21.487 1:02.675 54.6 22:24.407													
6 1 6:26.492B 3:14.650 1:42.179 1:29.663 65.2 28:50.899													
68 1. Lars Rosenfeldt Renault Alpine A310 1981 70B							1 1 4:09.244 1:35.417 1:40.047 53.780 99.4 4:09.244						
1 1 3:44.898 1:08.524 1:39.862 56.512 110.2 3:44.898							2 1 3:20.404 57.613 1:31.120 51.671 125.8 7:29.648						
2 1 3:25.222 59.459 1:33.318 52.445 122.9 7:10.120							3 1 3:13.063 55.530 1:26.801 50.732 130.6 10:42.711						
3 1 3:18.531 56.528 1:29.232 52.771 127.0 10:28.651							4 1 3:10.489 55.260 1:24.738 50.491 132.4 13:53.200						
4 1 3:17.420 55.309 1:30.009 52.102 127.7 13:46.071							5 1 4:48.174B 56.343 2:02.513 1:49.318 87.5 18:41.374						
5 1 4:31.609B 54.877 1:58.008 1:38.724 92.8 18:17.680							6 1 5:48.616 3:35.429 1:24.084 49.103 72.3 24:29.990						
6 1 5:55.893B 3:12.384 1:33.873 1:09.636 70.8 24:13.573							7 1 4:09.301B 1:01.636 1:42.820 1:24.845 101.1 28:39.291						
7 1 9:46.457 7:23.895 1:31.643 50.919 43.0 34:00.030							8 1 6:13.673 3:53.734 1:28.561 51.378 67.5 34:52.964						
8 1 3:16.362 55.455 1:30.235 50.672 128.4 37:16.392							9 1 3:09.211 55.470 1:24.292 49.449 133.3 38:02.175						
9 1 3:16.945 55.514 1:29.869 51.562 128.0 40:33.337							10 1 3:11.474 55.603 1:24.038 51.833 131.7 41:13.649						
76 1. Christiaan Heck BMW E21 Gruppe 2 70B							1 1 3:40.680 1:03.040 1:42.754 54.886 112.3 3:40.680						
1 1 3:14.149 57.094 1:26.141 50.914 129.9 8:01.684							2 1 3:02.037 50.456 1:24.743 46.838 138.5 6:42.717						
3 1 3:13.821 56.286 1:25.527 52.008 130.1 11:15.505							3 1 3:04.403 49.849 1:28.013 46.541 136.7 9:47.120						
4 1 3:14.447 55.963 1:29.130 49.354 129.7 14:29.952							4 1 3:18.472B 53.288 1:27.546 57.638 127.0 13:05.592						
5 1 4:47.185B 1:03.499 1:54.276 1:49.410 87.8 19:17.137							5 1 5:25.704B 1:40.626 2:01.260 1:43.818 77.4 18:31.296						
6 1 5:37.699 3:22.080 1:25.852 49.767 74.7 24:54.836							6 1 8:57.727B 5:44.889 1:41.733 1:31.105 46.9 27:29.023						
7 1 4:32.474B 1:04.888 1:50.866 1:36.720 92.5 29:27.310													
8 1 5:53.777 3:34.152 1:29.082 50.543 71.3 35:21.087													
9 1 3:09.526 55.852 1:24.247 49.427 133.0 38:30.613													
10 1 3:09.788 55.457 1:25.784 48.547 132.9 41:40.401													
77 1. Andre Nosse BMW M3 E30 TWC							1 1 4:49.994 2:00.321 1:47.405 1:02.268 85.4 4:49.994						
1 1 4:47.535 2:03.157 1:45.276 59.102 86.2 4:47.535													
2 1 3:14.149 57.094 1:26.141 50.914 129.9 8:01.684													
3 1 3:13.821 56.286 1:25.527 52.008 130.1 11:15.505													
4 1 3:14.447 55.963 1:29.130 49.354 129.7 14:29.952													
5 1 4:47.185B 1:03.499 1:54.276 1:49.410 87.8 19:17.137													
6 1 5:37.699 3:22.080 1:25.852 49.767 74.7 24:54.836													
7 1 4:32.474B 1:04.888 1:50.866 1:36.720 92.5 29:27.310													
8 1 5:53.777 3:34.152 1:29.082 50.543 71.3 35:21.087													
9 1 3:09.526 55.852 1:24.247 49.427 133.0 38:30.613													
10 1 3:09.788 55.457 1:25.784 48.547 132.9 41:40.401													
84 1. Van Renier BMW 325i													
1 1 5:11.190 2:35.572 1:38.998 56.620 79.6 5:11.190													
2 1 3:13.520 55.525 1:29.415 48.580 130.3 8:24.710													
3 1 3:06.737 51.673 1:24.530 50.534 135.0 11:31.447													
4 1 3:11.202B 52.530 1:21.272 57.400 131.9 14:42.649													
5 1 7:41.758B 5:17.596 1:21.487 1:02.675 54.6 22:24.407													
6 1 6:26.492B 3:14.650 1:42.179 1:29.663 65.2 28:50.899													
88 1. Rene Wagner MGB V8 GT 70B													
1 1 4:49.994 2:00.321 1:47.405 1:02.268 85.4 4:49.994													
2 1 3:25.222 59.459 1:33.318 52.445 122.9 7:10.120													
3 1 3:18.531 56.528 1:29.232 52.771 127.0 10:28.651													
4 1 3:17.420 55.309 1:30.009 52.102 127.7 13:46.071													
5 1 4:31.609B 54.877 1:58.008 1:38.724 92.8 18:17.680													
6 1 5:55.893B 3:12.384 1:33.873 1:09.636 70.8 24:13.573													
7 1 9:46.457 7:23.895 1:31.643 50.919 43.0 34:00.030													
8 1 3:16.362 55.455 1:30.235 50.672 128.4 37:16.392													
9 1 3:16.945 55.514 1:29.869 51.562 128.0 40:33.337													
93 1. Robbert-Jan Leur, van de Renault Alpine A310 V6 70B													
1 1 4:13.136 1:46.918 1:34.226 51.992 97.9 4:13.136													
2 1 3:20.948 57.785 1:31.667 51.496 125.5 8:02.971													
3 1 3:23.556 59.440 1:30.313 53.803 123.9 11:26.527													
4 1 3:18.921 57.839 1:30.146 50.936 126.8 14:45.448													
5 1 4:41.332B 1:15.076 1:53.352 1:32.904 89.6 19:26.780													
6 1 5:40.303 3:14.531 1:31.003 54.769 74.1 25:07.083													
7 1 4:30.873B 1:05.795 1:41.733 1:43.345 93.1 29:37.956													
8 1 5:59.787 3:41.231 1:27.927 50.629 70.1 35:37.743													
9 1 3:18.539 58.274 1:29.307 50.958 127.0 38:56.282													
10 1 3:17.214 57.077 1:28.406 51.731 127.9 42:13.496													





Colmore YTCC SPA SUMMER CLASSIC Qualifying


Amended

Sector Analysis

— Invalidated Lap ■ Personal Best ■ Session Best ■ Crossing the pit lane

Lap	D	Time	Sector 1	Sector 2	Sector 3	Kph	Elapsed	Lap	D	Time	Sector 1	Sector 2	Sector 3	Kph	Elapsed	Car
2	1	3:24.734	59.439	1:33.530	51.765	123.2	8:14.728									Dodge Challenger 1970
3	1	3:18.989	56.415	1:30.571	52.003	126.7	11:33.717									
4	1	3:16.286	56.269	1:29.391	50.626	128.5	14:50.003									
5	1	4:43.069	B 1:20.172	1:49.870	1:33.027	89.1	19:33.072									
6	1	5:20.468	2:58.414	1:31.834	50.220	78.7	24:53.540									
7	1	4:30.861	B 1:05.183	1:47.944	1:37.734	93.1	29:24.401									
8	1	5:55.199	3:35.408	1:29.726	50.065	71.0	35:19.600									
99 1. Roel Schmitz Porsche 964 80B																
1	1	4:40.303	1:51.847	1:51.938	56.518	88.4	4:40.303									
2	1	3:20.199	57.510	1:32.518	50.171	125.9	8:00.502									
3	1	3:23.554	B 54.563	1:27.955	1:01.036	123.9	11:24.056									
4	1	5:53.003	B 2:37.510	1:39.185	1:36.308	71.4	17:17.059									
5	1	5:56.473	3:36.622	1:31.037	48.814	70.7	23:13.532									
6	1	4:13.457	B 54.089	1:38.913	1:40.455	99.5	27:26.989									
103 1. Urs Steffen Triumph Spitfire GT8 60B																
1	1	3:51.507	1:04.211	1:45.681	1:01.615	107.0	3:51.507									
2	1	3:06.230	53.997	1:26.390	45.843	135.4	6:57.737									
3	1	2:59.847	52.573	1:22.133	45.141	140.2	9:57.584									
4	1	2:56.893	49.169	1:21.696	46.028	142.5	12:54.477									
5	1	3:44.327	B 49.571	1:27.582	1:27.174	112.4	16:38.804									
6	1	5:44.303	3:31.747	1:25.078	47.478	73.2	22:23.107									
7	1	3:17.392	B 49.767	1:21.457	1:06.168	127.7	25:40.499									
8	1	7:42.490	5:37.604	1:20.606	44.280	54.5	33:22.989									
9	1	2:54.413	49.118	1:20.286	45.009	144.6	36:17.402									
10	1	2:52.934	49.321	1:19.535	44.078	145.8	39:10.336									
11	1	2:53.291	48.752	1:20.189	44.350	145.5	42:03.627									
104 1. Christophe Kleiner MGB V8 GT 70B																
1	1	3:53.379	1:16.959	1:40.090	56.330	106.2	3:53.379									
2	1	3:20.613	59.788	1:30.441	50.384	125.7	7:13.992									
3	1	4:21.754	54.231	1:28.080	1:59.443	96.3	11:35.746									
4	1	3:12.388	56.765	1:27.387	48.236	131.1	14:48.134									
5	1	4:41.746	B 1:15.120	1:52.320	1:34.306	89.5	19:29.880									
111 1. Stephan Mucke Ford Sierra RS500 80B																
1	1	4:34.154	B 2:05.564	1:36.234	52.356	90.4	4:34.154									
2	1	6:40.767	4:38.220	1:19.568	42.979	62.9	11:14.921									
3	1	2:41.234	43.728	1:17.113	40.393	156.4	13:56.155									
4	1	4:05.956	B 45.108	1:55.368	1:25.480	102.5	18:02.111									
5	1	4:18.684	2:14.643	1:17.540	46.501	97.5	22:20.795									
6	1	2:40.557	46.370	1:12.858	41.329	157.0	25:01.352									
7	1	4:27.944	B 59.679	1:50.345	1:37.920	94.1	29:29.296									
8	1	5:25.373	3:28.482	1:16.256	40.635	77.5	34:54.669									
9	1	2:37.865	44.466	1:12.276	41.123	159.7	37:32.534									
10	1	2:36.167	42.540	1:13.549	40.078	161.5	40:08.701									
115 1. Beat Gubler Dodge Challenger 1970 70B																
1	1	3:26.158	46.840	1:43.998	55.320	120.2	3:26.158									
2	1	3:02.934	52.701	1:26.236	43.997	137.8	6:29.092									
3	1	2:49.489	47.226	1:19.649	42.614	148.8	9:18.581									
4	1	3:24.812	55.104	1:33.330	56.378	123.1	12:43.393									
5	1	6:05.261	B 2:24.326	1:46.912	1:54.023	69.0	18:48.654									
6	1	4:30.308	B 2:08.168	1:29.567	52.573	93.3	23:18.962									
116 1. Valence Galanidis 80B																
1	1	4:51.508	2:05.443	1:47.779	58.286	85.0	4:51.508									
2	1	3:39.918	1:06.836	1:39.752	53.330	114.7	8:31.426									
3	1	3:24.457	1:01.274	1:29.261	53.922	123.3	11:55.883									
4	1	3:35.206	B 59.752	1:30.691	1:04.763	117.2	15:31.089									
5	1	7:52.452	5:28.968	1:30.638	52.846	53.4	23:23.541									
6	1	4:08.418	B 59.551	1:36.324	1:32.543	101.5	27:31.959									
7	1	7:09.397	4:32.946	1:38.932	57.519	58.7	34:41.356									
8	1	3:23.270	1:02.818	1:27.265	53.187	124.0	38:04.626									
9	1	3:22.135	58.325	1:30.209	53.601	124.7	41:26.761									
118 1. Lars Bojvad Ford Escort 1600 70A																
1	1	3:42.933	1:05.830	1:40.725	56.378	111.1	3:42.933									
2	1	3:02.377	53.898	1:22.008	46.471	138.3	6:45.310									
3	1	2:59.973	51.874	1:22.429	45.670	140.1	9:45.283									
4	1	2:58.273	50.886	1:21.668	45.719	141.4	12:43.556									
5	1	3:29.566	B 51.136	1:21.042	1:17.388	120.3	16:13.122									
6	1	7:55.050	5:44.631	1:23.555	46.864	53.1	24:08.172									
7	1	3:59.166	B 50.966	1:42.925	1:25.275	105.4	28:07.338									
8	1	6:19.490	4:07.028	1:24.875	47.587	66.4	34:26.828									
9	1	2:57.214	50.702	1:20.791	45.721	142.3	37:24.042									
10	1	3:31.239	B 50.281	1:20.989	1:19.969	119.4	40:55.281									
121 1. Kim Oelsen BMW M3 E30 80B																
1	1	6:53.203				60.0	6:53.203									
2	1	3:11.030				132.0	10:04.233									
3	1	12:33.803				33.4	22:38.036									
123 1. Moritz Horn / Oberndorfe Alpina M3 E30 TWC																
1	1	5:27.785	B 2:42.661	1:39.621	1:05.503	75.6	5:27.785									
2	1	11:40.583	B 8:19.961	1:46.046	1:34.576	36.0	17:08.368									
3	1	6:54.292	4:34.908	1:29.180	50.204	60.9	24:02.660									
4	1	4:08.299	B 57.859	1:48.552	1:21.888	101.5	28:10.959									
5	1	6:32.486	4:09.164	1:29.685	53.637	64.2	34:43.445									
6	1	3:14.028	56.669	1:27.009	50.350	130.0	37:57.473									
7	1	3:16.094	55.020	1:28.268	52.806	128.6	41:13.567									





Colmore YTCC SPA SUMMER CLASSIC Qualifying


Amended

Sector Analysis

— Invalidated Lap ■ Personal Best ■ Session Best B Crossing the pit lane

Lap	D	Time	Sector 1	Sector 2	Sector 3	Kph	Elapsed	Lap	D	Time	Sector 1	Sector 2	Sector 3	Kph	Elapsed
126 1. Raphaël Borman de / Deg Ford Escort RS 1600 70A								191 1. Pierre-Yves Gautier Porsche 911 1985 80B							
1	1	10:31.143	8:20.902	1:22.383	47.858	39.3	10:31.143	1	1	13:05.666				31.5	13:05.666
2	1	3:04.228	52.968	1:24.454	46.806	136.9	13:35.371	2	1	10:28.317				40.1	23:33.983
3	1	4:05.754 B	52.293	1:30.673	1:42.788	102.6	17:41.125	3	1	14:46.474				28.4	38:20.457
4	1	8:30.340 B	5:45.234	1:39.761	1:05.345	49.4	26:11.465	4	1	3:28.449				121.0	41:48.906
5	1	9:21.519	7:05.393	1:27.135	48.991	44.9	35:32.984	193 1. Steffen Gregersen BMW M3 E30 TWC							
6	1	3:07.641	53.223	1:25.514	48.904	134.4	38:40.625	1	1	5:04.805	2:32.895	1:35.332	56.578	81.3	5:04.805
7	1	3:04.667	52.411	1:24.159	48.097	136.5	41:45.292	2	1	3:16.633 B	54.299	1:27.960	54.374	128.2	8:21.438
141 1. Axel Hageman BMW M1 70B								204 1. Thomas Baltzer / Sandher Porsche 924 70A							
1	1	5:03.984	2:02.240	1:55.659	1:06.085	81.5	5:03.984	1	1	5:10.996	2:08.673	1:51.573	1:10.750	79.7	5:10.996
2	1	3:49.919	1:04.079	1:47.133	58.707	109.7	8:53.903	2	1	4:06.521	1:15.541	1:44.782	1:06.198	102.3	9:17.517
3	1	3:37.079	58.378	1:44.405	54.296	116.2	12:30.982	3	1	4:07.202	1:12.288	1:48.631	1:06.283	102.0	13:24.719
4	1	4:04.955 B	55.652	1:44.173	1:25.130	102.9	16:35.937	4	1	4:56.846 B	1:12.863	2:04.139	1:39.844	84.9	18:21.565
5	1	10:02.060 B	6:48.695	1:46.511	1:26.854	41.9	26:37.997	5	1	6:02.595	3:18.969	1:40.339	1:03.287	69.5	24:24.160
6	1	7:43.184	5:16.588	1:33.482	53.114	54.4	34:21.181	6	1	4:39.373 B	1:22.071	1:51.842	1:25.460	90.3	29:03.533
7	1	3:20.236	58.120	1:30.828	51.288	125.9	37:41.417	7	1	6:32.065	3:51.227	1:40.061	1:00.777	64.3	35:35.598
8	1	3:16.487	55.951	1:29.775	50.761	128.3	40:57.904	8	1	3:48.853	1:12.130	1:36.872	59.851	110.2	39:24.451
155 1. Mikkel Mikkelsen Opel Kadett Rally 1967 60A								222 1. Tommy OLSEN Porsche Carrera RS 70B							
1	1	4:23.033	1:50.373	1:40.964	51.696	94.2	4:23.033	1	1	4:00.438	1:19.863	1:42.485	58.090	103.0	4:00.438
2	1	3:11.678	54.382	1:26.573	50.723	131.5	7:34.711	2	1	3:24.572	58.084	1:33.018	53.470	123.3	7:25.010
3	1	3:07.097	53.650	1:25.344	48.103	134.8	10:41.808	3	1	3:25.750	57.681	1:33.918	54.151	122.5	10:50.760
4	1	3:06.760	53.136	1:25.823	47.801	135.0	13:48.568	4	1	3:20.182	55.925	1:32.570	51.694	126.0	14:10.949
5	1	4:19.025 B	54.056	1:55.154	1:29.815	97.3	18:07.593	5	1	4:48.619 B	1:08.537	2:01.849	1:38.233	87.4	18:59.568
6	1	4:36.400 B				91.2	22:43.993	6	1	5:15.567	2:57.221	1:28.025	50.321	79.9	24:15.135
7	1	5:34.368 B	2:25.842	1:48.494	1:20.032	75.4	28:18.361	7	1	4:10.095 B	56.178	1:48.063	1:25.854	100.8	28:25.230
8	1	6:24.140	4:02.458	1:30.230	51.452	65.6	34:42.501	8	1	6:22.209	4:01.134	1:29.916	51.159	66.0	34:47.439
9	1	3:07.185	53.414	1:24.618	49.153	134.7	37:49.686	9	1	3:12.948	55.938	1:27.146	49.864	130.7	38:00.387
10	1	3:03.691	53.077	1:23.173	47.441	137.3	40:53.377	10	1	3:16.675	55.773	1:28.957	51.945	128.2	41:17.062
161 1. Dimitri Galanidis Porsche 964RS 1989 / 944 80B								241 1. Prinz von Bayern BMW M3 E30 TWC							
1	1	3:52.483				106.6	3:52.483	1	1	4:57.361	2:29.958	1:35.266	52.137	83.3	4:57.361
2	1	3:14.988				129.3	7:07.471	2	1	3:04.406	55.458	1:22.211	46.737	136.7	8:01.767
3	1	3:00.373				139.8	10:07.844	3	1	3:12.183 B	50.927	1:24.459	56.797	131.2	11:13.950
4	1	3:10.135				132.6	13:17.979	4	1	11:01.486	8:43.535	1:27.333	50.618	38.1	22:15.436
5	1	9:36.640				43.7	22:54.619	5	1	3:27.783 B	54.442	1:25.220	1:08.121	121.3	25:43.219
6	1	11:09.248				37.7	34:03.867	6	1	7:46.598	5:36.802	1:23.181	46.615	54.0	33:29.817
7	1	3:01.371				139.0	37:05.238	176 1. Ulrich Anderson Ford Escort MKII 70A							
1	1	3:45.406	1:16.628	1:33.790	54.988	109.9	3:45.406	1	1	3:45.406	1:16.628	1:33.790	54.988	109.9	3:45.406
2	1	3:08.942	54.863	1:25.313	48.766	133.4	6:54.348	2	1	3:08.942	54.863	1:25.313	48.766	133.4	6:54.348
3	1	3:05.489	53.674	1:23.933	47.882	135.9	9:59.837	3	1	3:05.489	53.674	1:23.933	47.882	135.9	9:59.837





Colmore YTCC SPA SUMMER CLASSIC Qualifying

Amended

Sector Analysis

— Invalidated Lap ■ Personal Best ■ Session Best B Crossing the pit lane

Lap	D	Time	Sector 1	Sector 2	Sector 3	Kph	Elapsed	Lap	D	Time	Sector 1	Sector 2	Sector 3	Kph	Elapsed
7	1	2:58.384	51.318	1:21.472	45.594	141.3	36:28.201								
8	1	3:12.245 B	52.165	1:22.842	57.238	131.2	39:40.446								

276 1.Samuel Benz TVR Tuscan 1989
80B

1	1	3:22.651	55.237	1:37.346	50.068	122.3	3:22.651
2	1	2:55.944	50.359	1:21.182	44.403	143.3	6:18.595
3	1	2:51.746	48.064	1:19.568	44.114	146.8	9:10.341
4	1	2:55.003 B	46.764	1:19.483	48.756	144.1	12:05.344
5	1	10:08.631	7:59.315	1:25.260	44.056	41.4	22:13.975
6	1	2:50.915	46.924	1:18.614	45.377	147.5	25:04.890
7	1	4:30.110 B	1:04.590	1:44.421	1:41.099	93.3	29:35.000

303 1.Oliver Sellnick Mercedes Benz 190E
TWC

1	1	4:47.221	1:51.980	1:53.529	1:01.712	86.3	4:47.221
---	---	----------	----------	-----------------	-----------------	------	----------

600 1.M. Torwesten Porsche 935 TR
80B

1	1	4:54.196	2:27.327	1:35.616	51.253	84.2	4:54.196
2	1	2:56.182	52.911	1:17.688	45.583	143.1	7:50.378
3	1	2:50.040	50.187	1:17.917	41.936	148.3	10:40.418
4	1	2:44.176	49.296	1:13.644	41.236	153.6	13:24.594
5	1	3:53.579 B	46.334	1:30.044	1:37.201	107.9	17:18.173
6	1	4:56.090	2:57.796	1:16.089	42.205	85.2	22:14.263
7	1	2:41.688	47.139	1:13.549	41.000	155.9	24:55.951
8	1	4:24.212 B	1:00.253	1:48.470	1:35.489	95.4	29:20.163
9	1	5:24.753	3:28.542	1:13.645	42.566	77.6	34:44.916
10	1	2:45.255	49.457	1:14.214	41.584	152.6	37:30.171
11	1	3:02.247 B	49.869	1:18.200	54.178	138.4	40:32.418

911 1.Markus/ Gruber / Sedlma Porsche 911 RSR 89
80B

1	1	3:27.964	49.227	1:43.083	55.654	119.1	3:27.964
2	1	3:00.403	52.010	1:23.121	45.272	139.8	6:28.367
3	1	2:52.843	49.636	1:19.482	43.725	145.9	9:21.210
4	1	2:51.968	48.277	1:19.496	44.195	146.6	12:13.178
5	1	2:51.818	48.377	1:19.171	44.270	146.7	15:04.996
6	1	4:36.769 B	1:09.262	1:48.151	1:39.356	91.1	19:41.765
7	1	4:53.299	2:51.293	1:19.169	42.837	86.0	24:35.064
8	1	4:06.826 B	57.914	1:43.014	1:25.898	102.2	28:41.890
9	1	5:56.763	3:48.671	1:21.120	46.972	70.7	34:38.653
10	1	2:47.257	47.852	1:17.154	42.251	150.8	37:25.910
11	1	2:48.791	47.439	1:19.328	42.024	149.4	40:14.701

914 1.Michael Siemerink Porsche 914 GR5
70B

1	1	5:25.831 B	1:31.519	2:21.733	1:32.579	76.0	5:25.831
---	---	-------------------	----------	-----------------	----------	------	----------

