


Autopassion YTCC SPA SUMMER CLASSIC Race 1

Sector Analysis

— Invalidated Lap ■ Personal Best ■ Session Best B Crossing the pit lane

Lap	D	Time	Sector 1	Sector 2	Sector 3	Kph	Elapsed	Lap	D	Time	Sector 1	Sector 2	Sector 3	Kph	Elapsed	
2	1. Kaspar Huggenberg Crosle C9S Proto							3	1	3:37.562	44.686	1:31.919	1:20.957	115.9	8:58.994	
	4	1	3:39.135	1:22.954	1:34.292	41.889	115.1	12:38.129								
	5	1	2:39.720	45.923	1:13.361	40.436	157.9	15:17.849								
	6	1	2:36.997	44.369	1:12.881	39.747	160.6	17:54.846								
	7	1	2:38.670	44.425	1:14.399	39.846	158.9	20:33.516								
	8	1	2:36.828	44.344	1:12.811	39.673	160.8	23:10.344								
	9	1	2:36.423	43.658	1:12.758	40.007	161.2	25:46.767								
	10	1	2:37.389	44.067	1:12.664	40.658	160.2	28:24.156								
	11	1	2:40.471	43.820	1:12.855	43.796	157.1	31:04.627								
	4	1. Christian Pollmeier BMW 325i 80B							1	1	2:43.612	48.280	1:13.607	41.725	151.4	2:43.612
		2	1	2:41.867	47.017	1:13.079	41.771	155.8	5:25.479							
		3	1	3:34.521	47.204	1:26.645	1:20.672	117.5	9:00.000							
4		1	3:37.275	1:22.532	1:32.664	42.079	116.0	12:37.275								
5		1	2:44.293	46.983	1:15.590	41.720	153.5	15:21.568								
6		1	2:40.026	46.255	1:12.249	41.522	157.6	18:01.594								
7		1	2:46.588	47.773	1:15.241	43.574	151.4	20:48.182								
8		1	2:43.528	46.985	1:14.384	42.159	154.2	23:31.710								
9		1	2:42.646	46.940	1:13.423	42.283	155.0	26:14.356								
10		1	2:45.131	48.215	1:13.404	43.512	152.7	28:59.487								
11		1	2:42.114	47.259	1:13.388	41.467	155.5	31:41.601								
8		1. Glenn Dudley Proto							1	1	2:50.820	50.851	1:16.939	43.030	145.0	2:50.820
	2	1	2:49.203	48.901	1:17.180	43.122	149.0	5:40.023								
	3	1	3:25.913	49.511	1:25.914	1:10.488	122.5	9:05.936								
	4	1	3:35.904	1:23.314	1:29.032	43.558	116.8	12:41.840								
	5	1	2:50.079	48.205	1:18.245	43.629	148.2	15:31.919								
	9	1. Bjorn Hees BMW E30 M3 80B							1	1	2:47.557	49.287	1:16.476	41.794	147.9	2:47.557
2		1	2:42.487	46.284	1:14.525	41.678	155.2	5:30.044								
3		1	3:30.690	46.573	1:23.087	1:21.030	119.7	9:00.734								
4		1	3:36.073	1:22.737	1:31.337	41.999	116.7	12:36.807								
5		1	2:43.928	47.512	1:15.078	41.338	153.8	15:20.735								
6		1	2:40.765	45.995	1:12.967	41.803	156.8	18:01.500								
18	1. Tijn Jilesen Porsche 964 RS 80B							7	1	3:05.636	B	46.741	1:16.270	1:02.625	135.8	21:07.136
	34	1. Peter Stox Porsche 964 1989 80B							1	1	2:48.193	48.243	1:16.605	43.345	147.3	2:48.193
		2	1	2:46.380	47.233	1:16.780	42.367	151.5	5:34.573							
		3	1	3:28.466	47.985	1:20.008	1:20.473	121.0	9:03.039							
		4	1	3:38.247	1:22.884	1:31.985	43.378	115.5	12:41.286							
		5	1	2:44.334	46.864	1:15.404	42.066	153.4	15:25.620							
6		1	2:43.857	47.486	1:14.490	41.881	153.9	18:09.477								
7	1. Peter Brouwer DNRT V8 90s							7	1	2:46.173	47.012	1:14.815	44.346	151.7	20:55.650	
	8	1	2:44.285	47.264	1:14.772	42.249	153.5	23:39.935								
	5	1. Bira Van Haver BMW 325i 80B							1	1	3:09.316	57.417	1:24.884	47.015	130.9	3:09.316
		2	1	3:00.286	49.429	1:24.358	46.499	139.9	6:09.602							
		3	1	3:44.880	B	1:02.982	1:37.124	1:04.774	112.1	9:54.482						
		6	1. Patrick Mortier Corvette Stingray 1965 60B							1	1	3:13.886	1:03.830	1:22.575	47.481	127.8
2			1	3:03.879	55.104	1:21.539	47.236	137.1	6:17.765							
3			1	3:31.667	1:00.198	1:34.813	56.656	119.1	9:49.432							
4	1		3:16.276	1:02.200	1:26.102	47.974	128.5	13:05.708								
5	1		3:05.373	55.477	1:21.630	48.266	136.0	16:11.081								
6	1		3:05.194	55.417	1:22.178	47.599	136.1	19:16.275								
3	1. Patrick Mortier Corvette Stingray 1965 60B							7	1	3:03.698	55.384	1:20.863	47.451	137.3	22:19.973	
	8	1	3:02.437	54.999	1:20.464	46.974	138.2	25:22.410								
	9	1	3:08.063	54.909	1:20.375	52.779	134.1	28:30.473								
	10	1	3:09.193	56.374	1:24.542	48.277	133.3	31:39.666								
	7	1. Patrick Mortier Corvette Stingray 1965 60B							1	1	2:41.835	44.954	1:15.887	40.994	153.1	2:41.835
		2	1	2:39.597	45.291	1:13.935	40.371	158.0	5:21.432							





Autopassion YTCC SPA SUMMER CLASSIC Race 1

Sector Analysis

— Invalidated Lap ■ Personal Best ■ Session Best B Crossing the pit lane

Lap	D	Time	Sector 1	Sector 2	Sector 3	Kph	Elapsed	Lap	D	Time	Sector 1	Sector 2	Sector 3	Kph	Elapsed
9	1	2:44.233	47.874	1:14.349	42.010	153.5	26:24.168	5	1	2:51.177	49.263	1:18.067	43.847	147.3	15:37.383
10	1	2:46.165	48.202	1:15.336	42.627	151.7	29:10.333	6	1	2:50.318	49.311	1:16.478	44.529	148.0	18:27.701
11	1	2:44.241	47.391	1:14.630	42.220	153.5	31:54.574	7	1	2:49.123	49.035	1:16.027	44.061	149.1	21:16.824

49		1.Eric Douart		BMW M3 GTR E36 90s			
1	1	3:02.388	57.390	1:19.976	45.022	135.8	3:02.388
2	1	2:52.574	48.938	1:18.788	44.848	146.1	5:54.962
3	1	3:23.836	50.828	1:27.840	1:05.168	123.7	9:18.798
4	1	3:34.217	1:22.117	1:25.614	46.486	117.7	12:53.015
5	1	2:55.215	50.316	1:20.623	44.276	143.9	15:48.230
6	1	2:53.491	49.050	1:19.383	45.058	145.3	18:41.721
7	1	2:53.051	49.407	1:19.230	44.414	145.7	21:34.772
8	1	2:51.322	48.479	1:18.745	44.098	147.2	24:26.094
9	1	2:54.823	49.202	1:21.390	44.231	144.2	27:20.917
10	1	2:53.146	48.567	1:20.323	44.256	145.6	30:14.063
11	1	2:51.342	48.536	1:18.763	44.043	147.2	33:05.405

54		1.Leonard Batenburg		BMW M3 E30 80B			
1	1	3:08.220	1:07.627	1:17.056	43.537	131.6	3:08.220
2	1	2:46.561	48.771	1:14.994	42.796	151.4	5:54.781
3	1	3:22.348	49.420	1:27.399	1:05.529	124.6	9:17.129
4	1	3:31.647	1:22.750	1:23.462	45.435	119.1	12:48.776
5	1	2:46.381	48.353	1:15.135	42.893	151.5	15:35.157
6	1	2:44.342	48.236	1:14.096	42.010	153.4	18:19.499
7	1	2:45.028	48.453	1:14.060	42.515	152.8	21:04.527
8	1	2:48.934	47.983	1:15.062	45.889	149.3	23:53.461
9	1	2:48.074	49.175	1:16.200	42.699	150.0	26:41.535
10	1	2:44.725	48.406	1:13.929	42.390	153.1	29:26.260
11	1	2:45.726	48.287	1:14.745	42.694	152.1	32:11.986

55		1.Erwin / Armand Lieshout,		Porsche 964RSR 1989 80B			
1	1	3:14.326	1:01.442	1:26.344	46.540	127.5	3:14.326
2	1	2:57.491	51.150	1:20.570	45.771	142.1	6:11.817
3	1	3:34.641	1:01.382	1:37.190	56.069	117.5	9:46.458
4	1	3:14.282	1:02.538	1:26.864	44.880	129.8	13:00.740
5	1	2:53.854	50.249	1:19.147	44.458	145.0	15:54.594
6	1	2:52.049	49.419	1:18.536	44.094	146.6	18:46.643
7	1	2:51.437	49.629	1:18.273	43.535	147.1	21:38.080
8	1	2:51.370	48.903	1:18.562	43.905	147.1	24:29.450
9	1	2:52.657	49.156	1:19.110	44.391	146.0	27:22.107
10	1	2:51.358	48.974	1:19.195	43.189	147.1	30:13.465
11	1	2:48.123	48.750	1:16.364	43.009	150.0	33:01.588

65		1.Jan Schouten		BMW 635csi 80B			
1	1	2:59.784	55.203	1:18.846	45.735	137.8	2:59.784
2	1	2:51.769	50.428	1:16.950	44.391	146.8	5:51.553
3	1	3:23.423	51.483	1:27.080	1:04.860	123.9	9:14.976
4	1	3:31.230	1:23.114	1:24.016	44.100	119.4	12:46.206

8	1	2:49.760	49.565	1:15.914	44.281	148.5	24:06.584
9	1	2:49.900	49.137	1:17.040	43.723	148.4	26:56.484
10	1	2:50.566	49.440	1:16.877	44.249	147.8	29:47.050
11	1	2:49.529	49.170	1:16.610	43.749	148.7	32:36.579


75		1.Laurent Jossieau		Citroen AX Sport 80A			
1	1	3:34.416	1:15.745	1:27.522	51.149	115.5	3:34.416
2	1	3:19.422	58.202	1:28.142	53.078	126.4	6:53.838
3	1	4:27.101	1:09.417	2:08.257	1:09.427	94.4	11:20.939
4	1	3:15.559	57.991	1:26.818	50.750	128.9	14:36.498
5	1	3:13.292	57.703	1:26.399	49.190	130.4	17:49.790
6	1	3:15.356	58.646	1:26.275	50.435	129.1	21:05.146
7	1	3:13.891	57.491	1:26.603	49.797	130.0	24:19.037
8	1	3:13.808	56.548	1:27.826	49.434	130.1	27:32.845
9	1	3:10.967	56.731	1:24.941	49.295	132.0	30:43.812
10	1	3:12.005	56.919	1:25.554	49.532	131.3	33:55.817

76		1.Patrick Andriessen		Renault Alpine V6 GTA Turbo 88 80B			
1	1	2:59.331	54.337	1:19.483	45.511	138.2	2:59.331
2	1	2:51.795	49.955	1:17.669	44.171	146.8	5:51.126
3	1	3:22.693	50.891	1:27.191	1:04.611	124.4	9:13.819
4	1	3:34.542	1:22.282	1:27.027	45.233	117.5	12:48.361
5	1	2:51.400	48.095	1:18.382	44.923	147.1	15:39.761
6	1	2:52.014	48.534	1:19.136	44.344	146.6	18:31.775
7	1	2:51.928	48.566	1:19.293	44.069	146.7	21:23.703
8	1	2:50.548	48.540	1:17.640	44.368	147.8	24:14.251
9	1	2:54.242	48.634	1:19.703	45.905	144.7	27:08.493
10	1	2:53.986	49.665	1:19.424	44.897	144.9	30:02.479
11	1	2:53.147	49.679	1:19.001	44.467	145.6	32:55.626

78		1.Mark Verheagh		BMW M3 30 80B			
1	1	3:04.678	1:01.293	1:19.026	44.359	134.2	3:04.678
2	1	2:52.174	50.990	1:17.455	43.729	146.4	5:56.852
3	1	3:22.615	51.128	1:26.233	1:05.254	124.4	9:19.467
4	1	3:31.418	1:22.478	1:23.073	45.867	119.3	12:50.885
5	1	2:52.214	49.662	1:18.561	43.991	146.4	15:43.099
6	1	2:50.141	49.017	1:17.740	43.384	148.2	18:33.240
7	1	2:51.930	50.258	1:17.617	44.055	146.7	21:25.170
8	1	2:49.837	49.055	1:16.977	43.805	148.5	24:15.007
9	1	3:06.879	49.327	1:32.864	44.688	134.9	27:21.886
10	1	2:53.769	49.314	1:19.865	44.590	145.1	30:15.655
11	1	2:51.520	49.366	1:18.029	44.125	147.0	33:07.175

103		1.Brian Mikkelsen		Nissan 350 90s			
1	1	3:04.366	58.585	1:20.292	45.489	134.4	3:04.366






Autopassion YTCC SPA SUMMER CLASSIC Race 1

Sector Analysis

— Invalidated Lap ■ Personal Best ■ Session Best B Crossing the pit lane

Lap	D	Time	Sector 1	Sector 2	Sector 3	Kph	Elapsed	Lap	D	Time	Sector 1	Sector 2	Sector 3	Kph	Elapsed
Porsche 964 1989															
80B															
124	1							1	1	2:57.458	51.457	1:20.175	45.826	142.1	6:01.824
	3	3:19.281	51.289	1:23.795	1:04.197	126.5	9:21.105		2	2:53.508	49.337	1:19.558	44.613	145.3	5:50.256
	4	3:34.775	1:22.920	1:24.145	47.710	117.4	12:55.880		3	3:31.962B	49.889	1:26.352	1:15.721	119.0	9:22.218
	5	2:57.134	50.761	1:18.294	48.079	142.3	15:53.014		4	4:41.950	2:39.420	1:19.163	43.367	89.4	14:04.168
	6	3:01.432	50.318	1:18.365	52.749	139.0	18:54.446		5	2:49.081	48.543	1:17.092	43.446	149.1	16:53.249
	7	2:58.599	51.240	1:19.196	48.163	141.2	21:53.045		6	2:49.714	48.891	1:16.997	43.826	148.6	19:42.963
	8	3:01.207	50.375	1:20.963	49.869	139.1	24:54.252		7	3:03.775B	48.907	1:17.691	57.177	137.2	22:46.738
	9	3:32.998B	55.821	1:31.217	1:05.960	118.4	28:27.250		8	4:58.976	2:56.700	1:18.726	43.550	84.3	27:45.714
	10	3:46.129	1:34.428	1:20.515	51.186	111.5	32:13.379		9	2:49.713	48.541	1:17.825	43.347	148.6	30:35.427
									10	2:49.829	48.488	1:17.333	44.008	148.5	33:25.256
BMW 325 i															
80B															
114	1							1	1	2:57.346	55.337	1:17.988	44.021	139.7	2:57.346
	2	2:53.117	49.984	1:18.557	44.576	145.6	5:50.463		2	2:53.656	50.170	1:18.634	44.852	145.2	5:52.895
	3	3:23.916	51.908	1:27.319	1:04.689	123.6	9:14.379		3	3:23.141	50.790	1:27.258	1:05.093	124.1	9:16.036
	4	3:33.623	1:22.521	1:25.791	45.311	118.0	12:48.002		4	3:56.434	1:23.146	1:25.373	1:07.915	106.6	13:12.470
	5	2:52.098	49.916	1:17.420	44.762	146.5	15:40.100		5	2:58.134	55.838	1:16.793	45.503	141.5	16:10.604
	6	2:50.139	49.682	1:16.818	43.639	148.2	18:30.239		6	2:51.910	49.929	1:17.491	44.490	146.7	19:02.514
	7	2:50.438	49.750	1:16.161	44.527	147.9	21:20.677		7	2:50.947	49.295	1:16.877	44.775	147.5	21:53.461
	8	2:51.510	49.564	1:17.623	44.323	147.0	24:12.187		8	2:53.555	50.247	1:18.604	44.704	145.3	24:47.016
	9	2:53.389	50.255	1:18.813	44.321	145.4	27:05.576		9	2:50.188	49.432	1:16.364	44.392	148.2	27:37.204
	10	2:51.170	50.253	1:16.398	44.519	147.3	29:56.746		10	2:51.979	49.975	1:16.699	45.305	146.6	30:29.183
	11	2:50.882	49.794	1:16.670	44.418	147.6	32:47.628		11	2:52.639	49.084	1:18.567	44.988	146.1	33:21.822
BMW 325 i															
80B															
115	1							1	1	3:11.619	1:08.363	1:18.090	45.166	129.3	3:11.619
	2	2:55.143	51.001	1:19.434	44.708	144.0	6:06.762		2	2:59.429	51.703	1:21.919	45.807	140.5	6:09.392
	3	3:15.348	51.753	1:19.037	1:04.558	129.1	9:22.110		3	3:14.543	54.917	1:24.636	54.990	129.6	9:23.935
	4	3:30.197	1:22.997	1:22.408	44.792	120.0	12:52.307		4	3:30.009	1:23.094	1:22.437	44.478	120.1	12:53.944
	5	2:54.358	51.103	1:18.625	44.630	144.6	15:46.665		5	2:54.902	51.029	1:19.631	44.242	144.2	15:48.846
	6	2:54.265	51.093	1:18.313	44.859	144.7	18:40.930		6	2:54.028	50.349	1:19.886	43.793	144.9	18:42.874
	7	2:54.337	50.756	1:18.183	45.398	144.6	21:35.267		7	2:53.029	49.923	1:19.156	43.950	145.7	21:35.903
	8	2:55.070	50.902	1:17.899	46.269	144.0	24:30.337		8	2:54.688	50.850	1:19.953	43.885	144.3	24:30.591
	9	2:55.296	52.055	1:18.563	44.678	143.8	27:25.633		9	2:53.870	49.962	1:20.145	43.763	145.0	27:24.461
	10	2:52.013	50.410	1:17.221	44.382	146.6	30:17.646		10	2:56.341	50.873	1:19.092	46.376	143.0	30:20.802
	11	2:54.472	50.926	1:18.465	45.081	144.5	33:12.118		11	2:51.865	50.168	1:18.017	43.680	146.7	33:12.667
Porsche Cup 1991															
90s															
117	1							1	1	2:56.536	51.700	1:19.888	44.948	140.3	2:56.536
	2	2:53.103	49.366	1:19.016	44.721	145.7	5:49.639		2	2:42.263	45.730	1:15.978	40.555	155.4	5:42.757
	3	3:20.068	49.658	1:21.653	1:08.757	126.0	9:09.707		3	3:21.933	43.770	1:19.811	1:18.352	124.9	9:04.690
	4	3:37.832	1:23.953	1:29.040	44.839	115.8	12:47.539		4	3:34.739	1:23.725	1:29.472	41.542	117.4	12:39.429
	5	2:52.127	47.666	1:19.508	44.953	146.5	15:39.666		5	2:39.129	44.914	1:14.053	40.162	158.5	15:18.558
	6	2:49.624	47.971	1:17.544	44.109	148.6	18:29.290		6	2:37.176	44.247	1:13.385	39.544	160.4	17:55.734
	7	2:50.887	48.660	1:18.102	44.125	147.5	21:20.177		7	2:38.216	43.979	1:14.625	39.612	159.4	20:33.950
	8	2:52.462	48.428	1:19.935	44.099	146.2	24:12.639		8	2:35.123	42.911	1:12.587	39.625	162.5	23:09.073
	9	2:53.809	49.333	1:19.954	44.522	145.1	27:06.448								
	10	2:49.870	48.280	1:17.175	44.415	148.4	29:56.318								
	11	2:50.043	48.639	1:17.363	44.041	148.3	32:46.361								
CN-Cobra															
Proto															
139	1							1	1	3:00.494	1:01.251	1:17.987	41.256	137.3	3:00.494
	2	2:42.263	45.730	1:15.978	40.555	155.4	5:42.757		2	2:42.263	45.730	1:15.978	40.555	155.4	5:42.757
	3	3:21.933	43.770	1:19.811	1:18.352	124.9	9:04.690		3	3:21.933	43.770	1:19.811	1:18.352	124.9	9:04.690
	4	3:34.739	1:23.725	1:29.472	41.542	117.4	12:39.429		4	3:34.739	1:23.725	1:29.472	41.542	117.4	12:39.429
	5	2:39.129	44.914	1:14.053	40.162	158.5	15:18.558		5	2:39.129	44.914	1:14.053	40.162	158.5	15:18.558
	6	2:37.176	44.247	1:13.385	39.544	160.4	17:55.734		6	2:37.176	44.247	1:13.385	39.544	160.4	17:55.734
	7	2:38.216	43.979	1:14.625	39.612	159.4	20:33.950		7	2:38.216	43.979	1:14.625	39.612	159.4	20:33.950
	8	2:35.123	42.911	1:12.587	39.625	162.5	23:09.073		8	2:35.123	42.911	1:12.587	39.625	162.5	23:09.073





Autopassion YTCC SPA SUMMER CLASSIC Race 1

Sector Analysis

— Invalidated Lap ■ Personal Best ■ Session Best **B** Crossing the pit lane

Lap	D	Time	Sector 1	Sector 2	Sector 3	Kph	Elapsed	Lap	D	Time	Sector 1	Sector 2	Sector 3	Kph	Elapsed
9	1	2:36.210	43.405	1:12.421	40.384	161.4	25:45.283	8	1	3:13.155	54.580	1:29.509	49.066	130.5	27:21.944
10	1	2:37.894	42.857	1:13.163	41.874	159.7	28:23.177	9	1	3:09.602	54.313	1:25.830	49.459	133.0	30:31.546
11	1	2:36.556	43.379	1:12.813	40.364	161.1	30:59.733	10	1	3:08.251	54.029	1:25.867	48.355	133.9	33:39.797

165		1. Bjarne Haa		Honda Integra 1998 90s			
1	1	3:22.026	1:07.337	1:25.288	49.401	122.6	3:22.026
2	1	3:06.858	54.027	1:23.934	48.897	134.9	6:28.884
3	1	4:49.412	1:25.207	2:13.761	1:10.444	87.1	11:18.296
4	1	3:08.335	54.233	1:24.711	49.391	133.9	14:26.631
5	1	3:09.406	53.661	1:25.928	49.817	133.1	17:36.037
6	1	3:09.840	53.243	1:26.448	50.149	132.8	20:45.877
7	1	3:13.004	54.871	1:26.929	51.204	130.6	23:58.881
8	1	3:11.047	53.953	1:25.890	51.204	132.0	27:09.928
9	1	3:11.946	54.358	1:26.717	50.871	131.4	30:21.874
10	1	3:08.656	52.716	1:25.963	49.977	133.7	33:30.530

176		1. Jan Rozendaal		Foreman 330 MK4 V8 Proto			
1	1	3:11.360	1:02.685	1:21.708	46.967	129.5	3:11.360
2	1	3:00.487	53.003	1:20.938	46.546	139.7	6:11.847
3	1	3:36.290	1:03.205	1:37.292	55.793	116.6	9:48.137
4	1	3:19.743	1:02.844	1:27.434	49.465	126.2	13:07.880
5	1	3:05.831	52.765	1:22.983	50.083	135.7	16:13.711
6	1	3:06.309	53.483	1:24.281	48.545	135.3	19:20.020
7	1	3:03.848	53.185	1:22.153	48.510	137.1	22:23.868
8	1	3:10.637	52.939	1:27.796	49.902	132.3	25:34.505
9	1	3:48.847 B	55.944	1:29.850	1:23.053	110.2	29:23.352

177		1. Morten Straarup		BMW E36 M3 90s			
1	1	2:48.475	48.638	1:17.501	42.336	147.1	2:48.475
2	1	2:44.175	47.012	1:15.153	42.010	153.6	5:32.650
3	1	3:29.780	46.417	1:22.144	1:21.219	120.2	9:02.430
4	1	3:37.973	1:22.878	1:31.455	43.640	115.7	12:40.403
5	1	2:43.714	47.232	1:14.516	41.966	154.0	15:24.117
6	1	2:42.426	46.474	1:14.079	41.873	155.2	18:06.543
7	1	2:45.216	46.490	1:15.061	43.665	152.6	20:51.759
8	1	2:43.710	47.419	1:14.473	41.818	154.0	23:35.469
9	1	2:42.254	46.070	1:14.328	41.856	155.4	26:17.723
10	1	2:43.581	46.631	1:14.657	42.293	154.1	29:01.304
11	1	2:42.903	46.728	1:14.570	41.605	154.8	31:44.207

222		1. Tommy Olsen		Porsche Carrera RS			
1	1	3:31.112	1:12.473	1:28.884	49.755	117.4	3:31.112
2	1	3:12.609	54.999	1:27.989	49.621	130.9	6:43.721
3	1	4:35.452	1:13.156	2:12.146	1:10.150	91.5	11:19.173
4	1	3:11.520	54.951	1:27.067	49.502	131.7	14:30.693
5	1	3:12.846	55.153	1:28.207	49.486	130.7	17:43.539
6	1	3:12.323	55.044	1:28.698	48.581	131.1	20:55.862
7	1	3:12.927	54.163	1:28.932	49.832	130.7	24:08.789

276		1. Christiaan Verhoog		Porsche 996 90s			
1	1	2:45.995	47.069	1:16.544	42.382	149.3	2:45.995
2	1	2:45.706	47.428	1:16.187	42.091	152.2	5:31.701
3	1	3:29.686	46.418	1:22.283	1:20.985	120.2	9:01.387
4	1	3:37.913	1:22.959	1:31.383	43.571	115.7	12:39.300
5	1	2:43.895	47.590	1:14.947	41.358	153.8	15:23.195
6	1	2:42.268	46.501	1:14.639	41.128	155.4	18:05.463
7	1	2:45.282	46.374	1:15.861	43.047	152.6	20:50.745
8	1	2:42.751	47.987	1:13.753	41.011	154.9	23:33.496
9	1	2:43.450	47.776	1:14.222	41.452	154.3	26:16.946
10	1	2:43.348	47.009	1:14.126	42.213	154.4	29:00.294
11	1	2:42.278	47.168	1:14.065	41.045	155.4	31:42.572


331		1. Mikkel Christensen		Ford Sierra Cosworth 1987 80B			
1	1	3:22.552	1:07.704	1:25.599	49.249	122.3	3:22.552

333		1. Leif Christensen		Ford Sierra Cosworth 1987 80B			
1	1	3:23.572	1:08.433	1:25.850	49.289	121.7	3:23.572
2	1	3:06.326	53.409	1:25.409	47.508	135.3	6:29.898
3	1	4:48.148	1:25.207	2:13.269	1:09.672	87.5	11:18.046
4	1	3:06.863	52.312	1:26.495	48.056	134.9	14:24.909
5	1	3:18.918	54.220	1:34.421	50.277	126.8	17:43.827
6	1	3:13.464	53.841	1:31.445	48.178	130.3	20:57.291
7	1	3:09.249	51.646	1:28.564	49.039	133.2	24:06.540
8	1	3:07.979	52.534	1:27.018	48.427	134.1	27:14.519
9	1	3:07.642	51.255	1:26.398	49.989	134.4	30:22.161
10	1	3:04.766	52.204	1:25.058	47.504	136.5	33:26.927

600		1. Mike Torwesten		Porsche 935 TR 80B			
1	1	2:59.168	56.819	1:18.007	44.342	138.3	2:59.168
2	1	2:50.081	49.128	1:17.947	43.006	148.2	5:49.249
3	1	3:18.750	48.883	1:19.604	1:10.263	126.9	9:07.999
4	1	3:35.431	1:24.385	1:27.875	43.171	117.0	12:43.430
5	1	2:47.624	47.674	1:17.665	42.285	150.4	15:31.054
6	1	2:46.176	48.202	1:15.488	42.486	151.7	18:17.230
7	1	2:46.332	47.575	1:15.691	43.066	151.6	21:03.562
8	1	2:47.155	47.146	1:16.677	43.332	150.8	23:50.717
9	1	2:45.000	47.925	1:15.432	41.643	152.8	26:35.717
10	1	2:44.701	48.202	1:14.580	41.919	153.1	29:20.418
11	1	2:44.943	48.124	1:14.855	41.964	152.9	32:05.361

911		1. Markus Gruber		Porsche 911 RSR 89 80B	
-----	--	------------------	--	---------------------------	--





Autopassion YTCC SPA SUMMER CLASSIC Race 1

Sector Analysis

— Invalidated Lap ■ Personal Best ■ Session Best B Crossing the pit lane

Lap	D	Time	Sector 1	Sector 2	Sector 3	Kph	Elapsed	Lap	D	Time	Sector 1	Sector 2	Sector 3	Kph	Elapsed
1	1	3:07.393	1:03.617	1:19.755	44.021	132.2	3:07.393								
2	1	2:53.052	48.755	1:20.701	43.596	145.7	6:00.445								
3	1	3:19.877	50.565	1:24.480	1:04.832	126.1	9:20.322								
4	1	3:30.508	1:22.800	1:24.067	43.641	119.8	12:50.830								
5	1	2:48.075	46.571	1:17.778	43.726	150.0	15:38.905								
6	1	2:46.117	46.714	1:17.097	42.306	151.8	18:25.022								
7	1	2:45.390	46.245	1:16.517	42.628	152.5	21:10.412								
8	1	2:46.160	46.405	1:17.645	42.110	151.7	23:56.572								
9	1	2:43.925	45.771	1:16.139	42.015	153.8	26:40.497								
10	1	2:43.692	46.241	1:15.621	41.830	154.0	29:24.189								
11	1	2:44.301	46.171	1:16.174	41.956	153.5	32:08.490								

950
1.Erik Dekker, den

Porsche 944 Turbo 1986
80B

1	1	2:57.708	53.765	1:19.186	44.757	139.4	2:57.708
2	1	2:52.777	48.723	1:20.254	43.800	145.9	5:50.485
3	1	3:20.953	50.648	1:26.509	1:03.796	125.5	9:11.438
4	1	3:33.497	1:22.864	1:27.254	43.379	118.1	12:44.935
5	1	2:48.930	48.907	1:17.113	42.910	149.3	15:33.865
6	1	2:48.199	47.944	1:17.071	43.184	149.9	18:22.064
7	1	2:48.273	47.979	1:16.764	43.530	149.8	21:10.337
8	1	2:51.867	49.493	1:18.330	44.044	146.7	24:02.204
9	1	2:48.720	48.878	1:16.991	42.851	149.4	26:50.924
10	1	2:48.702	49.135	1:16.537	43.030	149.5	29:39.626
11	1	2:48.831	48.413	1:17.000	43.418	149.3	32:28.457

