


Autopassion YTCC SPA SUMMER CLASSIC Qualifying

Sector Analysis

— Invalidated Lap ■ Personal Best ■ Session Best B Crossing the pit lane

Lap D	Time	Sector 1	Sector 2	Sector 3	Kph	Elapsed	Lap D	Time	Sector 1	Sector 2	Sector 3	Kph	Elapsed
2	1. Kaspar Huggenberg Crosle C9S Proto						5 1	2:58.335	46.575	1:25.258	46.502	141.4	22:39.615
	6 1	4:44.506 B	1:21.800	1:49.050	1:33.656	88.6	27:24.121						
	7 1	8:32.656	6:13.648	1:27.549	51.459	49.2	35:56.777						
	8 1	2:49.458	46.141	1:17.564	45.753	148.8	38:46.235						
	1 1	4:14.123	1:48.737	1:33.708	51.678	97.5	4:14.123						
	2 1	3:32.096 B	48.002	1:18.864	1:25.230	118.9	7:46.219						
	3 1	9:00.017	6:53.910	1:20.584	45.523	46.7	16:46.236						
	4 1	2:50.981	48.021	1:17.718	45.242	147.5	19:37.217						
	5 1	3:05.719	47.678	1:33.690	44.351	135.8	22:42.936						
5	1. Haver Van Cees BMW 325i 80B						1 1	4:19.302	2:02.308	1:31.526	45.468	95.5	4:19.302
	2 1	3:35.224 B	50.909	1:23.419	1:20.896	117.2	7:54.526						
	3 1	7:56.911	5:53.891	1:19.609	43.411	52.9	15:51.437						
	4 1	2:50.059	49.461	1:17.433	43.165	148.3	18:41.496						
	5 1	2:50.721	50.997	1:17.035	42.689	147.7	21:32.217						
	6 1	3:28.424 B	48.833	1:33.804	1:05.787	121.0	25:00.641						
	7 1	10:18.200	8:04.668	1:23.437	50.095	40.8	35:18.841						
	8 1	2:57.740	54.858	1:19.434	43.448	141.9	38:16.581						
	1 1	3:22.400	1:00.414	1:30.221	51.765	122.4	3:22.400						
18	1. Tijn Jilesen Porsche 964 RS 80B						1 1	3:05.204	55.738	1:23.929	45.537	133.8	3:05.204
	2 1	2:45.513	47.945	1:15.468	42.100	152.3	5:50.717						
	3 1	3:56.110 B	47.562	1:22.007	1:46.541	106.8	9:46.827						
	4 1	7:34.389	5:28.893	1:22.227	43.269	55.5	17:21.216						
	5 1	2:44.233	47.416	1:15.568	41.249	153.5	20:05.449						
	6 1	3:22.868 B	46.617	1:20.052	1:16.199	124.3	23:28.317						
	1 1	3:06.266	56.981	1:23.822	45.463	133.0	3:06.266						
	2 1	2:46.771	48.426	1:15.875	42.470	151.2	5:53.037						
	3 1	3:55.467 B	47.385	1:22.547	1:45.535	107.1	9:48.504						
34	1. Peter Stox Porsche 964 1989 80B						4 1	7:07.928	4:56.666	1:26.173	45.089	58.9	16:56.432
	5 1	2:48.033	48.563	1:16.415	43.055	150.1	19:44.465						
	6 1	2:55.272	48.181	1:23.648	43.443	143.9	22:39.737						
	7 1	4:46.739 B	1:23.791	1:47.840	1:35.108	87.9	27:26.476						
	8 1	7:59.807	5:58.892	1:18.301	42.614	52.6	35:26.283						
	9 1	2:43.319	47.275	1:14.204	41.840	154.4	38:09.602						
	1 1	3:51.036	1:33.974	1:34.176	42.886	107.2	3:51.036						
	2 1	2:43.357	47.507	1:14.864	40.986	154.3	6:34.393						
	3 1	4:12.845 B	1:09.206	1:37.985	1:25.654	99.7	10:47.238						
49	1. Eric Douart BMW M3 GTR E36 90s						4 1	5:08.614	3:10.348	1:17.928	40.338	81.7	15:55.852
	5 1	2:38.726	44.806	1:13.277	40.643	158.9	18:34.578						
	6 1	2:37.415	45.062	1:12.529	39.824	160.2	21:11.993						
	7 1	3:34.293 B	44.589	1:26.455	1:23.249	117.7	24:46.286						
	8 1	11:55.680 B	9:16.198	1:26.831	1:12.651	35.2	36:41.966						
	1 1	4:55.652	2:19.982	1:37.836	57.834	83.8	4:55.652						
	2 1	4:46.853 B	55.047	1:52.841	1:58.965	87.9	9:42.505						
	3 1	6:30.486	4:16.032	1:25.813	48.641	64.6	16:12.991						
	4 1	2:54.936	50.368	1:20.546	44.022	144.1	19:07.927						
7	1. Peter Brouwer DNRT V8 90s						5 1	2:58.010	52.458	1:21.570	43.982	141.6	22:05.937
	6 1	3:25.921 B	48.454	1:33.108	1:04.359	122.4	25:31.858						
	7 1	10:15.767	7:56.496	1:28.737	50.534	40.9	35:47.625						
	8 1	3:01.847	51.375	1:24.159	46.313	138.7	38:49.472						
	1 1	3:51.036	1:33.974	1:34.176	42.886	107.2	3:51.036						
	2 1	2:43.357	47.507	1:14.864	40.986	154.3	6:34.393						
	3 1	4:12.845 B	1:09.206	1:37.985	1:25.654	99.7	10:47.238						
	4 1	5:08.614	3:10.348	1:17.928	40.338	81.7	15:55.852						
	5 1	2:38.726	44.806	1:13.277	40.643	158.9	18:34.578						
8	1. Glenn Dudley Lola Wright Proto						6 1	3:25.921 B	48.454	1:33.108	1:04.359	122.4	25:31.858
	7 1	10:15.767	7:56.496	1:28.737	50.534	40.9	35:47.625						
	8 1	3:01.847	51.375	1:24.159	46.313	138.7	38:49.472						
	1 1	4:45.609	2:07.588	1:41.327	56.694	86.7	4:45.609						
	2 1	4:41.320 B	56.355	1:39.745	2:05.220	89.6	9:26.929						
	3 1	7:27.087	5:21.184	1:20.171	45.732	56.4	16:54.016						
	4 1	2:47.264	47.376	1:15.638	44.250	150.7	19:41.280						
	5 1	3:51.036	1:33.974	1:34.176	42.886	107.2	3:51.036						
	6 1	2:43.357	47.507	1:14.864	40.986	154.3	6:34.393						
54	1. Leonard Batenburg BMW M3 E30 80B						1 1	3:07.153	55.966	1:25.990	45.197	132.4	3:07.153






Autopassion YTCC SPA SUMMER CLASSIC Qualifying

Sector Analysis

— Invalidated Lap ■ Personal Best ■ Session Best B Crossing the pit lane

Lap	D	Time	Sector 1	Sector 2	Sector 3	Kph	Elapsed	Lap	D	Time	Sector 1	Sector 2	Sector 3	Kph	Elapsed
2	1	2:48.629	49.696	1:16.318	42.615	149.5	5:55.782	3	1	4:21.097 B	1:07.432	1:33.449	1:40.216	96.6	10:43.417
3	1	3:58.779 B	48.748	1:20.680	1:49.351	105.6	9:54.561	4	1	6:43.972	4:36.830	1:21.822	45.320	62.4	17:27.389
4	1	6:26.373	4:23.999	1:18.953	43.421	65.3	16:20.934	5	1	2:54.198	51.774	1:17.958	44.466	144.7	20:21.587
5	1	2:47.149	48.385	1:16.331	42.433	150.8	19:08.083	6	1	3:46.492 B	52.229	1:27.262	1:27.001	111.3	24:08.079
6	1	15:57.582 B				26.3	35:05.665								
55 1. Erwin / Armand Lieshout, Porsche 964RSR 1989 80B								103 1. Brian Mikkelsen, Nissan 350 90s							
1	1	5:02.323	2:28.657	1:35.070	58.596	81.9	5:02.323	1	1	3:54.868 B	1:14.994	1:32.156	1:07.718	105.5	3:54.868
2	1	4:42.341 B	52.050	1:51.385	1:58.906	89.3	9:44.664	2	1	16:22.827	...	1:23.724	47.887	25.7	20:17.695
3	1	7:43.333 B	5:06.165	1:38.604	58.564	54.4	17:27.997	3	1	3:45.108 B	52.860	1:21.893	1:30.355	112.0	24:02.803
4	1	5:24.193	2:59.859	1:35.605	48.729	77.8	22:52.190	4	1	11:12.579	9:02.219	1:23.187	47.173	37.5	35:15.382
5	1	4:42.181 B	1:18.766	1:57.358	1:26.057	89.4	27:34.371	5	1	2:57.672	52.106	1:19.690	45.876	141.9	38:13.054
6	1	8:24.735	6:08.011	1:28.576	48.148	50.0	35:59.106								
7	1	3:01.556	51.566	1:23.268	46.722	138.9	39:00.662								
65 1. Jan Schouten, BMW 635csi 80B								112 1. Lando Graf von Wedel, BMW 325 i 80B							
1	1	3:08.241	57.529	1:24.914	45.798	131.6	3:08.241	1	1	4:32.618	2:17.120	1:29.323	46.175	90.9	4:32.618
2	1	2:54.895	50.360	1:19.479	45.056	144.2	6:03.136	2	1	3:34.286 B	51.036	1:16.445	1:26.805	117.7	8:06.904
3	1	3:53.691 B	50.939	1:22.343	1:40.409	107.9	9:56.827	3	1	7:54.594	5:50.170	1:20.321	44.103	53.1	16:01.498
4	1	6:33.655	4:23.821	1:23.185	46.649	64.1	16:30.482	4	1	2:49.867	50.513	1:15.450	43.904	148.4	18:51.365
5	1	2:55.451	50.981	1:19.047	45.423	143.7	19:25.933	5	1	2:50.582	51.025	1:15.305	44.252	147.8	21:41.947
6	1	2:56.195	50.776	1:19.017	46.402	143.1	22:22.128	6	1	3:20.119 B	50.287	1:23.154	1:06.678	126.0	25:02.066
7	1	4:52.616 B	1:01.005	2:04.682	1:46.929	86.2	27:14.744	7	1	10:15.071	8:08.363	1:19.291	47.417	41.0	35:17.137
75 1. Laurent Jossieau, Citroen AX Sport 80A								114 1. Alexis Christian Graf von ..., BMW 325 i 80B							
1	1	4:06.741	1:31.775	1:39.153	55.813	100.4	4:06.741	1	1	4:35.782	2:18.853	1:29.087	47.842	89.8	4:35.782
2	1	3:55.244 B	58.811	1:31.681	1:24.752	107.2	8:01.985	2	1	3:33.737 B	52.028	1:21.774	1:19.935	118.0	8:09.519
3	1	8:28.321	6:06.798	1:29.855	51.668	49.6	16:30.306	3	1	8:07.638	5:51.314	1:24.149	52.175	51.7	16:17.157
4	1	3:18.228	58.466	1:28.564	51.198	127.2	19:48.534	4	1	2:56.227	51.718	1:19.829	44.680	143.1	19:13.384
5	1	3:38.730 B	59.060	1:28.293	1:11.377	115.3	23:27.264	5	1	2:54.743	51.832	1:18.240	44.671	144.3	22:08.127
6	1	12:01.323	9:39.367	1:30.327	51.629	35.0	35:28.587	6	1	3:41.411 B	56.442	1:38.033	1:06.936	113.9	25:49.538
7	1	3:18.014	58.459	1:28.029	51.526	127.3	38:46.601	7	1	9:43.401	7:37.565	1:20.861	44.975	43.2	35:32.939
76 1. Patrick Andriessen, Renault Alpine V6 GTA Turbo 88 80B								117 1. Jurgen Rudolph, Porsche Cup 1991 90s							
1	1	4:03.235	1:41.565	1:30.793	50.877	101.9	4:03.235	1	1	2:58.974	45.915	1:26.316	46.743	138.4	2:58.974
2	1	3:36.700 B	50.751	1:23.358	1:22.591	116.4	7:39.935	2	1	2:54.873	50.333	1:20.112	44.428	144.2	5:53.847
3	1	9:06.016	6:56.071	1:23.920	46.025	46.2	16:45.951	3	1	3:56.173 B	48.951	1:21.738	1:45.484	106.8	9:50.020
4	1	2:55.366	50.457	1:19.594	45.315	143.8	19:41.317	4	1	6:18.895	4:11.517	1:22.250	45.128	66.5	16:08.915
5	1	3:05.209	50.114	1:29.076	46.019	136.1	22:46.526	5	1	2:53.477	49.507	1:19.308	44.662	145.3	19:02.392
6	1	4:46.043 B	1:23.065	1:54.734	1:28.244	88.1	27:32.569	6	1	2:53.228	49.373	1:19.560	44.295	145.6	21:55.620
7	1	7:59.430	5:52.618	1:22.303	44.509	52.6	35:31.999	7	1	3:16.991 B	48.932	1:26.332	1:01.727	128.0	25:12.611
8	1	2:53.796	49.439	1:19.530	44.827	145.1	38:25.795	8	1	10:00.500	7:53.349	1:21.935	45.216	42.0	35:13.111
78 1. Mark Verheagh, BMW M3 30 80B								124 1. Marcel Rijswijk, van, Porsche 964 1989 80B							
1	1	3:17.298	56.753	1:31.200	49.345	125.6	3:17.298	1	1	3:20.848	1:06.906	1:28.283	45.659	123.4	3:20.848
2	1	3:05.022	54.647	1:23.622	46.753	136.3	6:22.320	2	1	2:52.002	50.245	1:17.795	43.962	146.6	6:12.850






Autopassion YTCC SPA SUMMER CLASSIC Qualifying

Sector Analysis

— Invalidated Lap ■ Personal Best ■ Session Best B Crossing the pit lane

Lap	D	Time	Sector 1	Sector 2	Sector 3	Kph	Elapsed	Lap	D	Time	Sector 1	Sector 2	Sector 3	Kph	Elapsed
128 1. John Carlsson Porsche 944 80B															
3	1	6:21.931 B	54.015	1:39.070	3:48.846	66.0	12:34.781								
4	1	4:22.734	2:11.083	1:25.942	45.709	96.0	16:57.515								
1	1	3:39.330	1:16.006	1:33.338	49.986	113.0	3:39.330								
2	1	2:56.140	51.322	1:18.853	45.965	143.1	6:35.470								
3	1	4:43.078 B	1:17.942	1:49.142	1:35.994	89.1	11:18.548								
4	1	5:23.008	3:18.442	1:20.346	44.220	78.1	16:41.556								
5	1	2:53.591	49.694	1:19.126	44.771	145.3	19:35.147								
6	1	2:52.985	50.349	1:18.257	44.379	145.8	22:28.132								
7	1	4:50.957 B	1:06.226	1:57.600	1:47.131	86.7	27:19.089								
130 1. Ruud Poels Porsche 964 RS 1989 80B															
1	1	3:51.474	1:14.485	1:39.513	57.476	107.0	3:51.474								
2	1	3:35.297 B	54.673	1:26.472	1:14.152	117.1	7:26.771								
3	1	9:07.195	6:49.661	1:30.133	47.401	46.1	16:33.966								
4	1	3:08.990	53.087	1:26.317	49.586	133.4	19:42.956								
5	1	3:26.671 B	53.779	1:30.537	1:02.355	122.0	23:09.627								
6	1	11:58.220	9:44.711	1:26.261	47.248	35.1	35:07.847								
7	1	3:01.528	52.420	1:23.084	46.024	138.9	38:09.375								
139 1. Christian Nowak CN-Cobra Proto															
1	1	2:59.022	56.565	1:20.642	41.815	138.4	2:59.022								
165 1. Bjarne Haa Honda Integra 1998 90s															
1	1	4:05.726	1:27.852	1:42.645	55.229	100.8	4:05.726								
2	1	3:58.744 B	57.575	1:35.646	1:25.523	105.6	8:04.470								
3	1	8:18.844	5:51.763	1:33.921	53.160	50.5	16:23.314								
4	1	3:19.050	55.075	1:29.648	54.327	126.7	19:42.364								
5	1	3:33.547 B	54.704	1:35.951	1:02.892	118.1	23:15.911								
6	1	12:01.988	9:40.435	1:28.847	52.706	34.9	35:17.899								
7	1	3:12.508	55.418	1:26.847	50.243	131.0	38:30.407								
169 1. Gilbert Svensson Porsche 944 turbo 1989 80B															
1	1	3:22.881	1:07.378	1:28.942	46.561	122.1	3:22.881								
2	1	2:53.862	49.024	1:19.909	44.929	145.0	6:16.743								
3	1	4:21.222 B	56.570	1:48.764	1:35.888	96.5	10:37.965								
4	1	5:53.299	3:39.814	1:24.492	48.993	71.4	16:31.264								
5	1	2:53.660	48.936	1:19.591	45.133	145.2	19:24.924								
6	1	2:53.238	51.361	1:18.074	43.803	145.5	22:18.162								
7	1	4:48.971 B	1:01.949	2:01.252	1:45.770	87.3	27:07.133								
8	1	8:12.794	6:06.824	1:20.896	45.074	51.2	35:19.927								
9	1	2:51.573	48.695	1:18.834	44.044	147.0	38:11.500								
171 1. Erich Petrakovits Ford Capri Turbo Gr5 70B															
1	1	4:34.387	2:05.186	1:35.525	53.676	90.3	4:34.387								
2	1	3:39.010 B	50.190	1:28.202	1:20.618	115.1	8:13.397								
3	1	7:58.275	5:40.450	1:28.598	49.227	52.7	16:11.672								
4	1	3:11.511	52.553	1:28.032	50.926	131.7	19:23.183								
176 1. Jan Rozendaal Foreman 330 MK4 V8 Proto															
1	1	3:50.684	1:22.438	1:36.615	51.631	107.4	3:50.684								
2	1	3:34.354 B	54.066	1:24.702	1:15.586	117.6	7:25.038								
3	1	8:42.992	6:28.295	1:26.204	48.493	48.2	16:08.030								
4	1	3:05.889	53.732	1:23.779	48.378	135.6	19:13.919								
5	1	3:03.127	53.474	1:22.508	47.145	137.7	22:17.046								
6	1	4:55.519 B	1:05.225	2:04.350	1:45.944	85.3	27:12.565								
7	1	8:42.886 B	6:10.466	1:25.827	1:06.593	48.2	35:55.451								
177 1. Morten Straarup BMW E36 M3 90s															
1	1	4:04.794	1:39.914	1:32.040	52.840	101.2	4:04.794								
2	1	3:08.004 B	49.061	1:17.562	1:01.381	134.1	7:12.798								
3	1	8:58.861	6:48.860	1:23.058	46.943	46.8	16:11.659								
4	1	2:51.098	48.960	1:17.278	44.860	147.4	19:02.757								
5	1	2:46.569	49.915	1:14.677	41.977	151.4	21:49.326								
6	1	3:20.983 B	46.844	1:27.380	1:06.759	125.5	25:10.309								
7	1	9:57.234	7:55.060	1:19.790	42.384	42.2	35:07.543								
8	1	2:42.778	46.984	1:14.039	41.755	154.9	37:50.321								
276 1. Christiaan Verhoog Porsche 996 90s															
1	1	4:09.468	2:00.707	1:24.251	44.510	99.3	4:09.468								
2	1	3:25.485 B	49.956	1:16.218	1:19.311	122.7	7:34.953								
3	1	9:04.629	7:03.053	1:18.331	43.245	46.3	16:39.582								
4	1	2:46.308	47.334	1:16.966	42.008	151.6	19:25.890								
5	1	2:46.293	49.695	1:14.517	42.081	151.6	22:12.183								
6	1	3:59.955 B	57.121	1:43.918	1:18.916	105.1	26:12.138								
7	1	9:03.336	7:00.174	1:17.753	45.409	46.4	35:15.474								
8	1	2:41.118	46.300	1:13.833	40.985	156.5	37:56.592								
331 1. Mikkel Christensen Ford Sierra Cosworth 1987 80B															
1	1	4:40.922	1:56.366	1:47.088	57.468	88.2	4:40.922								
2	1	5:24.331 B	59.227	1:42.845	2:42.259	77.7	10:05.253								
3	1	6:57.823	4:28.304	1:36.431	53.088	60.3	17:03.076								
4	1	3:14.135	56.204	1:27.904	50.027	129.9	20:17.211								
5	1	3:54.373 B	55.964	1:30.340	1:28.069	107.6	24:11.584								
6	1	11:10.373	8:45.473	1:30.780	54.120	37.6	35:21.957								
7	1	3:12.014	56.239	1:27.721	48.054	131.3	38:33.971								





Autopassion YTCC SPA SUMMER CLASSIC Qualifying

Sector Analysis

— Invalidated Lap ■ Personal Best ■ Session Best B Crossing the pit lane

Lap D	Time	Sector 1	Sector 2	Sector 3	Kph	Elapsed	Lap D	Time	Sector 1	Sector 2	Sector 3	Kph	Elapsed
-------	------	----------	----------	----------	-----	---------	-------	------	----------	----------	----------	-----	---------

333	1. Leif Christensen						Ford Sierra Cosworth 1987						
							80B						
	1	1	4:38.810	1:54.426	1:45.573	58.811	88.9	4:38.810					
	2	1	4:49.139	B	57.461	1:43.691	2:07.987	87.2	9:27.949				
	3	1	7:20.872	5:00.200	1:30.779	49.893	57.2	16:48.821					
	4	1	3:15.650	53.980	1:30.479	51.191	128.9	20:04.471					
	5	1	3:56.293	B	54.282	1:30.788	1:31.223	106.7	24:00.764				
	6	1	11:21.974	8:57.912	1:33.002	51.060	37.0	35:22.738					
7	1	3:15.778	56.333	1:29.097	50.348	128.8	38:38.516						

600	1. Mike Torwesten						Porsche 935 TR						
							80B						
	1	1	4:18.352	2:07.178	1:27.187	43.987	95.9	4:18.352					
	2	1	3:29.716	B	48.734	1:18.808	1:22.174	120.2	7:48.068				
	3	1	7:55.977	5:52.653	1:19.389	43.935	53.0	15:44.045					
	4	1	3:01.315	49.000	1:16.669	55.646	139.1	18:45.360					
	5	1	3:06.539	B	52.886	1:18.918	54.735	135.2	21:51.899				
	6	1	13:09.333	B	...	1:19.585	55.478	31.9	35:01.232				
7	1	4:09.841	2:06.650	1:19.219	43.972	100.9	39:11.073						

911	1. Markus Gruber						Porsche 911 RSR 89						
							80B						
1	1	5:53.410	2:49.995	1:44.519	1:18.896	70.1	5:53.410						

950	1. Erik Dekker, den						Porsche 944 Turbo 1986						
							80B						
	1	1	4:42.242	2:01.139	1:45.921	55.182	87.8	4:42.242					
	2	1	3:37.592	B	53.407	1:27.530	1:16.655	115.9	8:19.834				
	3	1	8:08.462	5:58.264	1:24.664	45.534	51.6	16:28.296					
	4	1	2:55.228	50.099	1:19.164	45.965	143.9	19:23.524					
	5	1	2:53.606	52.504	1:17.223	43.879	145.2	22:17.130					
	6	1	4:17.555	B	1:01.257	1:54.702	1:21.596	97.9	26:34.685				
7	1	8:41.345	6:34.869	1:19.830	46.646	48.4	35:16.030						
8	1	2:53.431	51.011	1:17.918	44.502	145.4	38:09.461						

