


MOTORCLASSIC OPEN FORMULA



Motor Classic Open Formula SPA SUMMER CLASSIC Race 1


Sector Analysis

— Invalidated Lap ■ Personal Best ■ Session Best ■ Crossing the pit lane

Lap	Time	Sector 1	Sector 2	Sector 3	Kph	Elapsed	Lap	Time	Sector 1	Sector 2	Sector 3	Kph	Elapsed		
1	Patrick Schober	AUT						5	2:23.687	41.370	1:04.984	37.333	175.5	12:33.268	
	Procar Motorsport	Tatuus						6	2:24.745	41.591	1:05.766	37.388	174.2	14:58.013	
1	2:36.693	46.395	1:11.358	38.940	158.1	2:36.693	7	2:24.643	42.351	1:05.184	37.108	174.3	17:22.656		
2	2:28.991	43.330	1:06.757	38.904	169.2	5:05.684	8	2:26.299	40.761	1:06.629	38.909	172.3	19:48.955		
3	2:28.577	43.573	1:06.443	38.561	169.7	7:34.261	9	2:23.464	41.237	1:05.402	36.825	175.8	22:12.419		
4	2:27.776	42.911	1:06.838	38.027	170.6	10:02.037	10	2:24.136	41.436	1:05.558	37.142	174.9	24:36.555		
5	2:27.801	43.000	1:06.697	38.104	170.6	12:29.838	11	2:22.720	41.135	1:05.146	36.439	176.7	26:59.275		
6	2:26.937	43.107	1:05.810	38.020	171.6	14:56.775									
7	2:27.285	43.056	1:06.275	37.954	171.2	17:24.060									
8	2:27.437	43.058	1:06.101	38.278	171.0	19:51.497									
9	2:27.927	43.126	1:06.756	38.045	170.4	22:19.424									
10	2:27.233	43.156	1:05.967	38.110	171.3	24:46.657									
11	2:28.168	43.115	1:06.614	38.439	170.2	27:14.825									
2	Urs Rüttimann	CHE						6	Enrico Milani	ITA					
	Jo Zeller Racing	Dallara 306							Enrico Milani	Dallara 308					
1	2:35.784	47.157	1:10.094	38.533	159.0	2:35.784	1	2:28.594	44.810	1:06.251	37.533	166.7	2:28.594		
2	2:28.013	42.848	1:07.103	38.062	170.4	5:03.797	2	2:24.554	42.786	1:04.390	37.378	174.4	4:53.148		
3	2:28.089	42.760	1:07.022	38.307	170.3	7:31.886	3	2:23.212	42.373	1:03.664	37.175	176.1	7:16.360		
4	2:28.125	42.702	1:07.117	38.306	170.2	10:00.011	4	2:22.875	42.349	1:03.129	37.397	176.5	9:39.235		
5	2:45.321 B	42.953	1:10.246	52.122	152.5	12:45.332	5	2:23.375	42.541	1:03.428	37.406	175.9	12:02.610		
3	Marcel Tobler	CHE						6	2:24.408	42.585	1:04.307	37.516	174.6	14:27.018	
	Jo Zeller Racing	Dallara 308						7	2:23.278	42.442	1:03.234	37.602	176.0	16:50.296	
1	2:31.932	45.263	1:08.664	38.005	163.1	2:31.932	8	2:23.236	42.506	1:03.235	37.495	176.0	19:13.532		
2	2:23.446	42.318	1:03.890	37.238	175.8	4:55.378	9	2:23.531	42.624	1:03.152	37.755	175.7	21:37.063		
3	2:22.458	42.216	1:02.936	37.306	177.0	7:17.836	10	2:22.767	42.490	1:02.917	37.360	176.6	23:59.830		
4	2:22.123	41.818	1:02.912	37.393	177.4	9:39.959	11	2:23.239	42.455	1:02.966	37.818	176.0	26:23.069		
5	2:23.106	41.833	1:04.077	37.196	176.2	12:03.065									
6	2:22.030	41.898	1:03.022	37.110	177.5	14:25.095									
7	2:22.888	41.956	1:02.829	38.103	176.5	16:47.983									
8	2:21.923	42.004	1:02.719	37.200	177.7	19:09.906									
9	2:23.373	41.997	1:03.821	37.555	175.9	21:33.279									
10	2:21.970	42.011	1:02.587	37.372	177.6	23:55.249									
11	2:23.537	41.874	1:03.709	37.954	175.7	26:18.786									
4	Tomas Chabr	CZE						7	Christian Zeller	DEU					
	Chabr Motorsport	Dallara 308							Speed Center	Dallara 308					
1	2:36.358	47.909	1:10.077	38.372	158.5	2:36.358	1	2:38.085	47.956	1:11.078	39.051	156.7	2:38.085		
2	2:28.937	43.886	1:06.947	38.104	169.3	5:05.295	2	2:30.156	43.784	1:07.850	38.522	167.9	5:08.241		
3	2:28.591	43.876	1:06.751	37.964	169.7	7:33.886	3	2:32.176	44.658	1:08.779	38.739	165.7	7:40.417		
4	2:26.919	43.174	1:06.056	37.689	171.6	10:00.805	4	2:33.337	44.368	1:10.383	38.586	164.4	10:13.754		
5	2:26.902	42.813	1:06.474	37.615	171.6	12:27.707	5	2:28.967	43.963	1:07.007	37.997	169.3	12:42.721		
6	2:26.688	43.457	1:05.674	37.557	171.9	14:54.395	6	2:30.153	43.527	1:08.579	38.047	167.9	15:12.874		
7	2:25.875	43.062	1:04.959	37.854	172.8	17:20.270	7	2:28.802	43.563	1:07.071	38.168	169.4	17:41.676		
8	2:29.248	42.972	1:07.219	39.057	168.9	19:49.518	8	2:28.178	43.286	1:06.091	38.801	170.2	20:09.854		
9	2:26.301	42.997	1:05.736	37.568	172.3	22:15.819	9	2:29.158	43.510	1:06.758	38.890	169.0	22:39.012		
10	2:26.085	44.044	1:04.393	37.648	172.6	24:41.904	10	2:28.959	43.521	1:06.912	38.526	169.3	25:07.971		
11	2:25.928	42.909	1:05.081	37.938	172.8	27:07.832	11	2:29.076	43.589	1:06.941	38.546	169.1	27:37.047		
5	Marco Minelli	ITA						9	Luca Steffen	CHE					
	Marco Minelli	Dallara 314							Speed Center	Tatuus					
1	2:49.878	44.578	1:25.490	39.810	145.8	2:49.878	1	3:01.032	55.810	1:23.349	41.873	136.9	3:01.032		
2	2:28.076	43.975	1:05.167	38.934	170.3	5:17.954	2	3:01.699	46.345	1:14.957	1:00.397	138.8	6:02.731		
3	2:23.892	41.538	1:04.504	37.850	175.2	7:41.846	3	2:42.452	47.139	1:13.895	41.418	155.2	8:45.183		
4	2:27.735	43.742	1:07.226	36.767	170.7	10:09.581	4	2:44.287	45.921	1:16.380	41.986	153.5	11:29.470		
							5	2:41.494	45.912	1:13.513	42.069	156.1	14:10.964		
							6	2:40.637	45.934	1:12.624	42.079	157.0	16:51.601		
							7	2:48.829	45.463	1:19.991	43.375	149.3	19:40.430		
							8	2:45.143	46.834	1:15.392	42.917	152.7	22:25.573		
							9	2:44.546	46.273	1:14.255	44.018	153.2	25:10.119		
							10	2:41.169	46.253	1:13.429	41.487	156.4	27:51.288		
11	Kurt Böhlen	CHE						11	Kurt Böhlen	CHE					
	Jo Zeller Racing	Dallara 308							Jo Zeller Racing	Dallara 308					
1	2:29.629	45.093	1:07.272	37.264	165.6	2:29.629	1	2:29.629	45.093	1:07.272	37.264	165.6	2:29.629		
2	2:22.141	41.618	1:03.585	36.938	177.4	4:51.770	2	2:22.141	41.618	1:03.585	36.938	177.4	4:51.770		
3	2:22.607	41.703	1:03.925	36.979	176.8	7:14.377	3	2:22.607	41.703	1:03.925	36.979	176.8	7:14.377		
4	2:21.989	41.739	1:03.300	36.950	177.6	9:36.366	4	2:21.989	41.739	1:03.300	36.950	177.6	9:36.366		
5	2:22.336	41.755	1:03.085	37.496	177.1	11:58.702	5	2:22.336	41.755	1:03.085	37.496	177.1	11:58.702		
6	2:22.315	41.905	1:03.363	37.047	177.2	14:21.017	6	2:22.315	41.905	1:03.363	37.047	177.2	14:21.017		



MOTORCLASSIC OPEN FORMULA



Motor Classic Open Formula SPA SUMMER CLASSIC Race 1


Sector Analysis

— Invalidated Lap ■ Personal Best ■ Session Best B Crossing the pit lane

Lap	Time	Sector 1	Sector 2	Sector 3	Kph	Elapsed	Lap	Time	Sector 1	Sector 2	Sector 3	Kph	Elapsed
7	2:22.275	41.807	1:03.603	36.865	177.2	16:43.292	10	2:23.687	42.677	1:03.287	37.723	175.5	24:22.573
8	2:22.182	41.728	1:03.334	37.120	177.3	19:05.474	11	2:24.051	42.616	1:03.494	37.941	175.0	26:46.624
9	2:22.925	41.604	1:04.230	37.091	176.4	21:28.399	18 Walter Steding						DEU
10	2:22.151	41.789	1:03.362	37.000	177.4	23:50.550	Speed Center						Tatuu
11	2:23.758	42.466	1:04.281	37.011	175.4	26:14.308	1	2:48.231	53.966	1:13.863	40.402	147.3	2:48.231
12 Thomas Aregger							CHE						
Franz Wöss Racing							Dallara 309						
1	2:25.180	44.529	1:03.430	37.221	170.6	2:25.180	2	2:39.661	46.351	1:12.990	40.320	157.9	5:27.892
2	2:21.579	41.728	1:03.036	36.815	178.1	4:46.759	3	2:36.904	45.282	1:11.346	40.276	160.7	8:04.796
3	2:21.413	41.407	1:02.935	37.071	178.3	7:08.172	4	2:37.723	44.823	1:12.629	40.271	159.9	10:42.519
4	2:21.428	41.316	1:03.233	36.879	178.3	9:29.600	5	2:34.021	44.836	1:09.735	39.450	163.7	13:16.540
5	2:21.487	41.712	1:02.705	37.070	178.2	11:51.087	6	2:33.615	44.816	1:09.567	39.232	164.1	15:50.155
6	2:21.074	41.674	1:02.345	37.055	178.7	14:12.161	7	2:33.528	44.880	1:08.968	39.680	164.2	18:23.683
7	2:20.447	41.420	1:02.266	36.761	179.5	16:32.608	8	2:35.309	45.389	1:10.342	39.578	162.3	20:58.992
8	2:20.503	41.540	1:02.332	36.631	179.5	18:53.111	9	2:35.502	44.977	1:10.510	40.015	162.1	23:34.494
9	2:19.960	41.285	1:01.971	36.704	180.2	21:13.071	10	2:32.270	44.292	1:08.735	39.243	165.6	26:06.764
10	2:21.350	41.285	1:03.144	36.921	178.4	23:34.421	19 Christian Eicke						CHE
11	2:20.740	41.373	1:02.416	36.951	179.2	25:55.161	Speed Center						Dallara 317
13 Philipp Todtenhaupt							DEU						
Speed Center							Dallara 317						
1	3:02.875	1:00.818	1:19.845	42.212	135.5	3:02.875	1	2:53.360	57.725	1:15.807	39.828	142.9	2:53.360
2	2:50.290	47.123	1:15.958	47.209	148.1	5:53.165	2	2:39.422	44.457	1:15.241	39.724	158.2	5:32.782
3	2:47.519	48.369	1:17.133	42.017	150.5	8:40.684	3	2:35.614	44.101	1:11.000	40.513	162.0	8:08.396
4	2:50.055	48.171	1:19.708	42.176	148.3	11:30.739	4	2:37.278	44.517	1:12.079	40.682	160.3	10:45.674
5	2:47.633	47.414	1:16.941	43.278	150.4	14:18.372	5	2:37.094	44.544	1:12.300	40.250	160.5	13:22.768
6	2:49.504	51.578	1:14.991	42.935	148.8	17:07.876	6	2:35.965	44.051	1:12.132	39.782	161.7	15:58.733
7	2:44.612	47.055	1:14.480	43.077	153.2	19:52.488	7	2:35.922	43.926	1:12.189	39.807	161.7	18:34.655
8	3:09.868	46.778	1:13.485	1:09.605	132.8	23:02.356	8	2:36.969	43.963	1:12.809	40.197	160.6	21:11.624
9	2:55.184	51.963	1:20.580	42.641	143.9	25:57.540	9	2:37.888	45.983	1:12.372	39.533	159.7	23:49.512
14 Andrea Benalli							ITA						
Andrea Benalli							Dallara 311						
1	2:24.004	42.231	1:04.872	36.901	172.0	2:24.004	10	2:36.293	43.699	1:11.631	40.963	161.3	26:25.805
2	2:21.354	41.620	1:03.183	36.551	178.4	4:45.358	20 Hans Laub						DEU
3	2:21.237	41.616	1:03.120	36.501	178.5	7:06.595	Speed Center						Dallara 317
4	2:20.667	41.476	1:02.812	36.379	179.2	9:27.262	1	2:44.672	52.342	1:12.015	40.315	150.5	2:44.672
5	2:19.697	41.375	1:02.107	36.215	180.5	11:46.959	2	2:33.174	44.867	1:08.871	39.436	164.6	5:17.846
6	2:21.022	41.302	1:03.285	36.435	178.8	14:07.981	3	2:32.548	45.086	1:08.127	39.335	165.3	7:50.394
7	2:19.692	41.283	1:02.126	36.283	180.5	16:27.673	4	2:32.835	44.284	1:08.502	40.049	165.0	10:23.229
8	2:21.196	41.232	1:03.572	36.392	178.6	18:48.869	5	2:32.272	43.593	1:09.782	38.897	165.6	12:55.501
9	2:19.941	41.245	1:02.368	36.328	180.2	21:08.810	6	2:30.914	44.504	1:07.506	38.904	167.1	15:26.415
10	2:19.955	41.284	1:02.222	36.449	180.2	23:28.765	7	2:37.392	43.382	1:11.376	42.634	160.2	18:03.807
11	2:20.489	41.071	1:02.965	36.453	179.5	25:49.254	8	2:31.181	44.473	1:08.029	38.679	166.8	20:34.988
15 Daniel Tapinos							GRE						
Franz Wöss Racing							Dallara 308						
1	2:32.143	45.216	1:08.345	38.582	162.8	2:32.143	9	2:33.656	45.151	1:08.899	39.606	164.1	23:08.644
2	2:24.814	42.360	1:05.009	37.445	174.1	4:56.957	10	3:06.059	45.145	1:25.055	55.859	135.5	26:14.703
3	2:26.507	43.561	1:04.926	38.020	172.1	7:23.464	21 Alessandro Bracalente						ITA
4	2:25.499	43.013	1:04.515	37.971	173.3	9:48.963	Allesandro Bracalente						Dallara 312
5	2:25.562	43.225	1:04.364	37.973	173.2	12:14.525	1	2:20.380	41.310	1:02.639	36.431	176.5	2:20.380
6	2:25.954	42.978	1:04.938	38.038	172.8	14:40.479	2	2:18.201	40.960	1:01.182	36.059	182.4	4:38.581
7	2:26.642	42.971	1:05.686	37.985	171.9	17:07.121	3	2:17.518	40.832	1:00.658	36.028	183.4	6:56.099
8	2:27.090	42.921	1:06.600	37.569	171.4	19:34.211	4	2:18.348	40.663	1:01.659	36.026	182.3	9:14.447
9	2:24.675	42.685	1:03.824	38.166	174.3	21:58.886	5	2:17.600	40.682	1:01.011	35.907	183.2	11:32.047
							6	2:19.764	42.219	1:01.725	35.820	180.4	13:51.811
							7	2:18.217	40.722	1:01.325	36.170	182.4	16:10.028
							8	2:20.458	40.587	1:02.785	37.086	179.5	18:30.486
							9	2:17.819	40.538	1:01.339	35.942	183.0	20:48.305
							10	2:17.826	40.551	1:01.186	36.089	182.9	23:06.131
							11	2:17.740	40.552	1:01.045	36.143	183.1	25:23.871



MOTORCLASSIC OPEN FORMULA



Motor Classic Open Formula SPA SUMMER CLASSIC Race 1


Sector Analysis

— Invalidated Lap ■ Personal Best ■ Session Best B Crossing the pit lane

Lap	Time	Sector 1	Sector 2	Sector 3	Kph	Elapsed	Lap	Time	Sector 1	Sector 2	Sector 3	Kph	Elapsed		
22	Danny Luderer	DEU						44	Sandro Zeller	CHE					
Vogtland Racing Team							Jo Zeller Racing								
Dallara 308							Dallara 312								
1	2:56.534	44.873	1:33.265	38.396	140.3	2:56.534	1	2:24.376	43.146	1:04.352	36.878	171.6	2:24.376		
2	2:31.337	44.083	1:08.213	39.041	166.6	5:27.871	2	2:21.541	41.350	1:03.598	36.593	178.1	4:45.917		
3	2:26.229	43.990	1:04.605	37.634	172.4	7:54.100	3	2:21.897	41.179	1:03.761	36.957	177.7	7:07.814		
4	2:27.026	43.126	1:05.768	38.132	171.5	10:21.126	4	2:20.778	41.433	1:02.760	36.585	179.1	9:28.592		
5	2:25.119	42.976	1:04.702	37.441	173.7	12:46.245	5	2:20.511	41.413	1:02.430	36.668	179.4	11:49.103		
6	2:26.785	42.501	1:06.471	37.813	171.8	15:13.030	6	2:21.533	41.449	1:02.881	37.203	178.2	14:10.636		
7	2:26.122	43.364	1:05.018	37.740	172.6	17:39.152	7	2:20.513	41.470	1:02.348	36.695	179.4	16:31.149		
8	2:25.146	43.106	1:04.543	37.497	173.7	20:04.298	8	2:20.746	41.366	1:02.649	36.731	179.1	18:51.895		
9	2:25.029	42.615	1:04.527	37.887	173.9	22:29.327	9	2:20.000	41.364	1:01.995	36.641	180.1	21:11.895		
10	2:26.247	43.085	1:05.488	37.674	172.4	24:55.574	10	2:20.306	41.485	1:02.238	36.583	179.7	23:32.201		
11	2:25.006	43.091	1:04.498	37.417	173.9	27:20.580	11	2:20.631	41.308	1:02.856	36.467	179.3	25:52.832		
24	Christian Wachter	DEU						46	Janos Magyar	HUN					
Rennsport Wachter							Magyar Racing Team								
Dallara 308							Tatuus FM								
1	2:33.528	45.886	1:09.952	37.690	161.4	2:33.528	1	2:38.599	48.550	1:10.887	39.162	156.2	2:38.599		
2	2:27.018	42.429	1:07.267	37.322	171.5	5:00.546	2	2:30.329	43.459	1:08.551	38.319	167.7	5:08.928		
3	2:25.622	42.155	1:06.109	37.358	173.1	7:26.168	3	2:30.856	43.828	1:08.508	38.520	167.1	7:39.784		
4	2:25.517	41.869	1:06.304	37.344	173.3	9:51.685	4	2:42.631 B	44.866	1:09.990	47.775	155.0	10:22.415		
5	2:25.276	41.896	1:06.212	37.168	173.6	12:16.961									
6	2:24.342	41.692	1:05.460	37.190	174.7	14:41.303									
7	2:26.331	42.019	1:06.471	37.841	172.3	17:07.634									
8	2:25.844	42.098	1:06.629	37.117	172.9	19:33.478									
9	2:23.422	41.470	1:04.976	36.976	175.8	21:56.900									
10	2:24.120	41.624	1:05.412	37.084	175.0	24:21.020									
11	2:24.545	41.760	1:05.279	37.506	174.4	26:45.565									
27	Vladimir Netusil	CEZ						61	Prof Pütz	DEU					
Effective Racing							Franz Wöss Racing								
Dallara 318							Dallara 305								
1	2:23.219	42.226	1:03.774	37.219	173.0	2:23.219	1	2:48.285	53.814	1:13.209	41.262	147.2	2:48.285		
2	2:21.330	41.609	1:03.027	36.694	178.4	4:44.549	2	2:37.957	45.902	1:12.040	40.015	159.6	5:26.242		
3	2:21.046	41.721	1:02.524	36.801	178.8	7:05.595	3	2:37.445	45.995	1:11.027	40.423	160.1	8:03.687		
4	2:20.025	41.506	1:02.121	36.398	180.1	9:25.620	4	2:38.156	45.626	1:12.373	40.157	159.4	10:41.843		
5	2:19.838	41.343	1:01.829	36.666	180.3	11:45.458	5	2:37.174	45.400	1:11.926	39.848	160.4	13:19.017		
6	2:20.317	41.277	1:02.290	36.750	179.7	14:05.775	6	2:35.888	45.385	1:10.616	39.887	161.7	15:54.905		
7	2:19.472	41.292	1:01.863	36.317	180.8	16:25.247	7	2:36.408	45.442	1:10.037	40.929	161.2	18:31.313		
8	2:19.649	41.733	1:01.379	36.537	180.6	18:44.896	8	2:36.200	45.220	1:10.229	40.751	161.4	21:07.513		
9	2:21.882	41.171	1:03.544	37.167	177.7	21:06.778	9	2:36.329	46.052	1:11.062	39.215	161.3	23:43.842		
10	2:20.728	41.355	1:02.532	36.841	179.2	23:27.506	10	2:36.281	45.128	1:10.606	40.547	161.3	26:20.123		
11	2:21.606	41.419	1:03.018	37.169	178.1	25:49.112									
35	Philip Daniels	BEL						99	Markus Lehmann	DEU					
Trommülke							Speed Center								
Caparo							Dallara 314								
1	2:48.799	54.971	1:13.358	40.470	146.8	2:48.799	1	2:39.822	49.768	1:11.131	38.923	155.0	2:39.822		
2	2:38.357	45.941	1:12.004	40.412	159.2	5:27.156	2	2:30.804	43.071	1:09.332	38.401	167.2	5:10.626		
3	2:37.356	45.670	1:10.916	40.770	160.2	8:04.512	3	2:31.122	42.839	1:09.890	38.393	166.8	7:41.748		
4	3:07.098	44.673	1:41.566	40.859	134.8	11:11.610	4	2:33.155	44.220	1:10.471	38.464	164.6	10:14.903		
5	2:36.610	45.508	1:10.954	40.148	161.0	13:48.220	5	2:29.014	42.740	1:08.299	37.975	169.2	12:43.917		
6	2:34.374	44.930	1:09.478	39.966	163.3	16:22.594	6	2:30.645	42.536	1:10.051	38.058	167.4	15:14.562		
7	2:36.624	45.094	1:11.663	39.867	161.0	18:59.218	7	2:29.421	42.659	1:08.203	38.559	168.7	17:43.983		
8	2:38.070	45.172	1:12.371	40.527	159.5	21:37.288	8	2:30.144	42.409	1:09.089	38.646	167.9	20:14.127		
9	2:34.846	44.869	1:09.976	40.001	162.8	24:12.134	9	2:31.847	43.028	1:09.242	39.577	166.0	22:45.974		
10	2:36.155	44.789	1:09.679	41.687	161.5	26:48.289	10	2:31.821	43.524	1:09.935	38.362	166.1	25:17.795		
							11	2:39.455	42.700	1:13.121	43.634	158.1	27:57.250		
125	Robert Siska	USA													
Franz Wöss Racing							Tatuus								
1	2:49.470	54.729	1:14.170	40.571	146.2	2:49.470									
2	2:40.318	46.493	1:12.690	41.135	157.3	5:29.788									
3	2:37.549	45.482	1:11.774	40.293	160.0	8:07.337									
4	2:37.342	45.252	1:11.697	40.393	160.3	10:44.679									
5	2:37.016	45.468	1:11.391	40.157	160.6	13:21.695									
6	2:35.482	44.818	1:10.927	39.737	162.2	15:57.177									



MOTORCLASSIC OPEN FORMULA



Motor Classic Open Formula SPA SUMMER CLASSIC Race 1

Sector Analysis

— Invalidated Lap ■ Personal Best ■ Session Best B Crossing the pit lane

Lap	Time	Sector 1	Sector 2	Sector 3	Kph	Elapsed	Lap	Time	Sector 1	Sector 2	Sector 3	Kph	Elapsed
7	2:35.850	44.737	1:11.198	39.915	161.8	18:33.027							
8	2:35.480	45.153	1:10.537	39.790	162.2	21:08.507							
9	2:36.405	45.625	1:11.096	39.684	161.2	23:44.912							
10	2:35.935	44.832	1:10.678	40.425	161.7	26:20.847							

144 Benjamin Berta HUN
Gender Racing Tatuus

1	2:34.916	46.534	1:09.814	38.568	159.9	2:34.916
2	2:29.711	43.732	1:07.568	38.411	168.4	5:04.627
3	2:28.410	43.550	1:06.302	38.558	169.9	7:33.037
4	2:28.420	43.643	1:06.079	38.698	169.9	10:01.457
5	2:29.151	43.652	1:07.185	38.314	169.1	12:30.608
6	2:28.132	43.446	1:06.118	38.568	170.2	14:58.740
7	2:28.108	43.687	1:05.908	38.513	170.2	17:26.848
8	2:27.986	43.635	1:05.814	38.537	170.4	19:54.834
9	2:28.483	43.715	1:05.587	39.181	169.8	22:23.317
10	2:28.132	43.631	1:05.923	38.578	170.2	24:51.449
11	2:28.136	43.680	1:05.894	38.562	170.2	27:19.585

717 Stephan Glaser CHE
Jo Zeller Racing Tatuus

1	2:50.733	55.799			145.1	2:50.733
2	3:11.313 B	45.455	1:19.196	1:06.662	131.8	6:02.046

