GRAF VON FABER-CASTELL

JAGUAR -CLASSIC-

GRID 11
Jaguar Classic Challenge



Jaguar Classic Challenge
SPA SIX HOURS
Qualifying
Final Classification

	Nr.	Drivers	Team	Car	Cl	Time	Lap	Total	Gap		Kph
1	52	R. SAUTTER / A. NEWALL		JAGUAR E-type	E	3:31.368	3	8	-	-	119.3
2	53	J. PEARSON / G. PEARSON		JAGUAR E-Type	E	3:31.479	6	7	+0.111	+0.111	119.2
3	78	G. NOLTE / M. FUNKE		JAGUAR E Type	E	3:31.675	7	7	+0.307	+0.196	119.1
4	11	R. FARRELL / D. COYNE		JAGUAR E-Type	F	3:31.890	6	6	+0.522	+0.215	119.0
5	77	M. GRAF VON OEYNHAUSEN		JAGUAR E-Type	E	3:32.306	2	8	+0.938	+0.416	118.8
6	179	C. MILNER / N. GREENSALL		JAGUAR E-type	D	3:34.208	8	8	+2.840	+1.902	117.7
7	14	C. MONTEVERDE / G. PEARSON		JAGUAR E-Type	E	3:35.655	3	8	+4.287	+1.447	116.9
8	71	V. GAYE / A. REID		JAGUAR E-type	E	3:35.717	2	8	+4.349	+0.062	116.9
9	19	C. JONES-BEST / E. THURSTON		JAGUAR E-type	E	3:35.900	2	8	+4.532	+0.183	116.8
10	44	J. BRONSON		JAGUAR E-type	E	3:36.881	4	7	+5.513	+0.981	116.3
11	8	R. KENT / J. OSBORNE		JAGUAR E-type	E	3:37.667	8	8	+6.299	+0.786	115.8
12	85	C. LILLINGSTON-PRICE / R. MEINS		JAGUAR E-type	E	3:38.708	3	8	+7.340	+1.041	115.3
13	6	J. SPIERS		JAGUAR E Type	E	3:39.589	4	5	+8.221	+0.881	114.8
14	55	M. MELLING / J. MINSHAW		JAGUAR E-type	D	3:39.848	3	5	+8.480	+0.259	114.7
15	111	O. BRYANT / G. BRYANT		JAGUAR E Type	E	3:40.555	7	7	+9.187	+0.707	114.3
16	21	G. DODD / J. DODD		JAGUAR E-type	E	3:40.750	2	8	+9.382	+0.195	114.2
17	266	M. CULLEN / P. SHOVLIN		JAGUAR E-type	E	3:41.909	3	7	+10.541	+1.159	113.6
18	7	M. DONNOR		JAGUAR E-type	E	3:42.365	4	8	+10.997	+0.456	113.4
19	25	J. BURTON		JAGUAR XK 120	I	3:44.879	4	6	+13.511	+2.514	112.1
20	84	R. GOMM		JAGUAR E Type	E	3:45.480	6	8	+14.112	+0.601	111.8
21	4	T. MOGRIDGE		JAGUAR E-type	F	3:46.148	3	8	+14.780	+0.668	111.5
22	27	S. ZIEGLER / M. STRETTON		JAGUAR E-type	F	3:46.192	4	5	+14.824	+0.044	111.5
23	15	P. CASTALDINI / M. CASTALDINI		JAGUAR E-type	F	3:46.193	6	7	+14.825	+0.001	111.5
24	66	N. MC FADDEN		JAGUAR E-type	D	3:46.345	3	8	+14.977	+0.152	111.4
25	68	M. GORDON		JAGUAR XK150	A	3:46.547	4	8	+15.179	+0.202	111.3
26	35	R. GATE		JAGUAR E-Type	I	3:46.889	4	8	+15.521	+0.342	111.1
27	72	J. BOOT		JAGUAR E Type	E	3:48.182	4	7	+16.814	+1.293	110.5
28	120	C. KEITH-LUCAS / A. KEITH-LUCAS		JAGUAR XK120	A	3:49.069	2	7	+17.701	+0.887	110.1
29	82	R. BINFIELD		JAGUAR E-Type	D	3:50.866	3	4	+19.498	+1.797	109.2
30	41	J. THOMPSON / R. FRANCIS		JAGUAR XK120	I	3:51.762	7	8	+20.394	+0.896	108.8
31	39	I. SIMMONDS		JAGUAR E-type	F	3:53.052	3	7	+21.684	+1.290	108.2
32	36	M. RUSSELL		JAGUAR E Type	F	3:54.938	5	6	+23.570	+1.886	107.3
33	150	C. KEITH-LUCAS		JAGUAR XK150	A	4:05.226	5	8	+33.858	+10.288	102.8
34	9	B. EASTICK / K. JONES		JAGUAR D-Type	C						
35	10	S. BUTLER / M. RICH		JAGUAR E-type	E						
36	92	J. THOMAS / C. LOCKIE		JAGUAR E Type	E						

Fastest Lap	Lap 3	Rhea SAUTTER	3:31.368	119.3 Kph

Published at: .....

Track Status: **WET**

Stewards	Timekeeper: Alberto Estébanez

SEPTEMBER 25, 26, 27, 28, 29 • 2019

GRAF VON FABER-CASTELL

JAGUAR -CLASSIC-

GRID 11
Jaguar Classic Challenge



Jaguar Classic Challenge
SPA SIX HOURS
Qualifying

Final Classification by Class

	Nr.	Drivers	Team	Car	Time	Lap	Total	Gap		Kph
A										
1	68	M. GORDON		JAGUAR XK150	3:46.547	4	8			111.3
2	120	C. KEITH-LUCAS / A. KEITH-LUCAS		JAGUAR XK120	3:49.069	2	7	+2.522	+2.522	110.1
3	150	C. KEITH-LUCAS		JAGUAR XK150	4:05.226	5	8	+18.679	+16.157	102.8
C										
1	9	B. EASTICK / K. JONES		JAGUAR D-Type						
D										
1	179	C. MILNER / N. GREENSALL		JAGUAR E-type	3:34.208	8	8			117.7
2	55	M. MELLING / J. MINSHAW		JAGUAR E-type	3:39.848	3	5	+5.640	+5.640	114.7
3	66	N. MC FADDEN		JAGUAR E-type	3:46.345	3	8	+12.137	+6.497	111.4
4	82	R. BINFIELD		JAGUAR E-Type	3:50.866	3	4	+16.658	+4.521	109.2
E										
1	52	R. SAUTTER / A. NEWALL		JAGUAR E-type	3:31.368	3	8			119.3
2	53	J. PEARSON / G. PEARSON		JAGUAR E-Type	3:31.479	6	7	+0.111	+0.111	119.2
3	78	G. NOLTE / M. FUNKE		JAGUAR E Type	3:31.675	7	7	+0.307	+0.196	119.1
4	77	M. GRAF VON OEYNHAUSEN		JAGUAR E-Type	3:32.306	2	8	+0.938	+0.631	118.8
5	14	C. MONTEVERDE / G. PEARSON		JAGUAR E-Type	3:35.655	3	8	+4.287	+3.349	116.9
6	71	V. GAYE / A. REID		JAGUAR E-type	3:35.717	2	8	+4.349	+0.062	116.9
7	19	C. JONES-BEST / E. THURSTON		JAGUAR E-type	3:35.900	2	8	+4.532	+0.183	116.8
8	44	J. BRONSON		JAGUAR E-type	3:36.881	4	7	+5.513	+0.981	116.3
9	8	R. KENT / J. OSBORNE		JAGUAR E-type	3:37.667	8	8	+6.299	+0.786	115.8
10	85	C. LILLINGSTON-PRICE / R. MEINS		JAGUAR E-type	3:38.708	3	8	+7.340	+1.041	115.3
11	6	J. SPIERS		JAGUAR E Type	3:39.589	4	5	+8.221	+0.881	114.8
12	111	O. BRYANT / G. BRYANT		JAGUAR E Type	3:40.555	7	7	+9.187	+0.966	114.3
13	21	G. DODD / J. DODD		JAGUAR E-type	3:40.750	2	8	+9.382	+0.195	114.2
14	266	M. CULLEN / P. SHOVLIN		JAGUAR E-type	3:41.909	3	7	+10.541	+1.159	113.6
15	7	M. DONNOR		JAGUAR E-type	3:42.365	4	8	+10.997	+0.456	113.4
16	84	R. GOMM		JAGUAR E Type	3:45.480	6	8	+14.112	+3.115	111.8
17	72	J. BOOT		JAGUAR E Type	3:48.182	4	7	+16.814	+2.702	110.5
18	10	S. BUTLER / M. RICH		JAGUAR E-type						
19	92	J. THOMAS / C. LOCKIE		JAGUAR E Type						
F										
1	11	R. FARRELL / D. COYNE		JAGUAR E-Type	3:31.890	6	6			119.0
2	4	T. MOGRIDGE		JAGUAR E-type	3:46.148	3	8	+14.258	+14.258	111.5
3	27	S. ZIEGLER / M. STRETTON		JAGUAR E-type	3:46.192	4	5	+14.302	+0.044	111.5
4	15	P. CASTALDINI / M. CASTALDINI		JAGUAR E-type	3:46.193	6	7	+14.303	+0.001	111.5
5	39	I. SIMMONDS		JAGUAR E-type	3:53.052	3	7	+21.162	+6.859	108.2
6	36	M. RUSSELL		JAGUAR E Type	3:54.938	5	6	+23.048	+1.886	107.3
I										
1	25	J. BURTON		JAGUAR XK 120	3:44.879	4	6			112.1
2	35	R. GATE		JAGUAR E-Type	3:46.889	4	8	+2.010	+2.010	111.1
3	41	J. THOMPSON / R. FRANCIS		JAGUAR XK120	3:51.762	7	8	+6.883	+4.873	108.8

Published at: .....

Track Status: **WET**

Stewards	Timekeeper:
	Alberto Estébanez

SEPTEMBER 25, 26, 27, 28, 29 • 2019

GRAF VON FABER-CASTELL

JAGUAR -CLASSIC-

GRID 11
Jaguar Classic Challenge



Jaguar Classic Challenge
SPA SIX HOURS
Qualifying

Final Classification by Group

	Nr.	Drivers	Team	Car	Time	Lap	Total	Gap		Kph
1										
1	52	R. SAUTTER / A. NEWALL		JAGUAR E-type	3:31.368	3	8			119.3
2	53	J. PEARSON / G. PEARSON		JAGUAR E-Type	3:31.479	6	7	+0.111	+0.111	119.2
3	78	G. NOLTE / M. FUNKE		JAGUAR E Type	3:31.675	7	7	+0.307	+0.196	119.1
4	11	R. FARRELL / D. COYNE		JAGUAR E-Type	3:31.890	6	6	+0.522	+0.215	119.0
5	77	M. GRAF VON OEYNHAUSEN		JAGUAR E-Type	3:32.306	2	8	+0.938	+0.416	118.8
6	179	C. MILNER / N. GREENSALL		JAGUAR E-type	3:34.208	8	8	+2.840	+1.902	117.7
7	14	C. MONTEVERDE / G. PEARSON		JAGUAR E-Type	3:35.655	3	8	+4.287	+1.447	116.9
8	71	V. GAYE / A. REID		JAGUAR E-type	3:35.717	2	8	+4.349	+0.062	116.9
9	19	C. JONES-BEST / E. THURSTON		JAGUAR E-type	3:35.900	2	8	+4.532	+0.183	116.8
10	44	J. BRONSON		JAGUAR E-type	3:36.881	4	7	+5.513	+0.981	116.3
11	8	R. KENT / J. OSBORNE		JAGUAR E-type	3:37.667	8	8	+6.299	+0.786	115.8
12	85	C. LILLINGSTON-PRICE / R. MEINS		JAGUAR E-type	3:38.708	3	8	+7.340	+1.041	115.3
13	6	J. SPIERS		JAGUAR E Type	3:39.589	4	5	+8.221	+0.881	114.8
14	55	M. MELLING / J. MINSHAW		JAGUAR E-type	3:39.848	3	5	+8.480	+0.259	114.7
15	111	O. BRYANT / G. BRYANT		JAGUAR E Type	3:40.555	7	7	+9.187	+0.707	114.3
16	21	G. DODD / J. DODD		JAGUAR E-type	3:40.750	2	8	+9.382	+0.195	114.2
17	266	M. CULLEN / P. SHOVLIN		JAGUAR E-type	3:41.909	3	7	+10.541	+1.159	113.6
18	7	M. DONNOR		JAGUAR E-type	3:42.365	4	8	+10.997	+0.456	113.4
19	25	J. BURTON		JAGUAR XK 120	3:44.879	4	6	+13.511	+2.514	112.1
20	84	R. GOMM		JAGUAR E Type	3:45.480	6	8	+14.112	+0.601	111.8
21	4	T. MOGRIDGE		JAGUAR E-type	3:46.148	3	8	+14.780	+0.668	111.5
22	27	S. ZIEGLER / M. STRETTON		JAGUAR E-type	3:46.192	4	5	+14.824	+0.044	111.5
23	15	P. CASTALDINI / M. CASTALDINI		JAGUAR E-type	3:46.193	6	7	+14.825	+0.001	111.5
24	66	N. MC FADDEN		JAGUAR E-type	3:46.345	3	8	+14.977	+0.152	111.4
25	68	M. GORDON		JAGUAR XK150	3:46.547	4	8	+15.179	+0.202	111.3
26	35	R. GATE		JAGUAR E-Type	3:46.889	4	8	+15.521	+0.342	111.1
27	72	J. BOOT		JAGUAR E Type	3:48.182	4	7	+16.814	+1.293	110.5
28	120	C. KEITH-LUCAS / A. KEITH-LUCAS		JAGUAR XK120	3:49.069	2	7	+17.701	+0.887	110.1
29	82	R. BINFIELD		JAGUAR E-Type	3:50.866	3	4	+19.498	+1.797	109.2
30	41	J. THOMPSON / R. FRANCIS		JAGUAR XK120	3:51.762	7	8	+20.394	+0.896	108.8
31	39	I. SIMMONDS		JAGUAR E-type	3:53.052	3	7	+21.684	+1.290	108.2
32	36	M. RUSSELL		JAGUAR E Type	3:54.938	5	6	+23.570	+1.886	107.3
33	150	C. KEITH-LUCAS		JAGUAR XK150	4:05.226	5	8	+33.858	+10.288	102.8
34	9	B. EASTICK / K. JONES		JAGUAR D-Type						
35	10	S. BUTLER / M. RICH		JAGUAR E-type						
36	92	J. THOMAS / C. LOCKIE		JAGUAR E Type						

Published at: .....

Track Status: **WET**

Stewards	Timekeeper:
	Alberto Estébanez

SEPTEMBER 25, 26, 27, 28, 29 • 2019

GRAF VON FABER-CASTELL

JAGUAR -CLASSIC-

GRID 11
Jaguar Classic Challenge



Jaguar Classic Challenge
SPA SIX HOURS
Qualifying

Best Sector Times

	SECTOR 1		SECTOR 2		SECTOR 3							
Pos	Driver	Time	Driver	Time	Driver	Time	Pos	Team	Cl	Ideal Lap	Best Lap	
1	77 M.GRAF VON OEYNHAUSEN	56.062	11 R.FARRELL	1:39.577	78 G.NOLTE	53.325	1	78	E	3:30.369	3:31.675	(3)
2	52 R.SAUTTER	56.264	78 G.NOLTE	1:39.781	52 R.SAUTTER	54.067	2	77	E	3:30.954	3:32.306	(5)
3	53 J.PEARSON	56.856	53 J.PEARSON	1:39.884	19 C.JONES-BEST	54.179	3	52	E	3:31.094	3:31.368	(1)
4	19 C.JONES-BEST	57.095	77 M.GRAF VON OEYNHAUSEN	1:40.119	179 C.MILNER	54.258	4	53	E	3:31.329	3:31.479	(2)
5	78 G.NOLTE	57.263	52 R.SAUTTER	1:40.763	11 R.FARRELL	54.530	5	11	F	3:31.890	3:31.890	(4)
6	14 C.MONTEVERDE	57.540	19 C.JONES-BEST	1:40.856	53 J.PEARSON	54.589	6	19	E	3:32.130	3:35.900	(9)
7	71 V.GAYE	57.725	71 V.GAYE	1:40.905	77 M.GRAF VON OEYNHAUSEN	54.773	7	71	E	3:33.904	3:35.717	(8)
8	11 R.FARRELL	57.783	179 C.MILNER	1:41.753	71 V.GAYE	55.274	8	179	D	3:34.208	3:34.208	(6)
9	179 C.MILNER	58.197	6 J.SPIERS	1:41.814	44 J.BRONSON	55.412	9	14	E	3:35.655	3:35.655	(7)
10	6 J.SPIERS	58.451	44 J.BRONSON	1:41.867	14 C.MONTEVERDE	55.567	10	44	E	3:36.671	3:36.881	(10)
11	85 C.LILLINGSTON-PRICE	58.689	8 R.KENT	1:42.110	111 O.BRYANT	56.120	11	8	E	3:37.438	3:37.667	(11)
12	8 R.KENT	58.779	14 C.MONTEVERDE	1:42.548	85 C.LILLINGSTON-PRICE	56.138	12	6	E	3:37.652	3:39.589	(13)
13	111 O.BRYANT	59.355	55 M.MELLING	1:43.098	21 G.DODD	56.392	13	85	E	3:37.943	3:38.708	(12)
14	44 J.BRONSON	59.392	85 C.LILLINGSTON-PRICE	1:43.116	266 M.CULLEN	56.499	14	111	E	3:39.341	3:40.555	(15)
15	55 M.MELLING	59.691	7 M.DONNOR	1:43.813	8 R.KENT	56.549	15	55	D	3:39.512	3:39.848	(14)
16	21 G.DODD	59.716	266 M.CULLEN	1:43.829	55 M.MELLING	56.723	16	21	E	3:40.403	3:40.750	(16)
17	66 N.MC FADDEN	1:00.211	111 O.BRYANT	1:43.866	6 J.SPIERS	57.387	17	266	E	3:40.813	3:41.909	(17)
18	7 M.DONNOR	1:00.318	21 G.DODD	1:44.295	84 R.GOMM	57.607	18	7	E	3:42.365	3:42.365	(18)
19	4 T.MOGRIDGE	1:00.446	25 J.BURTON	1:45.222	66 N.MC FADDEN	57.618	19	66	D	3:44.354	3:46.345	(24)
20	266 M.CULLEN	1:00.485	35 R.GATE	1:45.762	68 M.GORDON	58.020	20	25	I	3:44.396	3:44.879	(19)
21	27 S.ZIEGLER	1:01.056	27 S.ZIEGLER	1:45.834	25 J.BURTON	58.075	21	84	E	3:45.115	3:45.480	(20)
22	25 J.BURTON	1:01.099	15 P.CASTALDINI	1:46.121	72 J.BOOT	58.215	22	35	I	3:45.593	3:46.889	(26)
23	84 R.GOMM	1:01.144	84 R.GOMM	1:46.364	7 M.DONNOR	58.234	23	4	F	3:45.888	3:46.148	(21)
24	35 R.GATE	1:01.389	4 T.MOGRIDGE	1:46.509	35 R.GATE	58.442	24	27	F	3:45.978	3:46.192	(22)
25	15 P.CASTALDINI	1:01.497	66 N.MC FADDEN	1:46.525	15 P.CASTALDINI	58.575	25	68	A	3:46.172	3:46.547	(25)
26	120 C.KEITH-LUCAS	1:01.528	68 M.GORDON	1:46.543	120 C.KEITH-LUCAS	58.756	26	15	F	3:46.193	3:46.193	(23)
27	68 M.GORDON	1:01.609	120 C.KEITH-LUCAS	1:47.655	4 T.MOGRIDGE	58.933	27	120	A	3:47.939	3:49.069	(28)
28	82 R.BINFIELD	1:01.801	72 J.BOOT	1:47.736	27 S.ZIEGLER	59.088	28	72	E	3:48.115	3:48.182	(27)
29	72 J.BOOT	1:02.164	39 I.SIMMONDS	1:47.964	82 R.BINFIELD	59.112	29	82	D	3:48.932	3:50.866	(29)
30	36 M.RUSSELL	1:02.800	82 R.BINFIELD	1:48.019	39 I.SIMMONDS	59.957	30	41	I	3:51.762	3:51.762	(30)
31	41 J.THOMPSON	1:02.812	41 J.THOMPSON	1:48.381	36 M.RUSSELL	1:00.173	31	39	F	3:52.058	3:53.052	(31)
32	39 I.SIMMONDS	1:04.137	36 M.RUSSELL	1:51.470	41 J.THOMPSON	1:00.569	32	36	F	3:54.443	3:54.938	(32)
33	150 C.KEITH-LUCAS	1:05.640	150 C.KEITH-LUCAS	1:54.857	150 C.KEITH-LUCAS	1:02.765	33	150	A	4:03.262	4:05.226	(33)

SEPTEMBER 25, 26, 27, 28, 29 • 2019

GRAF VON FABER-CASTELL

JAGUAR -CLASSIC-

GRID 11
Jaguar Classic Challenge

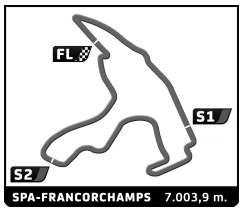

Jaguar Classic Challenge
SPA SIX HOURS
After Qualifying

Event maximum speed

Team	Car	Class	Driver	Top Speed	Lap	Session
53	JAGUAR E-Type	E	John PEARSON	175.9	6	Qualifying
6	JAGUAR E Type	E	John SPIERS	173.6	5	Qualifying
77	JAGUAR E-Type	E	Marcus GRAF VON OEYNHAUSEN	169.5	2	Qualifying
7	JAGUAR E-type	E	Mark DONNOR	166.2	7	Qualifying
179	JAGUAR E-type	D	Christopher MILNER	163.9	7	Qualifying
11	JAGUAR E-Type	F	Robert FARRELL	162.4	6	Qualifying
19	JAGUAR E-type	E	Charlie JONES-BEST	162.4	3	Qualifying
85	JAGUAR E-type	E	Christopher LILLINGSTON-PRICE	161.2	4	Qualifying
71	JAGUAR E-type	E	Vincent GAYE	160.7	3	Qualifying
266	JAGUAR E-type	E	Michael CULLEN	158.4	3	Qualifying
52	JAGUAR E-type	E	Rhea SAUTTER	157.9	4	Qualifying
150	JAGUAR XK150	A	Claire KEITH-LUCAS	157.2	7	Qualifying
66	JAGUAR E-type	D	Niall MC FADDEN	157.2	5	Qualifying
8	JAGUAR E-type	E	Richard KENT	155.4	7	Qualifying
25	JAGUAR XK 120	I	John BURTON	154.9	5	Qualifying
120	JAGUAR XK120	A	Christopher KEITH-LUCAS	154.5	2	Qualifying
111	JAGUAR E Type	E	Oliver BRYANT	154.3	7	Qualifying
78	JAGUAR E Type	E	Georg NOLTE	154.1	7	Qualifying
72	JAGUAR E Type	E	Jamie BOOT	153.8	2	Qualifying
14	JAGUAR E-Type	E	Carlos MONTEVERDE	152.3	4	Qualifying
4	JAGUAR E-type	F	Tim MOGRIDGE	152.3	3	Qualifying
84	JAGUAR E Type	E	Read GOMM	151.7	6	Qualifying
55	JAGUAR E-type	D	Martin MELLING	151.5	2	Qualifying
82	JAGUAR E-Type	D	Robert BINFIELD	151.5	4	Qualifying
35	JAGUAR E-Type	I	Robert GATE	149.6	8	Qualifying
44	JAGUAR E-type	E	Julian BRONSON	149.2	4	Qualifying
68	JAGUAR XK150	A	Marc GORDON	149.2	7	Qualifying
15	JAGUAR E-type	F	Paul CASTALDINI	149.0	4	Qualifying
41	JAGUAR XK120	I	John THOMPSON	148.6	7	Qualifying
39	JAGUAR E-type	F	Ian SIMMONDS	147.7	5	Qualifying
21	JAGUAR E-type	E	Graeme DODD	143.6	3	Qualifying
27	JAGUAR E-type	F	Stefan ZIEGLER	143.0	4	Qualifying
36	JAGUAR E Type	F	Mark RUSSELL	137.6	2	Qualifying

SEPTEMBER 25, 26, 27, 28, 29 • 2019

GRID 11
Jaguar Classic Challenge

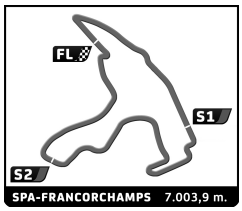

Jaguar Classic Challenge
SPA SIX HOURS
Qualifying
Analysis

Personal Best | Session Best | **B** Crossing the finish line in pit lane

4 — 1.Tim MOGRIDGE — JAGUAR E-type F

Lap	D	Time	Sector 1	Sector 2	Sector 3	Kph	Elapsed
1	1	3:43.106	50.042	1:51.945	1:01.119	111.0	3:43.106
2	1	3:49.687	1:03.468	1:47.286	58.933	109.8	7:32.793
3	1	3:46.148	1:00.446	1:46.509	59.193	111.5	11:18.941
4	1	3:48.254	1:01.770	1:46.880	59.604	110.5	15:07.195
5	1	3:49.110	1:01.965	1:48.205	58.940	110.1	18:56.305
6	1	3:49.773	1:02.210	1:47.706	59.857	109.7	22:46.078
7	1	3:51.479	1:03.409	1:48.704	59.366	108.9	26:37.557
8	1	4:07.325 B	1:01.194	1:50.892	1:15.239	101.9	30:44.882

6 — 1.John SPIERS — JAGUAR E Type E

Lap	D	Time	Sector 1	Sector 2	Sector 3	Kph	Elapsed
1	1	4:31.324	1:38.905	1:53.260	59.159	91.3	4:31.324
2	1	3:46.598	1:04.497	1:44.714	57.387	111.3	8:17.922
3	1	3:43.643	59.428	1:46.085	58.130	112.7	12:01.565
4	1	3:39.589	58.501	1:41.814	59.274	114.8	15:41.154
5	1	9:16.361 B	58.451	6:53.495	1:24.415	45.3	24:57.515

7 — 1.Mark DONNOR — JAGUAR E-type E

Lap	D	Time	Sector 1	Sector 2	Sector 3	Kph	Elapsed
1	1	4:34.782	1:31.640	1:58.661	1:04.481	90.2	4:34.782
2	1	3:51.661	1:02.461	1:49.666	59.534	108.8	8:26.443
3	1	3:46.349	1:02.287	1:44.561	59.501	111.4	12:12.792
4	1	3:42.365	1:00.318	1:43.813	58.234	113.4	15:55.157
5	1	3:49.742	1:01.020	1:47.853	1:00.869	109.7	19:44.899
6	1	3:46.987	1:02.106	1:46.048	58.833	111.1	23:31.886
7	1	3:59.080	1:01.451	1:55.785	1:01.844	105.5	27:30.966
8	1	4:22.406 B	1:03.902	2:00.576	1:17.928	96.1	31:53.372

8 — 1.Richard KENT, 2.Joseph OSBORNE — JAGUAR E-type E

Lap	D	Time	Sector 1	Sector 2	Sector 3	Kph	Elapsed
1	1	4:19.543	1:26.496	1:53.439	59.608	95.5	4:19.543
2	1	3:45.096	1:02.618	1:45.101	57.377	112.0	8:04.639
3	1	3:39.905	1:00.572	1:42.784	56.549	114.7	11:44.544
4	1	3:39.570	59.141	1:43.190	57.239	114.8	15:24.114
5	1	3:56.806 B	1:00.688	1:45.431	1:10.687	106.5	19:20.920
6	1	5:24.046	2:43.970	1:43.304	56.772	77.8	24:44.966
7	1	3:39.754	1:00.040	1:42.110	57.604	114.7	28:24.720
8	1	3:37.667	58.779	1:42.245	56.643	115.8	32:02.387

11 — 1.Robert FARRELL, 2.David COYNE — JAGUAR E-Type F

Lap	D	Time	Sector 1	Sector 2	Sector 3	Kph	Elapsed
1	1	4:37.771	1:40.282	1:54.634	1:02.855	89.2	4:37.771
2	1	3:53.447	1:03.561	1:47.739	1:02.147	108.0	8:31.218
3	1	3:54.588	1:03.655	1:51.037	59.896	107.5	12:25.806
4	1	3:58.402 B	1:02.624	1:47.355	1:08.423	105.8	16:24.208
5	1	5:35.738	2:59.895	1:41.037	54.806	75.1	21:59.946
6	1	3:31.890	57.783	1:39.577	54.530	119.0	25:31.836

14 — 1.Carlos MONTEVERDE, 2.Gary PEARSON — JAGUAR E-Type E

Lap	D	Time	Sector 1	Sector 2	Sector 3	Kph	Elapsed
1	1	4:22.474	1:32.048	1:51.947	58.479	94.4	4:22.474
2	1	3:36.832	57.812	1:43.050	55.970	116.3	7:59.306
3	1	3:35.655	57.540	1:42.548	55.567	116.9	11:34.961
4	1	3:56.622 B	1:02.535	1:44.594	1:09.493	106.6	15:31.583
5	1	5:49.701	3:01.886	1:48.613	59.202	72.1	21:21.284
6	1	3:46.147	1:01.182	1:46.042	58.923	111.5	25:07.431
7	1	3:48.334	1:01.877	1:45.463	1:00.994	110.4	28:55.765
8	1	3:59.747	1:14.269	1:46.082	59.396	105.2	32:55.512

15 — 1.Paul CASTALDINI, 2.Myles CASTALDINI — JAGUAR E-type F

Lap	D	Time	Sector 1	Sector 2	Sector 3	Kph	Elapsed
1	1	4:46.466	1:45.129	1:54.269	1:07.068	86.5	4:46.466
2	1	3:55.763	1:05.160	1:48.364	1:02.239	106.9	8:42.229
3	1	3:54.455	1:04.227	1:47.234	1:02.994	107.5	12:36.684
4	1	4:04.727 B	1:02.204	1:48.531	1:13.992	103.0	16:41.411
5	1	5:17.516	2:29.421	1:48.706	59.389	79.4	21:58.927
6	1	3:46.193	1:01.497	1:46.121	58.575	111.5	25:45.120
7	1	4:07.435 B	1:04.695	1:46.863	1:15.877	101.9	29:52.555

19 — 1.Charlie JONES-BEST, 2.Edward THURSTON — JAGUAR E-type E

Lap	D	Time	Sector 1	Sector 2	Sector 3	Kph	Elapsed
1	1	4:06.774	1:26.713	1:45.621	54.440	100.4	4:06.774
2	1	3:35.900	1:00.865	1:40.856	54.179	116.8	7:42.674
3	1	3:55.467 B	57.095	1:53.330	1:05.042	107.1	11:38.141
4	1	5:49.107	2:55.969	1:50.460	1:02.678	72.2	17:27.248
5	1	3:50.444	1:03.011	1:48.411	59.022	109.4	21:17.692
6	1	3:51.906	1:02.964	1:48.916	1:00.026	108.7	25:09.598
7	1	3:52.074	1:04.050	1:47.762	1:00.262	108.6	29:01.672
8	1	4:04.708	1:09.471	1:51.793	1:03.444	103.0	33:06.380

21 — 1.Graeme DODD, 2.James DODD — JAGUAR E-type E

Lap	D	Time	Sector 1	Sector 2	Sector 3	Kph	Elapsed
1	1	3:40.536	57.234	1:45.742	57.560	112.3	3:40.536
2	1	3:40.750	59.846	1:44.295	56.609	114.2	7:21.286
3	1	3:53.238 B	59.880	1:44.868	1:08.490	108.1	11:14.524
4	1	5:13.871	2:26.361	1:47.355	1:00.155	80.3	16:28.395
5	1	3:46.630	1:01.957	1:47.355	57.318	111.3	20:15.025
6	1	3:41.462	59.716	1:45.354	56.392	113.9	23:56.487
7	1	3:42.328	1:01.017	1:44.600	56.711	113.4	27:38.815
8	1	3:48.344	1:01.105	1:48.205	59.034	110.4	31:27.159

25 — 1.John BURTON — JAGUAR XK 120 I

Lap	D	Time	Sector 1	Sector 2	Sector 3	Kph	Elapsed
1	1	4:25.934	1:25.027	1:59.490	1:01.417	93.2	4:25.934
2	1	3:49.074	1:01.730	1:48.358	58.986	110.1	8:15.008
3	1	3:46.355	1:01.201	1:46.674	58.480	111.4	12:01.363
4	1	3:44.879	1:01.475	1:45.222	58.182	112.1	15:46.242
5	1	3:45.184	1:01.099	1:46.010	58.075	112.0	19:31.426
6	1	4:13.626 B	1:01.799	1:56.155	1:15.672	99.4	23:45.052

27 — 1.Stefan ZIEGLER, 2.Martin STRETTON — JAGUAR E-type F

Lap	D	Time	Sector 1	Sector 2	Sector 3	Kph	Elapsed
1	1	4:40.775	1:41.779	1:54.640	1:04.356	88.2	4:40.775
2	1	3:51.859	1:01.175	1:49.652	1:01.032	108.7	8:32.634
3	1	3:57.877	1:02.813	1:52.513	1:02.551	106.0	12:30.511
4	1	3:46.192	1:01.270	1:45.834	59.088	111.5	16:16.703
5	1	4:16.301 B	1:01.056	2:04.593	1:10.652	98.4	20:33.004

35 — 1.Robert GATE — JAGUAR E-Type I

Lap	D	Time	Sector 1	Sector 2	Sector 3	Kph	Elapsed
1	1	4:45.014	1:43.848	1:54.123	1:07.043	86.9	4:45.014

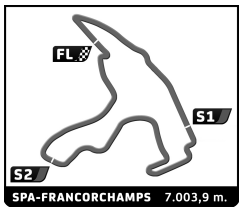

Jaguar Classic Challenge
SPA SIX HOURS
Qualifying
Analysis

Personal Best | Session Best | **B** Crossing the finish line in pit lane

Lap	D	Time	Sector 1	Sector 2	Sector 3	Kph	Elapsed
2	1	3:57.984	1:04.720	1:49.951	1:03.313	105.9	8:42.998
3	1	3:50.975	1:05.097	1:46.239	59.639	109.2	12:33.973
4	1	3:46.889	1:01.759	1:46.433	58.697	111.1	16:20.862
5	1	3:49.756	1:04.003	1:47.311	58.442	109.7	20:10.618
6	1	3:49.014	1:03.485	1:46.612	58.917	110.1	23:59.632
7	1	3:49.191	1:04.502	1:45.762	58.927	110.0	27:48.823
8	1	3:53.846	1:01.389	1:48.875	1:03.582	107.8	31:42.669

36 1.Mark RUSSELL — JAGUAR E Type — F

Lap	D	Time	Sector 1	Sector 2	Sector 3	Kph	Elapsed
1	1	4:29.118	1:26.545	1:59.039	1:03.534	92.1	4:29.118
2	1	3:59.397	1:03.765	1:53.584	1:02.048	105.3	8:28.515
3	1	3:59.447	1:02.800	1:54.363	1:02.284	105.3	12:27.962
4	1	3:55.771	1:03.688	1:51.738	1:00.345	106.9	16:23.733
5	1	3:54.938	1:03.295	1:51.470	1:00.173	107.3	20:18.671
6	1	4:16.834 B	1:04.100	1:52.231	1:20.503	98.2	24:35.505

39 1.Ian SIMMONDS — JAGUAR E-type — F

Lap	D	Time	Sector 1	Sector 2	Sector 3	Kph	Elapsed
1	1	3:56.388	56.158	1:54.660	1:05.570	104.8	3:56.388
2	1	3:58.320	1:07.326	1:50.253	1:00.741	105.8	7:54.708
3	1	3:53.052	1:04.137	1:48.958	59.957	108.2	11:47.760
4	1	3:57.293	1:04.995	1:47.964	1:04.334	106.3	15:45.053
5	1	4:16.625 B	1:06.636	1:53.709	1:16.280	98.3	20:01.678
6	1	5:22.061	2:31.952	1:48.897	1:01.212	78.3	25:23.739
7	1	4:14.070 B	1:05.310	1:51.646	1:17.114	99.2	29:37.809

41 1.John THOMPSON 2.Robert FRANCIS — JAGUAR XK120 — I

Lap	D	Time	Sector 1	Sector 2	Sector 3	Kph	Elapsed
1	1	4:40.111	1:38.317	1:55.700	1:06.094	88.4	4:40.111
2	1	4:00.049	1:06.006	1:52.941	1:01.102	105.0	8:40.160
3	1	4:11.219 B	1:05.536	1:51.244	1:14.439	100.4	12:51.379
4	1	5:16.567	2:17.742	1:56.252	1:02.573	79.6	18:07.946
5	1	3:56.341	1:05.755	1:49.990	1:00.596	106.7	22:04.287
6	1	3:54.745	1:04.787	1:49.002	1:00.956	107.4	25:59.032
7	1	3:51.762	1:02.812	1:48.381	1:00.569	108.8	29:50.794
8	1	3:55.642	1:04.597	1:50.396	1:00.649	107.0	33:46.436

44 1.Julian BRONSON — JAGUAR E-type — E

Lap	D	Time	Sector 1	Sector 2	Sector 3	Kph	Elapsed
1	1	4:41.563	1:51.153	1:48.666	1:01.744	88.0	4:41.563
2	1	3:47.967	1:03.112	1:45.599	59.256	110.6	8:29.530
3	1	3:42.173	1:01.176	1:44.220	56.777	113.5	12:11.703
4	1	3:36.881	59.602	1:41.867	55.412	116.3	15:48.584
5	1	4:01.821 B	59.392	1:52.514	1:09.915	104.3	19:50.405
6	1	4:25.657	1:44.857	1:44.757	56.043	94.9	24:16.062
7	1	4:04.425 B	1:00.262	1:55.684	1:08.479	103.2	28:20.487

52 1.Rhea SAUTTER 2.Andrew NEWALL — JAGUAR E-type — E

Lap	D	Time	Sector 1	Sector 2	Sector 3	Kph	Elapsed
1	1	3:16.876	38.473	1:43.211	55.192	125.8	3:16.876
2	1	3:32.689	57.064	1:41.558	54.067	118.5	6:49.565
3	1	3:31.368	56.500	1:40.763	54.105	119.3	10:20.933
4	1	3:32.152	56.264	1:41.525	54.363	118.8	13:53.085
5	1	3:40.683 B	56.727	1:42.767	1:01.189	114.3	17:33.768
6	1	5:08.745	2:23.143	1:47.030	58.572	81.7	22:42.513
7	1	3:50.921	1:03.383	1:47.021	1:00.517	109.2	26:33.434
8	1	3:54.790	1:02.929	1:50.011	1:01.850	107.4	30:28.224

53 1.John PEARSON 2.Gary PEARSON — JAGUAR E-Type — E

Lap	D	Time	Sector 1	Sector 2	Sector 3	Kph	Elapsed
1	1	4:17.735	1:25.445	1:52.207	1:00.083	96.1	4:17.735
2	1	3:44.443	1:03.726	1:44.536	56.181	112.3	8:02.178
3	1	3:40.273	59.847	1:44.056	56.370	114.5	11:42.451
4	1	3:59.148 B	1:00.838	1:45.963	1:12.347	105.4	15:41.599
5	1	6:31.119	3:54.640	1:40.795	55.684	64.5	22:12.718
6	1	3:31.479	57.006	1:39.884	54.589	119.2	25:44.197
7	1	3:47.985 B	56.856	1:41.138	1:09.991	110.6	29:32.182

55 1.Martin MELLING 2.Jason MINSHAW — JAGUAR E-type — D

Lap	D	Time	Sector 1	Sector 2	Sector 3	Kph	Elapsed
1	1	3:54.030	1:07.823	1:46.064	1:00.143	105.9	3:54.030
2	1	3:41.053	1:00.745	1:43.562	56.746	114.1	7:35.083
3	1	3:39.848	59.691	1:43.434	56.723	114.7	11:14.931
4	1	3:43.006	1:02.033	1:43.098	57.875	113.1	14:57.937
5	1	3:58.023 B	1:03.627	1:44.050	1:10.346	105.9	18:55.960

66 1.Niall MC FADDEN — JAGUAR E-type — D

Lap	D	Time	Sector 1	Sector 2	Sector 3	Kph	Elapsed
1	1	3:56.767	59.074	1:53.191	1:04.502	104.6	3:56.767
2	1	3:58.043	1:11.969	1:46.525	59.549	105.9	7:54.810
3	1	3:46.345	1:01.259	1:47.468	57.618	111.4	11:41.155
4	1	3:50.453	1:02.370	1:48.958	59.125	109.4	15:31.608
5	1	4:24.940 B	1:01.257	2:03.674	1:20.009	95.2	19:56.548
6	1	5:39.514	2:51.532	1:47.616	1:00.366	74.3	25:36.062
7	1	3:51.855	1:03.482	1:47.668	1:00.705	108.7	29:27.917
8	1	4:19.508	1:00.211	2:18.772	1:00.525	97.2	33:47.425

68 1.Marc GORDON — JAGUAR XK150 — A

Lap	D	Time	Sector 1	Sector 2	Sector 3	Kph	Elapsed
1	1	4:06.887 B	1:01.904	1:51.348	1:13.635	100.3	4:06.887
2	1	4:06.476	1:19.296	1:48.237	58.943	102.3	8:13.363
3	1	3:50.645	1:02.560	1:48.550	59.535	109.3	12:04.008
4	1	3:46.547	1:01.609	1:46.543	58.395	111.3	15:50.555
5	1	3:51.882	1:02.502	1:49.437	59.943	108.7	19:42.437
6	1	3:50.695	1:04.649	1:48.026	58.020	109.3	23:33.132
7	1	4:08.157	1:01.823	2:05.461	1:00.873	101.6	27:41.289
8	1	3:50.045	1:02.373	1:49.310	58.362	109.6	31:31.334

71 1.Vincent GAYE 2.Anthony REID — JAGUAR E-type — E

Lap	D	Time	Sector 1	Sector 2	Sector 3	Kph	Elapsed
1	1	5:07.569	2:10.000	1:52.734	1:04.835	80.6	5:07.569
2	1	3:35.717	59.538	1:40.905	55.274	116.9	8:43.286
3	1	3:37.432	57.725	1:43.861	55.846	116.0	12:20.718
4	1	3:36.394	57.916	1:42.366	56.112	116.5	15:57.112
5	1	3:56.616 B	59.153	1:47.044	1:10.419	106.6	19:53.728
6	1	5:27.079	2:34.868	1:51.197	1:01.014	77.1	25:20.807
7	1	3:48.267	1:03.207	1:47.173	57.887	110.5	29:09.074
8	1	3:47.498	1:02.457	1:45.800	59.241	110.8	32:56.572

72 1.Jamie BOOT — JAGUAR E Type — E

Lap	D	Time	Sector 1	Sector 2	Sector 3	Kph	Elapsed
1	1	4:36.136	1:33.582	1:58.119	1:04.435	89.7	4:36.136
2	1	3:54.275	1:04.206	1:47.861	1:02.208	107.6	8:30.411

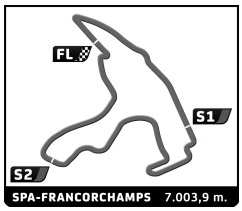

Jaguar Classic Challenge
SPA SIX HOURS
Qualifying
Analysis

Personal Best | Session Best | **B** Crossing the finish line in pit lane

77 — 1.Marcus GRAF VON OEYN — JAGUAR E-Type E

Lap	D	Time	Sector 1	Sector 2	Sector 3	Kph	Elapsed
1	1	5:13.051	2:16.883	1:49.970	1:06.198	79.1	5:13.051
2	1	3:32.306	56.742	1:40.119	55.445	118.8	8:45.357
3	1	3:43.358	59.078	1:44.055	1:00.225	112.9	12:28.715
4	1	3:33.995	57.718	1:41.504	54.773	117.8	16:02.710
5	1	3:38.200	56.062	1:44.686	57.452	115.6	19:40.910
6	1	3:32.407	56.252	1:40.940	55.215	118.7	23:13.317
7	1	3:43.895 B	57.019	1:41.407	1:05.469	112.6	26:57.212
8	1	6:25.778	3:43.601	1:45.461	56.716	65.4	33:22.990

78 — 1.Georg NOLTE, 2.Michael FUNKE — JAGUAR E Type E

Lap	D	Time	Sector 1	Sector 2	Sector 3	Kph	Elapsed
1	1	3:53.246	50.291	1:57.408	1:05.547	106.2	3:53.246
2	1	4:24.057	1:17.267	2:00.015	1:06.775	95.5	8:17.303
3	1	4:21.638	1:11.920	2:01.070	1:08.648	96.4	12:38.941
4	1	4:26.013 B	1:12.481	1:58.459	1:15.073	94.8	17:04.954
5	1	6:17.652	3:40.140	1:42.603	54.909	66.8	23:22.606
6	1	3:32.254	57.870	1:41.059	53.325	118.8	26:54.860
7	1	3:31.675	57.263	1:39.781	54.631	119.1	30:26.535

82 — 1.Robert BINFIELD — JAGUAR E-Type D

Lap	D	Time	Sector 1	Sector 2	Sector 3	Kph	Elapsed
1	1	4:02.809	1:05.627	1:54.918	1:02.264	102.0	4:02.809
2	1	3:54.587	1:06.848	1:48.627	59.112	107.5	7:57.396
3	1	3:50.866	1:02.448	1:48.956	59.462	109.2	11:48.262
4	1	4:04.474 B	1:01.801	1:48.019	1:14.654	103.1	15:52.736

84 — 1.Read GOMM — JAGUAR E Type E

Lap	D	Time	Sector 1	Sector 2	Sector 3	Kph	Elapsed
1	1	4:29.731	1:20.459	2:03.062	1:06.210	91.9	4:29.731
2	1	3:59.332	1:06.981	1:50.958	1:01.393	105.4	8:29.063
3	1	3:59.214	1:05.554	1:52.904	1:00.756	105.4	12:28.277
4	1	3:50.599	1:02.779	1:48.413	59.407	109.3	16:18.876
5	1	3:50.594	1:03.080	1:49.153	58.361	109.3	20:09.470
6	1	3:45.480	1:01.509	1:46.364	57.607	111.8	23:54.950
7	1	3:49.093	1:02.498	1:48.499	58.096	110.1	27:44.043
8	1	4:12.309 B	1:01.144	1:53.291	1:17.874	99.9	31:56.352

85 — 1.Christopher LILLINGSTON, 2.Richard MEINS — JAGUAR E-type E

Lap	D	Time	Sector 1	Sector 2	Sector 3	Kph	Elapsed
1	1	4:42.470	1:52.629	1:48.339	1:01.502	87.7	4:42.470
2	1	3:45.512	1:01.341	1:45.624	58.547	111.8	8:27.982
3	1	3:38.708	59.454	1:43.116	56.138	115.3	12:06.690
4	1	3:49.813 B	58.689	1:43.806	1:07.318	109.7	15:56.503
5	1	5:17.660	2:31.430	1:46.767	59.463	79.4	21:14.163
6	1	3:49.677	1:01.904	1:47.637	1:00.136	109.8	25:03.840
7	1	3:52.463	1:02.714	1:47.732	1:02.017	108.5	28:56.303
8	1	4:05.033	1:06.430	1:52.985	1:05.618	102.9	33:01.336

111 — 1.Oliver BRYANT, 2.Grahame BRYANT — JAGUAR E Type E

Lap	D	Time	Sector 1	Sector 2	Sector 3	Kph	Elapsed
1	1	5:05.972	1:55.704	2:02.544	1:07.724	81.0	5:05.972
2	1	4:10.970	1:11.678	1:55.069	1:04.223	100.5	9:16.942
3	1	4:06.954	1:08.337	1:53.354	1:05.263	102.1	13:23.896
4	1	4:16.636 B	1:07.946	1:51.894	1:16.796	98.2	17:40.532
5	1	5:08.787	2:26.149	1:44.951	57.687	81.7	22:49.319
6	1	3:40.979	1:00.993	1:43.866	56.120	114.1	26:30.298
7	1	3:40.555	59.355	1:44.058	57.142	114.3	30:10.853

120 — 1.Christopher KEITH-LUCAS, 2.Andrew KEITH-LUCAS — JAGUAR XK120 A

Lap	D	Time	Sector 1	Sector 2	Sector 3	Kph	Elapsed
1	1	4:23.629	1:18.662	2:05.209	59.758	94.0	4:23.629
2	1	3:49.069	1:02.658	1:47.655	58.756	110.1	8:12.698
3	1	4:02.618 B	1:01.528	1:48.026	1:13.064	103.9	12:15.316
4	1	6:02.777	2:51.423	2:05.376	1:05.978	69.5	18:18.093
5	1	4:02.225	1:07.480	1:53.439	1:01.306	104.1	22:20.318
6	1	3:54.992	1:03.441	1:51.581	59.970	107.3	26:15.310
7	1	3:53.365	1:02.173	1:51.275	59.917	108.0	30:08.675

150 — 1.Claire KEITH-LUCAS — JAGUAR XK150 A

Lap	D	Time	Sector 1	Sector 2	Sector 3	Kph	Elapsed
1	1	4:33.670	1:23.868	2:05.015	1:04.787	90.5	4:33.670
2	1	4:12.049	1:07.249	1:57.559	1:07.241	100.0	8:45.719
3	1	4:08.419	1:05.640	1:57.623	1:05.156	101.5	12:54.138
4	1	4:05.436	1:07.095	1:55.301	1:03.040	102.7	16:59.574
5	1	4:05.226	1:07.604	1:54.857	1:02.765	102.8	21:04.800
6	1	4:08.778	1:07.402	1:56.517	1:04.859	101.4	25:13.578
7	1	4:15.471	1:07.057	2:01.917	1:06.497	98.7	29:29.049
8	1	4:08.698	1:07.848	1:57.399	1:03.451	101.4	33:37.747

179 — 1.Christopher MILNER, 2.Nigel GREENSALL — JAGUAR E-type D

Lap	D	Time	Sector 1	Sector 2	Sector 3	Kph	Elapsed
1	1	3:55.037	57.643	1:53.826	1:03.568	105.4	3:55.037
2	1	3:47.393	1:02.485	1:46.466	58.442	110.9	7:42.430
3	1	3:46.170	1:00.468	1:46.171	59.531	111.5	11:28.600
4	1	3:46.751	1:00.888	1:46.584	59.279	111.2	15:15.351
5	1	3:58.104 B	1:01.694	1:47.827	1:08.583	105.9	19:13.455
6	1	5:20.713	2:40.145	1:44.567	56.001	78.6	24:34.168
7	1	3:37.451	58.369	1:42.749	56.333	116.0	28:11.619
8	1	3:34.208	58.197	1:41.753	54.258	117.7	31:45.827

266 — 1.Michael CULLEN, 2.Patrick SHOVLIN — JAGUAR E-type E

Lap	D	Time	Sector 1	Sector 2	Sector 3	Kph	Elapsed
1	1	3:36.586	49.164	1:47.751	59.671	114.4	3:36.586
2	1	3:46.064	1:03.277	1:46.288	56.499	111.5	7:22.650
3	1	3:41.909	1:00.485	1:43.829	57.595	113.6	11:04.559
4	1	4:22.296 B	1:06.149	1:58.236	1:17.911	96.1	15:26.855
5	1	9:27.848	6:44.770	1:45.181	57.897	44.4	24:54.703
6	1	3:46.611	1:01.916	1:44.735	59.960	111.3	28:41.314
7	1	4:10.012	1:06.845	1:54.414	1:08.753	100.9	32:51.326

GRAF VON FABER-CASTELL

JAGUAR -CLASSIC-

GRID 11
Jaguar Classic Challenge

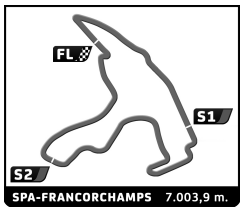

Jaguar Classic Challenge
SPA SIX HOURS
Race (61')

Starting Grid

Simon BUTLER	10	- 18 -	92	Julian THOMAS
4:05.226 Claire KEITH-LUCAS	150	- 17 -	9	Benjamin EASTICK
3:53.052 Ian SIMMONDS	39	- 16 -	36	3:54.938 Mark RUSSELL
3:50.866 Robert BINFIELD	82	- 15 -	41	3:51.762 John THOMPSON
3:48.182 Jamie BOOT	72	- 14 -	120	3:49.069 Christopher KEITH-LUCAS
3:46.547 Marc GORDON	68	- 13 -	35	3:46.889 Robert GATE
3:46.193 Paul CASTALDINI	15	- 12 -	66	3:46.345 Niall MC FADDEN
3:46.148 Tim MOGRIDGE	4	- 11 -	27	3:46.192 Stefan ZIEGLER
3:44.879 John BURTON	25	- 10 -	84	3:45.480 Read GOMM
3:41.909 Michael CULLEN	266	- 9 -	7	3:42.365 Mark DONNOR
3:40.555 Oliver BRYANT	111	- 8 -	21	3:40.750 Graeme DODD
3:39.589 John SPIERS	6	- 7 -	55	3:39.848 Martin MELLING
3:37.667 Richard KENT	8	- 6 -	85	3:38.708 Christopher LILLINGSTON-PRICE
3:35.900 Charlie JONES-BEST	19	- 5 -	44	3:36.881 Julian BRONSON
3:35.655 Carlos MONTEVERDE	14	- 4 -	71	3:35.717 Vincent GAYE
3:32.306 Marcus GRAF VON OEYNHAUSEN	77	- 3 -	179	3:34.208 Christopher MILNER
3:31.675 Georg NOLTE	78	- 2 -	11	3:31.890 Robert FARRELL
3:31.368 Rhea SAUTTER	52	- 1 -	53	3:31.479 John PEARSON

Pole

Stewards	Timekeeper: Alberto Estébanez

SEPTEMBER 25, 26, 27, 28, 29 • 2019

GRAF VON FABER-CASTELL

JAGUAR -CLASSIC-

GRID 11
Jaguar Classic Challenge



Jaguar Classic Challenge
SPA SIX HOURS
Race ((61'))
Final Classification

		Drivers	Team	Vehicle	Class	Laps	Total Time	Gap	Kph	Best Lap Lap	Best Lap Time	Best Lap Kph
1	11	R. FARRELL/D. COYNE		JAGUAR E-Type	F	16	**59:00.549**	-	113.8	6	**3:35.181**	117.2
2	77	M. GRAF VON OEYNHAUSEN		JAGUAR E-Type	E	16	**59:13.200**	+12.651	113.4	9	**3:33.663**	118.0
3	53	J. PEARSON/G. PEARSON		JAGUAR E-Type	E	16	**59:22.387**	+21.838	113.1	7	**3:33.429**	118.1
4	27	S. ZIEGLER/M. STRETTON		JAGUAR E-type	F	16	**1:00:16.127**	+1:15.578	111.4	10	**3:32.181**	118.8
5	71	V. GAYE/A. REID		JAGUAR E-type	E	16	**1:00:37.555**	+1:37.006	110.8	15	**3:37.424**	116.0
6	52	R. SAUTTER/A. NEWALL		JAGUAR E-type	E	16	**1:00:56.917**	+1:56.368	110.2	7	**3:34.872**	117.3
7	25	J. BURTON		JAGUAR XK 120	I	16	**1:01:00.802**	+2:00.253	110.1	11	**3:37.156**	116.1
8	19	C. JONES-BEST/E. THURSTON		JAGUAR E-type	E	16	**1:01:08.523**	+2:07.974	109.8	7	**3:34.670**	117.5
9	6	J. SPIERS		JAGUAR E Type	E	16	**1:01:25.850**	+2:25.301	109.3	15	**3:39.765**	114.7
10	179	C. MILNER/N. GREENSALL		JAGUAR E-type	D	16	**1:01:36.281**	+2:35.732	109.0	15	**3:34.172**	117.7
11	44	J. BRONSON		JAGUAR E-type	E	16	**1:02:00.913**	+3:00.364	108.3	7	**3:41.802**	113.7
12	266	M. CULLEN/P. SHOVLIN		JAGUAR E-type	E	16	**1:02:52.694**	+3:52.145	106.8	6	**3:46.196**	111.5
13	55	M. MELLING/J. MINSHAW		JAGUAR E-type	D	16	**1:03:10.176**	+4:09.627	106.3	5	**3:37.926**	115.7
14	84	R. GOMM		JAGUAR E Type	E	15	**59:10.956**	1 Lap	106.4	12	**3:45.136**	112.0
15	82	R. BINFIELD		JAGUAR E-Type	D	15	**59:17.625**	1 Lap	106.2	13	**3:45.819**	111.7
16	72	J. BOOT		JAGUAR E Type	E	15	**59:33.225**	1 Lap	105.7	6	**3:46.721**	111.2
17	111	O. BRYANT/G. BRYANT		JAGUAR E Type	E	15	**59:34.064**	1 Lap	105.7	13	**3:38.947**	115.2
18	66	N. MC FADDEN		JAGUAR E-type	D	15	**1:00:08.300**	1 Lap	104.7	4	**3:49.386**	109.9
19	35	R. GATE		JAGUAR E-Type	I	15	**1:00:16.877**	1 Lap	104.4	13	**3:46.254**	111.4
20	4	T. MOGRIDGE		JAGUAR E-type	F	15	**1:00:21.066**	1 Lap	104.3	14	**3:51.665**	108.8
21	68	M. GORDON		JAGUAR XK150	A	15	**1:00:38.857**	1 Lap	103.8	4	**3:51.418**	109.0
22	120	C. KEITH-LUCAS/A. KEITH-LUCAS		JAGUAR XK120	A	15	**1:00:38.885**	1 Lap	103.8	5	**3:49.255**	110.0
23	14	C. MONTEVERDE/G. PEARSON		JAGUAR E-Type	E	15	**1:01:27.778**	1 Lap	102.4	12	**3:39.314**	115.0
24	9	B. EASTICK/K. JONES		JAGUAR D-Type	C	15	**1:01:31.824**	1 Lap	102.3	13	**3:54.659**	107.5
25	15	P. CASTALDINI/M. CASTALDINI		JAGUAR E-type	F	15	**1:01:35.465**	1 Lap	102.2	7	**3:51.147**	109.1
26	41	J. THOMPSON/R. FRANCIS		JAGUAR XK120	I	15	**1:03:08.607**	1 Lap	99.7	7	**3:52.539**	108.4
27	85	C. LILLINGSTON-PRICE/R. MEINS		JAGUAR E-type	E	14	**54:58.313**	2 Laps	106.9	5	**3:42.776**	113.2
28	39	I. SIMMONDS		JAGUAR E-type	F	14	**1:00:20.511**	2 Laps	97.4	10	**3:59.012**	105.5
29	78	G. NOLTE/M. FUNKE		JAGUAR E Type	E	4	**17:34.453**	12 Laps	95.2	3	**4:16.016**	98.5
30	8	R. KENT/J. OSBORNE		JAGUAR E-type	E	3	**11:07.527**	13 Laps	112.7	3	**3:37.849**	115.7
31	36	M. RUSSELL		JAGUAR E Type	F	3	**12:37.971**	13 Laps	99.2	2	**3:57.674**	106.1
32	21	G. DODD/J. DODD		JAGUAR E-type	E	1	**4:08.219**	15 Laps	99.8			
33	7	M. DONNOR		JAGUAR E-type	E	1	**4:22.199**	15 Laps	94.5			
34	150	C. KEITH-LUCAS		JAGUAR XK150	A							

Not started

10	S. BUTLER/M. RICH	JAGUAR E-type	E	
92	J. THOMAS/C. LOCKIE	JAGUAR E Type	E	

Pole Position		R. SAUTTER	**3:31.368**	119.3 Kph
Fastest Lap	Lap 10	Stefan ZIEGLER	**3:32.181**	118.8 Kph

Car #66 - 5 Seconds penalty due to track limits

Published at: .....

Track Status: **WET**

Stewards	**Timekeeper:** Alberto Estébanez

SEPTEMBER 25, 26, 27, 28, 29 • 2019

GRAF VON FABER-CASTELL

JAGUAR -CLASSIC-

GRID 11
Jaguar Classic Challenge



Jaguar Classic Challenge
SPA SIX HOURS
Race
Final Classification by Class

	Nr.	Drivers	Team	Car	Laps	Total Time	Gap	Kph	Best Lap Lap	Best Lap Time	Best Lap Kph
A											
1	68	M. GORDON		JAGUAR XK150	15	1:00:38.857		103.8	4	3:51.418	109.0
2	120	C. KEITH-LUCAS / A. KEITH-LUCAS		JAGUAR XK120	15	1:00:38.885	+0.028	103.8	5	3:49.255	110.0
3	150	C. KEITH-LUCAS		JAGUAR XK150							
C											
1	9	B. EASTICK / K. JONES		JAGUAR D-Type	15	1:01:31.824		102.3	13	3:54.659	107.5
D											
1	179	C. MILNER / N. GREENSALL		JAGUAR E-type	16	1:01:36.281		109.0	15	3:34.172	117.7
2	55	M. MELLING / J. MINSHAW		JAGUAR E-type	16	1:03:10.176	+1'33.895	106.3	5	3:37.926	115.7
3	82	R. BINFIELD		JAGUAR E-Type	15	59:17.625	1 Laps	106.2	13	3:45.819	111.7
4	66	N. MC FADDEN		JAGUAR E-type	15	1:00:08.300	1 Laps	104.7	4	3:49.386	109.9
E											
1	77	M. GRAF VON OEYNHAUSEN		JAGUAR E-Type	16	59:13.200		113.4	9	3:33.663	118.0
2	53	J. PEARSON / G. PEARSON		JAGUAR E-Type	16	59:22.387	+9.187	113.1	7	3:33.429	118.1
3	71	V. GAYE / A. REID		JAGUAR E-type	16	1:00:37.555	+1'24.355	110.8	15	3:37.424	116.0
4	52	R. SAUTTER / A. NEWALL		JAGUAR E-type	16	1:00:56.917	+1'43.717	110.2	7	3:34.872	117.3
5	19	C. JONES-BEST / E. THURSTON		JAGUAR E-type	16	1:01:08.523	+1'55.323	109.8	7	3:34.670	117.5
6	6	J. SPIERS		JAGUAR E Type	16	1:01:25.850	+2'12.650	109.3	15	3:39.765	114.7
7	44	J. BRONSON		JAGUAR E-type	16	1:02:00.913	+2'47.713	108.3	7	3:41.802	113.7
8	266	M. CULLEN / P. SHOVLIN		JAGUAR E-type	16	1:02:52.694	+3'39.494	106.8	6	3:46.196	111.5
9	84	R. GOMM		JAGUAR E Type	15	59:10.956	1 Laps	106.4	12	3:45.136	112.0
10	72	J. BOOT		JAGUAR E Type	15	59:33.225	1 Laps	105.7	6	3:46.721	111.2
11	111	O. BRYANT / G. BRYANT		JAGUAR E Type	15	59:34.064	1 Laps	105.7	13	3:38.947	115.2
12	14	C. MONTEVERDE / G. PEARSON		JAGUAR E-Type	15	1:01:27.778	1 Laps	102.4	12	3:39.314	115.0
13	85	C. LILLINGSTON-PRICE / R. MEINS		JAGUAR E-type	14	54:58.313	2 Laps	106.9	5	3:42.776	113.2
14	78	G. NOLTE / M. FUNKE		JAGUAR E Type	4	17:34.453	12 Laps	95.2	3	4:16.016	98.5
15	8	R. KENT / J. OSBORNE		JAGUAR E-type	3	11:07.527	13 Laps	112.7	3	3:37.849	115.7
16	21	G. DODD / J. DODD		JAGUAR E-type	1	4:08.219	15 Laps	99.8			
17	7	M. DONNOR		JAGUAR E-type	1	4:22.199	15 Laps	94.5			
Not started											
	10	S. BUTLER / M. RICH		JAGUAR E-type							
	92	J. THOMAS / C. LOCKIE		JAGUAR E Type							
F											
1	11	R. FARRELL / D. COYNE		JAGUAR E-Type	16	59:00.549		113.8	6	3:35.181	117.2
2	27	S. ZIEGLER / M. STRETTON		JAGUAR E-type	16	1:00:16.127	+1'15.578	111.4	10	3:32.181	118.8
3	4	T. MOGRIDGE		JAGUAR E-type	15	1:00:21.066	1 Laps	104.3	14	3:51.665	108.8
4	15	P. CASTALDINI / M. CASTALDINI		JAGUAR E-type	15	1:01:35.465	1 Laps	102.2	7	3:51.147	109.1
5	39	I. SIMMONDS		JAGUAR E-type	14	1:00:20.511	2 Laps	97.4	10	3:59.012	105.5
6	36	M. RUSSELL		JAGUAR E Type	3	12:37.971	13 Laps	99.2	2	3:57.674	106.1
I											
1	25	J. BURTON		JAGUAR XK 120	16	1:01:00.802		110.1	11	3:37.156	116.1
2	35	R. GATE		JAGUAR E-Type	15	1:00:16.877	1 Laps	104.4	13	3:46.254	111.4
3	41	J. THOMPSON / R. FRANCIS		JAGUAR XK120	15	1:03:08.607	1 Laps	99.7	7	3:52.539	108.4

Car #66 - 5 Seconds penalty due to track limits

Track Status: **WET**

Published at: .....

Stewards	Timekeeper: Alberto Estébanez

SEPTEMBER 25, 26, 27, 28, 29 • 2019

GRAF VON FABER-CASTELL

JAGUAR -CLASSIC-

GRID 11
Jaguar Classic Challenge



Jaguar Classic Challenge
SPA SIX HOURS
Race
Final Classification by Group

	Nr.	Drivers	Team	Car	Laps	Total Time	Gap	Kph	Best Lap Lap	Best Lap Time	Best Lap Kph
1											
1	11	R. FARRELL / D. COYNE		JAGUAR E-Type	16	59:00.549		113.8	6	3:35.181	117.2
2	77	M. GRAF VON OEYNHAUSEN		JAGUAR E-Type	16	59:13.200	+12.651	113.4	9	3:33.663	118.0
3	53	J. PEARSON / G. PEARSON		JAGUAR E-Type	16	59:22.387	+21.838	113.1	7	3:33.429	118.1
4	27	S. ZIEGLER / M. STRETTON		JAGUAR E-type	16	1:00:16.127	+1'15.578	111.4	10	3:32.181	118.8
5	71	V. GAYE / A. REID		JAGUAR E-type	16	1:00:37.555	+1'37.006	110.8	15	3:37.424	116.0
6	52	R. SAUTTER / A. NEWALL		JAGUAR E-type	16	1:00:56.917	+1'56.368	110.2	7	3:34.872	117.3
7	25	J. BURTON		JAGUAR XK 120	16	1:01:00.802	+2'00.253	110.1	11	3:37.156	116.1
8	19	C. JONES-BEST / E. THURSTON		JAGUAR E-type	16	1:01:08.523	+2'07.974	109.8	7	3:34.670	117.5
9	6	J. SPIERS		JAGUAR E Type	16	1:01:25.850	+2'25.301	109.3	15	3:39.765	114.7
10	179	C. MILNER / N. GREENSALL		JAGUAR E-type	16	1:01:36.281	+2'35.732	109.0	15	3:34.172	117.7
11	44	J. BRONSON		JAGUAR E-type	16	1:02:00.913	+3'00.364	108.3	7	3:41.802	113.7
12	266	M. CULLEN / P. SHOVLIN		JAGUAR E-type	16	1:02:52.694	+3'52.145	106.8	6	3:46.196	111.5
13	55	M. MELLING / J. MINSHAW		JAGUAR E-type	16	1:03:10.176	+4'09.627	106.3	5	3:37.926	115.7
14	84	R. GOMM		JAGUAR E Type	15	59:10.956	1 Laps	106.4	12	3:45.136	112.0
15	82	R. BINFIELD		JAGUAR E-Type	15	59:17.625	1 Laps	106.2	13	3:45.819	111.7
16	72	J. BOOT		JAGUAR E Type	15	59:33.225	1 Laps	105.7	6	3:46.721	111.2
17	111	O. BRYANT / G. BRYANT		JAGUAR E Type	15	59:34.064	1 Laps	105.7	13	3:38.947	115.2
18	66	N. MC FADDEN		JAGUAR E-type	15	1:00:08.300	1 Laps	104.7	4	3:49.386	109.9
19	35	R. GATE		JAGUAR E-Type	15	1:00:16.877	1 Laps	104.4	13	3:46.254	111.4
20	4	T. MOGRIDGE		JAGUAR E-type	15	1:00:21.066	1 Laps	104.3	14	3:51.665	108.8
21	68	M. GORDON		JAGUAR XK150	15	1:00:38.857	1 Laps	103.8	4	3:51.418	109.0
22	120	C. KEITH-LUCAS / A. KEITH-LUCAS		JAGUAR XK120	15	1:00:38.885	1 Laps	103.8	5	3:49.255	110.0
23	14	C. MONTEVERDE / G. PEARSON		JAGUAR E-Type	15	1:01:27.778	1 Laps	102.4	12	3:39.314	115.0
24	9	B. EASTICK / K. JONES		JAGUAR D-Type	15	1:01:31.824	1 Laps	102.3	13	3:54.659	107.5
25	15	P. CASTALDINI / M. CASTALDINI		JAGUAR E-type	15	1:01:35.465	1 Laps	102.2	7	3:51.147	109.1
26	41	J. THOMPSON / R. FRANCIS		JAGUAR XK120	15	1:03:08.607	1 Laps	99.7	7	3:52.539	108.4
27	85	C. LILLINGSTON-PRICE / R. MEINS		JAGUAR E-type	14	54:58.313	2 Laps	106.9	5	3:42.776	113.2
28	39	I. SIMMONDS		JAGUAR E-type	14	1:00:20.511	2 Laps	97.4	10	3:59.012	105.5
29	78	G. NOLTE / M. FUNKE		JAGUAR E Type	4	17:34.453	12 Laps	95.2	3	4:16.016	98.5
30	8	R. KENT / J. OSBORNE		JAGUAR E-type	3	11:07.527	13 Laps	112.7	3	3:37.849	115.7
31	36	M. RUSSELL		JAGUAR E Type	3	12:37.971	13 Laps	99.2	2	3:57.674	106.1
32	21	G. DODD / J. DODD		JAGUAR E-type	1	4:08.219	15 Laps	99.8			
33	7	M. DONNOR		JAGUAR E-type	1	4:22.199	15 Laps	94.5			
34	150	C. KEITH-LUCAS		JAGUAR XK150							
Not started											
	10	S. BUTLER / M. RICH		JAGUAR E-type							
	92	J. THOMAS / C. LOCKIE		JAGUAR E Type							

Car #66 - 5 Seconds penalty due to track limits

Track Status: **WET**

Published at: .....

Stewards

Timekeeper:
Alberto Estébanez

SEPTEMBER 25, 26, 27, 28, 29 • 2019

GRAF VON FABER-CASTELL

JAGUAR -CLASSIC-

GRID 11
Jaguar Classic Challenge



Jaguar Classic Challenge
SPA SIX HOURS
Race
Lap Chart

Nr	Pos	Grid	LAP 1	2	3	4	5	6	7	8	9	10	11	12	13	14	15	16
52	1	52	52	52	52	52	52	52	52	52	52	52	52	11	11	11	11	11
53	2	53	11	11	11	11	11	11	53	11	11	11	11	53	53	77	77	77
78	3	78	53	53	53	53	53	53	11	53	27	27	27	77	77	53	53	53
11	4	11	77	77	77	77	77	77	27	27	77	77	53	27	27	27	27	27
77	5	77	71	71	71	71	27	27	77	77	19	19	77	52	52	52	52	71
179	6	179	55	55	19	19	19	19	19	19	55	55	19	19	19	19	71	52
14	7	14	14	19	8	27	55	55	55	55	71	53	71	71	71	71	19	25
71	8	71	19	8	27	55	71	71	71	71	14	6	14	14	25	25	25	19
19	9	19	8	27	55	14	14	14	14	14	53	71	55	25	6	6	6	6
44	10	44	27	14	14	85	85	85	85	44	25	14	25	6	55	179	179	179
8	11	8	85	85	85	266	44	44	44	25	44	25	6	55	44	44	44	44
85	12	85	266	266	266	44	266	25	25	85	6	82	44	44	179	55	266	266
6	13	6	6	25	6	25	25	266	6	6	266	44	85	179	266	85	55	55
55	14	55	25	6	44	6	6	6	266	266	82	85	266	266	85	266	84	
111	15	111	21	44	25	66	66	66	179	72	72	266	179	85	84	84	82	
21	16	21	179	66	66	179	179	179	66	179	84	179	84	84	82	82	72	
266	17	266	66	179	179	72	72	72	72	84	85	84	82	82	72	72	111	
7	18	7	44	4	72	4	120	84	84	82	179	66	72	72	66	111	66	
25	19	25	4	72	4	120	84	120	82	66	66	72	66	66	111	66	35	
84	20	84	120	120	120	84	82	82	120	120	4	4	4	111	4	35	4	
4	21	4	84	84	84	82	4	4	15	15	120	120	111	4	35	4	68	
27	22	27	15	15	82	68	68	15	68	68	68	35	35	35	68	68	120	
15	23	15	72	82	15	15	15	68	35	35	15	68	120	120	120	120	14	
66	24	66	7	68	68	9	35	35	4	9	35	111	68	68	15	15	9	
68	25	68	68	9	9	35	9	9	9	41	111	15	15	15	9	9	15	
35	26	35	82	36	35	41	41	41	41	4	9	9	9	9	14	14	41	
72	27	72	78	39	36	111	111	39	111	111	41	41	41	41	41	41		
120	28	120	39	41	41	78	39	111	39	39	39	39	39	39	39	39		
82	29	82	9	78	78	39												
41	30	41	111	35	111													
39	31	39	41	111	39													
36	32	36	36															
150	33	150	35															
9	34	9																
10	35	10																
92	36	92																

SPA SIX HOURS FRANCORCHAMPS
SEPTEMBER 25, 26, 27, 28, 29 • 2019

GRAF VON FABER-CASTELL

JAGUAR -CLASSIC-

GRID 11
Jaguar Classic Challenge



Jaguar Classic Challenge
SPA SIX HOURS
Race
Best Sector Times

	SECTOR 1		SECTOR 2		SECTOR 3							
Pos	Driver	Time	Driver	Time	Driver	Time	Pos	Team	Cl	Ideal Lap	Best Lap	
1	27 S.ZIEGLER	56.181	53 J.PEARSON	1:40.905	27 S.ZIEGLER	54.021	1	27	F	3:31.352	3:32.181	(1)
2	77 M.GRAF VON OEYNHAUSEN	56.348	11 R.FARRELL	1:41.016	77 M.GRAF VON OEYNHAUSEN	54.510	2	77	E	3:32.699	3:33.663	(3)
3	53 J.PEARSON	56.683	27 S.ZIEGLER	1:41.150	179 C.MILNER	54.663	3	53	E	3:32.732	3:33.429	(2)
4	179 C.MILNER	56.747	25 J.BURTON	1:41.562	11 R.FARRELL	54.693	4	11	F	3:33.589	3:35.181	(7)
5	19 C.JONES-BEST	57.170	19 C.JONES-BEST	1:41.608	52 R.SAUTTER	54.801	5	179	D	3:33.627	3:34.172	(4)
6	14 C.MONTEVERDE	57.268	77 M.GRAF VON OEYNHAUSEN	1:41.841	19 C.JONES-BEST	55.130	6	19	E	3:33.908	3:34.670	(5)
7	52 R.SAUTTER	57.269	179 C.MILNER	1:42.217	53 J.PEARSON	55.144	7	52	E	3:34.349	3:34.872	(6)
8	71 V.GAYE	57.524	52 R.SAUTTER	1:42.279	25 J.BURTON	55.584	8	25	I	3:36.482	3:37.156	(8)
9	55 M.MELLING	57.527	8 R.KENT	1:42.421	55 M.MELLING	55.757	9	55	D	3:36.557	3:37.926	(11)
10	11 R.FARRELL	57.880	55 M.MELLING	1:43.273	111 O.BRYANT	55.790	10	71	E	3:37.415	3:37.424	(9)
11	6 J.SPIERS	58.633	14 C.MONTEVERDE	1:43.353	71 V.GAYE	56.295	11	14	E	3:37.788	3:39.314	(13)
12	111 O.BRYANT	58.635	111 O.BRYANT	1:43.432	44 J.BRONSON	56.515	12	8	E	3:37.849	3:37.849	(10)
13	8 R.KENT	58.662	71 V.GAYE	1:43.596	8 R.KENT	56.766	13	111	E	3:37.857	3:38.947	(12)
14	85 C.LILLINGSTON-PRICE	58.803	6 J.SPIERS	1:43.940	6 J.SPIERS	57.038	14	6	E	3:39.611	3:39.765	(14)
15	44 J.BRONSON	58.979	35 R.GATE	1:45.484	14 C.MONTEVERDE	57.167	15	44	E	3:40.989	3:41.802	(15)
16	25 J.BURTON	59.336	44 J.BRONSON	1:45.495	84 R.GOMM	57.450	16	85	E	3:42.337	3:42.776	(16)
17	82 R.BINFIELD	59.641	85 C.LILLINGSTON-PRICE	1:45.771	85 C.LILLINGSTON-PRICE	57.763	17	84	E	3:44.301	3:45.136	(17)
18	84 R.GOMM	1:00.031	266 M.CULLEN	1:45.920	82 R.BINFIELD	57.800	18	266	E	3:44.651	3:46.196	(19)
19	266 M.CULLEN	1:00.175	72 J.BOOT	1:46.797	35 R.GATE	57.868	19	82	D	3:44.790	3:45.819	(18)
20	66 N.MC FADDEN	1:00.579	84 R.GOMM	1:46.820	15 P.CASTALDINI	58.148	20	35	I	3:44.992	3:46.254	(20)
21	72 J.BOOT	1:00.975	66 N.MC FADDEN	1:47.018	72 J.BOOT	58.418	21	72	E	3:46.190	3:46.721	(21)
22	68 M.GORDON	1:01.569	82 R.BINFIELD	1:47.349	266 M.CULLEN	58.556	22	66	D	3:46.806	3:49.386	(23)
23	35 R.GATE	1:01.640	120 C.KEITH-LUCAS	1:47.734	120 C.KEITH-LUCAS	58.910	23	120	A	3:48.407	3:49.255	(22)
24	120 C.KEITH-LUCAS	1:01.763	68 M.GORDON	1:47.802	68 M.GORDON	59.052	24	68	A	3:48.423	3:51.418	(25)
25	4 T.MOGRIDGE	1:01.882	15 P.CASTALDINI	1:48.408	66 N.MC FADDEN	59.209	25	15	F	3:49.568	3:51.147	(24)
26	9 B.EASTICK	1:02.104	21 G.DODD	1:49.022	4 T.MOGRIDGE	59.807	26	4	F	3:51.201	3:51.665	(26)
27	41 J.THOMPSON	1:02.689	4 T.MOGRIDGE	1:49.512	41 J.THOMPSON	59.854	27	41	I	3:52.539	3:52.539	(27)
28	36 M.RUSSELL	1:02.893	41 J.THOMPSON	1:49.996	9 B.EASTICK	1:00.600	28	9	C	3:53.558	3:54.659	(28)
29	15 P.CASTALDINI	1:03.012	9 B.EASTICK	1:50.854	36 M.RUSSELL	1:01.643	29	36	F	3:55.954	3:57.674	(29)
30	39 I.SIMMONDS	1:03.350	39 I.SIMMONDS	1:51.212	39 I.SIMMONDS	1:01.802	30	39	F	3:56.364	3:59.012	(30)
31	78 G.NOLTE	1:10.693	36 M.RUSSELL	1:51.418	78 G.NOLTE	1:06.511	31	78	E	4:16.016	4:16.016	(31)

SEPTEMBER 25, 26, 27, 28, 29 • 2019

GRAF VON FABER-CASTELL

JAGUAR -CLASSIC-

GRID 11
Jaguar Classic Challenge

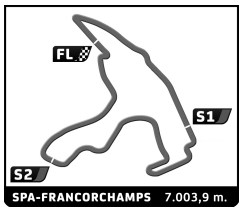

Jaguar Classic Challenge
SPA SIX HOURS
After Race

Event maximum speed

Team	Car	Class	Driver	Top Speed	Lap	Session
77	JAGUAR E-Type	E	Marcus GRAF VON OEYNHAUSEN	182.4	15	Race
55	JAGUAR E-type	D	Martin MELLING	176.8	9	Race
53	JAGUAR E-Type	E	John PEARSON	175.9	6	Qualifying
27	JAGUAR E-type	F	Stefan ZIEGLER	173.6	5	Race
6	JAGUAR E Type	E	John SPIERS	173.6	5	Qualifying
85	JAGUAR E-type	E	Christopher LILLINGSTON-PRICE	173.4	5	Race
25	JAGUAR XK 120	I	John BURTON	172.0	6	Race
41	JAGUAR XK120	I	John THOMPSON	170.3	7	Race
66	JAGUAR E-type	D	Niall MC FADDEN	169.5	3	Race
111	JAGUAR E Type	E	Oliver BRYANT	167.4	15	Race
82	JAGUAR E-Type	D	Robert BINFIELD	167.4	13	Race
179	JAGUAR E-type	D	Christopher MILNER	166.7	12	Race
11	JAGUAR E-Type	F	Robert FARRELL	166.4	15	Race
7	JAGUAR E-type	E	Mark DONNOR	166.2	7	Qualifying
19	JAGUAR E-type	E	Charlie JONES-BEST	165.9	9	Race
14	JAGUAR E-Type	E	Carlos MONTEVERDE	165.6	5	Race
266	JAGUAR E-type	E	Michael CULLEN	165.6	8	Race
71	JAGUAR E-type	E	Vincent GAYE	164.1	16	Race
84	JAGUAR E Type	E	Read GOMM	163.6	12	Race
52	JAGUAR E-type	E	Rhea SAUTTER	163.4	8	Race
44	JAGUAR E-type	E	Julian BRONSON	160.5	5	Race
72	JAGUAR E Type	E	Jamie BOOT	160.5	10	Race
68	JAGUAR XK150	A	Marc GORDON	160.0	12	Race
4	JAGUAR E-type	F	Tim MOGRIDGE	159.3	12	Race
150	JAGUAR XK150	A	Claire KEITH-LUCAS	157.2	7	Qualifying
8	JAGUAR E-type	E	Richard KENT	156.5	3	Race
120	JAGUAR XK120	A	Christopher KEITH-LUCAS	156.1	13	Race
39	JAGUAR E-type	F	Ian SIMMONDS	155.8	7	Race
35	JAGUAR E-Type	I	Robert GATE	154.7	7	Race
78	JAGUAR E Type	E	Georg NOLTE	154.1	7	Qualifying
9	JAGUAR D-Type	C	Benjamin EASTICK	153.8	9	Race
15	JAGUAR E-type	F	Paul CASTALDINI	149.4	10	Race
21	JAGUAR E-type	E	Graeme DODD	143.6	3	Qualifying
36	JAGUAR E Type	F	Mark RUSSELL	137.6	2	Qualifying

SEPTEMBER 25, 26, 27, 28, 29 • 2019

GRAF VON FABER-CASTELL

JAGUAR -CLASSIC-

GRID 11
Jaguar Classic Challenge



Jaguar Classic Challenge
SPA SIX HOURS
Race
Analysis by lap

Lapped

Lap 1

Nr	Lap Time	Gap
52	3:34.763	
11	3:35.419	0.656
53	3:38.712	3.949
77	3:39.895	5.132
71	3:45.610	10.847
55	3:46.701	11.938
14	3:47.190	12.427
19	3:47.809	13.046
8	3:48.542	13.779
27	3:53.209	18.446
85	4:01.672	26.909
266	4:02.635	27.872
6	4:04.618	29.855
25	4:05.081	30.318
21	4:08.219	33.456
179	4:11.590	36.827
66	4:11.821	37.058
44	4:12.389	37.626
4	4:17.696	42.933
120	4:19.241	44.478
84	4:20.548	45.785
15	4:21.532	46.769
72	4:21.676	46.913
7	4:22.199	47.436
68	4:22.942	48.179
82	4:23.089	48.326
78	4:24.712	49.949
39	4:25.052	50.289
9	4:26.254	51.491
111	4:29.103	54.340
41	4:30.594	55.831
36	4:31.860	57.097
35	4:35.574	1:00.811

Lap 2

Nr	Lap Time	Gap
52	3:35.460	
11	3:36.531	1.727
53	3:36.696	5.185
77	3:38.751	8.423
71	3:39.918	15.305
55	3:40.656	17.134
19	3:40.702	18.288
8	3:41.136	19.455
27	3:37.546	20.532
14	3:47.028	23.995
85	3:48.630	40.079
266	3:48.235	40.647
25	3:46.131	40.989
6	3:49.844	44.239
44	3:44.406	46.572
66	3:50.009	51.607
179	4:01.800	1:03.167
4	3:57.050	1:04.523
72	3:54.376	1:05.829
120	3:58.125	1:07.143
84	3:57.846	1:08.171
15	3:58.439	1:09.748
82	3:57.833	1:10.699
68	3:58.130	1:10.849
9	4:00.155	1:16.186
36	3:57.674	1:19.311
39	4:14.337	1:29.166
41	4:14.261	1:34.632
78	4:21.298	1:35.787
35	4:10.572	1:35.923
111	4:18.735	1:37.615

Lap 3

Nr	Lap Time	Gap
52	3:35.657	
11	3:36.191	2.261
53	3:35.822	5.350
77	3:36.426	9.192
71	3:39.906	19.554
19	3:37.947	20.578
8	3:37.849	21.647
27	3:38.633	23.508
55	3:42.223	23.700
14	3:44.577	32.915
85	3:44.977	49.399
266	3:48.409	53.399
6	3:48.211	56.793
44	3:46.554	57.469
25	3:54.428	59.760
66	3:54.576	1:10.526
179	3:54.998	1:22.508
72	3:53.696	1:23.868
4	3:57.729	1:26.595
120	3:55.322	1:26.808
84	3:55.273	1:27.787
82	3:53.469	1:28.511
15	3:55.578	1:29.669
68	3:55.613	1:30.805
9	3:59.247	1:39.776
35	3:51.524	1:51.790
36	4:08.437	1:52.091
41	3:58.446	1:57.421
78	4:16.016	2:16.146
111	4:14.192	2:16.150
39	5:36.872	3:30.381

Lap 4

Nr	Lap Time	Gap
52	3:35.695	
11	3:36.166	2.732
53	3:33.838	3.493
77	3:35.973	9.470
71	3:39.028	22.887
19	3:38.501	23.384
27	3:35.900	23.713
55	3:40.531	28.536
14	3:43.347	40.567
85	3:46.900	1:00.604
266	3:46.475	1:04.179
44	3:44.042	1:05.816
25	3:42.514	1:06.579
6	3:49.570	1:10.668
66	3:49.386	1:24.217
179	3:49.827	1:36.640
72	3:51.068	1:39.241
4	3:52.977	1:43.877
120	3:53.652	1:44.765
84	3:53.227	1:45.319
82	3:52.533	1:45.349
68	3:51.418	1:46.528
15	3:54.161	1:48.135
9	3:57.475	2:01.556
35	3:48.657	2:04.752
41	3:55.918	2:17.644
111	4:10.505	2:50.960
78	4:32.427	3:12.878

Lap 5

Nr	Lap Time	Gap
52	3:36.306	
11	3:35.432	1.858
53	3:37.145	4.332
77	3:35.762	8.926
27	3:32.754	20.161
19	3:35.129	22.207
39	4:05.834	1 Lap
55	3:37.926	30.156
71	3:52.210	38.791
14	3:43.400	47.661
85	3:42.776	1:07.074
44	3:42.231	1:11.741
266	3:49.215	1:17.088
25	3:46.902	1:17.175
6	3:44.692	1:19.054
66	3:57.586	1:45.497
179	3:50.303	1:50.637
72	3:50.313	1:53.248
120	3:49.255	1:57.714
84	3:52.003	2:01.016
82	3:54.413	2:03.456
4	3:56.166	2:03.737
68	3:54.559	2:04.781
15	3:53.210	2:05.039
35	3:51.022	2:19.468
9	3:57.569	2:22.819
41	3:53.771	2:35.109
111	4:16.156	3:30.810

Lap 6

Nr	Lap Time	Gap
52	3:35.632	
11	3:35.181	1.407
53	3:33.872	2.572
77	3:45.930	19.224
27	3:35.057	19.586
19	3:36.242	22.817
55	3:44.126	38.650
71	3:39.065	42.224
39	3:59.878	1 Lap
14	3:42.800	54.829
85	3:44.470	1:15.912
44	3:43.601	1:19.710
25	3:45.195	1:26.738
266	3:46.196	1:27.652
6	3:45.268	1:28.690
66	3:51.424	2:01.289
179	3:48.103	2:03.108
72	3:46.721	2:04.337
84	3:46.433	2:11.817
120	3:50.756	2:12.838
82	3:49.300	2:17.124
4	3:53.956	2:22.061
15	3:53.151	2:22.558
68	3:54.557	2:23.706
35	3:47.943	2:31.779
9	3:59.013	2:46.200
41	3:54.420	2:53.897

Lap 7

Nr	Lap Time	Gap
52	3:34.872	
53	3:33.429	1.129
11	3:35.372	1.907
27	3:33.467	18.181
77	3:36.568	20.920
19	3:34.670	22.615
55	3:40.377	44.155
71	3:39.514	46.866
14	3:42.466	1:02.423
39	4:00.633	1 Lap
111	5:00.923	1 Lap
85	3:44.048	1:25.088
44	3:41.802	1:26.640
25	3:39.177	1:31.043
6	3:42.680	1:36.498
266	3:47.867	1:40.647
179	3:49.551	2:17.787
66	3:55.029	2:21.446
72	3:52.497	2:21.962
84	3:47.326	2:24.271
82	3:47.729	2:29.981
120	3:57.108	2:35.074
15	3:51.147	2:38.833
68	3:52.794	2:41.628
35	3:49.724	2:46.631
4	4:02.694	2:49.883
9	3:58.122	3:09.450
41	3:52.539	3:11.564

Lap 8

Nr	Lap Time	Gap
52	3:37.834	
11	3:36.383	0.456
53	3:42.389	5.684
27	3:34.284	14.631
77	3:34.808	17.894
19	3:36.437	21.218
55	3:38.841	45.162
71	3:39.998	49.030
14	3:43.948	1:08.537
111	3:41.030	1 Lap
44	3:42.189	1:30.995
25	3:39.514	1:32.723
39	3:59.052	1 Lap
85	3:50.378	1:37.632
6	3:42.181	1:40.845
266	3:48.721	1:51.534
72	3:51.397	2:35.525
179	3:55.852	2:35.805
84	3:49.907	2:36.344
82	3:46.731	2:38.878
66	4:00.421	2:44.033
120	4:00.736	2:57.976
15	3:58.977	2:59.976
68	3:57.200	3:00.994
35	4:06.935	3:15.732

Lap 9

Nr	Lap Time	Gap
52	3:36.154	
9	4:04.603	1 Lap
41	4:03.555	1 Lap
11	3:37.149	1.451
27	3:35.748	14.225
77	3:33.663	15.403
19	3:35.878	20.942
4	5:07.577	1 Lap
55	3:38.139	47.147
71	3:49.086	1:01.962
14	3:50.911	1:23.294
53	4:54.863	1:24.393
111	3:39.364	1 Lap
25	3:47.022	1:43.591
44	3:51.786	1:46.627
6	3:42.728	1:47.419
39	4:06.802	1 Lap
266	3:55.798	2:11.178
82	3:47.858	2:50.582
72	3:56.556	2:55.927
84	3:56.562	2:56.752
85	5:16.220	3:17.698

Lap 10

Nr	Lap Time	Gap
52	3:37.805	
11	3:36.999	0.645
27	3:32.181	8.601
77	3:39.743	17.341
19	3:42.381	25.518
179	5:04.053	1 Lap
66	5:01.115	1 Lap
55	3:49.258	58.600

GRAF VON FABER-CASTELL

JAGUAR -CLASSIC-

GRID 11
Jaguar Classic Challenge



Jaguar Classic Challenge
SPA SIX HOURS
Race

Analysis by lap

Lapped

Nr	Lap Time	Gap
4	3:54.184	1 Lap
120	5:23.768	1 Lap
68	5:21.415	1 Lap
15	5:28.094	1 Lap
35	5:12.612	1 Lap
53	3:40.178	1:26.766
111	3:41.190	1 Lap
9	5:30.296	1 Lap
41	5:36.206	1 Lap
6	3:50.043	1:59.657
71	5:06.987	2:31.144
14	4:59.806	2:45.295
25	4:57.143	3:02.929
82	3:56.756	3:09.533
44	5:21.150	3:29.972
85	3:53.488	3:33.381
266	5:04.505	3:37.878

Lap 11

Nr	Lap Time	Gap
52	3:41.343	
11	3:43.625	2.927
39	5:17.860	2 Laps
27	3:41.587	8.845
179	3:36.629	1 Lap
84	5:00.666	1 Lap
66	3:51.977	1 Lap
72	5:06.372	1 Lap
4	3:54.007	1 Lap
120	3:57.157	1 Lap
35	3:50.852	1 Lap
53	3:39.303	1:24.726
77	4:51.800	1:27.798
68	4:02.086	1 Lap
111	3:40.542	1 Lap
15	4:00.470	1 Lap
19	5:09.857	1:54.032
9	3:55.527	1 Lap
41	4:05.701	1 Lap
71	3:43.687	2:33.488
14	3:39.629	2:43.581
55	5:34.673	2:51.930
25	3:37.156	2:58.742
6	4:53.637	3:11.951
44	3:44.417	3:33.046
85	3:53.229	3:45.267
266	3:50.291	3:46.826
179	3:35.723	3:56.908
39	3:59.012	1 Lap
84	3:45.217	4:23.487
82	4:58.838	4:27.028
72	3:48.651	4:31.802
66	3:54.840	4:36.663

Lap 12

Nr	Lap Time	Gap
11	4:49.814	
53	3:39.882	11.867
4	3:53.408	1 Lap
77	3:38.255	13.312
27	5:01.499	17.603
111	3:40.345	1 Lap
52	5:12.087	19.346
35	3:52.750	1 Lap
120	3:56.474	1 Lap
68	3:52.735	1 Lap
15	4:06.137	1 Lap
19	3:50.500	51.791
9	3:57.122	1 Lap
71	3:41.808	1:22.555
14	3:39.314	1:30.154
41	4:05.708	1 Lap
25	3:40.340	1:46.341
6	3:43.185	2:02.395
55	4:03.574	2:02.763
44	3:44.943	2:25.248
179	3:36.284	2:40.451
266	3:49.839	2:43.924
85	3:51.737	2:44.263
84	3:45.136	3:15.882
82	3:47.340	3:21.627
72	3:48.972	3:28.033
39	4:17.867	1 Lap
66	3:52.052	3:35.974

Lap 13

Nr	Lap Time	Gap
11	3:36.013	
53	3:37.297	13.151
77	3:36.671	13.970
111	3:41.344	1 Lap
4	3:54.199	1 Lap
27	3:49.853	31.443
35	3:49.840	1 Lap
52	3:56.629	39.962
120	3:52.509	1 Lap
68	3:51.511	1 Lap
19	3:53.399	1:09.177
15	4:02.879	1 Lap
71	3:39.692	1:26.234
9	3:57.395	1 Lap
25	3:38.367	1:48.695
6	3:40.561	2:06.943
41	4:08.226	1 Lap
55	4:01.302	2:28.052
44	3:44.019	2:33.254
179	3:34.638	2:39.076
266	3:46.912	2:54.823
85	3:50.431	2:58.681
84	3:46.224	3:26.093
82	3:45.819	3:31.433

Lap 14

Nr	Lap Time	Gap
11	3:37.159	
72	3:50.048	1 Lap
77	3:36.511	13.322
53	3:38.779	14.771
66	3:53.058	1 Lap
39	4:04.571	2 Laps
111	3:38.947	1 Lap
27	3:50.848	45.132
4	3:52.367	1 Lap
35	3:46.254	1 Lap
52	3:55.192	57.995
68	3:51.956	1 Lap
120	3:52.887	1 Lap
19	3:55.705	1:27.723
71	3:39.504	1:28.579
15	4:03.810	1 Lap
9	3:54.659	1 Lap
25	3:38.532	1:50.068
6	3:42.408	2:12.192
14	7:56.031	1 Lap
41	4:03.043	1 Lap
179	3:37.434	2:39.351
44	3:45.360	2:41.455
55	4:06.732	2:57.625
85	3:49.357	3:10.879
266	3:55.003	3:12.667
84	3:45.400	3:34.334

Lap 15

Nr	Lap Time	Gap
11	3:36.082	
82	3:46.033	1 Lap
77	3:35.314	12.554
53	3:38.480	17.169
72	3:50.701	1 Lap
111	3:40.352	1 Lap
66	3:55.594	1 Lap
39	4:03.949	2 Laps
27	3:50.192	59.242
35	3:48.756	1 Lap
4	3:51.665	1 Lap
68	3:52.450	1 Lap
120	3:53.715	1 Lap
52	4:02.780	1:24.693
71	3:37.424	1:29.921
19	3:55.568	1:47.209
25	3:39.447	1:53.433
15	4:00.694	1 Lap
9	3:55.157	1 Lap
6	3:39.765	2:15.875
14	3:40.752	1 Lap
179	3:34.172	2:37.441
44	3:43.666	2:49.039
41	4:08.607	1 Lap
266	3:48.802	3:25.387
55	4:05.972	3:27.515

Lap 16

Nr	Lap Time	Gap
11	3:37.033	
84	3:49.188	1 Lap
77	3:37.130	12.651
82	3:49.884	1 Lap
53	3:41.702	21.838
72	3:50.181	1 Lap
111	3:41.336	1 Lap
66	4:04.412	1 Lap
27	3:53.369	1:15.578
35	3:53.862	1 Lap
39	4:08.792	2 Laps
4	3:55.391	1 Lap
71	3:44.118	1:37.006
68	3:59.491	1 Lap
120	3:58.180	1 Lap
52	4:08.708	1:56.368
25	3:43.853	2:00.253
19	3:57.798	2:07.974
6	3:46.459	2:25.301
14	3:46.579	1 Lap
9	3:59.230	1 Lap
15	4:07.186	1 Lap
179	3:35.324	2:35.732
44	3:48.358	3:00.364
266	4:03.791	3:52.145
41	4:37.612	1 Lap
55	4:19.145	4:09.627

GRAF VON FABER-CASTELL

JAGUAR -CLASSIC-

GRID 11
Jaguar Classic Challenge



Jaguar Classic Challenge
SPA SIX HOURS
Race

Pit Stop Analysis

Nr.	In Time	In Driver	Out Time	Out Driver	Pit Time	T. Pit Time
4 JAGUAR E-type						F 1
1	11:43:26.780	T. MOGRIDGE	11:44:56.224	T. MOGRIDGE	1:29.444	1:29.444
6 JAGUAR E Type						E 1
1	11:53:28.677	J. SPIERS	11:54:57.251	J. SPIERS	1:28.574	1:28.574
9 JAGUAR D-Type						C 1
1	11:47:50.345	B. EASTICK	11:49:30.041	B. EASTICK	1:39.696	1:39.696
11 JAGUAR E-Type						F 1
1	11:55:12.542	R. FARRELL	11:56:42.732	R. FARRELL	1:30.190	1:30.190
14 JAGUAR E-Type						E 1
1	11:49:14.090	C. MONTEVERDE	11:50:44.617	C. MONTEVERDE	1:30.527	1:30.527
15 JAGUAR E-type						F 1
1	11:47:14.274	P. CASTALDINI	11:48:57.658	P. CASTALDINI	1:43.384	1:43.384
19 JAGUAR E-type						E 1
1	11:51:54.279	C. JONES-BEST	11:53:27.355	C. JONES-BEST	1:33.076	1:33.076
21 JAGUAR E-type						E 1
1	11:19:37.031	G. DODD	11:21:36.856	G. DODD	1:59.825	1:59.825
25 JAGUAR XK 120						I 1
1	11:49:33.741	J. BURTON	11:51:06.784	J. BURTON	1:33.043	1:33.043
27 JAGUAR E-type						F 1
1	11:55:18.581	S. ZIEGLER	11:56:48.170	S. ZIEGLER	1:29.589	1:29.589
35 JAGUAR E-Type						I 1
1	11:47:27.976	R. GATE	11:49:08.109	R. GATE	1:40.133	1:40.133
36 JAGUAR E Type						F 1
1	11:28:05.989	M. RUSSELL	11:30:26.310	M. RUSSELL	2:20.321	2:20.321
39 JAGUAR E-type						F 1
1	11:24:08.064	I. SIMMONDS	11:25:57.577	I. SIMMONDS	1:49.513	1:49.513
2	11:49:56.932	I. SIMMONDS	11:51:27.968	I. SIMMONDS	1:31.036	3:20.549
41 JAGUAR XK120						I 1
1	11:47:52.369	J. THOMPSON	11:49:32.055	J. THOMPSON	1:39.686	1:39.686
44 JAGUAR E-type						E 1
1	11:49:36.849	J. BRONSON	11:51:18.051	J. BRONSON	1:41.202	1:41.202
52 JAGUAR E-type						E 1
1	11:55:10.680	R. SAUTTER	11:56:41.826	R. SAUTTER	1:31.146	1:31.146
53 JAGUAR E-Type						E 1
1	11:44:20.830	J. PEARSON	11:45:48.908	J. PEARSON	1:28.078	1:28.078
55 JAGUAR E-type						D 1
1	11:52:26.238	M. MELLING	11:54:02.617	M. MELLING	1:36.379	1:36.379
66 JAGUAR E-type						D 1
1	11:46:59.508	N. MC FADDEN	11:48:24.482	N. MC FADDEN	1:24.974	1:24.974
68 JAGUAR XK150						A 1
1	11:47:14.906	M. GORDON	11:48:58.620	M. GORDON	1:43.714	1:43.714
71 JAGUAR E-type						E 1
1	11:48:51.136	V. GAYE	11:50:29.507	V. GAYE	1:38.371	1:38.371
72 JAGUAR E Type						E 1
1	11:50:46.345	J. BOOT	11:52:18.550	J. BOOT	1:32.205	1:32.205
77 JAGUAR E-Type						E 1
1	11:51:45.492	M. GRAF VON OEYNHAUSEN	11:53:17.604	M. GRAF VON OEYNHAUSEN	1:32.112	1:32.112
82 JAGUAR E-Type						D 1
1	11:54:38.849	R. BINFIELD	11:56:06.205	R. BINFIELD	1:27.356	1:27.356
84 JAGUAR E Type						E 1
1	11:50:47.557	R. GOMM	11:52:17.030	R. GOMM	1:29.473	1:29.473
85 JAGUAR E-type						E 1
1	11:45:52.152	C. LILLINGSTON-PRICE	11:47:28.162	C. LILLINGSTON-PRICE	1:36.010	1:36.010
111 JAGUAR E Type						E 1
1	11:36:57.664	O. BRYANT	11:38:32.124	O. BRYANT	1:34.460	1:34.460
120 JAGUAR XK120						A 1
1	11:47:11.973	C. KEITH-LUCAS	11:48:56.523	C. KEITH-LUCAS	1:44.550	1:44.550

SEPTEMBER 25, 26, 27, 28, 29 • 2019



Jaguar Classic Challenge
SPA SIX HOURS
Race

Pit Stop Analysis

Nr.	In Time	In Driver	Out Time	Out Driver	Pit Time	T. Pit Time
179 JAGUAR E-type					D	1
1	11:46:50.947	C. MILNER	11:48:30.700	C. MILNER	1:39.753	1:39.753
266 JAGUAR E-type					E	1
1	11:50:02.208	M. CULLEN	11:51:30.436	M. CULLEN	1:28.228	1:28.228

Nr.	In Time	In Driver	Out Time	Out Driver	Pit Time	T. Pit Time

GRAF VON FABER-CASTELL

JAGUAR -CLASSIC-

GRID 11
Jaguar Classic Challenge

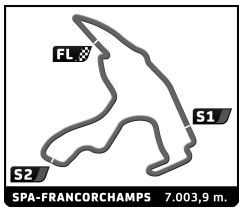

Jaguar Classic Challenge
SPA SIX HOURS
Race
Analysis

Personal Best | Session Best | **B** Crossing the finish line in pit lane

4 — 1.Tim MOGRIDGE — JAGUAR E-type F

Lap	D	Time	Sector 1	Sector 2	Sector 3	Kph	Elapsed
1	1	4:17.696	1:18.674	1:55.293	1:03.729	96.1	4:17.696
2	1	3:57.050	1:03.780	1:50.643	1:02.627	106.4	8:14.746
3	1	3:57.729	1:04.019	1:51.049	1:02.661	106.1	12:12.475
4	1	3:52.977	1:02.591	1:49.539	1:00.847	108.2	16:05.452
5	1	3:56.166	1:02.913	1:51.253	1:02.000	106.8	20:01.618
6	1	3:53.956	1:04.035	1:49.512	1:00.409	107.8	23:55.574
7	1	4:02.694 B	1:02.624	1:51.466	1:08.604	103.9	27:58.268
8	1	5:07.577	2:14.866	1:50.612	1:02.099	82.0	33:05.845
9	1	3:54.184	1:02.745	1:50.903	1:00.536	107.7	37:00.029
10	1	3:54.007	1:02.325	1:51.337	1:00.345	107.7	40:54.036
11	1	3:53.408	1:02.019	1:50.382	1:01.007	108.0	44:47.444
12	1	3:54.199	1:02.456	1:51.410	1:00.333	107.7	48:41.643
13	1	3:52.367	1:02.988	1:49.572	59.807	108.5	52:34.010
14	1	3:51.665	1:01.962	1:49.698	1:00.005	108.8	56:25.675
15	1	3:55.391	1:01.882	1:51.159	1:02.350	107.1	1:00:21.066

6 — 1.John SPIERS — JAGUAR E Type E

Lap	D	Time	Sector 1	Sector 2	Sector 3	Kph	Elapsed
1	1	4:04.618	1:12.680	1:51.804	1:00.134	101.3	4:04.618
2	1	3:49.844	1:03.042	1:47.226	59.576	109.7	7:54.462
3	1	3:48.211	1:02.591	1:46.836	58.784	110.5	11:42.673
4	1	3:49.570	1:03.604	1:47.455	58.511	109.8	15:32.243
5	1	3:44.692	1:01.609	1:45.239	57.844	112.2	19:16.935
6	1	3:45.268	1:01.010	1:45.503	58.755	111.9	23:02.203
7	1	3:42.680	59.352	1:44.946	58.382	113.2	26:44.883
8	1	3:42.181	59.768	1:44.734	57.679	113.5	30:27.064
9	1	3:42.728	59.782	1:45.015	57.931	113.2	34:09.792
10	1	3:50.043 B	59.251	1:44.783	1:06.009	109.6	37:59.835
11	1	4:53.637	2:11.356	1:45.166	57.115	85.9	42:53.472
12	1	3:43.185	59.414	1:46.386	57.385	113.0	46:36.657
13	1	3:40.561	58.633	1:44.177	57.751	114.3	50:17.218
14	1	3:42.408	59.117	1:44.970	58.321	113.4	53:59.626
15	1	3:39.765	58.787	1:43.940	57.038	114.7	57:39.391
16	1	3:46.459	58.881	1:49.441	58.137	111.3	1:01:25.850

7 — 1.Mark DONNOR — JAGUAR E-type E

Lap	D	Time	Sector 1	Sector 2	Sector 3	Kph	Elapsed
1	1	4:22.199 B	1:14.237	1:55.230	1:12.732	94.5	4:22.199

8 — 1.Richard KENT, 2.Joseph OSBORNE — JAGUAR E-type E

Lap	D	Time	Sector 1	Sector 2	Sector 3	Kph	Elapsed
1	1	3:48.542	1:07.158	1:43.384	58.000	108.4	3:48.542
2	1	3:41.136	1:00.403	1:43.184	57.549	114.0	7:29.678
3	1	3:37.849	58.662	1:42.421	56.766	115.7	11:07.527

9 — 1.Benjamin EASTICK, 2.Karl JONES — JAGUAR D-Type C

Lap	D	Time	Sector 1	Sector 2	Sector 3	Kph	Elapsed
1	1	4:26.254	1:25.433	1:54.655	1:06.166	93.1	4:26.254
2	1	4:00.155	1:07.150	1:52.184	1:00.821	105.0	8:26.409
3	1	3:59.247	1:04.057	1:53.731	1:01.459	105.4	12:25.656
4	1	3:57.475	1:03.511	1:52.789	1:01.175	106.2	16:23.131
5	1	3:57.569	1:03.531	1:53.082	1:00.956	106.1	20:20.700
6	1	3:59.013	1:04.283	1:53.212	1:01.518	105.5	24:19.713
7	1	3:58.122	1:03.892	1:53.193	1:01.037	105.9	28:17.835
8	1	4:04.603 B	1:03.323	1:53.361	1:07.919	103.1	32:22.438
9	1	5:30.296	2:32.082	1:56.010	1:02.204	76.3	37:52.734
10	1	3:55.527	1:02.591	1:51.043	1:01.893	107.1	41:48.261
11	1	3:57.122	1:03.671	1:51.056	1:02.395	106.3	45:45.383
12	1	3:57.395	1:03.692	1:52.092	1:01.611	106.2	49:42.778
13	1	3:54.659	1:02.203	1:50.854	1:01.602	107.5	53:37.437
14	1	3:55.157	1:02.333	1:52.224	1:00.600	107.2	57:32.594
15	1	3:59.230	1:02.104	1:54.922	1:02.204	105.4	1:01:31.824

11 — 1.Robert FARRELL, 2.David COYNE — JAGUAR E-Type F

Lap	D	Time	Sector 1	Sector 2	Sector 3	Kph	Elapsed
1	1	3:35.419	56.986	1:42.232	56.201	115.0	3:35.419
2	1	3:36.531	58.849	1:42.008	55.674	116.4	7:11.950
3	1	3:36.191	58.601	1:42.138	55.452	116.6	10:48.141
4	1	3:36.166	58.553	1:41.998	55.615	116.6	14:24.307
5	1	3:35.432	58.315	1:41.516	55.601	117.0	17:59.739
6	1	3:35.181	58.728	1:41.016	55.437	117.2	21:34.920
7	1	3:35.372	57.880	1:42.241	55.251	117.1	25:10.292
8	1	3:36.383	58.101	1:41.868	56.414	116.5	28:46.675
9	1	3:37.149	58.691	1:42.351	56.107	116.1	32:23.824
10	1	3:36.999	58.027	1:43.257	55.715	116.2	36:00.823
11	1	3:43.625 B	57.927	1:42.823	1:02.875	112.8	39:44.448
12	1	4:49.814	2:12.029	1:41.918	55.867	87.0	44:34.262
13	1	3:36.013	57.938	1:41.926	56.149	116.7	48:10.275
14	1	3:37.159	58.094	1:43.314	55.751	116.1	51:47.434
15	1	3:36.082	57.910	1:42.430	55.742	116.7	55:23.516
16	1	3:37.033	59.077	1:43.263	54.693	116.2	59:00.549

14 — 1.Carlos MONTEVERDE, 2.Gary PEARSON — JAGUAR E-Type E

Lap	D	Time	Sector 1	Sector 2	Sector 3	Kph	Elapsed
1	1	3:47.190	1:01.951	1:45.476	59.763	109.0	3:47.190
2	1	3:47.028	1:01.748	1:46.428	58.852	111.1	7:34.218
3	1	3:44.577	1:00.652	1:45.781	58.144	112.3	11:18.795
4	1	3:43.347	1:00.202	1:45.078	58.067	112.9	15:02.142
5	1	3:43.400	1:00.037	1:45.423	57.940	112.9	18:45.542
6	1	3:42.800	59.695	1:45.112	57.993	113.2	22:28.342
7	1	3:42.466	59.458	1:44.900	58.108	113.3	26:10.808
8	1	3:43.948	59.586	1:46.434	57.928	112.6	29:54.756
9	1	3:50.911 B	59.849	1:46.043	1:05.019	109.2	33:45.667
10	1	4:59.806	2:13.142	1:49.497	57.167	84.1	38:45.473
11	1	3:39.629	58.254	1:43.966	57.409	114.8	42:25.102
12	1	3:39.314	58.305	1:43.353	57.656	115.0	46:04.416
13	1	7:56.031	57.268	5:58.246	1:00.517	53.0	54:00.447
14	1	3:40.752	59.414	1:43.687	57.651	114.2	57:41.199
15	1	3:46.579	58.173	1:49.498	58.908	111.3	1:01:27.778

15 — 1.Paul CASTALDINI, 2.Myles CASTALDINI — JAGUAR E-type F

Lap	D	Time	Sector 1	Sector 2	Sector 3	Kph	Elapsed
1	1	4:21.532	1:20.434	1:55.244	1:05.854	94.7	4:21.532
2	1	3:58.439	1:06.603	1:50.184	1:01.652	105.7	8:19.971
3	1	3:55.578	1:04.791	1:50.843	59.944	107.0	12:15.549
4	1	3:54.161	1:05.249	1:49.517	59.395	107.7	16:09.710
5	1	3:53.210	1:03.630	1:48.969	1:00.611	108.1	20:02.920
6	1	3:53.151	1:04.493	1:48.408	1:00.250	108.1	23:56.071
7	1	3:51.147	1:03.218	1:49.781	58.148	109.1	27:47.218
8	1	3:58.977 B	1:03.012	1:48.653	1:07.312	105.5	31:46.195
9	1	5:28.094	2:33.207	1:52.465	1:02.422	76.9	37:14.289

SEPTEMBER 25, 26, 27, 28, 29 • 2019

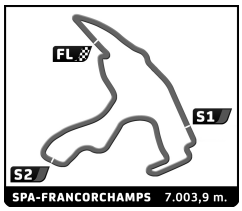

Jaguar Classic Challenge
SPA SIX HOURS
Race
Analysis

Personal Best | Session Best | B Crossing the finish line in pit lane

19 — 1.Charlie JONES-BEST, 2.Edward THURSTON — JAGUAR E-type E

Lap	D	Time	Sector 1	Sector 2	Sector 3	Kph	Elapsed
10	1	4:00.470	1:05.102	1:51.486	1:03.882	104.9	41:14.759
11	1	4:06.137	1:08.479	1:54.907	1:02.751	102.4	45:20.896
12	1	4:02.879	1:06.493	1:54.219	1:02.167	103.8	49:23.775
13	1	4:03.810	1:07.620	1:54.858	1:01.332	103.4	53:27.585
14	1	4:00.694	1:05.219	1:54.071	1:01.404	104.8	57:28.279
15	1	4:07.186	1:06.395	1:57.959	1:02.832	102.0	1:01:35.465
1	1	3:47.809	1:04.459	1:45.659	57.691	108.8	3:47.809
2	1	3:40.702	59.498	1:44.387	56.817	114.2	7:28.511
3	1	3:37.947	58.421	1:43.432	56.094	115.7	11:06.458
4	1	3:38.501	58.723	1:44.232	55.546	115.4	14:44.959
5	1	3:35.129	58.182	1:41.608	55.339	117.2	18:20.088
6	1	3:36.242	57.887	1:42.838	55.517	116.6	21:56.330
7	1	3:34.670	57.170	1:42.370	55.130	117.5	25:31.000
8	1	3:36.437	57.313	1:43.183	55.941	116.5	29:07.437
9	1	3:35.878	57.254	1:43.158	55.466	116.8	32:43.315
10	1	3:42.381 B	57.613	1:42.775	1:01.993	113.4	36:25.696
11	1	5:09.857	2:18.076	1:52.248	59.533	81.4	41:35.553
12	1	3:50.500	1:01.065	1:49.727	59.708	109.4	45:26.053
13	1	3:53.399	1:03.192	1:50.982	59.225	108.0	49:19.452
14	1	3:55.705	1:01.596	1:53.861	1:00.248	107.0	53:15.157
15	1	3:55.568	1:03.484	1:51.076	1:01.008	107.0	57:10.725
16	1	3:57.798	1:02.679	1:53.260	1:01.859	106.0	1:01:08.523

21 — 1.Graeme DODD, 2.James DODD — JAGUAR E-type E

Lap	D	Time	Sector 1	Sector 2	Sector 3	Kph	Elapsed
1	1	4:08.219 B	1:10.810	1:49.022	1:08.387	99.8	4:08.219

25 — 1.John BURTON — JAGUAR XK 120 I

Lap	D	Time	Sector 1	Sector 2	Sector 3	Kph	Elapsed
1	1	4:05.081	1:13.889	1:51.170	1:00.022	101.1	4:05.081
2	1	3:46.131	1:02.911	1:44.178	59.042	111.5	7:51.212
3	1	3:54.428	1:01.967	1:55.558	56.903	107.6	11:45.640
4	1	3:42.514	1:01.995	1:42.763	57.756	113.3	15:28.154
5	1	3:46.902	1:00.483	1:46.845	59.574	111.1	19:15.056
6	1	3:45.195	1:01.055	1:46.440	57.700	112.0	23:00.251
7	1	3:39.177	1:00.451	1:42.280	56.446	115.0	26:39.428
8	1	3:39.514	1:00.533	1:41.627	57.354	114.9	30:18.942
9	1	3:47.022 B	59.336	1:42.490	1:05.196	111.1	34:05.964
10	1	4:57.143	2:15.988	1:42.282	58.873	84.9	39:03.107
11	1	3:37.156	59.525	1:41.562	56.069	116.1	42:40.263
12	1	3:40.340	1:00.703	1:42.936	56.701	114.4	46:20.603
13	1	3:38.367	1:00.170	1:42.613	55.584	115.5	49:58.970
14	1	3:38.532	59.555	1:42.312	56.665	115.4	53:37.502
15	1	3:39.447	1:00.088	1:43.405	55.954	114.9	57:16.949
16	1	3:43.853	1:00.660	1:45.372	57.821	112.6	1:01:00.802

27 — 1.Stefan ZIEGLER, 2.Martin STRETTON — JAGUAR E-type F

Lap	D	Time	Sector 1	Sector 2	Sector 3	Kph	Elapsed
1	1	3:53.209	1:11.761	1:45.800	55.648	106.2	3:53.209
2	1	3:37.546	58.620	1:42.932	55.994	115.9	7:30.755
3	1	3:38.633	57.946	1:43.769	56.918	115.3	11:09.388
4	1	3:35.900	57.644	1:42.824	55.432	116.8	14:45.288
5	1	3:32.754	56.181	1:41.150	55.423	118.5	18:18.042
6	1	3:35.057	58.767	1:41.547	54.743	117.2	21:53.099
7	1	3:33.467	56.801	1:41.977	54.689	118.1	25:26.566
8	1	3:34.284	56.675	1:42.599	55.010	117.7	29:00.850
9	1	3:35.748	57.061	1:43.077	55.610	116.9	32:36.598
10	1	3:32.181	56.794	1:41.366	54.021	118.8	36:08.779
11	1	3:41.587 B	57.654	1:42.156	1:01.777	113.8	39:50.366
12	1	5:01.499	2:12.997	1:49.067	59.435	83.6	44:51.865
13	1	3:49.853	1:02.018	1:49.588	58.247	109.7	48:41.718
14	1	3:50.848	1:01.973	1:49.467	59.408	109.2	52:32.566
15	1	3:50.192	1:00.879	1:49.663	59.650	109.5	56:22.758
16	1	3:53.369	1:01.297	1:51.689	1:00.383	108.0	1:00:16.127

35 — 1.Robert GATE — JAGUAR E-Type I

Lap	D	Time	Sector 1	Sector 2	Sector 3	Kph	Elapsed
1	1	4:35.574	1:44.547	1:49.772	1:01.255	89.9	4:35.574
2	1	4:10.572	1:06.588	1:59.521	1:04.463	100.6	8:46.146
3	1	3:51.524	1:04.304	1:47.936	59.284	108.9	12:37.670
4	1	3:48.657	1:03.824	1:46.680	58.153	110.3	16:26.327
5	1	3:51.022	1:02.117	1:49.125	59.780	109.1	20:17.349
6	1	3:47.943	1:02.058	1:46.952	58.933	110.6	24:05.292
7	1	3:49.724	1:01.842	1:46.761	1:01.121	109.8	27:55.016
8	1	4:06.935 B	1:02.027	1:48.560	1:16.348	102.1	32:01.951
9	1	5:12.612	2:26.054	1:47.610	58.948	80.7	37:14.563
10	1	3:50.852	1:02.927	1:47.756	1:00.169	109.2	41:05.415
11	1	3:52.750	1:04.655	1:48.583	59.512	108.3	44:58.165
12	1	3:49.840	1:01.764	1:49.267	58.809	109.7	48:48.005
13	1	3:46.254	1:01.640	1:45.484	59.130	111.4	52:34.259
14	1	3:48.756	1:02.196	1:48.692	57.868	110.2	56:23.015
15	1	3:53.862	1:01.899	1:51.936	1:00.027	107.8	1:00:16.877

36 — 1.Mark RUSSELL — JAGUAR E Type F

Lap	D	Time	Sector 1	Sector 2	Sector 3	Kph	Elapsed
1	1	4:31.860	1:25.525	1:55.042	1:11.293	91.1	4:31.860
2	1	3:57.674	1:04.613	1:51.418	1:01.643	106.1	8:29.534
3	1	4:08.437 B	1:02.893	1:53.062	1:12.482	101.5	12:37.971

39 — 1.Ian SIMMONDS — JAGUAR E-type F

Lap	D	Time	Sector 1	Sector 2	Sector 3	Kph	Elapsed
1	1	4:25.052	1:23.626	1:55.566	1:05.860	93.5	4:25.052
2	1	4:14.337 B	1:07.378	1:52.329	1:14.630	99.1	8:39.389
3	1	5:36.872	2:42.023	1:52.383	1:02.466	74.8	14:16.261
4	1	4:05.834	1:06.555	1:54.771	1:04.508	102.6	18:22.095
5	1	3:59.878	1:04.648	1:52.975	1:02.255	105.1	22:21.973
6	1	4:00.633	1:04.939	1:53.892	1:01.802	104.8	26:22.606
7	1	3:59.052	1:03.350	1:53.450	1:02.252	105.5	30:21.658
8	1	4:06.802 B	1:03.956	1:51.212	1:11.634	102.2	34:28.460
9	1	5:17.860	2:21.261	1:53.470	1:03.129	79.3	39:46.320
10	1	3:59.012	1:04.233	1:51.943	1:02.836	105.5	43:45.332
11	1	4:17.867	1:03.533	2:09.812	1:04.522	97.8	48:03.199
12	1	4:04.571	1:04.817	1:57.042	1:02.712	103.1	52:07.770
13	1	4:03.949	1:05.552	1:54.720	1:03.677	103.4	56:11.719
14	1	4:08.792	1:05.652	1:56.433	1:06.707	101.3	1:00:20.511

41 — 1.John THOMPSON, 2.Robert FRANCIS — JAGUAR XK120 I

Lap	D	Time	Sector 1	Sector 2	Sector 3	Kph	Elapsed
1	1	4:30.594	1:26.171	1:56.716	1:07.707	91.6	4:30.594
2	1	4:14.261	1:10.858	1:59.365	1:04.038	99.2	8:44.855
3	1	3:58.446	1:04.948	1:51.455	1:02.043	105.7	12:43.301

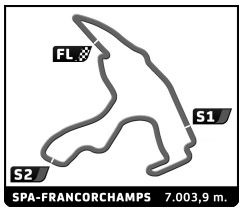

Jaguar Classic Challenge
SPA SIX HOURS
Race
Analysis

Personal Best | Session Best | **B** Crossing the finish line in pit lane

Lap	D	Time	Sector 1	Sector 2	Sector 3	Kph	Elapsed
4	1	3:55.918	1:04.728	1:50.624	1:00.566	106.9	16:39.219
5	1	3:53.771	1:03.250	1:50.657	59.864	107.9	20:32.990
6	1	3:54.420	1:03.672	1:50.723	1:00.025	107.6	24:27.410
7	1	3:52.539	1:02.689	1:49.996	59.854	108.4	28:19.949
8	1	4:03.555 B	1:03.058	1:52.240	1:08.257	103.5	32:23.504
9	1	5:36.206	2:33.202	1:57.048	1:05.956	75.0	37:59.710
10	1	4:05.701	1:06.581	1:55.775	1:03.345	102.6	42:05.411
11	1	4:05.708	1:04.874	1:56.302	1:04.532	102.6	46:11.119
12	1	4:08.226	1:07.162	1:56.840	1:04.224	101.6	50:19.345
13	1	4:03.043	1:06.345	1:53.215	1:03.483	103.7	54:22.388
14	1	4:08.607	1:07.689	1:56.309	1:04.609	101.4	58:30.995
15	1	4:37.612	1:06.000	2:18.753	1:12.859	90.8	1:03:08.607

44 — 1.Julian BRONSON — JAGUAR E-type E

Lap	D	Time	Sector 1	Sector 2	Sector 3	Kph	Elapsed
1	1	4:12.389	1:08.443	2:03.619	1:00.327	98.2	4:12.389
2	1	3:44.406	1:00.868	1:46.203	57.335	112.4	7:56.795
3	1	3:46.554	1:01.591	1:46.789	58.174	111.3	11:43.349
4	1	3:44.042	1:00.463	1:45.828	57.751	112.5	15:27.391
5	1	3:42.231	59.834	1:45.766	56.631	113.5	19:09.622
6	1	3:43.601	1:00.436	1:45.782	57.383	112.8	22:53.223
7	1	3:41.802	59.792	1:45.495	56.515	113.7	26:35.025
8	1	3:42.189	59.015	1:45.699	57.475	113.5	30:17.214
9	1	3:51.786 B	59.179	1:46.440	1:06.167	108.8	34:09.000
10	1	5:21.150	2:25.075	1:58.651	57.424	78.5	39:30.150
11	1	3:44.417	1:00.969	1:45.595	57.853	112.4	43:14.567
12	1	3:44.943	1:01.153	1:45.952	57.838	112.1	46:59.510
13	1	3:44.019	59.934	1:46.352	57.733	112.6	50:43.529
14	1	3:45.360	1:00.755	1:46.238	58.367	111.9	54:28.889
15	1	3:43.666	58.979	1:46.885	57.802	112.7	58:12.555
16	1	3:48.358	59.720	1:50.522	58.116	110.4	1:02:00.913

52 — 1.Rhea SAUTTER, 2.Andrew NEWALL — JAGUAR E-type E

Lap	D	Time	Sector 1	Sector 2	Sector 3	Kph	Elapsed
1	1	3:34.763	55.474	1:43.287	56.002	115.4	3:34.763
2	1	3:35.460	58.067	1:42.279	55.114	117.0	7:10.223
3	1	3:35.657	57.726	1:43.015	54.916	116.9	10:45.880
4	1	3:35.695	58.013	1:42.725	54.957	116.9	14:21.575
5	1	3:36.306	57.741	1:43.329	55.236	116.6	17:57.881
6	1	3:35.632	57.718	1:42.756	55.158	116.9	21:33.513
7	1	3:34.872	57.269	1:42.802	54.801	117.3	25:08.385
8	1	3:37.834	57.373	1:44.201	56.260	115.7	28:46.219
9	1	3:36.154	57.933	1:43.072	55.149	116.6	32:22.373
10	1	3:37.805	58.211	1:44.182	55.412	115.8	36:00.178
11	1	3:41.343 B	57.634	1:43.399	1:00.310	113.9	39:41.521
12	1	5:12.087	2:18.255	1:51.619	1:02.213	80.8	44:53.608
13	1	3:56.629	1:04.185	1:50.790	1:01.654	106.6	48:50.237
14	1	3:55.192	1:03.433	1:51.066	1:00.693	107.2	52:45.429
15	1	4:02.780	1:06.134	1:54.180	1:02.466	103.9	56:48.209
16	1	4:08.708	1:07.117	1:58.253	1:03.338	101.4	1:00:56.917

53 — 1.John PEARSON, 2.Gary PEARSON — JAGUAR E-Type E

Lap	D	Time	Sector 1	Sector 2	Sector 3	Kph	Elapsed
1	1	3:38.712	56.860	1:44.283	57.569	113.3	3:38.712
2	1	3:36.696	58.380	1:42.238	56.078	116.4	7:15.408
3	1	3:35.822	57.686	1:42.079	56.057	116.8	10:51.230
4	1	3:33.838	57.230	1:40.905	55.703	117.9	14:25.068
5	1	3:37.145	59.397	1:42.257	55.491	116.1	18:02.213
6	1	3:33.872	57.268	1:41.136	55.468	117.9	21:36.085
7	1	3:33.429	56.683	1:41.602	55.144	118.1	25:09.514
8	1	3:42.389 B	57.048	1:43.165	1:02.176	113.4	28:51.903
9	1	4:54.863	2:13.655	1:43.913	57.295	85.5	33:46.766
10	1	3:40.178	59.839	1:43.605	56.734	114.5	37:26.944
11	1	3:39.303	58.889	1:43.962	56.452	115.0	41:06.247
12	1	3:39.882	59.306	1:44.298	56.278	114.7	44:46.129
13	1	3:37.297	58.473	1:43.195	55.629	116.0	48:23.426
14	1	3:38.779	58.646	1:44.176	55.957	115.2	52:02.205
15	1	3:38.480	59.206	1:43.688	55.586	115.4	55:40.685
16	1	3:41.702	58.753	1:46.158	56.791	113.7	59:22.387

55 — 1.Martin MELLING, 2.Jason MINSHAW — JAGUAR E-type D

Lap	D	Time	Sector 1	Sector 2	Sector 3	Kph	Elapsed
1	1	3:46.701	1:05.009	1:44.266	57.426	109.3	3:46.701
2	1	3:40.656	59.329	1:44.925	56.402	114.3	7:27.357
3	1	3:42.223	1:00.227	1:44.539	57.457	113.5	11:09.580
4	1	3:40.531	1:00.009	1:44.765	55.757	114.3	14:50.111
5	1	3:37.926	57.766	1:43.527	56.633	115.7	18:28.037
6	1	3:44.126	59.007	1:47.320	57.799	112.5	22:12.163
7	1	3:40.377	58.348	1:44.755	57.274	114.4	25:52.540
8	1	3:38.841	57.527	1:45.088	56.226	115.2	29:31.381
9	1	3:38.139	58.337	1:43.273	56.529	115.6	33:09.520
10	1	3:49.258 B	57.622	1:44.961	1:06.675	110.0	36:58.778
11	1	5:34.673	2:33.283	1:57.442	1:03.948	75.3	42:33.451
12	1	4:03.574	1:07.388	1:53.633	1:02.553	103.5	46:37.025
13	1	4:01.302	1:06.395	1:52.278	1:02.629	104.5	50:38.327
14	1	4:06.732	1:06.566	1:56.446	1:03.720	102.2	54:45.059
15	1	4:05.972	1:06.849	1:54.292	1:04.831	102.5	58:51.031
16	1	4:19.145	1:08.049	2:04.356	1:06.740	97.3	1:03:10.176

66 — 1.Niall MC FADDEN — JAGUAR E-type D

Lap	D	Time	Sector 1	Sector 2	Sector 3	Kph	Elapsed
1	1	4:11.821	1:19.141	1:51.363	1:01.317	98.4	4:11.821
2	1	3:50.009	1:02.902	1:47.898	59.209	109.6	8:01.830
3	1	3:54.576	1:02.617	1:52.518	59.441	107.5	11:56.406
4	1	3:49.386	1:02.845	1:47.018	59.523	109.9	15:45.792
5	1	3:57.586	1:00.579	1:56.634	1:00.373	106.1	19:43.378
6	1	3:51.424	1:02.802	1:49.106	59.516	109.0	23:34.802
7	1	3:55.029	1:02.477	1:52.976	59.576	107.3	27:29.831
8	1	4:00.421 B	1:01.917	1:50.777	1:07.727	104.9	31:30.252
9	1	5:01.115	2:11.560	1:49.775	59.780	83.7	36:31.367
10	1	3:51.977	1:01.156	1:50.605	1:00.216	108.7	40:23.344
11	1	3:54.840	1:02.357	1:51.448	1:01.035	107.4	44:18.184
12	1	3:52.052	1:01.526	1:50.240	1:00.286	108.7	48:10.236
13	1	3:53.058	1:01.497	1:51.017	1:00.544	108.2	52:03.294
14	1	3:55.594	1:02.131	1:53.058	1:00.405	107.0	55:58.888
15	1	4:04.412	1:05.120	1:56.705	1:02.587	103.2	1:00:03.300

68 — 1.Marc GORDON — JAGUAR XK150 A

Lap	D	Time	Sector 1	Sector 2	Sector 3	Kph	Elapsed
1	1	4:22.942	1:22.042	1:55.719	1:05.181	94.2	4:22.942
2	1	3:58.130	1:06.525	1:50.730	1:00.875	105.9	8:21.072
3	1	3:55.613	1:05.961	1:49.131	1:00.521	107.0	12:16.685
4	1	3:51.418	1:04.061	1:47.868	59.489	109.0	16:08.103
5	1	3:54.559	1:03.985	1:49.183	1:01.391	107.5	20:02.662

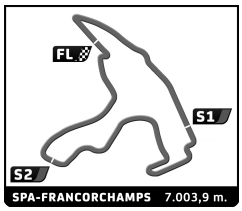

Jaguar Classic Challenge
SPA SIX HOURS
Race
Analysis

Personal Best | Session Best | **B** Crossing the finish line in pit lane

71 — 1.Vincent GAYE, 2.Anthony REID — JAGUAR E-type E

Lap	D	Time	Sector 1	Sector 2	Sector 3	Kph	Elapsed
1	1	3:45.610	1:03.593	1:44.453	57.564	109.8	3:45.610
2	1	3:39.918	59.854	1:43.597	56.467	114.7	7:25.528
3	1	3:39.906	59.077	1:44.236	56.593	114.7	11:05.434
4	1	3:39.028	59.123	1:43.610	56.295	115.1	14:44.462
5	1	3:52.210	59.867	1:55.151	57.192	108.6	18:36.672
6	1	3:39.065	58.260	1:44.106	56.699	115.1	22:15.737
7	1	3:39.514	58.272	1:44.170	57.072	114.9	25:55.251
8	1	3:39.998	58.687	1:44.306	57.005	114.6	29:35.249
9	1	3:49.086 B	58.559	1:44.751	1:05.776	110.1	33:24.335
10	1	5:06.987	2:20.639	1:47.869	58.479	82.1	38:31.322
11	1	3:43.687	1:00.399	1:46.151	57.137	112.7	42:15.009
12	1	3:41.808	59.264	1:45.889	56.655	113.7	45:56.817
13	1	3:39.692	57.996	1:44.691	57.005	114.8	49:36.509
14	1	3:39.504	57.860	1:45.260	56.384	114.9	53:16.013
15	1	3:37.424	57.524	1:43.596	56.304	116.0	56:53.437
16	1	3:44.118	58.940	1:46.605	58.573	112.5	1:00:37.555

72 — 1.Jamie BOOT — JAGUAR E Type E

Lap	D	Time	Sector 1	Sector 2	Sector 3	Kph	Elapsed
1	1	4:21.676	1:20.853	1:55.401	1:05.422	94.7	4:21.676
2	1	3:54.376	1:03.522	1:50.366	1:00.488	107.6	8:16.052
3	1	3:53.696	1:03.352	1:51.059	59.285	107.9	12:09.748
4	1	3:51.068	1:02.689	1:49.356	59.023	109.1	16:00.816
5	1	3:50.313	1:01.795	1:50.093	58.425	109.5	19:51.129
6	1	3:46.721	1:01.506	1:46.797	58.418	111.2	23:37.850
7	1	3:52.497	1:01.035	1:51.686	59.776	108.4	27:30.347
8	1	3:51.397	1:01.608	1:50.870	58.919	109.0	31:21.744
9	1	3:56.556 B	1:02.020	1:47.925	1:06.611	106.6	35:18.300
10	1	5:06.372	2:18.295	1:49.090	58.987	82.3	40:24.672
11	1	3:48.651	1:00.975	1:48.466	59.210	110.3	44:13.323
12	1	3:48.972	1:01.980	1:48.266	58.726	110.1	48:02.295
13	1	3:50.048	1:02.291	1:48.965	58.792	109.6	51:52.343
14	1	3:50.701	1:02.091	1:49.114	59.496	109.3	55:43.044
15	1	3:50.181	1:01.109	1:50.493	58.579	109.5	59:33.225

77 — 1.Marcus GRAF VON OEYN — JAGUAR E-Type E

Lap	D	Time	Sector 1	Sector 2	Sector 3	Kph	Elapsed
1	1	3:39.895	59.276	1:43.387	57.232	112.7	3:39.895
2	1	3:38.751	58.495	1:43.792	56.464	115.3	7:18.646
3	1	3:36.426	57.127	1:43.452	55.847	116.5	10:55.072
4	1	3:35.973	57.096	1:42.988	55.889	116.7	14:31.045
5	1	3:35.762	56.746			116.9	18:06.807
6	1	3:45.930	1:06.780	1:43.124	56.026	111.6	21:52.737
7	1	3:36.568	57.545	1:43.355	55.668	116.4	25:29.305
8	1	3:34.808	57.235	1:43.063	54.510	117.4	29:04.113
9	1	3:33.663	56.348	1:42.167	55.148	118.0	32:37.776
10	1	3:39.743 B	56.714	1:41.841	1:01.188	114.7	36:17.519
11	1	4:51.800	2:12.804	1:43.117	55.879	86.4	41:09.319
12	1	3:38.255	57.175	1:45.288	55.792	115.5	44:47.574
13	1	3:36.671	57.575	1:43.121	55.975	116.4	48:24.245
14	1	3:36.511	57.280	1:43.008	56.223	116.5	52:00.756
15	1	3:35.314	57.408			117.1	55:36.070
16	1	3:37.130	57.604	1:44.037	55.489	116.1	59:13.200

78 — 1.Georg NOLTE, 2.Michael FUNKE — JAGUAR E Type E

Lap	D	Time	Sector 1	Sector 2	Sector 3	Kph	Elapsed
1	1	4:24.712	1:12.686	2:00.988	1:11.038	93.6	4:24.712
2	1	4:21.298	1:13.949	2:00.775	1:06.574	96.5	8:46.010
3	1	4:16.016	1:10.693	1:58.812	1:06.511	98.5	13:02.026
4	1	4:32.427 B	1:10.707	2:01.445	1:20.275	92.6	17:34.453

82 — 1.Robert BINFIELD — JAGUAR E-Type D

Lap	D	Time	Sector 1	Sector 2	Sector 3	Kph	Elapsed
1	1	4:23.089	1:21.748	1:55.439	1:05.902	94.2	4:23.089
2	1	3:57.833	1:06.046	1:50.321	1:01.466	106.0	8:20.922
3	1	3:53.469	1:03.632	1:49.346	1:00.491	108.0	12:14.391
4	1	3:52.533	1:03.656	1:48.723	1:00.154	108.4	16:06.924
5	1	3:54.413	1:03.565	1:49.908	1:00.940	107.6	20:01.337
6	1	3:49.300	1:01.919	1:48.864	58.517	110.0	23:50.637
7	1	3:47.729	1:01.922	1:47.798	58.009	110.7	27:38.366
8	1	3:46.731	1:00.575	1:47.349	58.807	111.2	31:25.097
9	1	3:47.858	1:01.450	1:47.598	58.810	110.7	35:12.955
10	1	3:56.756 B	1:02.153	1:48.640	1:05.963	106.5	39:09.711
11	1	4:58.838	2:13.442	1:47.479	57.917	84.4	44:08.549
12	1	3:47.340	1:00.177	1:48.606	58.557	110.9	47:55.889
13	1	3:45.819	1:00.585	1:47.434	57.800	111.7	51:41.708
14	1	3:46.033	59.641	1:48.172	58.220	111.6	55:27.741
15	1	3:49.884	1:01.292	1:49.284	59.308	109.7	59:17.625

84 — 1.Read GOMM — JAGUAR E Type E

Lap	D	Time	Sector 1	Sector 2	Sector 3	Kph	Elapsed
1	1	4:20.548	1:16.418	1:57.617	1:06.513	95.1	4:20.548
2	1	3:57.846	1:06.111	1:50.372	1:01.363	106.0	8:18.394
3	1	3:55.273	1:04.401	1:49.602	1:01.270	107.2	12:13.667
4	1	3:53.227	1:03.324	1:49.274	1:00.629	108.1	16:06.894
5	1	3:52.003	1:02.725	1:50.370	58.908	108.7	19:58.897
6	1	3:46.433	1:00.573	1:47.867	57.993	111.4	23:45.330
7	1	3:47.326	1:00.386	1:48.388	58.552	110.9	27:32.656
8	1	3:49.907	1:01.272	1:49.512	59.123	109.7	31:22.563
9	1	3:56.562 B	1:01.744	1:48.665	1:06.153	106.6	35:19.125
10	1	5:00.666	2:15.454	1:47.366	57.846	83.9	40:19.791
11	1	3:45.217	1:00.584	1:47.183	57.450	112.0	44:05.008
12	1	3:45.136	1:00.031	1:47.549	57.556	112.0	47:50.144
13	1	3:46.224	1:00.525	1:47.699	58.000	111.5	51:36.368
14	1	3:45.400	1:00.906	1:46.820	57.674	111.9	55:21.768
15	1	3:49.188	1:01.303	1:49.615	58.270	110.0	59:10.956

85 — 1.Christopher LILLINGSTON, 2.Richard MEINS — JAGUAR E-type E

Lap	D	Time	Sector 1	Sector 2	Sector 3	Kph	Elapsed
1	1	4:01.672	1:09.310	1:52.760	59.602	102.5	4:01.672
2	1	3:48.630	1:00.837	1:48.648	59.145	110.3	7:50.302

SPA SIX HOURS FRANCORCHAMPS
SEPTEMBER 25, 26, 27, 28, 29 • 2019

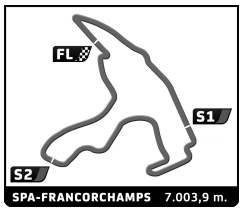

Jaguar Classic Challenge
SPA SIX HOURS
Race
Analysis

Personal Best | Session Best | **B** Crossing the finish line in pit lane

111 — 1.Oliver BRYANT / 2.Grahame BRYANT — JAGUAR E Type (E)

Lap	D	Time	Sector 1	Sector 2	Sector 3	Kph	Elapsed
1	1	4:29.103	1:20.498	1:58.250	1:10.355	92.1	4:29.103
2	1	4:18.735	1:10.375	2:00.743	1:07.617	97.5	8:47.838
3	1	4:14.192	1:09.986	1:58.080	1:06.126	99.2	13:02.030
4	1	4:10.505	1:08.301	1:56.401	1:05.803	100.7	17:12.535
5	1	4:16.156 B	1:08.313	1:55.570	1:12.273	98.4	21:28.691
6	1	5:00.923	2:19.508	1:45.145	56.270	83.8	26:29.614
7	1	3:41.030	59.588	1:44.566	56.876	114.1	30:10.644
8	1	3:39.364	58.825	1:44.599	55.940	114.9	33:50.008
9	1	3:41.190	1:01.378	1:43.432	56.380	114.0	37:31.198
10	1	3:40.542	58.972	1:45.188	56.382	114.3	41:11.740
11	1	3:40.345	59.163	1:43.639	57.543	114.4	44:52.085
12	1	3:41.344	59.639	1:45.496	56.209	113.9	48:33.429
13	1	3:38.947	58.635	1:44.340	55.972	115.2	52:12.376
14	1	3:40.352	58.991	1:45.571	55.790	114.4	55:52.728
15	1	3:41.336	58.897	1:46.420	56.019	113.9	59:34.064

120 — 1.Christopher KEITH-LUCAS / 2.Andrew KEITH-LUCAS — JAGUAR XK120 (A)

Lap	D	Time	Sector 1	Sector 2	Sector 3	Kph	Elapsed
1	1	4:19.241	1:22.051	1:53.064	1:04.126	95.6	4:19.241
2	1	3:58.125	1:03.975	1:50.086	1:04.064	105.9	8:17.366
3	1	3:55.322	1:03.530	1:50.751	1:01.041	107.1	12:12.688
4	1	3:53.652	1:03.195	1:49.650	1:00.807	107.9	16:06.340
5	1	3:49.255	1:02.179	1:47.734	59.342	110.0	19:55.595
6	1	3:50.756	1:02.175	1:48.926	59.655	109.3	23:46.351
7	1	3:57.108	1:08.537	1:49.075	59.496	106.3	27:43.459
8	1	4:00.736 B	1:02.847	1:50.436	1:07.453	104.7	31:44.195
9	1	5:23.768	2:31.860	1:52.067	59.841	77.9	37:07.963
10	1	3:57.157	1:04.621	1:51.361	1:01.175	106.3	41:05.120
11	1	3:56.474	1:05.658	1:51.483	59.333	106.6	45:01.594
12	1	3:52.509	1:02.808	1:50.257	59.444	108.4	48:54.103
13	1	3:52.887	1:01.763	1:50.535	1:00.589	108.3	52:46.990
14	1	3:53.715	1:04.016	1:50.789	58.910	107.9	56:40.705
15	1	3:58.180	1:02.157	1:55.581	1:00.442	105.9	1:00:38.885

179 — 1.Christopher MILNER / 2.Nigel GREENSALL — JAGUAR E-type (D)

Lap	D	Time	Sector 1	Sector 2	Sector 3	Kph	Elapsed
1	1	4:11.590	1:11.661	1:56.722	1:03.207	98.5	4:11.590
2	1	4:01.800	1:06.419	1:53.008	1:02.373	104.3	8:13.390
3	1	3:54.998	1:03.462	1:51.168	1:00.368	107.3	12:08.388
4	1	3:49.827	1:02.759	1:49.440	57.628	109.7	15:58.215
5	1	3:50.303	1:02.563	1:48.624	59.116	109.5	19:48.518
6	1	3:48.103	1:00.294	1:48.686	59.123	110.5	23:36.621
7	1	3:49.551	1:01.438	1:49.395	58.718	109.8	27:26.172
8	1	3:55.852 B	1:00.055	1:49.348	1:06.449	106.9	31:22.024
9	1	5:04.053	2:23.913	1:44.217	55.923	82.9	36:26.077
10	1	3:36.629	58.411	1:43.448	54.770	116.4	40:02.706
11	1	3:35.723	57.198	1:43.168	55.357	116.9	43:38.429
12	1	3:36.284	56.962	1:43.526	55.796	116.6	47:14.713
13	1	3:34.638	57.328	1:42.573	54.737	117.5	50:49.351
14	1	3:37.434	56.877	1:44.899	55.658	116.0	54:26.785
15	1	3:34.172	57.292	1:42.217	54.663	117.7	58:00.957
16	1	3:35.324	56.747	1:43.559	55.018	117.1	1:01:36.281

266 — 1.Michael CULLEN / 2.Patrick SHOVLIN — JAGUAR E-type (E)

Lap	D	Time	Sector 1	Sector 2	Sector 3	Kph	Elapsed
1	1	4:02.635	1:13.081	1:50.372	59.182	102.1	4:02.635
2	1	3:48.235	1:02.557	1:46.602	59.076	110.5	7:50.870
3	1	3:48.409	1:01.413	1:47.810	59.186	110.4	11:39.279
4	1	3:46.475	1:01.999	1:45.920	58.556	111.3	15:25.754
5	1	3:49.215	1:01.505	1:48.076	59.634	110.0	19:14.969
6	1	3:46.196	1:00.175	1:46.803	59.218	111.5	23:01.165
7	1	3:47.867	1:02.338	1:46.282	59.247	110.7	26:49.032
8	1	3:48.721	1:01.498	1:47.223	1:00.000	110.2	30:37.753
9	1	3:55.798 B	1:01.639	1:46.838	1:07.321	106.9	34:33.551
10	1	5:04.505	2:15.229	1:48.695	1:00.581	82.8	39:38.056
11	1	3:50.291	1:02.646	1:47.442	1:00.203	109.5	43:28.347
12	1	3:49.839	1:01.555	1:48.713	59.571	109.7	47:18.186
13	1	3:46.912	1:00.737	1:47.408	58.767	111.1	51:05.098
14	1	3:55.003	1:01.307	1:54.889	58.807	107.3	55:00.101
15	1	3:48.802	1:00.848	1:47.235	1:00.719	110.2	58:48.903
16	1	4:03.791	1:02.473	1:59.716	1:01.602	103.4	1:02:52.694