GRAF VON FABER-CASTELL

HISTORIC GRAND PRIX CARS ASSOCIATION

GRID 7

Historic Grand Prix Cars Association

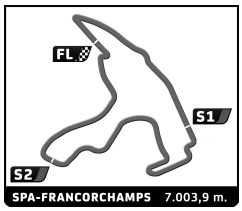

Historic Grand Prix Cars Association

SPA SIX HOURS

Qualifying

Analysis

Personal Best | Session Best | B Crossing the finish line in pit lane

2 Roderick JOLLEY — GB — LISTER JAGUAR

Lap	Time	Sector 1	Sector 2	Sector 3	Kph	Elapsed
1	3:52.576	1:25.366	1:37.317	49.893	106.5	3:52.576
2	3:03.323	51.030	1:25.417	46.876	137.5	6:55.899
3	3:00.086	49.591	1:23.161	47.334	140.0	9:55.985
4	2:58.337	48.669	1:23.239	46.429	141.4	12:54.322
5	2:59.378	51.557	1:22.532	45.289	140.6	15:53.700
6	2:56.705	48.867	1:22.235	45.603	142.7	18:50.405
7	2:58.922	48.566	1:22.917	47.439	140.9	21:49.327
8	2:58.830	48.860	1:22.529	47.441	141.0	24:48.157
9	3:35.214 B	50.355	1:33.108	1:11.751	117.2	28:23.371

3 Barry CANNELL — GB — BRABHAM BT11A

Lap	Time	Sector 1	Sector 2	Sector 3	Kph	Elapsed
1	4:43.456	2:20.165	1:32.731	50.560	87.4	4:43.456
2	3:03.454	50.236	1:26.769	46.449	137.4	7:46.910
3	2:54.536	47.729	1:21.242	45.565	144.5	10:41.446
4	2:50.950	46.971	1:19.506	44.473	147.5	13:32.396
5	2:51.713	47.231	1:18.686	45.796	146.8	16:24.109
6	2:48.879	47.044	1:18.490	43.345	149.3	19:12.988
7	2:48.711	46.340	1:18.526	43.845	149.5	22:01.699
8	2:48.853	47.493	1:18.478	42.882	149.3	24:50.552
9	3:30.376 B	50.390	1:27.106	1:12.880	119.9	28:20.928

4 Gregory THORNTON — GB — LDS 03

Lap	Time	Sector 1	Sector 2	Sector 3	Kph	Elapsed
1	3:35.708 B	1:09.404	1:27.047	59.257	114.9	3:35.708
2	4:55.102	2:43.315	1:23.952	47.835	85.4	8:30.810
3	3:04.180	53.215	1:22.969	47.996	136.9	11:34.990
4	2:59.752	52.058	1:21.045	46.649	140.3	14:34.742
5	3:01.285	53.142	1:21.381	46.762	139.1	17:36.027
6	2:59.981	51.378	1:21.882	46.721	140.1	20:36.008
7	2:58.582	50.998	1:20.204	47.380	141.2	23:34.590

5 Richard PILKINGTON (TANIA PILKINGT — GB — TALBOT T 26 SS

Lap	Time	Sector 1	Sector 2	Sector 3	Kph	Elapsed
1	4:24.084	1:52.485	1:37.253	54.346	93.8	4:24.084
2	3:32.141	1:01.564	1:36.313	54.264	118.9	7:56.225
3	3:26.633	59.297	1:34.205	53.131	122.0	11:22.858
4	3:28.695	59.968	1:35.038	53.689	120.8	14:51.553
5	3:28.140	59.835	1:33.684	54.621	121.1	18:19.693
6	3:32.939	58.934	1:36.780	57.225	118.4	21:52.632
7	3:49.661 B	1:00.261	1:34.580	1:14.820	109.8	25:42.293

6 Martin EYRE — GB — COOPER BRISTOL F2/T23/25

Lap	Time	Sector 1	Sector 2	Sector 3	Kph	Elapsed
1	4:30.098	1:58.062	1:37.138	54.898	91.7	4:30.098
2	3:25.241	1:00.146	1:32.531	52.564	122.9	7:55.339
3	3:25.008 B	55.332	1:28.849	1:00.827	123.0	11:20.347
4	5:21.748	3:02.064	1:28.776	50.908	78.4	16:42.095
5	3:15.839	55.727	1:29.418	50.694	128.7	19:57.934
6	3:11.690	55.790	1:26.831	49.069	131.5	23:09.624
7	3:11.213	54.798	1:27.040	49.375	131.9	26:20.837

7 Joaquin FOLCH-RUSINOL — ES — LOTUS 16 365

Lap	Time	Sector 1	Sector 2	Sector 3	Kph	Elapsed
1	3:24.340	1:10.238	1:26.988	47.114	121.2	3:24.340
2	2:51.843	47.752	1:19.561	44.530	146.7	6:16.183
3	2:52.645	48.108	1:19.956	44.581	146.0	9:08.828
4	2:50.839	47.225	1:19.845	43.769	147.6	11:59.667
5	2:53.724	47.487	1:21.320	44.917	145.1	14:53.391
6	2:49.427	47.216	1:18.938	43.273	148.8	17:42.818
7	2:52.281	48.612	1:19.355	44.314	146.4	20:35.099
8	2:53.097	47.622	1:18.509	46.966	145.7	23:28.196
9	2:49.899	48.061	1:18.362	43.476	148.4	26:18.095
10	3:28.547 B	46.644	1:22.672	1:19.231	120.9	29:46.642

8 Anthony DITHERIDGE — GB — COOPER T45

Lap	Time	Sector 1	Sector 2	Sector 3	Kph	Elapsed
1	5:21.274	2:32.939	1:42.905	1:05.430	77.1	5:21.274
2	3:51.518	1:03.554	1:44.625	1:03.339	108.9	9:12.792
3	3:08.298	53.122	1:26.698	48.478	133.9	12:21.090
4	3:05.183	51.405	1:25.467	48.311	136.2	15:26.273
5	3:31.780 B	52.242	1:27.097	1:12.441	119.1	18:58.053

10 William NUTHALL (GIORGIO MARCHI) — GB — COOPER T53

Lap	Time	Sector 1	Sector 2	Sector 3	Kph	Elapsed
1	4:43.780	2:32.490	1:25.752	45.538	87.3	4:43.780
2	2:52.762	47.731	1:21.221	43.810	145.9	7:36.542
3	2:52.707	50.360	1:18.738	43.609	146.0	10:29.249

12 John EMERY — GB — BRABHAM BT4

Lap	Time	Sector 1	Sector 2	Sector 3	Kph	Elapsed
1	5:23.399	2:26.161	1:51.633	1:05.605	76.6	5:23.399
2	3:51.659	1:03.696	1:45.169	1:02.794	108.8	9:15.058
3	3:39.435	59.687	1:40.788	58.960	114.9	12:54.493
4	3:37.146	59.864	1:39.771	57.511	116.1	16:31.639
5	3:31.755	58.048	1:38.627	55.080	119.1	20:03.394
6	3:31.691	57.379	1:36.927	57.385	119.1	23:35.085
7	3:32.269	58.580	1:38.051	55.638	118.8	27:07.354

15 Thomas MATZELBERGER — AT — COOPER T45/51

Lap	Time	Sector 1	Sector 2	Sector 3	Kph	Elapsed
1	4:22.353	1:51.849	1:36.055	54.449	94.4	4:22.353
2	3:20.229	57.475	1:30.964	51.790	125.9	7:42.582
3	3:11.194	53.360	1:28.237	49.597	131.9	10:53.776
4	3:11.701	52.530	1:29.453	49.718	131.5	14:05.477
5	3:11.510	52.574	1:29.307	49.629	131.7	17:16.987
6	3:04.440	50.532	1:25.919	47.989	136.7	20:21.427
7	3:10.031	50.581	1:26.041	53.409	132.7	23:31.458
8	3:01.007	50.282	1:23.549	47.176	139.3	26:32.465

16 Marc VALVEKENS — BE — ASTON MARTIN DBR4/4

Lap	Time	Sector 1	Sector 2	Sector 3	Kph	Elapsed
1	5:00.333	2:19.092	1:43.273	57.968	82.5	5:00.333
2	3:25.069	1:00.795	1:32.367	51.907	123.0	8:25.402
3	3:13.324	56.417	1:27.119	49.788	130.4	11:38.726
4	3:07.855	53.789	1:25.852	48.214	134.2	14:46.581
5	3:07.938	52.731	1:26.817	48.390	134.2	17:54.519
6	3:06.022	52.904	1:25.779	47.339	135.5	21:00.541

17 Stephan RETTENMAIER — DE — MASERATI 250F

SPA SIX HOURS FRANCORCHAMPS
SEPTEMBER 25, 26, 27, 28, 29 • 2019

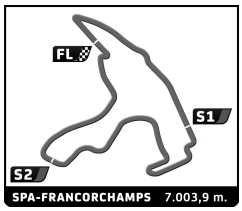

Historic Grand Prix Cars Association

SPA SIX HOURS

Qualifying

Analysis

Personal Best | Session Best | B Crossing the finish line in pit lane

Lap	Time	Sector 1	Sector 2	Sector 3	Kph	Elapsed
1	5:00.818	2:20.773	1:42.310	57.735	82.4	5:00.818
2	3:20.903	56.081	1:33.342	51.480	125.5	8:21.721
3	3:16.662	55.061	1:31.151	50.450	128.2	11:38.383
4	3:17.848	54.066	1:32.455	51.327	127.4	14:56.231
5	3:18.064	54.963	1:32.030	51.071	127.3	18:14.295
6	3:16.455	53.886	1:30.506	52.063	128.3	21:30.750
7	3:16.215	55.000	1:30.408	50.807	128.5	24:46.965
8	3:19.310	54.813	1:31.846	52.651	126.5	28:06.275

18 Philippe BONNY — FR
BRABHAM BT2

Lap	Time	Sector 1	Sector 2	Sector 3	Kph	Elapsed
1	4:12.969	1:54.374	1:30.672	47.923	97.9	4:12.969
2	3:06.526	53.516	1:25.029	47.981	135.2	7:19.495
3	3:02.948	51.318	1:24.923	46.707	137.8	10:22.443
4	3:03.218	50.266	1:25.411	47.541	137.6	13:25.661
5	3:01.970	50.340	1:23.749	47.881	138.6	16:27.631
6	2:59.461	51.475	1:22.006	45.980	140.5	19:27.092
7	3:24.900	49.995	1:45.604	49.301	123.1	22:51.992
8	3:00.437	51.099	1:23.088	46.250	139.7	25:52.429
9	3:44.458 B	52.725	1:27.255	1:24.478	112.3	29:36.887

19 Paul GRANT — BE
COOPER BRISTOL MK 2 3/53

Lap	Time	Sector 1	Sector 2	Sector 3	Kph	Elapsed
1	4:21.079	1:44.496	1:37.137	59.446	94.9	4:21.079
2	3:29.881	1:02.979	1:33.784	53.118	120.1	7:50.960
3	3:16.392	57.547	1:29.221	49.624	128.4	11:07.352
4	3:14.280	56.115	1:28.167	49.998	129.8	14:21.632
5	3:17.909	55.814	1:31.465	50.630	127.4	17:39.541
6	3:12.281	56.804	1:26.584	48.893	131.1	20:51.822
7	3:12.837	56.050	1:27.367	49.420	130.8	24:04.659
8	3:13.921	55.639	1:28.041	50.241	130.0	27:18.580

20 Christian DUMOLIN — BE
MASERATI 250F 2522

Lap	Time	Sector 1	Sector 2	Sector 3	Kph	Elapsed
1	3:57.033	1:24.229	1:37.477	55.327	104.5	3:57.033
2	3:28.722	57.652	1:36.549	54.521	120.8	7:25.755
3	3:18.502	54.519	1:32.753	51.230	127.0	10:44.257
4	3:16.363	54.138	1:30.708	51.517	128.4	14:00.620
5	3:22.494	54.793	1:34.775	52.926	124.5	17:23.114
6	3:18.476	54.751	1:31.666	52.059	127.0	20:41.590
7	3:16.928	53.514	1:31.551	51.863	128.0	23:58.518
8	3:32.771 B	53.385	1:35.640	1:03.746	118.5	27:31.289

21 Ian NUTHALL — GB
ALTA F2

Lap	Time	Sector 1	Sector 2	Sector 3	Kph	Elapsed
1	4:21.770	1:45.799	1:36.770	59.201	94.6	4:21.770
2	3:30.465	1:03.328	1:33.516	53.621	119.8	7:52.235
3	3:16.570	57.655	1:28.737	50.178	128.3	11:08.805
4	3:13.352	55.353	1:28.017	49.982	130.4	14:22.157
5	3:18.103	55.658	1:31.851	50.594	127.3	17:40.260
6	3:26.432	1:00.636	1:32.810	52.986	122.1	21:06.692
7	3:08.202	54.481	1:24.992	48.729	134.0	24:14.894
8	3:10.960	54.358	1:27.568	49.034	132.0	27:25.854

22 Steven HART (GERRY HANN) — GB
MASERATI 250F CM7

Lap	Time	Sector 1	Sector 2	Sector 3	Kph	Elapsed
1	3:59.059	1:40.912	1:27.051	51.096	103.6	3:59.059
2	2:59.176	48.701	1:23.435	47.040	140.7	6:58.235
3	2:59.591	48.582	1:24.569	46.440	140.4	9:57.826
4	2:56.700	48.568	1:22.668	45.464	142.7	12:54.526
5	2:57.122	49.573	1:22.698	44.851	142.4	15:51.648
6	2:56.082	48.188	1:22.818	45.076	143.2	18:47.730
7	2:57.283	47.877	1:23.533	45.873	142.2	21:45.013
8	3:14.644 B	49.127	1:25.021	1:00.496	129.5	24:59.657

23 Barry WOOD — GB
COOPER BRISTOL MK 1 6/52

Lap	Time	Sector 1	Sector 2	Sector 3	Kph	Elapsed
1	4:09.247	1:31.980	1:41.803	55.464	99.4	4:09.247
2	3:26.689	59.569	1:33.908	53.212	122.0	7:35.936
3	3:20.463	57.479	1:30.410	52.574	125.8	10:56.399
4	3:22.088	58.876	1:31.331	51.881	124.8	14:18.487
5	3:20.406	58.257	1:31.601	50.548	125.8	17:38.893
6	3:19.615	57.523	1:31.197	50.895	126.3	20:58.508
7	3:20.996	57.711	1:31.661	51.624	125.4	24:19.504
8	3:39.720 B	57.243	1:33.345	1:09.132	114.8	27:59.224

24 Ingo STROLZ — AT
COOPER T51

Lap	Time	Sector 1	Sector 2	Sector 3	Kph	Elapsed
1	4:01.053	1:29.268	1:36.318	55.467	102.8	4:01.053
2	3:16.436	56.375	1:30.087	49.974	128.4	7:17.489
3	3:11.360	51.797	1:30.560	49.003	131.8	10:28.849
4	3:14.123	57.512	1:27.468	49.143	129.9	13:42.972
5	3:07.276	52.242	1:27.593	47.441	134.6	16:50.248
6	3:07.932	50.499	1:27.591	49.842	134.2	19:58.180
7	3:04.001	51.228	1:25.134	47.639	137.0	23:02.181
8	3:04.062	52.428	1:24.905	46.729	137.0	26:06.243
9	3:39.656 B	49.947	1:28.690	1:21.019	114.8	29:45.899

25 Andy MIDDLEHURST (JOHN BOWERS) — GB
LOTUS 25 R4

Lap	Time	Sector 1	Sector 2	Sector 3	Kph	Elapsed
1	3:22.355	1:08.712	1:26.512	47.131	122.4	3:22.355
2	2:52.751	48.582	1:18.687	45.482	146.0	6:15.106
3	2:52.244	47.562	1:17.792	46.890	146.4	9:07.350
4	2:49.191	47.200	1:16.821	45.170	149.0	11:56.541
5	2:54.860	49.740	1:20.723	44.397	144.2	14:51.401
6	2:49.085	47.472	1:17.877	43.736	149.1	17:40.486
7	2:50.993	48.415	1:18.772	43.806	147.5	20:31.479
8	2:49.939	46.584	1:18.871	44.484	148.4	23:21.418
9	2:47.726	47.202	1:17.895	42.629	150.3	26:09.144
10	3:34.079 B	46.796	1:18.563	1:28.720	117.8	29:43.223

27 Klara RETTENMAIER — DE
MASERATI A6GCM

Lap	Time	Sector 1	Sector 2	Sector 3	Kph	Elapsed
1	5:33.705	2:38.000	1:50.779	1:04.926	74.2	5:33.705
2	4:00.893	1:11.241	1:46.194	1:03.458	104.7	9:34.598
3	4:01.458	1:11.788	1:46.408	1:03.262	104.4	13:36.056
4	3:54.506	1:08.731	1:45.045	1:00.730	107.5	17:30.562
5	3:51.387	1:08.085	1:43.263	1:00.039	109.0	21:21.949
6	3:49.365	1:06.321	1:42.479	1:00.565	109.9	25:11.314
7	4:21.547 B	1:05.779	1:46.317	1:29.451	96.4	29:32.861

30 Julian BRONSON — GB
SCARAB OFFENHAUSER

Lap	Time	Sector 1	Sector 2	Sector 3	Kph	Elapsed
1	4:47.170	2:25.928	1:32.062	49.180	86.3	4:47.170

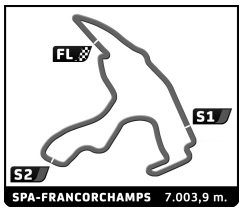

Historic Grand Prix Cars Association

SPA SIX HOURS

Qualifying

Analysis

Personal Best | Session Best | B Crossing the finish line in pit lane

31 Guillermo FIERRO — ES — MASERATI 250F 2523

Lap	Time	Sector 1	Sector 2	Sector 3	Kph	Elapsed
2	3:25.087	57.671	1:36.092	51.324	122.9	8:12.257
3	4:25.044 B				95.1	12:37.301
1	4:57.879	2:35.873	1:32.069	49.937	83.2	4:57.879
2	3:00.736	51.399	1:23.546	45.791	139.5	7:58.615
3	3:00.014	50.462	1:24.178	45.374	140.1	10:58.629
4	2:59.777	50.153	1:24.016	45.608	140.3	13:58.406
5	2:56.416	49.478	1:21.785	45.153	142.9	16:54.822
6	2:56.553	49.540	1:21.785	45.228	142.8	19:51.375
7	2:56.311	49.521	1:21.312	45.478	143.0	22:47.686
8	2:55.117	49.092	1:20.997	45.028	144.0	25:42.803
9	3:45.612 B	52.620	1:29.581	1:23.411	111.8	29:28.415

32 Bernardo HARTOGS — GB — LOTUS 18/21 916

Lap	Time	Sector 1	Sector 2	Sector 3	Kph	Elapsed
1	3:45.585	1:23.243	1:32.179	50.163	109.8	3:45.585
2	3:09.056	53.142	1:27.469	48.445	133.4	6:54.641
3	3:07.971	51.831	1:28.373	47.767	134.1	10:02.612
4	3:01.209	50.893	1:23.750	46.566	139.1	13:03.821
5	3:01.682	50.799	1:23.518	47.365	138.8	16:05.503
6	3:01.045	51.772	1:23.040	46.233	139.3	19:06.548
7	2:59.755	51.179	1:23.374	45.202	140.3	22:06.303
8	2:57.319	50.065	1:21.580	45.674	142.2	25:03.622
9	3:23.961 B	50.108	1:26.236	1:07.617	123.6	28:27.583

33 Christopher PHILLIPS — GB — COOPER BRISTOL MK 2 6/53

Lap	Time	Sector 1	Sector 2	Sector 3	Kph	Elapsed
1	3:45.214	1:18.634	1:33.346	53.234	110.0	3:45.214
2	3:13.077	55.993	1:26.827	50.257	130.6	6:58.291
3	3:09.044	54.747	1:25.078	49.219	133.4	10:07.335
4	3:10.010	54.705	1:25.074	50.231	132.7	13:17.345
5	3:08.198	54.531	1:24.236	49.431	134.0	16:25.543
6	3:07.453	54.303	1:23.766	49.384	134.5	19:32.996
7	3:09.305	55.086	1:24.979	49.240	133.2	22:42.301
8	3:08.758	54.694	1:24.584	49.480	133.6	25:51.059
9	3:50.770 B	54.906	1:27.310	1:28.554	109.3	29:41.829

35 Michel BAUDOIN — FR — COOPER T45

Lap	Time	Sector 1	Sector 2	Sector 3	Kph	Elapsed
1	5:16.806	2:23.967	1:49.275	1:03.564	78.2	5:16.806
2	3:26.209	59.042	1:33.922	53.245	122.3	8:43.015
3	3:11.162	53.885	1:28.460	48.817	131.9	11:54.177
4	3:10.509	52.612	1:29.193	48.704	132.4	15:04.686
5	3:14.720	52.748	1:30.500	51.472	129.5	18:19.406
6	3:10.013	52.652	1:27.263	50.098	132.7	21:29.419
7	3:09.229	52.445	1:27.635	49.149	133.2	24:38.648
8	3:22.517	54.066	1:31.909	56.542	124.5	28:01.165

36 Erik STAES — BE — COOPER BRISTOL MK 7/53

Lap	Time	Sector 1	Sector 2	Sector 3	Kph	Elapsed
1	4:28.080	1:49.350	1:41.174	57.556	92.4	4:28.080
2	3:29.363	59.162	1:34.915	55.286	120.4	7:57.443
3	3:20.022	56.970	1:31.311	51.741	126.1	11:17.465
4	3:17.212	56.128	1:30.064	51.020	127.9	14:34.677
5	3:17.993	56.349	1:31.435	50.209	127.3	17:52.670
6	3:16.650	56.332	1:29.598	50.720	128.2	21:09.320
7	3:15.933	55.354	1:28.306	52.273	128.7	24:25.253
8	3:30.401 B	55.711	1:30.621	1:04.069	119.8	27:55.654

40 Stephan JOEBSTL — AT — COOPER T45/51

Lap	Time	Sector 1	Sector 2	Sector 3	Kph	Elapsed
1	5:17.889	2:24.772	1:49.689	1:03.428	77.9	5:17.889
2	3:49.786	1:09.963	1:40.466	59.357	109.7	9:07.675
3	3:38.898	1:00.936	1:40.106	57.856	115.2	12:46.573
4	3:38.066	1:01.195	1:38.514	58.357	115.6	16:24.639
5	3:34.708	1:00.570	1:36.990	57.148	117.4	19:59.347
6	3:34.909	59.183	1:37.284	58.442	117.3	23:34.256
7	3:41.452	59.263	1:43.554	58.635	113.9	27:15.708

45 Thierry De Latre DUBOSQUEAU — BE — COOPER T45

Lap	Time	Sector 1	Sector 2	Sector 3	Kph	Elapsed
1	4:43.669 B	2:06.136	1:31.287	1:06.246	87.3	4:43.669
2	3:57.350	1:40.479	1:27.054	49.817	106.2	8:41.019
3	3:08.123	55.002	1:24.421	48.700	134.0	11:49.142
4	3:09.756	54.144	1:27.477	48.135	132.9	14:58.898
5	3:10.484	54.154	1:28.438	47.892	132.4	18:09.382
6	3:07.465	53.417	1:24.353	49.695	134.5	21:16.847
7	3:07.190	54.276	1:23.986	48.928	134.7	24:24.037
8	3:10.668	53.063	1:28.450	49.155	132.2	27:34.705

49 Andrew BEAUMONT — GB — LOTUS 18 915

Lap	Time	Sector 1	Sector 2	Sector 3	Kph	Elapsed
1	3:41.444	1:23.607	1:28.841	48.996	111.9	3:41.444
2	2:57.359	48.858	1:21.802	46.699	142.2	6:38.803
3	2:53.828	48.377	1:20.297	45.154	145.1	9:32.631
4	2:54.739	47.106	1:23.131	44.502	144.3	12:27.370
5	2:51.845	46.892	1:21.192	43.761	146.7	15:19.215
6	2:56.353	46.731	1:22.338	47.284	143.0	18:15.568
7	2:53.149	48.326	1:20.294	44.529	145.6	21:08.717
8	2:53.324	48.294	1:20.154	44.876	145.5	24:02.041
9	2:59.475	48.226	1:24.957	46.292	140.5	27:01.516

50 Wulf GOETZE — DE — COOPER T53

Lap	Time	Sector 1	Sector 2	Sector 3	Kph	Elapsed
1	3:57.460	1:36.161	1:30.397	50.902	104.3	3:57.460
2	2:59.322	49.239	1:22.841	47.242	140.6	6:56.782
3	3:00.733	49.760	1:24.543	46.430	139.5	9:57.515
4	2:59.185	49.305	1:23.864	46.016	140.7	12:56.700
5	2:57.998	49.716	1:22.879	45.403	141.7	15:54.698
6	2:56.447	48.850	1:21.598	45.999	142.9	18:51.145
7	2:59.010	49.924	1:22.690	46.396	140.9	21:50.155
8	2:59.680	49.345	1:23.347	46.988	140.3	24:49.835
9	3:14.520	48.555	1:31.284	54.681	129.6	28:04.355

51 Andrew SMITH (TIM ROSS) — GB — COOPER T43/51

Lap	Time	Sector 1	Sector 2	Sector 3	Kph	Elapsed
1	4:01.503				102.6	4:01.503
2	3:08.503				133.8	7:10.006
3	3:01.891				138.6	10:11.897
4	3:02.568				138.1	13:14.465
5	3:22.763 B				124.4	16:37.228

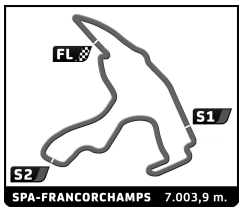

Historic Grand Prix Cars Association

SPA SIX HOURS

Qualifying

Analysis

Personal Best | Session Best | **B** Crossing the finish line in pit lane

53 Philipp BUHOFER — CH — LOTUS 44 F23

Lap	Time	Sector 1	Sector 2	Sector 3	Kph	Elapsed
1	4:59.521	2:35.407	1:31.560	52.554	82.7	4:59.521
2	3:04.750	55.059	1:21.859	47.832	136.5	8:04.271
3	3:02.985	52.446	1:23.219	47.320	137.8	11:07.256
4	2:58.610	51.342	1:20.205	47.063	141.2	14:05.866
5	2:57.113	50.608	1:20.822	45.683	142.4	17:02.979
6	2:56.396	51.272	1:19.272	45.852	142.9	19:59.375
7	3:02.407	54.525	1:20.989	46.893	138.2	23:01.782
8	2:54.777	51.530	1:18.123	45.124	144.3	25:56.559
9	3:37.935 B	50.591	1:23.765	1:23.579	115.7	29:34.494

72 Tom DE GRES — BE — BRABHAM BT14

Lap	Time	Sector 1	Sector 2	Sector 3	Kph	Elapsed
1	5:16.497	2:26.716	1:49.490	1:00.291	78.3	5:16.497
2	3:15.682	55.536	1:28.273	51.873	128.9	8:32.179
3	3:07.480	53.217	1:25.701	48.562	134.5	11:39.659
4	3:19.571	53.334	1:38.943	47.294	126.3	14:59.230
5	3:12.368	52.989	1:31.220	48.159	131.1	18:11.598
6	3:06.310	52.760	1:23.486	50.064	135.3	21:17.908
7	3:05.108	52.132	1:24.363	48.613	136.2	24:23.016
8	3:29.003 B	53.331	1:28.785	1:06.887	120.6	27:52.019

75 Niamh WOOD (EDDIE MCGUIRE) — GB — COOPER BRISTOL MK 1 8/52

Lap	Time	Sector 1	Sector 2	Sector 3	Kph	Elapsed
1	3:59.753	1:27.752	1:37.181	54.820	103.3	3:59.753
2	3:32.989	57.224	1:44.280	51.485	118.4	7:32.742
3	3:20.193	56.643	1:31.797	51.753	125.9	10:52.935
4	3:16.479	56.685	1:28.965	50.829	128.3	14:09.414
5	3:12.702	55.206	1:27.900	49.596	130.8	17:22.116
6	3:23.080	56.078	1:34.188	52.814	124.2	20:45.196
7	3:49.914 B	55.558	1:30.371	1:23.985	109.7	24:35.110

80 Nicholas TAYLOR — GB — LOTUS 18 914

Lap	Time	Sector 1	Sector 2	Sector 3	Kph	Elapsed
1	4:01.975	1:39.744	1:32.339	49.892	102.4	4:01.975
2	3:06.088	53.382	1:25.522	47.184	135.5	7:08.063
3	3:00.283	51.871	1:22.040	46.372	139.9	10:08.346
4	3:00.321	51.780	1:22.618	45.923	139.8	13:08.667
5	2:59.739	51.181	1:22.715	45.843	140.3	16:08.406
6	2:58.729	51.119	1:21.548	46.062	141.1	19:07.135
7	2:57.912	50.981	1:21.532	45.399	141.7	22:05.047
8	2:57.628	50.916	1:20.587	46.125	141.9	25:02.675
9	3:41.455 B	51.258	1:38.236	1:11.961	113.9	28:44.130

91 Christopher DRAKE — GB — COOPER T71/73

Lap	Time	Sector 1	Sector 2	Sector 3	Kph	Elapsed
1	6:15.762	1:10.866	1:24.939	3:39.957	65.9	6:15.762
2	2:53.469	49.844	1:19.116	44.509	145.4	9:09.231
3	2:50.666	48.215	1:18.739	43.712	147.7	11:59.897
4	2:55.811	49.610	1:21.557	44.644	143.4	14:55.708
5	2:47.839	47.685	1:17.715	42.439	150.2	17:43.547
6	2:52.358	50.328	1:17.486	44.544	146.3	20:35.905
7	2:52.614	47.671	1:18.344	46.599	146.1	23:28.519
8	2:50.218	48.221	1:18.466	43.531	148.1	26:18.737
9	3:29.078 B	47.606	1:22.122	1:19.350	120.6	29:47.815

99 Mark SHAW — GB — LOTUS 21

Lap	Time	Sector 1	Sector 2	Sector 3	Kph	Elapsed
1	3:28.676	1:13.703	1:27.082	47.891	118.7	3:28.676
2	3:01.542	53.657	1:21.195	46.690	138.9	6:30.218
3	2:59.213	51.742	1:21.700	45.771	140.7	9:29.431
4	3:09.927 B	50.623	1:23.940	55.364	132.8	12:39.358
5	4:51.886	2:39.459	1:26.299	46.128	86.4	17:31.244
6	2:56.904	49.871	1:21.274	45.759	142.5	20:28.148
7	3:02.680	50.006	1:20.516	52.158	138.0	23:30.828
8	2:56.633	49.764	1:21.599	45.270	142.7	26:27.461

120 Alexander MORTON — GB — LOTUS 21 939/952

Lap	Time	Sector 1	Sector 2	Sector 3	Kph	Elapsed
1	4:04.667	1:42.790	1:31.427	50.450	101.3	4:04.667
2	3:13.748	54.398	1:28.887	50.463	130.1	7:18.415
3	3:05.555	53.034	1:24.912	47.609	135.9	10:23.970
4	3:02.622	52.064	1:22.449	48.109	138.1	13:26.592
5	3:04.567	52.017	1:22.341	50.209	136.6	16:31.159
6	2:59.994	51.452	1:21.870	46.672	140.1	19:31.153
7	3:04.058	51.403	1:22.533	50.122	137.0	22:35.211
8	2:59.932	51.775	1:21.570	46.587	140.1	25:35.143
9	3:31.473 B	51.663	1:24.758	1:15.052	119.2	29:06.616

122 Peter HORSMAN — GB — LOTUS 18/21

Lap	Time	Sector 1	Sector 2	Sector 3	Kph	Elapsed
1	4:25.141	2:04.658	1:30.976	49.507	93.4	4:25.141
2	3:00.557	53.179	1:22.697	44.681	139.6	7:25.698
3	2:51.604	47.383	1:20.880	43.341	146.9	10:17.302
4	2:48.550	46.408	1:19.026	43.116	149.6	13:05.852
5	2:48.744	46.631	1:18.024	44.089	149.4	15:54.596
6	2:46.645	45.572	1:18.197	42.876	151.3	18:41.241
7	2:47.683	45.935	1:18.306	43.442	150.4	21:28.924
8	2:47.517	46.002	1:18.020	43.495	150.5	24:16.441
9	3:08.918 B	45.700	1:20.498	1:02.720	133.5	27:25.359

132 Chris LOCKE — US — LOTUS 32B F2 7

Lap	Time	Sector 1	Sector 2	Sector 3	Kph	Elapsed
1	3:26.757	1:11.738	1:27.838	47.181	119.8	3:26.757
2	2:55.623	48.836	1:21.726	45.061	143.6	6:22.380
3	2:55.548	48.425	1:21.661	45.462	143.6	9:17.928
4	2:58.479	49.260	1:24.073	45.146	141.3	12:16.407
5	2:56.400	49.187	1:21.291	45.922	142.9	15:12.807
6	2:59.644	47.478	1:25.226	46.940	140.4	18:12.451
7	2:57.141	49.885	1:21.097	46.159	142.3	21:09.592
8	2:56.646	50.504	1:21.893	44.249	142.7	24:06.238
9	2:57.290	46.951	1:23.503	46.836	142.2	27:03.528

153 Charles MAEERS — GB — COOPER T53

Lap	Time	Sector 1	Sector 2	Sector 3	Kph	Elapsed
1	6:16.934				65.7	6:16.934
2	2:51.263				147.2	9:08.197
3	2:50.626				147.8	11:58.823
4	2:51.886				146.7	14:50.709
5	2:49.105				149.1	17:39.814
6	5:37.691				74.7	23:17.505
7	2:55.694				143.5	26:13.199