GRAF VON FABER-CASTELL

# GRID 6
Aston Martin
Masters Endurance Legends

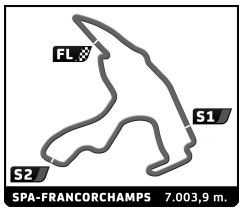


# Aston Martin Masters Endurance Legends
## SPA SIX HOURS
## Qualifying
## Analysis

Personal Best | Session Best | **B** Crossing the finish line in pit lane

### 008 — 1.Christophe D'ANSEMBOU — LOLA Aston DBR1-2 — G3/P1

| Lap | D | Time | Sector 1 | Sector 2 | Sector 3 | Kph | Elapsed |
|---|---|---|---|---|---|---|---|
| 1 | 1 | 4:28.428 | 2:12.605 | 1:30.838 | 44.985 | 92.3 | 4:28.428 |
| 2 | 1 | 4:17.986 B | 58.392 | 1:36.053 | 1:43.541 | 97.7 | 8:46.414 |
| 3 | 1 | 3:21.967 | 1:17.352 | 1:21.512 | 43.103 | 124.8 | 12:08.381 |
| 4 | 1 | 2:39.341 | 42.754 | 1:16.209 | 40.378 | 158.2 | 14:47.722 |
| 5 | 1 | 2:38.403 | 42.661 | 1:16.115 | 39.627 | 159.2 | 17:26.125 |
| 6 | 1 | 2:37.098 | 41.983 | 1:16.376 | 38.739 | 160.5 | 20:03.223 |
| 7 | 1 | 2:35.686 | 41.042 | 1:15.413 | 39.231 | 162.0 | 22:38.909 |
| 8 | 1 | 2:38.322 | 42.579 | 1:15.686 | 40.057 | 159.3 | 25:17.231 |
| 9 | 1 | 2:36.203 | 41.198 | 1:15.906 | 39.099 | 161.4 | 27:53.434 |
| 10 | 1 | 3:02.602 B | 43.401 | 1:23.297 | 55.904 | 138.1 | 30:56.036 |
| 11 | 1 | 6:57.052 | 5:00.378 | 1:17.623 | 39.051 | 60.5 | 37:53.088 |
| 12 | 1 | 2:37.673 | 42.065 | 1:15.844 | 39.764 | 159.9 | 40:30.761 |
| 13 | 1 | 2:35.309 | 42.279 | 1:14.164 | 38.866 | 162.3 | 43:06.070 |
| 14 | 1 | 2:33.478 | 40.684 | 1:14.233 | 38.561 | 164.3 | 45:39.548 |

### 8 — 1.Kriton LENDOUDIS — PEUGEOT 90X — G3/P1

| Lap | D | Time | Sector 1 | Sector 2 | Sector 3 | Kph | Elapsed |
|---|---|---|---|---|---|---|---|
| 1 | 1 | 4:18.357 B | 1:41.490 | 1:32.218 | 1:04.649 | 95.9 | 4:18.357 |
| 2 | 1 | 8:08.034 | 5:56.407 | 1:26.883 | 44.744 | 51.7 | 12:26.391 |
| 3 | 1 | 2:53.245 | 47.157 | 1:22.581 | 43.507 | 145.5 | 15:19.636 |
| 4 | 1 | 2:45.116 | 43.758 | 1:17.893 | 43.465 | 152.7 | 18:04.752 |
| 5 | 1 | 2:44.719 | 44.633 | 1:18.293 | 41.793 | 153.1 | 20:49.471 |
| 6 | 1 | 2:43.211 | 43.210 | 1:17.682 | 42.319 | 154.5 | 23:32.682 |
| 7 | 1 | 2:42.698 | 45.277 | 1:16.542 | 40.879 | 155.0 | 26:15.380 |
| 8 | 1 | 2:38.875 | 43.013 | 1:15.360 | 40.502 | 158.7 | 28:54.255 |
| 9 | 1 | 2:39.430 | 42.868 | 1:16.378 | 40.184 | 158.2 | 31:33.685 |
| 10 | 1 | 2:39.393 | 43.761 | 1:15.726 | 39.906 | 158.2 | 34:13.078 |
| 11 | 1 | 2:44.029 | 48.560 | 1:15.210 | 40.259 | 153.7 | 36:57.107 |
| 12 | 1 | 2:38.073 | 42.977 | 1:14.740 | 40.356 | 159.5 | 39:35.180 |
| 13 | 1 | 2:41.078 | 42.993 | 1:15.161 | 42.924 | 156.5 | 42:16.258 |
| 14 | 1 | 2:38.513 | 43.066 | 1:14.981 | 40.466 | 159.1 | 44:54.771 |

### 16 — 1.Steve TANDY — LOLA B12/60 — G3/P1

| Lap | D | Time | Sector 1 | Sector 2 | Sector 3 | Kph | Elapsed |
|---|---|---|---|---|---|---|---|
| 1 | 1 | 3:50.833 | 1:44.437 | 1:23.574 | 42.822 | 107.3 | 3:50.833 |
| 2 | 1 | 4:19.319 B | 59.964 | 2:00.187 | 1:19.168 | 97.2 | 8:10.152 |
| 3 | 1 | 4:05.798 B | 1:43.270 | 1:21.295 | 1:01.233 | 102.6 | 12:15.950 |
| 4 | 1 | 3:04.390 | 1:06.339 | 1:15.189 | 42.862 | 136.7 | 15:20.340 |
| 5 | 1 | 2:41.784 | 44.312 | 1:17.083 | 40.389 | 155.9 | 18:02.124 |
| 6 | 1 | 2:37.270 | 43.378 | 1:13.914 | 39.978 | 160.3 | 20:39.394 |
| 7 | 1 | 2:37.245 | 44.484 | 1:13.282 | 39.479 | 160.3 | 23:16.639 |
| 8 | 1 | 2:34.425 | 42.407 | 1:13.281 | 38.737 | 163.3 | 25:51.064 |
| 9 | 1 | 2:40.331 | 44.075 | 1:16.310 | 39.946 | 157.3 | 28:31.395 |
| 10 | 1 | 2:34.752 | 42.375 | 1:13.453 | 38.924 | 162.9 | 31:06.147 |
| 11 | 1 | 2:43.782 | 48.554 | 1:16.086 | 39.142 | 153.9 | 33:49.929 |
| 12 | 1 | 2:34.187 | 41.666 | 1:13.049 | 39.472 | 163.5 | 36:24.116 |
| 13 | 1 | 2:33.289 | 41.886 | 1:12.767 | 38.636 | 164.5 | 38:57.405 |
| 14 | 1 | 2:42.981 B | 42.210 | 1:14.424 | 46.347 | 154.7 | 41:40.386 |

### 19 — 1.Simon WATTS, 2.Roberto GIORDANELLI — LOLA B2K/40 — G2/P2

| Lap | D | Time | Sector 1 | Sector 2 | Sector 3 | Kph | Elapsed |
|---|---|---|---|---|---|---|---|
| 1 | 1 | 6:06.581 B | 3:07.582 | 1:45.173 | 1:13.826 | 67.6 | 6:06.581 |
| 2 | 1 | 8:26.330 B | 5:41.882 | 1:37.836 | 1:06.612 | 49.8 | 14:32.911 |
| 3 | 1 | 4:50.658 | 2:27.000 | 1:32.585 | 51.073 | 86.7 | 19:23.569 |
| 4 | 1 | 3:06.842 | 51.628 | 1:27.270 | 47.944 | 134.9 | 22:30.411 |
| 5 | 1 | 3:23.197 B | 53.226 | 1:29.690 | 1:00.281 | 124.1 | 25:53.608 |
| 6 | 1 | 5:51.882 | 3:35.757 | 1:26.371 | 49.754 | 71.7 | 31:45.490 |
| 7 | 1 | 3:01.531 | 50.857 | 1:23.880 | 46.794 | 138.9 | 34:47.021 |
| 8 | 1 | 3:04.681 | 52.151 | 1:25.297 | 47.233 | 136.5 | 37:51.702 |
| 9 | 1 | 3:15.460 B | 52.206 | 1:26.412 | 56.842 | 129.0 | 41:07.162 |

### 20 — 1.James DAVISON, 2.Pierre BRUNEAU — PILBEAM MP91 — G2/P2

| Lap | D | Time | Sector 1 | Sector 2 | Sector 3 | Kph | Elapsed |
|---|---|---|---|---|---|---|---|
| 1 | 1 | 4:22.214 | 2:08.763 | 1:26.984 | 46.467 | 94.5 | 4:22.214 |
| 2 | 1 | 4:05.261 B | 56.819 | 1:39.519 | 1:28.923 | 102.8 | 8:27.475 |
| 3 | 1 | 3:57.634 | 1:55.037 | 1:19.634 | 42.963 | 106.1 | 12:25.109 |
| 4 | 1 | 2:58.379 | 45.749 | 1:30.325 | 42.305 | 141.4 | 15:23.488 |
| 5 | 1 | 2:46.862 | 48.880 | 1:16.121 | 41.861 | 151.1 | 18:10.350 |
| 6 | 1 | 2:43.273 | 46.560 | 1:15.362 | 41.351 | 154.4 | 20:53.623 |
| 7 | 1 | 2:58.490 B | 46.541 | 1:17.672 | 54.277 | 141.3 | 23:52.113 |
| 8 | 1 | 5:53.515 | 3:27.925 | 1:32.881 | 52.709 | 71.3 | 29:45.628 |
| 9 | 1 | 3:06.778 | 51.757 | 1:28.450 | 46.571 | 135.0 | 32:52.406 |
| 10 | 1 | 2:58.488 | 49.642 | 1:24.084 | 44.762 | 141.3 | 35:50.894 |
| 11 | 1 | 2:59.029 | 49.287 | 1:23.795 | 45.947 | 140.8 | 38:49.923 |
| 12 | 1 | 2:55.897 | 48.526 | 1:23.203 | 44.168 | 143.3 | 41:45.820 |
| 13 | 1 | 2:54.394 | 48.420 | 1:21.394 | 44.580 | 144.6 | 44:40.214 |

### 22 — 1.Nicky PASTORELLI, 2.David HART — MASERATI MC12 — G2/GT1

| Lap | D | Time | Sector 1 | Sector 2 | Sector 3 | Kph | Elapsed |
|---|---|---|---|---|---|---|---|
| 1 | 1 | 3:31.080 | 1:31.919 | 1:17.314 | 41.847 | 117.4 | 3:31.080 |
| 2 | 1 | 3:09.266 B | 43.463 | 1:25.668 | 1:00.135 | 133.2 | 6:40.346 |
| 3 | 1 | 5:06.637 | 3:11.698 | 1:14.333 | 40.606 | 82.2 | 11:46.983 |
| 4 | 1 | 2:36.993 | 43.072 | 1:13.334 | 40.587 | 160.6 | 14:23.976 |
| 5 | 1 | 2:37.744 | 43.033 | 1:13.665 | 41.046 | 159.8 | 17:01.720 |
| 6 | 1 | 2:36.633 | 42.752 | 1:13.681 | 40.200 | 161.0 | 19:38.353 |
| 7 | 1 | 2:48.787 B | 43.156 | 1:14.683 | 50.948 | 149.4 | 22:27.140 |
| 8 | 1 | 5:59.192 | 3:59.882 | 1:17.734 | 41.576 | 70.2 | 28:26.332 |
| 9 | 1 | 2:43.620 | 44.621 | 1:17.307 | 41.692 | 154.1 | 31:09.952 |
| 10 | 1 | 2:42.242 | 44.433 | 1:16.029 | 41.780 | 155.4 | 33:52.194 |
| 11 | 1 | 2:42.682 | 43.956 | 1:16.604 | 42.122 | 155.0 | 36:34.876 |
| 12 | 1 | 2:42.185 | 43.913 | 1:16.973 | 41.299 | 155.5 | 39:17.061 |
| 13 | 1 | 2:42.078 | 44.166 | 1:16.639 | 41.273 | 155.6 | 41:59.139 |
| 14 | 1 | 2:44.075 | 44.416 | 1:18.084 | 41.575 | 153.7 | 44:43.214 |

### 24 — 1.Michael FURNESS — COURAGE LC75 — G3/P2

| Lap | D | Time | Sector 1 | Sector 2 | Sector 3 | Kph | Elapsed |
|---|---|---|---|---|---|---|---|
| 1 | 1 | 4:07.896 | 1:48.842 | 1:28.816 | 50.238 | 99.9 | 4:07.896 |
| 2 | 1 | 4:13.725 B | 59.702 | 1:46.478 | 1:27.545 | 99.4 | 8:21.621 |
| 3 | 1 | 3:48.586 | 1:38.478 | 1:22.854 | 47.254 | 110.3 | 12:10.207 |
| 4 | 1 | 2:54.331 | 48.912 | 1:21.446 | 43.973 | 144.6 | 15:04.538 |
| 5 | 1 | 2:49.004 | 45.657 | 1:19.728 | 43.619 | 149.2 | 17:53.542 |
| 6 | 1 | 2:49.044 | 45.308 | 1:19.372 | 44.364 | 149.2 | 20:42.586 |
| 7 | 1 | 2:48.734 | 45.603 | 1:19.898 | 43.233 | 149.4 | 23:31.320 |
| 8 | 1 | 2:51.948 | 47.747 | 1:20.891 | 43.310 | 146.6 | 26:23.268 |
| 9 | 1 | 2:48.041 | 45.566 | 1:19.332 | 43.143 | 150.0 | 29:11.309 |
| 10 | 1 | 2:48.494 | 45.737 | 1:18.680 | 44.077 | 149.6 | 31:59.803 |
| 11 | 1 | 2:47.998 | 46.152 | 1:19.046 | 42.800 | 150.1 | 34:47.801 |
| 12 | 1 | 2:47.899 | 46.336 | 1:19.115 | 42.448 | 150.2 | 37:35.700 |
| 13 | 1 | 3:05.063 B | 45.987 | 1:19.903 | 59.173 | 136.2 | 40:40.763 |



SEPTEMBER 25, 26, 27, 28, 29 • 2019

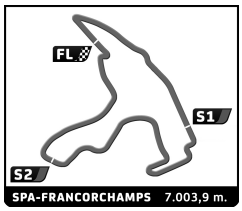


# Aston Martin Masters Endurance Legends

## SPA SIX HOURS

## Qualifying

## Analysis

Personal Best | Session Best | **B** Crossing the finish line in pit lane

### 25 — 1.Michael NEWTON — MG Lola EX257 — G2/P2

| Lap | D | Time | Sector 1 | Sector 2 | Sector 3 | Kph | Elapsed |
|---|---|---|---|---|---|---|---|
| 1 | 1 | 6:11.943 B | 3:18.528 | 1:44.262 | 1:09.153 | 66.6 | 6:11.943 |
| 2 | 1 | 6:55.964 | 4:50.433 | 1:21.490 | 44.041 | 60.6 | 13:07.907 |
| 3 | 1 | 2:44.409 | 44.596 | 1:17.432 | 42.381 | 153.4 | 15:52.316 |
| 4 | 1 | 2:43.414 | 44.288 | 1:17.929 | 41.197 | 154.3 | 18:35.730 |
| 5 | 1 | 2:42.659 | 44.320 | 1:16.878 | 41.461 | 155.0 | 21:18.389 |
| 6 | 1 | 2:57.994 B | 44.401 | 1:20.531 | 53.062 | 141.7 | 24:16.383 |
| 7 | 1 | 6:09.956 | 4:09.535 | 1:17.918 | 42.503 | 68.2 | 30:26.339 |
| 8 | 1 | 2:42.287 | 43.914 | 1:16.279 | 42.094 | 155.4 | 33:08.626 |
| 9 | 1 | 3:09.851 B | 54.001 | 1:22.283 | 53.567 | 132.8 | 36:18.477 |
| 10 | 1 | 6:06.833 | 4:09.284 | 1:16.889 | 40.660 | 68.7 | 42:25.310 |
| 11 | 1 | 2:47.680 | 43.669 | 1:18.056 | 45.955 | 150.4 | 45:12.990 |

### 45 — 1.Keith FRIESER — ORECA 03 LMP2 — G3/P2

| Lap | D | Time | Sector 1 | Sector 2 | Sector 3 | Kph | Elapsed |
|---|---|---|---|---|---|---|---|
| 1 | 1 | 4:02.551 | 1:51.950 | 1:23.198 | 47.403 | 102.1 | 4:02.551 |
| 2 | 1 | 4:10.018 B | 50.875 | 1:58.245 | 1:20.898 | 100.8 | 8:12.569 |
| 3 | 1 | 3:40.003 | 1:40.979 | 1:17.233 | 41.791 | 114.6 | 11:52.572 |
| 4 | 1 | 2:41.612 | 45.799 | 1:14.694 | 41.119 | 156.0 | 14:34.184 |
| 5 | 1 | 2:39.372 | 44.817 | 1:13.894 | 40.661 | 158.2 | 17:13.556 |
| 6 | 1 | 2:38.694 | 44.841 | 1:13.333 | 40.520 | 158.9 | 19:52.250 |
| 7 | 1 | 2:38.035 | 44.249 | 1:12.769 | 41.017 | 159.5 | 22:30.285 |
| 8 | 1 | 2:38.073 | 44.384 | 1:13.132 | 40.557 | 159.5 | 25:08.358 |
| 9 | 1 | 2:37.924 | 44.262 | 1:13.301 | 40.361 | 159.7 | 27:46.282 |
| 10 | 1 | 2:58.815 B | 46.160 | 1:18.594 | 54.061 | 141.0 | 30:45.097 |
| 11 | 1 | 6:27.935 | 4:31.432 | 1:14.377 | 42.126 | 65.0 | 37:13.032 |
| 12 | 1 | 2:38.159 | 44.302 | 1:13.587 | 40.270 | 159.4 | 39:51.191 |
| 13 | 1 | 2:37.600 | 43.930 | 1:13.539 | 40.131 | 160.0 | 42:28.791 |
| 14 | 1 | 2:57.680 B | 44.922 | 1:19.102 | 53.656 | 141.9 | 45:26.471 |

### 47 — 1.Charles NEARBURG — ORECA 03 LMP2 — G3/P2

| Lap | D | Time | Sector 1 | Sector 2 | Sector 3 | Kph | Elapsed |
|---|---|---|---|---|---|---|---|
| 1 | 1 | 24:17.257 | ... | 1:50.673 | 51.492 | 17.0 | 24:17.257 |
| 2 | 1 | 3:09.071 | 50.913 | 1:29.883 | 48.275 | 133.4 | 27:26.328 |
| 3 | 1 | 2:59.225 | 47.786 | 1:26.321 | 45.118 | 140.7 | 30:25.553 |
| 4 | 1 | 2:56.080 | 49.181 | 1:23.258 | 43.641 | 143.2 | 33:21.633 |
| 5 | 1 | 2:52.577 | 47.038 | 1:21.606 | 43.933 | 146.1 | 36:14.210 |
| 6 | 1 | 3:10.279 B | 47.267 | 1:26.287 | 56.725 | 132.5 | 39:24.489 |

### 62 — 1.Peter VAN HOEPEN — FERRARI F430 GT2 — G3/GT2

| Lap | D | Time | Sector 1 | Sector 2 | Sector 3 | Kph | Elapsed |
|---|---|---|---|---|---|---|---|
| 1 | 1 | 4:20.150 | 1:53.772 | 1:36.677 | 49.701 | 95.2 | 4:20.150 |
| 2 | 1 | 4:05.126 B | 57.168 | 1:40.263 | 1:27.695 | 102.9 | 8:25.276 |
| 3 | 1 | 4:31.886 | 2:15.714 | 1:26.854 | 49.318 | 92.7 | 12:57.162 |
| 4 | 1 | 3:03.708 | 49.460 | 1:25.745 | 48.503 | 137.3 | 16:00.870 |
| 5 | 1 | 3:06.185 | 51.838 | 1:27.840 | 46.507 | 135.4 | 19:07.055 |
| 6 | 1 | 3:18.403 B | 50.743 | 1:27.897 | 59.763 | 127.1 | 22:25.458 |
| 7 | 1 | 6:33.131 B | 3:58.559 | 1:29.518 | 1:05.054 | 64.1 | 28:58.589 |
| 8 | 1 | 6:29.018 | 4:08.907 | 1:27.749 | 52.362 | 64.8 | 35:27.607 |
| 9 | 1 | 3:33.718 B | 52.728 | 1:35.948 | 1:05.042 | 118.0 | 39:01.325 |

### 66 — 1.Christian GLAESEL — MCLAREN MP4-12C — Invitation

| Lap | D | Time | Sector 1 | Sector 2 | Sector 3 | Kph | Elapsed |
|---|---|---|---|---|---|---|---|
| 1 | 1 | 3:18.752 | 1:10.161 | 1:23.424 | 45.167 | 124.7 | 3:18.752 |
| 2 | 1 | 3:17.045 B | 47.101 | 1:30.059 | 59.885 | 128.0 | 6:35.797 |
| 3 | 1 | 6:09.794 | 4:04.907 | 1:20.271 | 44.616 | 68.2 | 12:45.591 |
| 4 | 1 | 2:50.259 | 45.827 | 1:21.250 | 43.182 | 148.1 | 15:35.850 |
| 5 | 1 | 2:47.719 | 45.938 | 1:19.015 | 42.766 | 150.3 | 18:23.569 |
| 6 | 1 | 2:46.335 | 44.695 | 1:19.047 | 42.593 | 151.6 | 21:09.904 |
| 7 | 1 | 2:49.283 | 45.401 | 1:20.762 | 43.120 | 148.9 | 23:59.187 |
| 8 | 1 | 2:52.916 | 46.970 | 1:21.797 | 44.149 | 145.8 | 26:52.103 |
| 9 | 1 | 3:01.240 B | 45.449 | 1:20.632 | 55.159 | 139.1 | 29:53.343 |
| 10 | 1 | 8:06.544 | 5:58.559 | 1:23.393 | 44.592 | 51.8 | 37:59.887 |
| 11 | 1 | 2:44.021 | 44.399 | 1:18.186 | 41.436 | 153.7 | 40:43.908 |
| 12 | 1 | 2:43.813 | 44.298 | 1:17.880 | 41.635 | 153.9 | 43:27.721 |
| 13 | 1 | 2:44.039 | 44.102 | 1:18.215 | 41.722 | 153.7 | 46:11.760 |

### 71 — 1.KURT ECKE, 2.Klaus HORN — PORSCHE 911 GT3 RS — G2/GT2

| Lap | D | Time | Sector 1 | Sector 2 | Sector 3 | Kph | Elapsed |
|---|---|---|---|---|---|---|---|
| 1 | 1 | 12:47.029 | 2:09.635 | 1:38.544 | 8:58.850 | 32.3 | 12:47.029 |
| 2 | 1 | 3:10.542 | 52.070 | 1:28.917 | 49.555 | 132.3 | 15:57.571 |
| 3 | 1 | 3:26.162 B | 52.934 | 1:32.870 | 1:00.358 | 122.3 | 19:23.733 |
| 4 | 1 | 8:13.423 B | 5:05.696 | 1:44.131 | 1:23.596 | 51.1 | 27:37.156 |

### 77 — 1.David METHLEY — CHEVROLET Corvette — G2/GT2

| Lap | D | Time | Sector 1 | Sector 2 | Sector 3 | Kph | Elapsed |
|---|---|---|---|---|---|---|---|
| 1 | 1 | 4:53.723 B | 2:06.715 | 1:39.000 | 1:08.008 | 84.3 | 4:53.723 |
| 2 | 1 | 7:41.133 | 5:19.386 | 1:32.054 | 49.693 | 54.7 | 12:34.856 |
| 3 | 1 | 3:06.259 | 50.258 | 1:26.952 | 49.049 | 135.4 | 15:41.115 |
| 4 | 1 | 3:04.811 | 49.490 | 1:27.320 | 48.001 | 136.4 | 18:45.926 |
| 5 | 1 | 3:06.051 | 51.780 | 1:26.571 | 47.700 | 135.5 | 21:51.977 |
| 6 | 1 | 3:17.977 B | 49.319 | 1:25.784 | 1:02.874 | 127.4 | 25:09.954 |

### 79 — 1.Albert-F BLOEM — ASTON MARTIN Vantage GT2 — G3/GT2

| Lap | D | Time | Sector 1 | Sector 2 | Sector 3 | Kph | Elapsed |
|---|---|---|---|---|---|---|---|
| 1 | 1 | 8:06.054 B | 4:48.207 | 2:01.830 | 1:16.017 | 51.0 | 8:06.054 |
| 2 | 1 | 5:54.627 | 3:31.471 | 1:32.762 | 50.394 | 71.1 | 14:00.681 |
| 3 | 1 | 3:06.301 | 51.114 | 1:27.100 | 48.087 | 135.3 | 17:06.982 |
| 4 | 1 | 3:17.053 B | 50.345 | 1:28.577 | 58.131 | 128.0 | 20:24.035 |
| 5 | 1 | 5:23.858 | 3:08.465 | 1:26.369 | 49.024 | 77.9 | 25:47.893 |
| 6 | 1 | 3:01.867 | 48.983 | 1:25.307 | 47.577 | 138.6 | 28:49.760 |
| 7 | 1 | 3:27.415 B | 58.175 | 1:28.879 | 1:00.361 | 121.6 | 32:17.175 |
| 8 | 1 | 6:45.626 | 4:23.307 | 1:32.828 | 49.491 | 62.2 | 39:02.801 |
| 9 | 1 | 3:09.806 | 52.350 | 1:29.301 | 48.155 | 132.8 | 42:12.607 |
| 10 | 1 | 3:21.152 B | 52.931 | 1:28.682 | 59.539 | 125.3 | 45:33.759 |

### 90 — 1.Nikolaus DITTING, 2.Samuel HANCOCK — ASTON MARTIN DBR9 — G2/GT1

| Lap | D | Time | Sector 1 | Sector 2 | Sector 3 | Kph | Elapsed |
|---|---|---|---|---|---|---|---|
| 1 | 1 | 4:22.899 | 2:00.004 | 1:33.326 | 49.569 | 94.2 | 4:22.899 |
| 2 | 1 | 4:15.980 B | 59.661 | 1:36.796 | 1:39.523 | 98.5 | 8:38.879 |
| 3 | 1 | 4:34.075 | 2:18.603 | 1:29.390 | 46.082 | 92.0 | 13:12.954 |
| 4 | 1 | 2:48.437 | 45.308 | 1:19.118 | 44.011 | 149.7 | 16:01.391 |
| 5 | 1 | 2:45.779 | 46.677 | 1:17.275 | 41.827 | 152.1 | 18:47.170 |
| 6 | 1 | 2:42.398 | 44.681 | 1:16.363 | 41.354 | 155.3 | 21:29.568 |
| 7 | 1 | 2:43.822 | 44.262 | 1:17.902 | 41.658 | 153.9 | 24:13.390 |
| 8 | 1 | 2:45.215 | 45.163 | 1:18.471 | 41.581 | 152.6 | 26:58.605 |
| 9 | 1 | 2:47.030 | 44.566 | 1:18.151 | 44.313 | 151.0 | 29:45.635 |
| 10 | 1 | 2:53.862 B | 44.367 | 1:18.383 | 51.112 | 145.0 | 32:39.497 |
| 11 | 1 | 5:10.427 | 2:56.595 | 1:31.296 | 42.536 | 81.2 | 37:49.924 |
| 12 | 1 | 2:40.148 | 44.043 | 1:16.187 | 39.918 | 157.4 | 40:30.072 |
| 13 | 1 | 2:38.800 | 43.149 | 1:15.671 | 39.980 | 158.8 | 43:08.872 |
| 14 | 1 | 3:04.876 B | 46.127 | 1:22.873 | 55.876 | 136.4 | 46:13.748 |

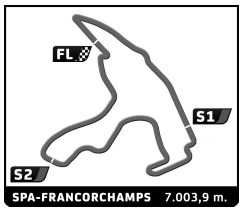


# Aston Martin Masters Endurance Legends

## SPA SIX HOURS

## Qualifying

## Analysis

Personal Best  Session Best  **B** Crossing the finish line in pit lane

**120** 1.Pierre BRUNEAU 2.James DAVIDSON — PILBEAM MP 93 G2/P2

| Lap | D | Time | Sector 1 | Sector 2 | Sector 3 | Kph | Elapsed |
|---|---|---|---|---|---|---|---|
| 1 | 1 | 9:13.373 B | 2:05.750 | 4:45.540 | 2:22.083 | 44.8 | 9:13.373 |

**222** 1.Marcus GRAF VON OEYN — AUDI R8 GT3 LMS Ultra Invitation

| Lap | D | Time | Sector 1 | Sector 2 | Sector 3 | Kph | Elapsed |
|---|---|---|---|---|---|---|---|
| 1 | 1 | 4:24.637 | 2:03.148 | 1:32.194 | 49.295 | 93.6 | 4:24.637 |
| 2 | 1 | 4:17.856 B | 1:00.136 | 1:36.075 | 1:41.645 | 97.8 | 8:42.493 |
| 3 | 1 | 3:56.239 | 1:50.519 | 1:20.917 | 44.803 | 106.7 | 12:38.732 |
| 4 | 1 | 2:50.456 | 47.455 | 1:19.374 | 43.627 | 147.9 | 15:29.188 |
| 5 | 1 | 2:48.676 | 46.427 | 1:19.235 | 43.014 | 149.5 | 18:17.864 |
| 6 | 1 | 2:48.522 | 46.429 | 1:18.940 | 43.153 | 149.6 | 21:06.386 |
| 7 | 1 | 2:49.006 | 46.883 | 1:18.950 | 43.173 | 149.2 | 23:55.392 |
| 8 | 1 | 2:57.072 B | 45.967 | 1:19.319 | 51.786 | 142.4 | 26:52.464 |
| 9 | 1 | 6:27.121 | 4:08.418 | 1:29.030 | 49.673 | 65.1 | 33:19.585 |
| 10 | 1 | 3:13.996 B | 52.484 | 1:27.207 | 54.305 | 130.0 | 36:33.581 |
| 11 | 1 | 4:40.683 | 2:35.923 | 1:21.023 | 43.737 | 89.8 | 41:14.264 |
| 12 | 1 | 2:47.061 | 46.153 | 1:18.504 | 42.404 | 150.9 | 44:01.325 |
| 13 | 1 | 2:47.373 | 45.867 | 1:18.928 | 42.578 | 150.6 | 46:48.698 |