GRAF VON FABER-CASTELL

Masters HISTORIC RACING

GRID 5
Masters Pre '66 Touring Cars



Masters Pre-66 Touring Cars
SPA SIX HOURS
Qualifying
Final Classification

	Nr.	Drivers	Team	Car	Cl	Time	Lap	Total	Gap		Kph
1	11	O. Hart		ALFA ROMEO Giulia Sprint GTA	THC	3:07.791	8	8	-	-	134.3
2	192	J. THOMAS / C. LOCKIE		FORD Falcon	THA	3:07.824	9	9	+0.033	+0.033	134.2
3	9	C. DAVIES		FORD MUSTANG	THA	3:10.987	9	9	+3.196	+3.163	132.0
4	76	J. DORLIN		MORRIS MINI Cooper S	THD	3:11.320	9	9	+3.529	+0.333	131.8
5	107	R. SILVA / P. MACEDO SILVA		FORD Lotus Cortina	THC	3:13.164	8	8	+5.373	+1.844	130.5
6	46	I. CURLEY / B. SOLLIS		AUSTIN MINI Cooper S	THD	3:13.180	9	9	+5.389	+0.016	130.5
7	69	M. CULLEN		AUSTIN MINI Cooper S	THD	3:13.580	9	9	+5.789	+0.400	130.3
8	20	E. OWENS		AUSTIN MINI Cooper S	THD	3:14.109	9	9	+6.318	+0.529	129.9
9	7	J. LEWIS		AUSTIN Mini Cooper S	THD	3:14.930	9	9	+7.139	+0.821	129.3
10	199	A. TAYLOR		FORD Mustang	THA	3:15.014	7	8	+7.223	+0.084	129.3
11	35	M. BURTON / G. PATTLE		FORD Mustang	THA	3:15.240	9	9	+7.449	+0.226	129.1
12	155	J. SMITH / S. KENDALL		AUSTIN MINI Cooper S	THD	3:15.246	9	9	+7.455	+0.006	129.1
13	181	H. BECKERT		MORRIS MINI Cooper S	THD	3:15.655	8	9	+7.864	+0.409	128.9
14	71	A. ROSS-JONES / M. HALES		FORD Lotus Cortina	THC	3:15.774	8	8	+7.983	+0.119	128.8
15	49	N. NYBLAEUS / J. WELCH		FORD Falcon Sprint	THA	3:16.530	8	8	+8.739	+0.756	128.3
16	42	J. SPIERS		FORD Lotus Cortina	THC	3:16.988	9	9	+9.197	+0.458	128.0
17	44	T. BELL		AUSTIN MINI Cooper S	THD	3:17.000	7	9	+9.209	+0.012	128.0
18	70	D. JONES / J. HARMER		MORRIS MINI Cooper S	THD	3:17.548	8	8	+9.757	+0.548	127.6
19	84	S. JONES		MORRIS MINI Cooper S	THD	3:17.904	9	9	+10.113	+0.356	127.4
20	166	R. FENN / J. BARCLAY		FORD Mustang	THA	3:18.179	8	8	+10.388	+0.275	127.2
21	101	S. WOODROW		MORRIS MINI Cooper S	THD	3:18.334	9	9	+10.543	+0.155	127.1
22	144	G. KJALLGREN		FORD Mustang	THA	3:18.976	8	8	+11.185	+0.642	126.7
23	73	C. CLARKSON / D. SMITHIES		FORD Falcon Sprint	THA	3:19.733	8	8	+11.942	+0.757	126.2
24	141	R. LONGDON / R. LONGDON		MORRIS MINI Cooper S	THD	3:20.022	7	7	+12.231	+0.289	126.1
25	15	J. KENT		AUSTIN MINI Cooper S	THD	3:24.019	8	8	+16.228	+3.997	123.6
26	27	K. BOTTOMLEY		MORRIS MINI Cooper S	THD	3:24.032	8	9	+16.241	+0.013	123.6
27	57	W. WARD		AUSTIN MINI Cooper S	THD	3:24.102	8	8	+16.311	+0.070	123.5
28	169	S. WATTS / R. GIORDANELLI		FORD Lotus Cortina	THC	3:25.027	8	8	+17.236	+0.925	123.0
29	66	N. MCFADDEN		AUSTIN MINI Cooper S	THD	3:25.309	7	9	+17.518	+0.282	122.8
30	171	L. WARR		MORRIS MINI Cooper S	THD	3:25.704	9	9	+17.913	+0.395	122.6
31	888	D. WHEELER		AUSTIN MINI Cooper S	THD	3:25.911	4	7	+18.120	+0.207	122.5
32	17	E. DOUART		BMW 1800 Ti	THB	3:26.512	8	8	+18.721	+0.601	122.1
33	24	J. HAGAN / S. MAWHINNEY		MORRIS MINI Cooper S	THD	3:28.202	8	8	+20.411	+1.690	121.1
34	74	J. MILES / A. MILES		FORD Mustang	THA	3:28.232	7	8	+20.441	+0.030	121.1
35	232	T. GRAY		FORD Mustang	THA	3:32.391	4	5	+24.600	+4.159	118.7
36	36	A. THOM		ALFA ROMEO Giulia Sprint GTA	THC	3:36.079	8	8	+28.288	+3.688	116.7
37	26	R. MAYDON		AUSTIN MINI Cooper S	THD			2			
38	54	B. NAIRN / C. NAIRN		MORRIS MINI Cooper S	THD						
39	911	O. HART		ALFA ROMEO Giulia Sprint GTA	THC						

Fastest Lap	Lap 8	Olivier Hart	3:07.791	134.3 Kph

Published at: .....

Track Status: DRY

Stewards	Timekeeper: Alberto Estébanez

SEPTEMBER 25, 26, 27, 28, 29 • 2019

GRAF VON FABER-CASTELL

Masters HISTORIC RACING

GRID 5
Masters Pre '66 Touring Cars



Masters Pre-66 Touring Cars
SPA SIX HOURS
Qualifying

Final Classification by Class

	Nr.	Drivers	Team	Car	Time	Lap	Total	Gap		Kph
THA										
1	192	J. THOMAS / C. LOCKIE		FORD Falcon	3:07.824	9	9			134.2
2	9	C. DAVIES		FORD MUSTANG	3:10.987	9	9	+3.163	+3.163	132.0
3	199	A. TAYLOR		FORD Mustang	3:15.014	7	8	+7.190	+4.027	129.3
4	35	M. BURTON / G. PATTLE		FORD Mustang	3:15.240	9	9	+7.416	+0.226	129.1
5	49	N. NYBLAEUS / J. WELCH		FORD Falcon Sprint	3:16.530	8	8	+8.706	+1.290	128.3
6	166	R. FENN / J. BARCLAY		FORD Mustang	3:18.179	8	8	+10.355	+1.649	127.2
7	144	G. KJALLGREN		FORD Mustang	3:18.976	8	8	+11.152	+0.797	126.7
8	73	C. CLARKSON / D. SMITHIES		FORD Falcon Sprint	3:19.733	8	8	+11.909	+0.757	126.2
9	74	J. MILES / A. MILES		FORD Mustang	3:28.232	7	8	+20.408	+8.499	121.1
10	232	T. GRAY		FORD Mustang	3:32.391	4	5	+24.567	+4.159	118.7
THB										
1	17	E. DOUART		BMW 1800 Ti	3:26.512	8	8			122.1
THC										
1	11	O. Hart		ALFA ROMEO Giulia Sprint GTA	3:07.791	8	8			134.3
2	107	R. SILVA / P. MACEDO SILVA		FORD Lotus Cortina	3:13.164	8	8	+5.373	+5.373	130.5
3	71	A. ROSS-JONES / M. HALES		FORD Lotus Cortina	3:15.774	8	8	+7.983	+2.610	128.8
4	42	J. SPIERS		FORD Lotus Cortina	3:16.988	9	9	+9.197	+1.214	128.0
5	169	S. WATTS / R. GIORDANELLI		FORD Lotus Cortina	3:25.027	8	8	+17.236	+8.039	123.0
6	36	A. THOM		ALFA ROMEO Giulia Sprint GTA	3:36.079	8	8	+28.288	+11.052	116.7
7	911	O. HART		ALFA ROMEO Giulia Sprint GTA						
THD										
1	76	J. DORLIN		MORRIS MINI Cooper S	3:11.320	9	9			131.8
2	46	I. CURLEY / B. SOLLIS		AUSTIN MINI Cooper S	3:13.180	9	9	+1.860	+1.860	130.5
3	69	M. CULLEN		AUSTIN MINI Cooper S	3:13.580	9	9	+2.260	+0.400	130.3
4	20	E. OWENS		AUSTIN MINI Cooper S	3:14.109	9	9	+2.789	+0.529	129.9
5	7	J. LEWIS		AUSTIN Mini Cooper S	3:14.930	9	9	+3.610	+0.821	129.3
6	155	J. SMITH / S. KENDALL		AUSTIN MINI Cooper S	3:15.246	9	9	+3.926	+0.316	129.1
7	181	H. BECKERT		MORRIS MINI Cooper S	3:15.655	8	9	+4.335	+0.409	128.9
8	44	T. BELL		AUSTIN MINI Cooper S	3:17.000	7	9	+5.680	+1.345	128.0
9	70	D. JONES / J. HARMER		MORRIS MINI Cooper S	3:17.548	8	8	+6.228	+0.548	127.6
10	84	S. JONES		MORRIS MINI Cooper S	3:17.904	9	9	+6.584	+0.356	127.4
11	101	S. WOODROW		MORRIS MINI Cooper S	3:18.334	9	9	+7.014	+0.430	127.1
12	141	R. LONGDON / R. LONGDON		MORRIS MINI Cooper S	3:20.022	7	7	+8.702	+1.688	126.1
13	15	J. KENT		AUSTIN MINI Cooper S	3:24.019	8	8	+12.699	+3.997	123.6
14	27	K. BOTTOMLEY		MORRIS MINI Cooper S	3:24.032	8	9	+12.712	+0.013	123.6
15	57	W. WARD		AUSTIN MINI Cooper S	3:24.102	8	8	+12.782	+0.070	123.5
16	66	N. MCFADDEN		AUSTIN MINI Cooper S	3:25.309	7	9	+13.989	+1.207	122.8
17	171	L. WARR		MORRIS MINI Cooper S	3:25.704	9	9	+14.384	+0.395	122.6
18	888	D. WHEELER		AUSTIN MINI Cooper S	3:25.911	4	7	+14.591	+0.207	122.5
19	24	J. HAGAN / S. MAWHINNEY		MORRIS MINI Cooper S	3:28.202	8	8	+16.882	+2.291	121.1
20	26	R. MAYDON		AUSTIN MINI Cooper S			2			
21	54	B. NAIRN / C. NAIRN		MORRIS MINI Cooper S						

Published at: .....

Track Status: **DRY**

Stewards	Timekeeper:
	Alberto Estébanez

SEPTEMBER 25, 26, 27, 28, 29 • 2019

GRAF VON FABER-CASTELL

Masters HISTORIC RACING

GRID 5
Masters Pre '66 Touring Cars



Masters Pre-66 Touring Cars
SPA SIX HOURS
Qualifying

Final Classification by Group

	Nr.	Drivers	Team	Car	Time	Lap	Total	Gap		Kph
1										
1	76	**J. DORLIN**		MORRIS MINI Cooper S	**3:11.320**	9	9			**131.8**
2	107	**R. SILVA / P. MACEDO SILVA**		FORD Lotus Cortina	**3:13.164**	8	8	+1.844	+1.844	**130.5**
3	46	**I. CURLEY / B. SOLLIS**		AUSTIN MINI Cooper S	**3:13.180**	9	9	+1.860	+0.016	**130.5**
4	69	**M. CULLEN**		AUSTIN MINI Cooper S	**3:13.580**	9	9	+2.260	+0.400	**130.3**
5	20	**E. OWENS**		AUSTIN MINI Cooper S	**3:14.109**	9	9	+2.789	+0.529	**129.9**
6	7	**J. LEWIS**		AUSTIN Mini Cooper S	**3:14.930**	9	9	+3.610	+0.821	**129.3**
7	155	**J. SMITH / S. KENDALL**		AUSTIN MINI Cooper S	**3:15.246**	9	9	+3.926	+0.316	**129.1**
8	181	**H. BECKERT**		MORRIS MINI Cooper S	**3:15.655**	8	9	+4.335	+0.409	**128.9**
9	71	**A. ROSS-JONES / M. HALES**		FORD Lotus Cortina	**3:15.774**	8	8	+4.454	+0.119	**128.8**
10	42	**J. SPIERS**		FORD Lotus Cortina	**3:16.988**	9	9	+5.668	+1.214	**128.0**
11	44	**T. BELL**		AUSTIN MINI Cooper S	**3:17.000**	7	9	+5.680	+0.012	**128.0**
12	70	**D. JONES / J. HARMER**		MORRIS MINI Cooper S	**3:17.548**	8	8	+6.228	+0.548	**127.6**
13	84	**S. JONES**		MORRIS MINI Cooper S	**3:17.904**	9	9	+6.584	+0.356	**127.4**
14	101	**S. WOODROW**		MORRIS MINI Cooper S	**3:18.334**	9	9	+7.014	+0.430	**127.1**
15	141	**R. LONGDON / R. LONGDON**		MORRIS MINI Cooper S	**3:20.022**	7	7	+8.702	+1.688	**126.1**
16	15	**J. KENT**		AUSTIN MINI Cooper S	**3:24.019**	8	8	+12.699	+3.997	**123.6**
17	27	**K. BOTTOMLEY**		MORRIS MINI Cooper S	**3:24.032**	8	9	+12.712	+0.013	**123.6**
18	57	**W. WARD**		AUSTIN MINI Cooper S	**3:24.102**	8	8	+12.782	+0.070	**123.5**
19	169	**S. WATTS / R. GIORDANELLI**		FORD Lotus Cortina	**3:25.027**	8	8	+13.707	+0.925	**123.0**
20	66	**N. MCFADDEN**		AUSTIN MINI Cooper S	**3:25.309**	7	9	+13.989	+0.282	**122.8**
21	171	**L. WARR**		MORRIS MINI Cooper S	**3:25.704**	9	9	+14.384	+0.395	**122.6**
22	888	**D. WHEELER**		AUSTIN MINI Cooper S	**3:25.911**	4	7	+14.591	+0.207	**122.5**
23	17	**E. DOUART**		BMW 1800 Ti	**3:26.512**	8	8	+15.192	+0.601	**122.1**
24	24	**J. HAGAN / S. MAWHINNEY**		MORRIS MINI Cooper S	**3:28.202**	8	8	+16.882	+1.690	**121.1**
25	36	**A. THOM**		ALFA ROMEO Giulia Sprint GTA	**3:36.079**	8	8	+24.759	+7.877	**116.7**
26	26	**R. MAYDON**		AUSTIN MINI Cooper S			2			
27	54	**B. NAIRN / C. NAIRN**		MORRIS MINI Cooper S						
28	911	**O. HART**		ALFA ROMEO Giulia Sprint GTA						
2										
1	11	**O. Hart**		ALFA ROMEO Giulia Sprint GTA	**3:07.791**	8	8			**134.3**
2	192	**J. THOMAS / C. LOCKIE**		FORD Falcon	**3:07.824**	9	9	+0.033	+0.033	**134.2**
3	9	**C. DAVIES**		FORD MUSTANG	**3:10.987**	9	9	+3.196	+3.163	**132.0**
4	199	**A. TAYLOR**		FORD Mustang	**3:15.014**	7	8	+7.223	+4.027	**129.3**
5	35	**M. BURTON / G. PATTLE**		FORD Mustang	**3:15.240**	9	9	+7.449	+0.226	**129.1**
6	49	**N. NYBLAEUS / J. WELCH**		FORD Falcon Sprint	**3:16.530**	8	8	+8.739	+1.290	**128.3**
7	166	**R. FENN / J. BARCLAY**		FORD Mustang	**3:18.179**	8	8	+10.388	+1.649	**127.2**
8	144	**G. KJALLGREN**		FORD Mustang	**3:18.976**	8	8	+11.185	+0.797	**126.7**
9	73	**C. CLARKSON / D. SMITHIES**		FORD Falcon Sprint	**3:19.733**	8	8	+11.942	+0.757	**126.2**
10	74	**J. MILES / A. MILES**		FORD Mustang	**3:28.232**	7	8	+20.441	+8.499	**121.1**
11	232	**T. GRAY**		FORD Mustang	**3:32.391**	4	5	+24.600	+4.159	**118.7**

Published at: .....

Track Status: **DRY**

Stewards	**Timekeeper:** Alberto Estébanez

SEPTEMBER 25, 26, 27, 28, 29 • 2019

GRAF VON FABER-CASTELL

Masters HISTORIC RACING

GRID 5

Masters Pre '66 Touring Cars



Masters Pre-66 Touring Cars

SPA SIX HOURS

Qualifying

Best Sector Times

	SECTOR 1		SECTOR 2		SECTOR 3							
Pos	Driver	Time	Driver	Time	Driver	Time	Pos	Team	Cl	Ideal Lap	Best Lap	
1	192 J.THOMAS	52.567	11 O.Hart	1:25.046	192 J.THOMAS	47.488	1	11	THC	3:07.633	3:07.791	(1)
2	9 C.DAVIES	52.832	76 J.DORLIN	1:26.070	11 O.Hart	48.132	2	192	THA	3:07.785	3:07.824	(2)
3	11 O.Hart	54.455	20 E.OWENS	1:26.831	9 C.DAVIES	48.478	3	9	THA	3:10.871	3:10.987	(3)
4	199 A.TAYLOR	54.524	46 I.CURLEY	1:27.098	35 M.BURTON	48.772	4	76	THD	3:11.320	3:11.320	(4)
5	35 M.BURTON	54.599	44 T.BELL	1:27.104	107 R.SILVA	48.875	5	107	THC	3:13.164	3:13.164	(5)
6	166 R.FENN	54.787	155 J.SMITH	1:27.542	76 J.DORLIN	49.022	6	46	THD	3:13.180	3:13.180	(6)
7	49 N.NYBLAEUS	54.802	192 J.THOMAS	1:27.730	199 A.TAYLOR	49.322	7	44	THD	3:13.623	3:17.000	(17)
8	107 R.SILVA	55.454	7 J.LEWIS	1:27.740	181 H.BECKERT	49.589	8	7	THD	3:13.937	3:14.930	(9)
9	73 C.CLARKSON	55.659	71 A.ROSS-JONES	1:28.764	46 I.CURLEY	49.592	9	20	THD	3:14.109	3:14.109	(8)
10	7 J.LEWIS	55.934	107 R.SILVA	1:28.835	44 T.BELL	49.630	10	35	THA	3:14.309	3:15.240	(11)
11	144 G.KJALLGREN	55.966	181 H.BECKERT	1:28.862	42 J.SPIERS	49.640	11	199	THA	3:14.699	3:15.014	(10)
12	76 J.DORLIN	56.228	84 S.JONES	1:29.203	71 A.ROSS-JONES	50.071	12	181	THD	3:14.885	3:15.655	(13)
13	181 H.BECKERT	56.434	101 S.WOODROW	1:29.436	166 R.FENN	50.151	13	155	THD	3:15.246	3:15.246	(12)
14	46 I.CURLEY	56.490	9 C.DAVIES	1:29.561	7 J.LEWIS	50.263	14	71	THC	3:15.774	3:15.774	(14)
15	42 J.SPIERS	56.769	42 J.SPIERS	1:30.579	20 E.OWENS	50.412	15	49	THA	3:16.530	3:16.530	(15)
16	20 E.OWENS	56.866	199 A.TAYLOR	1:30.853	49 N.NYBLAEUS	50.657	16	42	THC	3:16.988	3:16.988	(16)
17	44 T.BELL	56.889	141 R.LONGDON	1:30.918	84 S.JONES	50.677	17	166	THA	3:17.420	3:18.179	(20)
18	71 A.ROSS-JONES	56.939	35 M.BURTON	1:30.938	155 J.SMITH	50.680	18	84	THD	3:17.904	3:17.904	(19)
19	155 J.SMITH	57.024	888 D.WHEELER	1:30.942	144 G.KJALLGREN	50.915	19	144	THA	3:18.084	3:18.976	(22)
20	101 S.WOODROW	57.524	49 N.NYBLAEUS	1:31.071	141 R.LONGDON	51.075	20	101	THD	3:18.160	3:18.334	(21)
21	141 R.LONGDON	57.732	144 G.KJALLGREN	1:31.203	101 S.WOODROW	51.200	21	141	THD	3:19.725	3:20.022	(24)
22	84 S.JONES	58.024	66 N.MCFADDEN	1:31.729	73 C.CLARKSON	51.344	22	73	THA	3:19.733	3:19.733	(23)
23	169 S.WATTS	58.094	166 R.FENN	1:32.482	17 E.DOUART	51.844	23	888	THD	3:21.281	3:25.911	(31)
24	888 D.WHEELER	58.246	171 L.WARR	1:32.627	74 J.MILES	51.976	24	27	THD	3:24.008	3:24.032	(26)
25	232 T.GRAY	58.385	73 C.CLARKSON	1:32.730	888 D.WHEELER	52.093	25	66	THD	3:24.252	3:25.309	(29)
26	17 E.DOUART	58.859	27 K.BOTTOMLEY	1:32.984	27 K.BOTTOMLEY	52.110	26	169	THC	3:24.881	3:25.027	(28)
27	27 K.BOTTOMLEY	58.914	24 J.HAGAN	1:33.469	169 S.WATTS	52.734	27	171	THD	3:24.964	3:25.704	(30)
28	74 J.MILES	59.333	169 S.WATTS	1:34.053	171 L.WARR	52.889	28	17	THB	3:26.129	3:26.512	(32)
29	171 L.WARR	59.448	17 E.DOUART	1:35.426	66 N.MCFADDEN	52.964	29	24	THD	3:27.371	3:28.202	(33)
30	66 N.MCFADDEN	59.559	74 J.MILES	1:36.445	24 J.HAGAN	53.548	30	74	THA	3:27.754	3:28.232	(34)
31	24 J.HAGAN	1:00.354	232 T.GRAY	1:37.367	232 T.GRAY	53.623	31	232	THA	3:29.375	3:32.391	(35)
32	36 A.THOM	1:01.786	36 A.THOM	1:38.778	36 A.THOM	54.807	32	36	THC	3:35.371	3:36.079	(36)
33	26 R.MAYDON	1:18.406	26 R.MAYDON	1:53.019	26 R.MAYDON	1:01.498	33	26	THD	4:12.923		

SEPTEMBER 25, 26, 27, 28, 29 • 2019

GRID 5

Masters Pre '66 Touring Cars

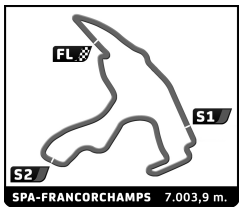

Masters Pre-66 Touring Cars

SPA SIX HOURS

After Qualifying

Event maximum speed

Team	Car	Class	Driver	Top Speed	Lap	Session
42	FORD Lotus Cortina	THC	John SPIERS	181.2	9	Qualifying
107	FORD Lotus Cortina	THC	Rui Macedo SILVA	180.9	8	Qualifying
192	FORD Falcon	THA	Julian THOMAS	180.9	8	Qualifying
11	ALFA ROMEO Giulia Sprint GTA	THC	Olivier Hart	180.6	6	Qualifying
76	MORRIS MINI Cooper S	THD	James DORLIN	178.8	8	Qualifying
46	AUSTIN MINI Cooper S	THD	Ian CURLEY	177.9	8	Qualifying
44	AUSTIN MINI Cooper S	THD	Tom BELL	176.8	8	Qualifying
71	FORD Lotus Cortina	THC	Alan ROSS-JONES	176.8	8	Qualifying
7	AUSTIN Mini Cooper S	THD	Jonathan LEWIS	175.6	8	Qualifying
181	MORRIS MINI Cooper S	THD	Hans BECKERT	175.0	8	Qualifying
155	AUSTIN MINI Cooper S	THD	Jeff SMITH	174.2	8	Qualifying
17	BMW 1800 Ti	THB	Eric DOUART	173.9	8	Qualifying
101	MORRIS MINI Cooper S	THD	Stephen WOODROW	173.6	8	Qualifying
9	FORD MUSTANG	THA	Craig DAVIES	173.6	9	Qualifying
166	FORD Mustang	THA	Rob FENN	170.3	6	Qualifying
171	MORRIS MINI Cooper S	THD	Lawrence WARR	170.1	9	Qualifying
20	AUSTIN MINI Cooper S	THD	Endaf OWENS	170.1	9	Qualifying
49	FORD Falcon Sprint	THA	Nils-Fredrik NYBLAEUS	169.8	8	Qualifying
35	FORD Mustang	THA	Mark BURTON	169.3	7	Qualifying
66	AUSTIN MINI Cooper S	THD	Niall MCFADDEN	168.0	6	Qualifying
888	AUSTIN MINI Cooper S	THD	Daniel WHEELER	168.0	5	Qualifying
27	MORRIS MINI Cooper S	THD	Kevin BOTTOMLEY	167.4	9	Qualifying
141	MORRIS MINI Cooper S	THD	Richard LONGDON	165.9	6	Qualifying
144	FORD Mustang	THA	Georg KJALLGREN	165.6	8	Qualifying
84	MORRIS MINI Cooper S	THD	Steve JONES	163.6	9	Qualifying
199	FORD Mustang	THA	Alex TAYLOR	162.9	7	Qualifying
24	MORRIS MINI Cooper S	THD	James HAGAN	161.0	8	Qualifying
169	FORD Lotus Cortina	THC	Simon WATTS	159.8	8	Qualifying
232	FORD Mustang	THA	Tom GRAY	158.6	5	Qualifying
73	FORD Falcon Sprint	THA	Chris CLARKSON	157.7	7	Qualifying
74	FORD Mustang	THA	Jon MILES	157.0	7	Qualifying
36	ALFA ROMEO Giulia Sprint GTA	THC	Allan THOM	156.7	8	Qualifying
26	AUSTIN MINI Cooper S	THD	Ron MAYDON	111.0	1	Qualifying

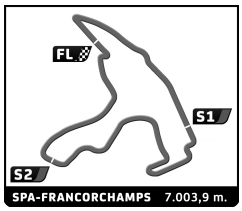

Masters Pre-66 Touring Cars
SPA SIX HOURS
Qualifying
Analysis

Personal Best | Session Best | **B** Crossing the finish line in pit lane

7 — 1.Jonathan LEWIS — AUSTIN Mini Cooper S — THD

Lap	D	Time	Sector 1	Sector 2	Sector 3	Kph	Elapsed
1	1	4:15.573	1:33.134	1:45.739	56.700	96.9	4:15.573
2	1	3:35.638	1:01.391	1:40.397	53.850	116.9	7:51.211
3	1	3:49.939	1:18.868	1:38.632	52.439	109.7	11:41.150
4	1	3:26.273	59.517	1:34.571	52.185	122.2	15:07.423
5	1	3:23.070	57.946	1:33.628	51.496	124.2	18:30.493
6	1	3:21.924	58.793	1:32.495	50.636	124.9	21:52.417
7	1	3:17.165	57.541	1:29.361	50.263	127.9	25:09.582
8	1	3:15.274	56.822	1:27.740	50.712	129.1	28:24.856
9	1	3:14.930	55.934	1:28.467	50.529	129.3	31:39.786

9 — 1.Craig DAVIES — FORD MUSTANG — THA

Lap	D	Time	Sector 1	Sector 2	Sector 3	Kph	Elapsed
1	1	3:40.920	1:06.267	1:41.231	53.422	112.1	3:40.920
2	1	3:28.989	56.913	1:38.904	53.172	120.6	7:09.909
3	1	3:24.849	55.584	1:36.689	52.576	123.1	10:34.758
4	1	3:23.961	55.705	1:35.913	52.343	123.6	13:58.719
5	1	3:21.366	54.746	1:35.061	51.559	125.2	17:20.085
6	1	3:17.186	54.497	1:33.091	49.598	127.9	20:37.271
7	1	3:14.880	54.162	1:31.351	49.367	129.4	23:52.151
8	1	3:12.427	53.334	1:30.615	48.478	131.0	27:04.578
9	1	3:10.987	52.832	1:29.561	48.594	132.0	30:15.565

11 — 1.Olivier Hart — ALFA ROMEO Giulia Sprint GTA — THC

Lap	D	Time	Sector 1	Sector 2	Sector 3	Kph	Elapsed
1	1	7:43.573	1:40.135	1:41.052	4:22.386	53.4	7:43.573
2	1	3:23.454	56.960	1:34.507	51.987	123.9	11:07.027
3	1	3:18.753	55.976	1:32.157	50.620	126.9	14:25.780
4	1	3:28.638 B	57.783	1:31.132	59.723	120.9	17:54.418
5	1	4:51.367	2:33.235	1:28.693	49.439	86.5	22:45.785
6	1	3:12.750	54.699	1:28.226	49.825	130.8	25:58.535
7	1	3:09.459	55.838	1:25.489	48.132	133.1	29:07.994
8	1	3:07.791	54.455	1:25.046	48.290	134.3	32:15.785

15 — 1.Jonathan KENT — AUSTIN MINI Cooper S — THD

Lap	D	Time	Sector 1	Sector 2	Sector 3	Kph	Elapsed
1	1	4:08.490				99.7	4:08.490
2	1	7:43.912				54.4	11:52.402
3	1	3:37.700				115.8	15:30.102
4	1	3:37.294				116.0	19:07.396
5	1	3:33.956				117.8	22:41.352
6	1	3:26.759				121.9	26:08.111
7	1	3:26.210				122.3	29:34.321
8	1	3:24.019				123.6	32:58.340

17 — 1.Eric DOUART — BMW 1800 Ti — THB

Lap	D	Time	Sector 1	Sector 2	Sector 3	Kph	Elapsed
1	1	5:14.200	2:19.760	1:55.454	58.986	78.9	5:14.200
2	1	3:45.006	1:02.380	1:45.270	57.356	112.1	8:59.206
3	1	3:41.604	1:01.696	1:43.751	56.157	113.8	12:40.810
4	1	3:37.869	1:00.338	1:42.889	54.642	115.7	16:18.679
5	1	3:34.262	59.600	1:40.640	54.022	117.7	19:52.941
6	1	3:29.630	59.591	1:37.374	52.665	120.3	23:22.571
7	1	3:29.196	58.859	1:36.072	54.265	120.5	26:51.767
8	1	3:26.512	59.242	1:35.426	51.844	122.1	30:18.279

20 — 1.Endaf OWENS — AUSTIN MINI Cooper S — THD

Lap	D	Time	Sector 1	Sector 2	Sector 3	Kph	Elapsed
1	1	4:24.916	1:41.506	1:41.509	1:01.901	93.5	4:24.916
2	1	3:32.769	1:00.644	1:37.349	54.776	118.5	7:57.685
3	1	3:28.102	59.545	1:35.695	52.862	121.2	11:25.787
4	1	3:25.498	58.612	1:34.124	52.762	122.7	14:51.285
5	1	3:22.496	58.971	1:31.700	51.825	124.5	18:13.781
6	1	3:19.972	58.082	1:30.647	51.243	126.1	21:33.753
7	1	3:18.380	57.947	1:29.465	50.968	127.1	24:52.133
8	1	3:15.176	57.182	1:27.299	50.695	129.2	28:07.309
9	1	3:14.109	56.866	1:26.831	50.412	129.9	31:21.418

24 — 1.James HAGAN, 2.Stephen MAWHINNEY — MORRIS MINI Cooper S — THD

Lap	D	Time	Sector 1	Sector 2	Sector 3	Kph	Elapsed
1	1	4:27.013	1:36.873	1:49.413	1:00.727	92.8	4:27.013
2	1	3:47.437	1:05.286	1:41.891	1:00.260	110.9	8:14.450
3	1	3:40.684	1:03.060	1:40.612	57.012	114.3	11:55.134
4	1	3:38.453	1:02.595	1:40.593	55.265	115.4	15:33.587
5	1	3:48.032 B	1:01.102	1:40.047	1:06.883	110.6	19:21.619
6	1	4:42.461	2:11.363	1:36.374	54.724	89.3	24:04.080
7	1	3:29.889	1:02.254	1:33.469	54.166	120.1	27:33.969
8	1	3:28.202	1:00.354	1:34.300	53.548	121.1	31:02.171

26 — 1.Ron MAYDON — AUSTIN MINI Cooper S — THD

Lap	D	Time	Sector 1	Sector 2	Sector 3	Kph	Elapsed
1	1	4:36.170	1:40.958	1:53.714	1:01.498	89.7	4:36.170
2	1	4:28.047 B	1:18.406	1:53.019	1:16.622	94.1	9:04.217

27 — 1.Kevin BOTTOMLEY — MORRIS MINI Cooper S — THD

Lap	D	Time	Sector 1	Sector 2	Sector 3	Kph	Elapsed
1	1	4:11.119	1:23.336	1:48.160	59.623	98.7	4:11.119
2	1	3:46.111	1:04.123	1:45.016	56.972	111.5	7:57.230
3	1	3:42.528	1:04.669	1:42.410	55.449	113.3	11:39.758
4	1	3:35.578	1:01.400	1:39.252	54.926	117.0	15:15.336
5	1	3:30.364	1:00.130	1:37.049	53.185	119.9	18:45.700
6	1	3:28.897	1:00.309	1:34.949	53.639	120.7	22:14.597
7	1	3:29.022	1:02.173	1:34.580	52.269	120.6	25:43.619
8	1	3:24.032	58.914	1:32.984	52.134	123.6	29:07.651
9	1	3:25.583	1:00.106	1:33.367	52.110	122.6	32:33.234

35 — 1.Mark BURTON, 2.Graham PATTLE — FORD Mustang — THA

Lap	D	Time	Sector 1	Sector 2	Sector 3	Kph	Elapsed
1	1	3:29.159	50.431	1:43.587	55.141	118.5	3:29.159
2	1	3:36.231	58.537	1:41.688	56.006	116.6	7:05.390
3	1	3:42.769 B	58.216	1:41.455	1:03.098	113.2	10:48.159
4	1	5:06.399	2:35.243	1:38.137	53.019	82.3	15:54.558
5	1	3:21.908	56.016	1:35.268	50.624	124.9	19:16.466
6	1	3:22.885	55.968	1:34.267	52.650	124.3	22:39.351
7	1	3:20.523	54.599	1:31.587	54.337	125.7	25:59.874
8	1	3:27.755	55.805	1:36.064	55.886	121.4	29:27.629
9	1	3:15.240	55.530	1:30.938	48.772	129.1	32:42.869

36 — 1.Allan THOM — ALFA ROMEO Giulia Sprint GTA — THC

Lap	D	Time	Sector 1	Sector 2	Sector 3	Kph	Elapsed
1	1	4:48.641	1:56.566	1:49.515	1:02.560	85.8	4:48.641
2	1	3:49.570	1:05.475	1:45.020	59.075	109.8	8:38.211

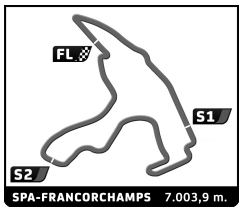

Masters Pre-66 Touring Cars
SPA SIX HOURS
Qualifying
Analysis

Personal Best | Session Best | **B** Crossing the finish line in pit lane

42 — 1.John SPIERS — FORD Lotus Cortina — THC

Lap	D	Time	Sector 1	Sector 2	Sector 3	Kph	Elapsed
3	1	3:48.292	1:03.826	1:44.421	1:00.045	110.4	12:26.503
4	1	3:44.486	1:02.615	1:43.635	58.236	112.3	16:10.989
5	1	3:43.904	1:04.800	1:41.886	57.218	112.6	19:54.893
6	1	3:39.778	1:02.318	1:41.110	56.350	114.7	23:34.671
7	1	3:40.289	1:01.786	1:42.704	55.799	114.5	27:14.960
8	1	3:36.079	1:02.494	1:38.778	54.807	116.7	30:51.039

44 — 1.Tom BELL — AUSTIN MINI Cooper S — THD

Lap	D	Time	Sector 1	Sector 2	Sector 3	Kph	Elapsed
1	1	3:36.531	52.873	1:47.055	56.603	114.4	3:36.531
2	1	3:37.862	1:02.120	1:40.870	54.872	115.7	7:14.393
3	1	3:35.540	1:00.802	1:39.874	54.864	117.0	10:49.933
4	1	3:31.802	59.760	1:38.767	53.275	119.0	14:21.735
5	1	3:26.890	58.484	1:36.611	51.795	121.9	17:48.625
6	1	3:22.757	58.194	1:33.253	51.310	124.4	21:11.382
7	1	3:19.914	57.242	1:31.535	51.137	126.1	24:31.296
8	1	3:25.663	56.781	1:35.741	53.141	122.6	27:56.959
9	1	3:16.988	56.769	1:30.579	49.640	128.0	31:13.947

46 — 1.Ian CURLEY, 2.Bill SOLLIS — AUSTIN MINI Cooper S — THD

Lap	D	Time	Sector 1	Sector 2	Sector 3	Kph	Elapsed
1	1	3:57.193	1:16.275	1:45.200	55.718	104.5	3:57.193
2	1	3:33.397	1:00.062	1:39.615	53.720	118.2	7:30.590
3	1	3:29.319	59.551	1:36.710	53.058	120.5	10:59.909
4	1	3:26.837	59.876	1:34.633	52.328	121.9	14:26.746
5	1	3:37.513 B	58.283	1:38.989	1:00.241	115.9	18:04.259
6	1	4:36.077	2:09.945	1:33.018	53.114	91.3	22:40.336
7	1	3:19.057	57.678	1:29.166	52.213	126.7	25:59.393
8	1	3:19.449	57.376	1:31.454	50.619	126.4	29:18.842
9	1	3:13.180	56.490	1:27.098	49.592	130.5	32:32.022

49 — 1.Nils-Fredrik NYBLAEUS, 2.Jeremy WELCH — FORD Falcon Sprint — THA

Lap	D	Time	Sector 1	Sector 2	Sector 3	Kph	Elapsed
1	1	4:47.943	2:00.269	1:47.189	1:00.485	86.0	4:47.943
2	1	3:45.778	1:02.894	1:44.370	58.514	111.7	8:33.721
3	1	3:48.655	1:04.484	1:45.359	58.812	110.3	12:22.376
4	1	3:45.682	1:07.013	1:42.278	56.391	111.7	16:08.058
5	1	3:51.727 B	1:00.721	1:43.002	1:08.004	108.8	19:59.785
6	1	4:30.862	2:04.455	1:34.761	51.646	93.1	24:30.647
7	1	3:20.509	55.906	1:32.788	51.815	125.8	27:51.156
8	1	3:16.530	54.802	1:31.071	50.657	128.3	31:07.686

57 — 1.William WARD — AUSTIN MINI Cooper S — THD

Lap	D	Time	Sector 1	Sector 2	Sector 3	Kph	Elapsed
1	1	4:15.317				97.0	4:15.317
2	1	4:02.789				103.9	8:18.106
3	1	3:45.435				111.8	12:03.541
4	1	3:40.945				114.1	15:44.486
5	1	3:31.030				119.5	19:15.516
6	1	3:29.554				120.3	22:45.070
7	1	6:47.880				61.8	29:32.950
8	1	3:24.102				123.5	32:57.052

66 — 1.Niall MCFADDEN — AUSTIN MINI Cooper S — THD

Lap	D	Time	Sector 1	Sector 2	Sector 3	Kph	Elapsed
1	1	4:33.282	1:43.720	1:47.541	1:02.021	90.7	4:33.282
2	1	3:37.876	1:01.828	1:40.761	55.287	115.7	8:11.158
3	1	3:37.964	1:04.420	1:38.418	55.126	115.7	11:49.122
4	1	3:31.603	1:01.291	1:35.398	54.914	119.2	15:20.725
5	1	3:30.570	1:00.928	1:34.745	54.897	119.7	18:51.295
6	1	3:41.479	1:01.538	1:44.398	55.543	113.8	22:32.774
7	1	3:25.309	1:00.362	1:31.983	52.964	122.8	25:58.083
8	1	3:32.789	1:04.260	1:32.299	56.230	118.5	29:30.872
9	1	3:25.559	59.559	1:31.729	54.271	122.7	32:56.431

69 — 1.Michael CULLEN — AUSTIN MINI Cooper S — THD

Lap	D	Time	Sector 1	Sector 2	Sector 3	Kph	Elapsed
1	1	4:32.028				91.1	4:32.028
2	1	3:32.309				118.8	8:04.337
3	1	3:34.503				117.5	11:38.840
4	1	3:26.883				121.9	15:05.723
5	1	3:26.105				122.3	18:31.828
6	1	3:21.997				124.8	21:53.825
7	1	3:16.872				128.1	25:10.697
8	1	3:14.934				129.3	28:25.631
9	1	3:13.580				130.3	31:39.211

70 — 1.David JONES, 2.Jon HARMER — MORRIS MINI Cooper S — THD

Lap	D	Time	Sector 1	Sector 2	Sector 3	Kph	Elapsed
1	1	4:09.170				99.4	4:09.170
2	1	3:52.260				108.6	8:01.430
3	1	3:52.846				108.3	11:54.276
4	1	4:04.901 B				103.0	15:59.177
5	1	4:56.627				85.0	20:55.804
6	1	3:24.850				123.1	24:20.654
7	1	3:20.677				125.6	27:41.331
8	1	3:17.548				127.6	30:58.879

71 — 1.Alan ROSS-JONES, 2.Mark HALES — FORD Lotus Cortina — THC

Lap	D	Time	Sector 1	Sector 2	Sector 3	Kph	Elapsed
1	1	3:54.505	1:08.694	1:48.254	57.557	105.6	3:54.505
2	1	3:41.486	1:02.073	1:43.513	55.900	113.8	7:35.991
3	1	3:36.062	1:00.638	1:40.087	55.337	116.7	11:12.053
4	1	3:43.556 B	59.809	1:39.317	1:04.430	112.8	14:55.609
5	1	5:05.598	2:32.500	1:39.033	54.065	82.5	20:01.207
6	1	3:24.911	58.708	1:34.382	51.821	123.0	23:26.118
7	1	3:19.475	57.807	1:31.114	50.554	126.4	26:45.593
8	1	3:15.774	56.939	1:28.764	50.071	128.8	30:01.367

73 — 1.Chris CLARKSON, 2.David SMITHIES — FORD Falcon Sprint — THA

Lap	D	Time	Sector 1	Sector 2	Sector 3	Kph	Elapsed
1	1	4:03.300	1:12.227	1:52.354	58.719	101.8	4:03.300

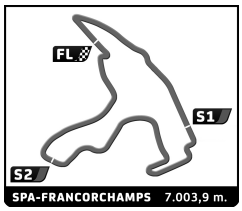

Masters Pre-66 Touring Cars
SPA SIX HOURS
Qualifying
Analysis

Personal Best | Session Best | **B** Crossing the finish line in pit lane

Lap	D	Time	Sector 1	Sector 2	Sector 3	Kph	Elapsed
2	1	3:41.353	1:01.434	1:43.176	56.743	113.9	7:44.653
3	1	3:35.992	59.660	1:40.939	55.393	116.7	11:20.645
4	1	3:33.270	58.657	1:40.930	53.683	118.2	14:53.915
5	1	3:42.287 B	59.054	1:38.987	1:04.246	113.4	18:36.202
6	1	4:52.632	2:20.555	1:39.045	53.032	86.2	23:28.834
7	1	3:23.307	56.361	1:33.910	53.036	124.0	26:52.141
8	1	3:19.733	55.659	1:32.730	51.344	126.2	30:11.874

74 1.Jon MILES 2.Adrian MILES — FORD Mustang THA

Lap	D	Time	Sector 1	Sector 2	Sector 3	Kph	Elapsed
1	1	5:20.576	2:18.568	1:59.181	1:02.827	77.3	5:20.576
2	1	3:47.706	1:03.826	1:46.058	57.822	110.7	9:08.282
3	1	3:41.400	1:00.739	1:43.987	56.674	113.9	12:49.682
4	1	3:56.633 B	1:01.667	1:43.458	1:11.508	106.6	16:46.315
5	1	5:27.136	2:44.728	1:46.630	55.778	77.1	22:13.451
6	1	3:41.698	1:01.523	1:42.104	58.071	113.7	25:55.149
7	1	3:28.232	59.333	1:36.923	51.976	121.1	29:23.381
8	1	3:31.847	1:01.860	1:36.445	53.542	119.0	32:55.228

76 1.James DORLIN — MORRIS MINI Cooper S THD

Lap	D	Time	Sector 1	Sector 2	Sector 3	Kph	Elapsed
1	1	3:16.346	46.709	1:37.697	51.940	126.2	3:16.346
2	1	3:29.099	59.006	1:36.745	53.348	120.6	6:45.445
3	1	3:28.013	59.247	1:36.358	52.408	121.2	10:13.458
4	1	3:24.608	58.249	1:34.304	52.055	123.2	13:38.066
5	1	3:21.983	57.582	1:33.018	51.383	124.8	17:00.049
6	1	3:20.092	58.585	1:31.326	50.181	126.0	20:20.141
7	1	3:16.017	57.229	1:29.309	49.479	128.6	23:36.158
8	1	3:14.186	56.506	1:27.281	50.399	129.8	26:50.344
9	1	3:11.320	56.228	1:26.070	49.022	131.8	30:01.664

84 1.Steve JONES — MORRIS MINI Cooper S THD

Lap	D	Time	Sector 1	Sector 2	Sector 3	Kph	Elapsed
1	1	4:16.856	1:24.299	1:48.227	1:04.330	96.5	4:16.856
2	1	4:01.578	1:12.645	1:51.281	57.652	104.4	8:18.434
3	1	3:35.260	1:01.498	1:38.536	55.226	117.1	11:53.694
4	1	3:28.831	1:00.358	1:35.359	53.114	120.7	15:22.525
5	1	3:26.999	59.513	1:34.675	52.811	121.8	18:49.524
6	1	3:25.456	59.415	1:33.206	52.835	122.7	22:14.980
7	1	3:25.541	1:01.369	1:32.095	52.077	122.7	25:40.521
8	1	3:20.731	58.915	1:30.522	51.294	125.6	29:01.252
9	1	3:17.904	58.024	1:29.203	50.677	127.4	32:19.156

101 1.Stephen WOODROW — MORRIS MINI Cooper S THD

Lap	D	Time	Sector 1	Sector 2	Sector 3	Kph	Elapsed
1	1	4:28.369	1:43.165	1:46.778	58.426	92.3	4:28.369
2	1	3:38.774	1:01.954	1:42.026	54.794	115.3	8:07.143
3	1	3:35.236	1:00.215	1:42.022	52.999	117.1	11:42.379
4	1	3:27.920	58.657	1:36.139	53.124	121.3	15:10.299
5	1	3:26.089	58.828	1:35.112	52.149	122.3	18:36.388
6	1	3:24.348	58.236	1:33.735	52.377	123.4	22:00.736
7	1	3:22.966	57.867	1:33.258	51.841	124.2	25:23.702
8	1	3:19.030	57.524	1:29.952	51.554	126.7	28:42.732
9	1	3:18.334	57.698	1:29.436	51.200	127.1	32:01.066

107 1.Rui Macedo SILVA 2.Pedro MACEDO SILVA — FORD Lotus Cortina THC

Lap	D	Time	Sector 1	Sector 2	Sector 3	Kph	Elapsed
1	1	4:05.432	1:10.255	1:54.459	1:00.718	100.9	4:05.432
2	1	3:49.845	1:03.044	1:47.499	59.302	109.7	7:55.277
3	1	3:58.534	1:05.442	1:51.309	1:01.783	105.7	11:53.811
4	1	4:03.575 B	1:03.090	1:48.672	1:11.813	103.5	15:57.386
5	1	4:28.157	2:02.510	1:34.386	51.261	94.0	20:25.543
6	1	3:19.291	57.488	1:31.633	50.170	126.5	23:44.834
7	1	3:15.622	55.634	1:30.707	49.281	128.9	27:00.456
8	1	3:13.164	55.454	1:28.835	48.875	130.5	30:13.620

141 1.Richard LONGDON 2.Rory LONGDON — MORRIS MINI Cooper S THD

Lap	D	Time	Sector 1	Sector 2	Sector 3	Kph	Elapsed
1	1	5:08.448 B	1:36.978	2:07.407	1:24.063	80.3	5:08.448
2	1	5:41.272	2:30.736	2:00.392	1:10.144	73.9	10:49.720
3	1	4:40.877 B	1:16.627	2:01.213	1:23.037	89.8	15:30.597
4	1	6:26.850	3:55.214	1:38.912	52.724	65.2	21:57.447
5	1	3:26.820	1:00.603	1:34.560	51.657	121.9	25:24.267
6	1	3:22.106	59.154	1:30.918	52.034	124.8	28:46.373
7	1	3:20.022	57.732	1:31.215	51.075	126.1	32:06.395

144 1.Georg KJALLGREN — FORD Mustang THA

Lap	D	Time	Sector 1	Sector 2	Sector 3	Kph	Elapsed
1	1	4:51.784	2:01.431	1:49.423	1:00.930	84.9	4:51.784
2	1	3:59.312 B	1:03.727	1:44.719	1:10.866	105.4	8:51.096
3	1	5:20.380	2:46.243	1:39.777	54.360	78.7	14:11.476
4	1	3:29.318	58.476	1:37.848	52.994	120.5	17:40.794
5	1	3:25.825	57.506	1:35.927	52.392	122.5	21:06.619
6	1	3:22.729	57.214	1:33.775	51.740	124.4	24:29.348
7	1	3:19.801	55.966	1:32.920	50.915	126.2	27:49.149
8	1	3:18.976	56.077	1:31.203	51.696	126.7	31:08.125

155 1.Jeff SMITH 2.Scott KENDALL — AUSTIN MINI Cooper S THD

Lap	D	Time	Sector 1	Sector 2	Sector 3	Kph	Elapsed
1	1	3:21.919	49.220	1:38.305	54.394	122.7	3:21.919
2	1	3:33.134	1:01.203	1:38.217	53.714	118.3	6:55.053
3	1	3:32.871	1:00.630	1:38.438	53.803	118.4	10:27.924
4	1	3:29.998	59.792	1:36.779	53.427	120.1	13:57.922
5	1	3:34.822 B	58.787	1:35.138	1:00.897	117.4	17:32.744
6	1	5:10.508	2:43.766	1:34.037	52.705	81.2	22:43.252
7	1	3:20.216	57.667	1:30.801	51.748	125.9	26:03.468
8	1	3:18.320	57.026	1:29.699	51.595	127.1	29:21.788
9	1	3:15.246	57.024	1:27.542	50.680	129.1	32:37.034

166 1.Rob FENN 2.James BARCLAY — FORD Mustang THA

Lap	D	Time	Sector 1	Sector 2	Sector 3	Kph	Elapsed
1	1	4:43.997	1:59.355	1:44.440	1:00.202	87.2	4:43.997
2	1	3:39.281	1:02.568	1:41.986	54.727	115.0	8:23.278
3	1	3:32.171	59.561	1:38.882	53.728	118.8	11:55.449
4	1	3:40.353 B	1:00.469	1:38.655	1:01.229	114.4	15:35.802
5	1	5:11.625	2:43.882	1:36.513	51.230	80.9	20:47.427
6	1	3:18.878	55.711	1:33.016	50.151	126.8	24:06.305
7	1	3:20.800	57.262	1:33.095	50.443	125.6	27:27.105
8	1	3:18.179	54.787	1:32.482	50.910	127.2	30:45.284

169 1.Simon WATTS 2.Roberto GIORDANELLI — FORD Lotus Cortina THC

Lap	D	Time	Sector 1	Sector 2	Sector 3	Kph	Elapsed
1	1	5:57.130	3:00.877	1:52.154	1:04.099	69.4	5:57.130
2	1	3:52.733	1:05.118	1:47.590	1:00.025	108.3	9:49.863

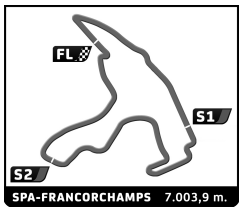

Masters Pre-66 Touring Cars
SPA SIX HOURS
Qualifying
Analysis

Personal Best | Session Best | **B** Crossing the finish line in pit lane

171 — 1.Lawrence WARR — MORRIS MINI Cooper S — THD

Lap	D	Time	Sector 1	Sector 2	Sector 3	Kph	Elapsed
3	1	3:49.592	1:03.710	1:46.327	59.555	109.8	13:39.455
4	1	3:42.598	1:01.613	1:42.740	58.245	113.3	17:22.053
5	1	3:53.146 B	1:00.955	1:44.329	1:07.862	108.1	21:15.199
6	1	4:49.137	2:11.414	1:41.892	55.831	87.2	26:04.336
7	1	3:26.641	59.710	1:34.197	52.734	122.0	29:30.977
8	1	3:25.027	58.094	1:34.053	52.880	123.0	32:56.004

181 — 1.Hans BECKERT — MORRIS MINI Cooper S — THD

Lap	D	Time	Sector 1	Sector 2	Sector 3	Kph	Elapsed
1	1	3:43.403	55.994	1:46.809	1:00.600	110.9	3:43.403
2	1	3:45.542	1:04.243	1:44.193	57.106	111.8	7:28.945
3	1	3:42.751	1:03.101	1:42.189	57.461	113.2	11:11.696
4	1	3:39.067	1:02.009	1:40.258	56.800	115.1	14:50.763
5	1	3:35.698	1:01.415	1:38.331	55.952	116.9	18:26.461
6	1	3:33.334	1:03.842	1:35.954	53.538	118.2	21:59.795
7	1	3:29.657	1:00.894	1:35.400	53.363	120.3	25:29.452
8	1	3:26.093	59.724	1:33.480	52.889	122.3	28:55.545
9	1	3:25.704	59.448	1:32.627	53.629	122.6	32:21.249

192 — 1.Julian THOMAS, 2.Calum LOCKIE — FORD Falcon — THA

Lap	D	Time	Sector 1	Sector 2	Sector 3	Kph	Elapsed
1	1	4:4:26.332	1:44.368	1:43.336	58.628	93.0	4:26.332
2	1	3:34.600	1:00.971	1:38.539	55.090	117.5	8:00.932
3	1	3:32.473	1:00.393	1:37.938	54.142	118.7	11:33.405
4	1	3:27.912	58.668	1:36.012	53.232	121.3	15:01.317
5	1	3:24.847	58.456	1:33.409	52.982	123.1	18:26.164
6	1	3:22.612	59.173	1:31.724	51.715	124.4	21:48.776
7	1	3:19.487	57.438	1:31.276	50.773	126.4	25:08.263
8	1	3:15.655	56.434	1:28.862	50.359	128.9	28:23.918
9	1	3:17.456	58.498	1:29.369	49.589	127.7	31:41.374

199 — 1.Alex TAYLOR — FORD Mustang — THA

Lap	D	Time	Sector 1	Sector 2	Sector 3	Kph	Elapsed
1	1	4:13.724	1:27.466	1:45.989	1:00.269	97.6	4:13.724
2	1	3:41.840	1:01.118	1:44.798	55.924	113.7	7:55.564
3	1	3:32.013	58.266	1:40.838	52.909	118.9	11:27.577
4	1	3:27.187	56.860	1:37.830	52.497	121.7	14:54.764
5	1	3:33.527 B	56.840	1:35.985	1:00.702	118.1	18:28.291
6	1	5:42.100	3:19.818	1:32.373	49.909	73.7	24:10.391
7	1	3:15.014	54.524	1:30.853	49.637	129.3	27:25.405
8	1	3:16.616	55.502	1:31.792	49.322	128.2	30:42.021

232 — 1.Tom GRAY — FORD Mustang — THA

Lap	D	Time	Sector 1	Sector 2	Sector 3	Kph	Elapsed
1	1	4:52.865	2:03.529	1:47.950	1:01.386	84.6	4:52.865
2	1	3:48.142	1:03.103	1:44.915	1:00.124	110.5	8:41.007
3	1	3:43.730	1:01.841	1:44.251	57.638	112.7	12:24.737
4	1	3:32.391	59.865	1:38.903	53.623	118.7	15:57.128
5	1	3:45.095 B	58.385	1:37.367	1:09.343	112.0	19:42.223

888 — 1.Daniel WHEELER — AUSTIN MINI Cooper S — THD

Lap	D	Time	Sector 1	Sector 2	Sector 3	Kph	Elapsed
1	1	4:22.455	1:41.891	1:42.300	58.264	94.4	4:22.455
2	1	3:37.218	1:03.258	1:38.440	55.520	116.1	7:59.673
3	1	3:40.365	1:02.917	1:42.088	55.360	114.4	11:40.038
4	1	3:25.911	58.366	1:35.452	52.093	122.5	15:05.949
5	1	3:27.146	58.991	1:35.948	52.207	121.7	18:33.095
6	1	3:35.738	1:04.271	1:38.887	52.580	116.9	22:08.833
7	1	3:59.177 B	58.246	1:30.942	1:29.989	105.4	26:08.010

GRAF VON FABER-CASTELL

Masters HISTORIC RACING

GRID 5

Masters Pre '66 Touring Cars

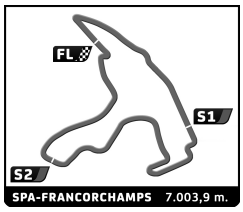

Masters Pre-66 Touring Cars

SPA SIX HOURS

Race (61')

Amended

Provisional Starting Grid

	911	- 20 -		
Ron MAYDON	26	- 19 -	54	Billy NAIRN
3:32.391 Tom GRAY	232	- 18 -	36	3:36.079 Allan THOM
3:28.202 James HAGAN	24	- 17 -	74	3:28.232 Jon MILES
3:25.911 Daniel WHEELER	888	- 16 -	17	3:26.512 Eric DOUART
3:25.309 Niall MCFADDEN	66	- 15 -	171	3:25.704 Lawrence WARR
3:24.102 William WARD	57	- 14 -	169	3:25.027 Simon WATTS
3:24.019 Jonathan KENT	15	- 13 -	27	3:24.032 Kevin BOTTOMLEY
3:19.733 Chris CLARKSON	73	- 12 -	141	3:20.022 Richard LONGDON
3:18.334 Stephen WOODROW	101	- 11 -	144	3:18.976 Georg KJALLGREN
3:17.904 Steve JONES	84	- 10 -	166	3:18.179 Rob FENN
3:17.000 Tom BELL	44	- 9 -	70	3:17.548 David JONES
3:16.530 Nils-Fredrik NYBLAEUS	49	- 8 -	42	3:16.988 John SPIERS
3:15.655 Hans BECKERT	181	- 7 -	71	3:15.774 Alan ROSS-JONES
3:15.240 Mark BURTON	35	- 6 -	155	3:15.246 Jeff SMITH
3:14.930 Jonathan LEWIS	7	- 5 -	199	3:15.014 Alex TAYLOR
3:13.580 Michael CULLEN	69	- 4 -	20	3:14.109 Endaf OWENS
3:13.164 Rui Macedo SILVA	107	- 3 -	46	3:13.180 Ian CURLEY
3:10.987 Craig DAVIES	9	- 2 -	76	3:11.320 James DORLIN
3:07.791 Olivier HART	11	- 1 -	192	3:07.824 Julian THOMAS

Pole

Stewards	Timekeeper: Alberto Estébanez

SEPTEMBER 25, 26, 27, 28, 29 • 2019

GRAF VON FABER-CASTELL

Masters HISTORIC RACING

GRID 5
Masters Pre '66 Touring Cars



Masters Pre-66 Touring Cars
SPA SIX HOURS
Race ((61'))
Final Classification

		Drivers	Team	Vehicle	Class	Laps	Total Time	Gap	Kph	Best Lap Lap	Best Lap Time	Best Lap Kph
1	9	C. DAVIES		FORD MUSTANG	THA	20	**1:03:17.338**	-	132.7	3	**3:01.873**	138.6
2	192	J. THOMAS/C. LOCKIE		FORD Falcon	THA	20	**1:03:25.535**	+8.197	132.4	8	**3:01.443**	139.0
3	11	O. HART		ALFA ROMEO Giulia Sprint GTA	THC	20	**1:03:29.129**	+11.791	132.3	8	**3:01.556**	138.9
4	199	A. TAYLOR		FORD Mustang	THA	20	**1:03:41.773**	+24.435	131.8	6	**3:02.569**	138.1
5	35	M. BURTON/G. PATTLE		FORD Mustang	THA	20	**1:04:10.140**	+52.802	130.9	6	**3:00.846**	139.4
6	76	J. DORLIN		MORRIS MINI Cooper S	THD	20	**1:04:17.906**	+1:00.568	130.6	7	**3:03.837**	137.2
7	44	T. BELL		AUSTIN MINI Cooper S	THD	20	**1:04:37.397**	+1:20.059	129.9	5	**3:05.221**	136.1
8	42	J. SPIERS		FORD Lotus Cortina	THC	20	**1:05:01.763**	+1:44.425	129.1	5	**3:06.663**	135.1
9	155	J. SMITH/S. KENDALL		AUSTIN MINI Cooper S	THD	20	**1:05:02.288**	+1:44.950	129.1	17	**3:07.733**	134.3
10	46	I. CURLEY/B. SOLLIS		AUSTIN MINI Cooper S	THD	20	**1:05:27.284**	+2:09.946	128.3	6	**3:07.491**	134.5
11	20	E. OWENS		AUSTIN MINI Cooper S	THD	20	**1:05:28.007**	+2:10.669	128.3	15	**3:08.056**	134.1
12	144	G. KJALLGREN		FORD Mustang	THA	20	**1:05:41.886**	+2:24.548	127.8	13	**3:07.822**	134.2
13	71	A. ROSS-JONES/M. HALES		FORD Lotus Cortina	THC	20	**1:05:42.324**	+2:24.986	127.8	19	**3:08.130**	134.0
14	69	M. CULLEN		AUSTIN MINI Cooper S	THD	20	**1:05:55.231**	+2:37.893	127.4	8	**3:08.934**	133.5
15	49	N. NYBLAEUS/J. WELCH		FORD Falcon Sprint	THA	20	**1:05:57.717**	+2:40.379	127.3	15	**3:05.523**	135.9
16	181	H. BECKERT		MORRIS MINI Cooper S	THD	20	**1:05:59.018**	+2:41.680	127.3	4	**3:08.057**	134.1
17	101	S. WOODROW		MORRIS MINI Cooper S	THD	20	**1:06:05.747**	+2:48.409	127.0	16	**3:07.930**	134.2
18	73	C. CLARKSON/D. SMITHIES		FORD Falcon Sprint	THA	20	**1:06:39.203**	+3:21.865	126.0	19	**3:07.477**	134.5
19	84	S. JONES		MORRIS MINI Cooper S	THD	19	**1:03:37.774**	1 Lap	125.4	12	**3:11.807**	131.5
20	232	T. GRAY		FORD Mustang	THA	19	**1:03:40.300**	1 Lap	125.3	11	**3:07.663**	134.4
21	107	R. SILVA/P. MACEDO SILVA		FORD Lotus Cortina	THC	19	**1:03:54.170**	1 Lap	124.8	8	**3:01.792**	138.7
22	17	E. DOUART		BMW 1800 Ti	THB	19	**1:03:54.561**	1 Lap	124.8	11	**3:12.621**	130.9
23	57	W. WARD		AUSTIN MINI Cooper S	THD	19	**1:03:57.486**	1 Lap	124.7	11	**3:12.649**	130.9
24	70	D. JONES/J. HARMER		MORRIS MINI Cooper S	THD	19	**1:04:07.572**	1 Lap	124.4	15	**3:10.760**	132.2
25	171	L. WARR		MORRIS MINI Cooper S	THD	19	**1:04:26.894**	1 Lap	123.8	16	**3:12.900**	130.7
26	66	N. MCFADDEN		AUSTIN MINI Cooper S	THD	19	**1:04:50.036**	1 Lap	123.0	15	**3:13.697**	130.2
27	27	K. BOTTOMLEY		MORRIS MINI Cooper S	THD	19	**1:06:24.363**	1 Lap	120.1	17	**3:13.803**	130.1
28	36	A. THOM		ALFA ROMEO Giulia Sprint GTA	THC	19	**1:06:25.042**	1 Lap	120.1	13	**3:14.994**	129.3
29	169	S. WATTS/R. GIORDANELLI		FORD Lotus Cortina	THC	18	**1:01:38.907**	2 Laps	122.6	16	**3:10.688**	132.2
30	166	R. FENN/J. BARCLAY		FORD Mustang	THA	17	**55:08.538**	3 Laps	129.4	8	**3:01.784**	138.7
31	888	D. WHEELER		AUSTIN MINI Cooper S	THD	17	**1:05:03.041**	3 Laps	109.7	16	**3:08.139**	134.0
32	24	J. HAGAN/S. MAWHINNEY		MORRIS MINI Cooper S	THD	12	**42:06.041**	8 Laps	119.6	8	**3:13.260**	130.5
33	15	J. KENT		AUSTIN MINI Cooper S	THD	10	**34:00.062**	10 Laps	123.4	9	**3:15.911**	128.7
34	74	J. MILES/A. MILES		FORD Mustang	THA	8	**26:55.703**	12 Laps	124.6	5	**3:12.568**	130.9
35	141	R. LONGDON/R. LONGDON		MORRIS MINI Cooper S	THD	7	**24:01.582**	13 Laps	122.1	3	**3:16.942**	128.0
36	54	B. NAIRN/C. NAIRN		MORRIS MINI Cooper S	THD	5	**21:00.765**	15 Laps	99.6	3	**3:25.457**	122.7
37	26	R. MAYDON		AUSTIN MINI Cooper S	THD							
	7	J. LEWIS		AUSTIN Mini Cooper S	THD	1	**4:00.311**					

Pole Position		O. Hart	**3:07.791**	134.3 Kph
Fastest Lap	Lap 6	Mark BURTON	**3:00.846**	139.4 Kph

Car #11 - 5 second penalty for track limit - second fault
Car #7 - Disqualified due to causing a collision

Published at: .....

Track Status: **DRY**

Stewards

Timekeeper:
Alberto Estébanez

SEPTEMBER 25, 26, 27, 28, 29 • 2019

GRAF VON FABER-CASTELL

Masters HISTORIC RACING

GRID 5
Masters Pre '66 Touring Cars



Masters Pre-66 Touring Cars
SPA SIX HOURS
Race
Final Classification by Class

	Nr.	Drivers	Team	Car	Laps	Total Time	Gap	Kph	Best Lap Lap	Best Lap Time	Best Lap Kph
THA											
1	9	C. DAVIES		FORD MUSTANG	20	1:03:17.338		132.7	3	3:01.873	138.6
2	192	J. THOMAS / C. LOCKIE		FORD Falcon	20	1:03:25.535	+8.197	132.4	8	3:01.443	139.0
3	199	A. TAYLOR		FORD Mustang	20	1:03:41.773	+24.435	131.8	6	3:02.569	138.1
4	35	M. BURTON / G. PATTLE		FORD Mustang	20	1:04:10.140	+52.802	130.9	6	3:00.846	139.4
5	144	G. KJALLGREN		FORD Mustang	20	1:05:41.886	+2'24.548	127.8	13	3:07.822	134.2
6	49	N. NYBLAEUS / J. WELCH		FORD Falcon Sprint	20	1:05:57.717	+2'40.379	127.3	15	3:05.523	135.9
7	73	C. CLARKSON / D. SMITHIES		FORD Falcon Sprint	20	1:06:39.203	+3'21.865	126.0	19	3:07.477	134.5
8	232	T. GRAY		FORD Mustang	19	1:03:40.300	1 Laps	125.3	11	3:07.663	134.4
9	166	R. FENN / J. BARCLAY		FORD Mustang	17	55:08.538	3 Laps	129.4	8	3:01.784	138.7
10	74	J. MILES / A. MILES		FORD Mustang	8	26:55.703	12 Laps	124.6	5	3:12.568	130.9
THB											
1	17	E. DOUART		BMW 1800 Ti	19	1:03:54.561		124.8	11	3:12.621	130.9
THC											
1	11	O. HART		ALFA ROMEO Giulia Sprint GTA	20	1:03:29.129		132.3	8	3:01.556	138.9
2	42	J. SPIERS		FORD Lotus Cortina	20	1:05:01.763	+1'32.634	129.1	5	3:06.663	135.1
3	71	A. ROSS-JONES / M. HALES		FORD Lotus Cortina	20	1:05:42.324	+2'13.195	127.8	19	3:08.130	134.0
4	107	R. SILVA / P. MACEDO SILVA		FORD Lotus Cortina	19	1:03:54.170	1 Laps	124.8	8	3:01.792	138.7
5	36	A. THOM		ALFA ROMEO Giulia Sprint GTA	19	1:06:25.042	1 Laps	120.1	13	3:14.994	129.3
6	169	S. WATTS / R. GIORDANELLI		FORD Lotus Cortina	18	1:01:38.907	2 Laps	122.6	16	3:10.688	132.2
THD											
1	76	J. DORLIN		MORRIS MINI Cooper S	20	1:04:17.906		130.6	7	3:03.837	137.2
2	44	T. BELL		AUSTIN MINI Cooper S	20	1:04:37.397	+19.491	129.9	5	3:05.221	136.1
3	155	J. SMITH / S. KENDALL		AUSTIN MINI Cooper S	20	1:05:02.288	+44.382	129.1	17	3:07.733	134.3
4	46	I. CURLEY / B. SOLLIS		AUSTIN MINI Cooper S	20	1:05:27.284	+1'09.378	128.3	6	3:07.491	134.5
5	20	E. OWENS		AUSTIN MINI Cooper S	20	1:05:28.007	+1'10.101	128.3	15	3:08.056	134.1
6	69	M. CULLEN		AUSTIN MINI Cooper S	20	1:05:55.231	+1'37.325	127.4	8	3:08.934	133.5
7	181	H. BECKERT		MORRIS MINI Cooper S	20	1:05:59.018	+1'41.112	127.3	4	3:08.057	134.1
8	101	S. WOODROW		MORRIS MINI Cooper S	20	1:06:05.747	+1'47.841	127.0	16	3:07.930	134.2
9	84	S. JONES		MORRIS MINI Cooper S	19	1:03:37.774	1 Laps	125.4	12	3:11.807	131.5
10	57	W. WARD		AUSTIN MINI Cooper S	19	1:03:57.486	1 Laps	124.7	11	3:12.649	130.9
11	70	D. JONES / J. HARMER		MORRIS MINI Cooper S	19	1:04:07.572	1 Laps	124.4	15	3:10.760	132.2
12	171	L. WARR		MORRIS MINI Cooper S	19	1:04:26.894	1 Laps	123.8	16	3:12.900	130.7
13	66	N. MCFADDEN		AUSTIN MINI Cooper S	19	1:04:50.036	1 Laps	123.0	15	3:13.697	130.2
14	27	K. BOTTOMLEY		MORRIS MINI Cooper S	19	1:06:24.363	1 Laps	120.1	17	3:13.803	130.1
15	888	D. WHEELER		AUSTIN MINI Cooper S	17	1:05:03.041	3 Laps	109.7	16	3:08.139	134.0
16	24	J. HAGAN / S. MAWHINNEY		MORRIS MINI Cooper S	12	42:06.041	8 Laps	119.6	8	3:13.260	130.5
17	15	J. KENT		AUSTIN MINI Cooper S	10	34:00.062	10 Laps	123.4	9	3:15.911	128.7
18	141	R. LONGDON / R. LONGDON		MORRIS MINI Cooper S	7	24:01.582	13 Laps	122.1	3	3:16.942	128.0
19	54	B. NAIRN / C. NAIRN		MORRIS MINI Cooper S	5	21:00.765	15 Laps	99.6	3	3:25.457	122.7
20	26	R. MAYDON		AUSTIN MINI Cooper S							
	7	J. LEWIS		AUSTIN Mini Cooper S	1	4:00.311					

Car #11 - 5 second penalty for track limit - second fault
Car #7 - Disqualified due to causing a collision

Track Status: **DRY**

Published at: .....

Stewards

Timekeeper:
Alberto Estébanez

SEPTEMBER 25, 26, 27, 28, 29 • 2019

GRAF VON FABER-CASTELL

Masters HISTORIC RACING

GRID 5
Masters Pre '66 Touring Cars



Masters Pre-66 Touring Cars
SPA SIX HOURS
Race
Final Classification by Group

	Nr.	Drivers	Team	Car	Laps	Total Time	Gap	Kph	Best Lap Lap	Best Lap Time	Best Lap Kph
1											
1	76	**J. DORLIN**		MORRIS MINI Cooper S	20	**1:04:17.906**		130.6	7	**3:03.837**	137.2
2	44	**T. BELL**		AUSTIN MINI Cooper S	20	**1:04:37.397**	+19.491	129.9	5	**3:05.221**	136.1
3	42	**J. SPIERS**		FORD Lotus Cortina	20	**1:05:01.763**	+43.857	129.1	5	**3:06.663**	135.1
4	155	**J. SMITH / S. KENDALL**		AUSTIN MINI Cooper S	20	**1:05:02.288**	+44.382	129.1	17	**3:07.733**	134.3
5	46	**I. CURLEY / B. SOLLIS**		AUSTIN MINI Cooper S	20	**1:05:27.284**	+1'09.378	128.3	6	**3:07.491**	134.5
6	20	**E. OWENS**		AUSTIN MINI Cooper S	20	**1:05:28.007**	+1'10.101	128.3	15	**3:08.056**	134.1
7	71	**A. ROSS-JONES / M. HALES**		FORD Lotus Cortina	20	**1:05:42.324**	+1'24.418	127.8	19	**3:08.130**	134.0
8	69	**M. CULLEN**		AUSTIN MINI Cooper S	20	**1:05:55.231**	+1'37.325	127.4	8	**3:08.934**	133.5
9	181	**H. BECKERT**		MORRIS MINI Cooper S	20	**1:05:59.018**	+1'41.112	127.3	4	**3:08.057**	134.1
10	101	**S. WOODROW**		MORRIS MINI Cooper S	20	**1:06:05.747**	+1'47.841	127.0	16	**3:07.930**	134.2
11	84	**S. JONES**		MORRIS MINI Cooper S	19	**1:03:37.774**	1 Laps	125.4	12	**3:11.807**	131.5
12	107	**R. SILVA / P. MACEDO SILVA**		FORD Lotus Cortina	19	**1:03:54.170**	1 Laps	124.8	8	**3:01.792**	138.7
13	17	**E. DOUART**		BMW 1800 Ti	19	**1:03:54.561**	1 Laps	124.8	11	**3:12.621**	130.9
14	57	**W. WARD**		AUSTIN MINI Cooper S	19	**1:03:57.486**	1 Laps	124.7	11	**3:12.649**	130.9
15	70	**D. JONES / J. HARMER**		MORRIS MINI Cooper S	19	**1:04:07.572**	1 Laps	124.4	15	**3:10.760**	132.2
16	171	**L. WARR**		MORRIS MINI Cooper S	19	**1:04:26.894**	1 Laps	123.8	16	**3:12.900**	130.7
17	66	**N. MCFADDEN**		AUSTIN MINI Cooper S	19	**1:04:50.036**	1 Laps	123.0	15	**3:13.697**	130.2
18	27	**K. BOTTOMLEY**		MORRIS MINI Cooper S	19	**1:06:24.363**	1 Laps	120.1	17	**3:13.803**	130.1
19	36	**A. THOM**		ALFA ROMEO Giulia Sprint GTA	19	**1:06:25.042**	1 Laps	120.1	13	**3:14.994**	129.3
20	169	**S. WATTS / R. GIORDANELLI**		FORD Lotus Cortina	18	**1:01:38.907**	2 Laps	122.6	16	**3:10.688**	132.2
21	888	**D. WHEELER**		AUSTIN MINI Cooper S	17	**1:05:03.041**	3 Laps	109.7	16	**3:08.139**	134.0
22	24	**J. HAGAN / S. MAWHINNEY**		MORRIS MINI Cooper S	12	**42:06.041**	8 Laps	119.6	8	**3:13.260**	130.5
23	15	**J. KENT**		AUSTIN MINI Cooper S	10	**34:00.062**	10 Laps	123.4	9	**3:15.911**	128.7
24	141	**R. LONGDON / R. LONGDON**		MORRIS MINI Cooper S	7	**24:01.582**	13 Laps	122.1	3	**3:16.942**	128.0
25	54	**B. NAIRN / C. NAIRN**		MORRIS MINI Cooper S	5	**21:00.765**	15 Laps	99.6	3	**3:25.457**	122.7
26	26	**R. MAYDON**		AUSTIN MINI Cooper S							
	7	**J. LEWIS**		AUSTIN Mini Cooper S	1	**4:00.311**					
2											
1	9	**C. DAVIES**		FORD MUSTANG	20	**1:03:17.338**		132.7	3	**3:01.873**	138.6
2	192	**J. THOMAS / C. LOCKIE**		FORD Falcon	20	**1:03:25.535**	+8.197	132.4	8	**3:01.443**	139.0
3	11	**O. HART**		ALFA ROMEO Giulia Sprint GTA	20	**1:03:29.129**	+11.791	132.3	8	**3:01.556**	138.9
4	199	**A. TAYLOR**		FORD Mustang	20	**1:03:41.773**	+24.435	131.8	6	**3:02.569**	138.1
5	35	**M. BURTON / G. PATTLE**		FORD Mustang	20	**1:04:10.140**	+52.802	130.9	6	**3:00.846**	139.4
6	144	**G. KJALLGREN**		FORD Mustang	20	**1:05:41.886**	+2'24.548	127.8	13	**3:07.822**	134.2
7	49	**N. NYBLAEUS / J. WELCH**		FORD Falcon Sprint	20	**1:05:57.717**	+2'40.379	127.3	15	**3:05.523**	135.9
8	73	**C. CLARKSON / D. SMITHIES**		FORD Falcon Sprint	20	**1:06:39.203**	+3'21.865	126.0	19	**3:07.477**	134.5
9	232	**T. GRAY**		FORD Mustang	19	**1:03:40.300**	1 Laps	125.3	11	**3:07.663**	134.4
10	166	**R. FENN / J. BARCLAY**		FORD Mustang	17	**55:08.538**	3 Laps	129.4	8	**3:01.784**	138.7
11	74	**J. MILES / A. MILES**		FORD Mustang	8	**26:55.703**	12 Laps	124.6	5	**3:12.568**	130.9

Car #11 - 5 second penalty for track limit - second fault
Car #7 - Disqualified due to causing a collision

Track Status: **DRY**

Published at: .....

Stewards

Timekeeper:
Alberto Estébanez

SEPTEMBER 25, 26, 27, 28, 29 • 2019

GRAF VON FABER-CASTELL

Masters HISTORIC RACING

GRID 5
Masters Pre '66 Touring Cars



Masters Pre-66 Touring Cars
SPA SIX HOURS
Race
Lap Chart

Nr	Pos	Grid	LAP 1	2	3	4	5	6	7	8	9	10	11	12	13	14	15	16	17	18	19	20
11	1	11	9	9	9	9	9	9	9	9	9	9	9	9	9	9	9	9	9	9	9	9
192	2	192	11	11	11	11	11	11	11	11	192	192	42	192	192	192	192	192	192	192	192	11
9	3	9	76	76	192	192	192	192	192	192	11	199	11	11	11	11	11	11	11	11	11	192
76	4	76	107	107	199	199	199	199	199	199	199	166	192	199	199	199	199	199	199	199	199	199
107	5	107	192	192	107	107	35	35	35	35	166	107	199	166	166	166	166	166	35	35	35	35
46	6	46	46	46	76	76	107	166	166	166	107	76	166	76	76	76	76	35	76	76	76	76
69	7	69	155	155	35	35	166	107	107	107	35	44	76	35	35	35	35	76	166	44	44	44
20	8	20	199	199	155	166	76	76	76	76	76	42	35	44	44	44	44	44	44	42	42	42
7	9	7	35	35	46	155	44	44	44	44	44	155	44	155	42	42	42	42	42	155	155	155
199	10	199	69	69	166	46	155	46	42	42	42	71	107	42	155	155	155	155	155	20	20	46
35	11	35	181	181	20	44	46	155	155	46	155	20	155	107	46	46	20	46	46	46	46	20
155	12	155	20	20	44	42	42	42	46	155	46	181	46	46	20	20	46	20	20	144	144	144
181	13	181	42	42	42	20	20	20	71	71	71	11	20	20	107	144	144	144	144	71	71	71
71	14	71	44	44	181	181	181	71	20	20	20	35	69	71	144	69	69	71	71	69	69	69
49	15	49	166	166	69	71	71	181	181	181	181	84	71	181	69	71	71	69	69	181	181	49
42	16	42	71	71	71	69	69	69	69	69	69	46	181	69	181	181	181	181	181	73	73	181
44	17	44	49	49	144	144	144	144	144	144	144	171	144	144	71	107	73	73	73	49	49	101
70	18	70	144	144	888	888	888	888	888	888	888	69	888	73	73	73	107	49	49	101	101	73
84	19	84	101	101	101	101	101	232	73	73	73	888	73	232	232	232	49	101	101	84	84	
166	20	166	84	84	73	73	232	101	232	232	232	15	232	101	101	101	101	107	107	232	232	
101	21	101	73	73	84	232	73	73	101	101	101	144	101	49	49	49	232	84	84	107	107	
144	22	144	70	70	232	49	49	49	49	49	84	73	49	84	84	84	84	232	232	17	17	
73	23	73	888	888	49	57	84	57	57	57	49	101	84	17	17	17	17	17	17	57	57	
141	24	141	15	15	57	84	57	84	84	84	57	232	17	57	57	57	57	57	169	70	70	
15	25	15	57	57	70	27	27	74	74	74	17	49	57	169	169	169	169	169	57	171	171	
27	26	27	232	232	27	74	74	27	27	17	24	17	27	27	171	171	70	70	70	66	66	
57	27	57	27	27	15	169	17	17	17	24	171	57	169	171	70	70	171	171	171	169	27	
169	28	169	169	169	169	17	169	169	169	169	15	27	171	70	27	66	66	66	66	36	36	
66	29	66	141	141	141	70	70	24	24	27	169	169	70	66	66	36	36	36	36	27		
171	30	171	17	17	17	15	24	141	171	171	66	24	24	24	36	27	27	27	27			
888	31	888	66	66	74	66	15	70	141	15	27	70	66	36	888	888	888	888	888			
17	32	17	24	24	24	24	141	171	70	70	70	66	36	888								
24	33	24	74	74	66	141	171	15	15	66	36	36										
74	34	74	171	171	171	171	66	66	66	36												
232	35	232	36	36	36	36	36	36	36													
36	36	36	54	54	54	54	54															
26	37	26	7																			
54	38	54																				

SEPTEMBER 25, 26, 27, 28, 29 • 2019

GRAF VON FABER-CASTELL

Masters HISTORIC RACING

GRID 5
Masters Pre '66 Touring Cars



Masters Pre-66 Touring Cars
SPA SIX HOURS
Race
Best Sector Times

	SECTOR 1		SECTOR 2		SECTOR 3							
Pos	Driver	Time	Driver	Time	Driver	Time	Pos	Team	Cl	Ideal Lap	Best Lap	
1	192 J.THOMAS	49.882	76 J.DORLIN	1:21.758	192 J.THOMAS	45.984	1	192	THA	3:00.252	3:01.443	(2)
2	9 C.DAVIES	50.441	11 O.HART	1:22.103	9 C.DAVIES	46.095	2	35	THA	3:00.807	3:00.846	(1)
3	35 M.BURTON	50.669	44 T.BELL	1:22.549	35 M.BURTON	46.192	3	9	THA	3:01.000	3:01.873	(6)
4	166 R.FENN	50.978	107 R.SILVA	1:22.584	166 R.FENN	46.520	4	11	THC	3:01.107	3:01.556	(3)
5	199 A.TAYLOR	51.001	20 E.OWENS	1:23.320	199 A.TAYLOR	46.591	5	166	THA	3:01.299	3:01.784	(4)
6	49 N.NYBLAEUS	51.861	46 I.CURLEY	1:23.354	107 R.SILVA	46.608	6	107	THC	3:01.702	3:01.792	(5)
7	73 C.CLARKSON	52.294	155 J.SMITH	1:23.518	11 O.HART	46.624	7	199	THA	3:02.068	3:02.569	(7)
8	11 O.HART	52.380	166 R.FENN	1:23.801	76 J.DORLIN	47.682	8	76	THD	3:03.625	3:03.837	(8)
9	107 R.SILVA	52.510	181 H.BECKERT	1:23.829	73 C.CLARKSON	47.829	9	44	THD	3:04.615	3:05.221	(9)
10	144 G.KJALLGREN	52.513	35 M.BURTON	1:23.946	71 A.ROSS-JONES	47.852	10	49	THA	3:05.090	3:05.523	(10)
11	232 T.GRAY	52.647	888 D.WHEELER	1:23.972	49 N.NYBLAEUS	47.893	11	42	THC	3:06.259	3:06.663	(11)
12	42 J.SPIERS	53.668	101 S.WOODROW	1:24.190	144 G.KJALLGREN	48.002	12	46	THD	3:06.474	3:07.491	(13)
13	44 T.BELL	53.957	42 J.SPIERS	1:24.362	44 T.BELL	48.109	13	73	THA	3:06.590	3:07.477	(12)
14	76 J.DORLIN	54.185	192 J.THOMAS	1:24.386	42 J.SPIERS	48.229	14	155	THD	3:06.786	3:07.733	(15)
15	888 D.WHEELER	54.421	9 C.DAVIES	1:24.464	232 T.GRAY	48.245	15	888	THD	3:07.102	3:08.139	(21)
16	46 I.CURLEY	54.626	199 A.TAYLOR	1:24.476	17 E.DOUART	48.442	16	144	THA	3:07.240	3:07.822	(16)
17	101 S.WOODROW	54.629	71 A.ROSS-JONES	1:24.868	155 J.SMITH	48.445	17	20	THD	3:07.390	3:08.056	(18)
18	74 J.MILES	54.707	49 N.NYBLAEUS	1:25.336	46 I.CURLEY	48.494	18	101	THD	3:07.450	3:07.930	(17)
19	155 J.SMITH	54.823	84 S.JONES	1:25.401	181 H.BECKERT	48.607	19	181	THD	3:07.525	3:08.057	(19)
20	169 S.WATTS	54.848	57 W.WARD	1:25.783	101 S.WOODROW	48.631	20	232	THA	3:07.638	3:07.663	(14)
21	71 A.ROSS-JONES	54.944	66 N.MCFADDEN	1:25.977	20 E.OWENS	48.699	21	71	THC	3:07.664	3:08.130	(20)
22	181 H.BECKERT	55.089	169 S.WATTS	1:25.980	888 D.WHEELER	48.709	22	169	THC	3:09.624	3:10.688	(23)
23	20 E.OWENS	55.371	171 L.WARR	1:26.119	169 S.WATTS	48.796	23	84	THD	3:10.859	3:11.807	(25)
24	17 E.DOUART	55.876	24 J.HAGAN	1:26.418	74 J.MILES	49.152	24	57	THD	3:11.767	3:12.649	(28)
25	84 S.JONES	56.012	73 C.CLARKSON	1:26.467	84 S.JONES	49.446	25	17	THB	3:11.927	3:12.621	(27)
26	24 J.HAGAN	56.173	144 G.KJALLGREN	1:26.725	27 K.BOTTOMLEY	49.673	26	74	THA	3:12.510	3:12.568	(26)
27	57 W.WARD	56.231	232 T.GRAY	1:26.746	57 W.WARD	49.753	27	24	THD	3:12.553	3:13.260	(30)
28	27 K.BOTTOMLEY	56.469	27 K.BOTTOMLEY	1:27.151	171 L.WARR	49.903	28	171	THD	3:12.900	3:12.900	(29)
29	141 R.LONGDON	56.529	36 A.THOM	1:27.273	36 A.THOM	49.935	29	27	THD	3:13.293	3:13.803	(32)
30	171 L.WARR	56.878	17 E.DOUART	1:27.609	141 R.LONGDON	49.949	30	66	THD	3:13.320	3:13.697	(31)
31	36 A.THOM	57.075	141 R.LONGDON	1:28.276	24 J.HAGAN	49.962	31	36	THC	3:14.283	3:14.994	(33)
32	66 N.MCFADDEN	57.348	74 J.MILES	1:28.651	66 N.MCFADDEN	49.995	32	141	THD	3:14.754	3:16.942	(35)
33	54 B.NAIRN	59.631	54 B.NAIRN	1:32.348	54 B.NAIRN	53.478	33	54	THD	3:25.457	3:25.457	(36)

SEPTEMBER 25, 26, 27, 28, 29 • 2019

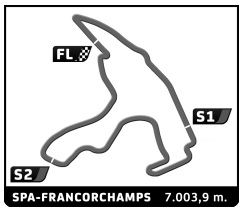

Masters Pre-66 Touring Cars

SPA SIX HOURS

After Race

Event maximum speed

Team	Car	Class	Driver	Top Speed	Lap	Session
192	FORD Falcon	THA	Julian THOMAS	202.6	17	Race
49	FORD Falcon Sprint	THA	Nils-Fredrik NYBLAEUS	202.2	4	Race
107	FORD Lotus Cortina	THC	Rui Macedo SILVA	194.2	9	Race
9	FORD MUSTANG	THA	Craig DAVIES	193.2	19	Race
11	ALFA ROMEO Giulia Sprint GTA	THC	Olivier HART	192.5	8	Race
35	FORD Mustang	THA	Mark BURTON	192.5	15	Race
232	FORD Mustang	THA	Tom GRAY	191.2	5	Race
73	FORD Falcon Sprint	THA	Chris CLARKSON	189.5	14	Race
42	FORD Lotus Cortina	THC	John SPIERS	186.5	6	Race
166	FORD Mustang	THA	Rob FENN	184.9	6	Race
71	FORD Lotus Cortina	THC	Alan ROSS-JONES	184.9	16	Race
169	FORD Lotus Cortina	THC	Simon WATTS	184.6	16	Race
199	FORD Mustang	THA	Alex TAYLOR	182.4	19	Race
76	MORRIS MINI Cooper S	THD	James DORLIN	181.5	4	Race
46	AUSTIN MINI Cooper S	THD	Ian CURLEY	180.9	5	Race
155	AUSTIN MINI Cooper S	THD	Jeff SMITH	180.3	3	Race
181	MORRIS MINI Cooper S	THD	Hans BECKERT	180.0	15	Race
44	AUSTIN MINI Cooper S	THD	Tom BELL	180.0	5	Race
101	MORRIS MINI Cooper S	THD	Stephen WOODROW	178.8	4	Race
888	AUSTIN MINI Cooper S	THD	Daniel WHEELER	178.5	7	Race
141	MORRIS MINI Cooper S	THD	Richard LONGDON	178.2	8	Race
20	AUSTIN MINI Cooper S	THD	Endaf OWENS	177.9	6	Race
57	AUSTIN MINI Cooper S	THD	William WARD	177.9	3	Race
17	BMW 1800 Ti	THB	Eric DOUART	177.3	11	Race
24	MORRIS MINI Cooper S	THD	James HAGAN	176.5	5	Race
144	FORD Mustang	THA	Georg KJALLGREN	175.6	15	Race
7	AUSTIN Mini Cooper S	THD	Jonathan LEWIS	175.6	8	Qualifying
36	ALFA ROMEO Giulia Sprint GTA	THC	Allan THOM	175.3	18	Race
66	AUSTIN MINI Cooper S	THD	Niall MCFADDEN	174.8	4	Race
27	MORRIS MINI Cooper S	THD	Kevin BOTTOMLEY	174.5	17	Race
74	FORD Mustang	THA	Jon MILES	174.5	7	Race
84	MORRIS MINI Cooper S	THD	Steve JONES	174.5	6	Race
171	MORRIS MINI Cooper S	THD	Lawrence WARR	174.2	4	Race
54	MORRIS MINI Cooper S	THD	Billy NAIRN	163.4	4	Race
26	AUSTIN MINI Cooper S	THD	Ron MAYDON	111.0	1	Qualifying

GRAF VON FABER-CASTELL

Masters HISTORIC RACING

GRID 5

Masters Pre '66 Touring Cars



Masters Pre-66 Touring Cars

SPA SIX HOURS

Race

Analysis by lap

Lapped

Lap 1

Nr	Lap Time	Gap
9	3:18.138	
11	3:18.840	0.702
76	3:19.280	1.142
107	3:19.566	1.428
192	3:20.490	2.352
46	3:21.419	3.281
155	3:21.710	3.572
199	3:23.671	5.533
35	3:24.905	6.767
69	3:25.823	7.685
181	3:26.291	8.153
20	3:27.120	8.982
42	3:27.680	9.542
44	3:28.837	10.699
166	3:31.637	13.499
71	3:32.430	14.292
49	3:34.871	16.733
144	3:36.168	18.030
101	3:36.582	18.444
84	3:37.123	18.985
73	3:38.927	20.789
70	3:40.004	21.866
888	3:40.540	22.402
15	3:41.363	23.225
57	3:42.145	24.007
232	3:43.233	25.095
27	3:44.152	26.014
169	3:45.338	27.200
141	3:46.663	28.525
17	3:47.191	29.053
66	3:48.098	29.960
24	3:49.245	31.107
74	3:50.030	31.892
171	3:50.979	32.841
36	3:51.520	33.382
54	3:54.248	36.110
7	4:00.311	42.173

Lap 2

Nr	Lap Time	Gap
9	3:47.631	
11	3:47.309	0.380
76	3:47.272	0.783
107	3:47.077	0.874
192	3:46.763	1.484
46	3:46.568	2.218
155	3:46.747	2.688
199	3:45.139	3.041
35	3:44.676	3.812
69	3:44.671	4.725
181	3:44.534	5.056
20	3:44.466	5.817
42	3:45.208	7.119
44	3:44.435	7.503
166	3:42.022	7.890
71	3:42.888	9.549
49	3:44.395	13.497
144	3:43.880	14.279
101	3:44.232	15.045
84	3:44.169	15.523
73	3:43.138	16.296
70	3:43.068	17.303
888	3:42.532	17.303
15	3:42.764	18.358
57	3:42.371	18.747
232	3:41.583	19.047
27	3:42.185	20.568
169	3:42.138	21.707
141	3:42.199	23.093
17	3:42.313	23.735
66	3:42.237	24.566
24	3:41.886	25.362
74	3:41.481	25.742
171	3:41.410	26.620
36	3:41.467	27.218
54	3:40.257	28.736

Lap 3

Nr	Lap Time	Gap
9	3:01.873	
11	3:03.106	1.613
192	3:03.863	3.474
199	3:06.326	7.494
107	3:09.218	8.219
76	3:09.887	8.797
35	3:08.151	10.090
155	3:09.296	10.111
46	3:11.160	11.505
166	3:06.439	12.456
20	3:10.936	14.880
44	3:10.124	15.754
42	3:11.518	16.764
181	3:14.377	17.560
69	3:15.264	18.116
71	3:11.571	19.247
144	3:11.535	23.941
888	3:11.375	26.805
101	3:14.580	27.752
73	3:14.942	29.365
84	3:17.602	31.252
232	3:14.294	31.468
49	3:20.738	32.362
57	3:15.618	32.492
70	3:19.733	35.163
27	3:16.867	35.562
15	3:19.789	36.274
169	3:17.465	37.299
141	3:16.942	38.162
17	3:16.672	38.534
74	3:15.670	39.539
24	3:17.399	40.888
66	3:19.345	42.038
171	3:19.052	43.799
36	3:19.293	44.638
54	3:25.457	52.320

Lap 4

Nr	Lap Time	Gap
9	3:02.558	
11	3:04.940	3.995
192	3:04.504	5.420
199	3:03.619	8.555
107	3:05.188	10.849
76	3:05.740	11.979
35	3:04.834	12.366
166	3:03.137	13.035
155	3:08.759	16.312
46	3:08.566	17.513
44	3:05.741	18.937
42	3:06.667	20.873
20	3:10.271	22.593
181	3:08.057	23.059
71	3:08.447	25.136
69	3:10.421	25.979
144	3:10.571	31.954
888	3:08.971	33.218
101	3:09.804	34.998
73	3:11.426	38.233
232	3:09.728	38.638
49	3:15.552	45.356
57	3:15.825	45.759
84	3:17.822	46.516
27	3:14.931	47.935
74	3:14.962	51.943
169	3:18.303	53.044
17	3:17.807	53.783
70	3:23.074	55.679
15	3:23.007	56.723
66	3:17.522	57.002
24	3:18.768	57.098
141	3:21.552	57.156
171	3:16.263	57.504
36	3:19.271	1:01.351
54	3:36.662	1:26.424

Lap 5

Nr	Lap Time	Gap
9	3:02.554	
11	3:03.232	4.673
192	3:03.109	5.975
199	3:02.794	8.795
35	3:01.168	10.980
107	3:03.697	11.992
166	3:02.389	12.870
76	3:05.390	14.815
44	3:05.221	21.604
155	3:08.677	22.435
46	3:07.989	22.948
42	3:06.663	24.982
20	3:10.505	30.544
181	3:10.504	31.009
71	3:09.142	31.724
69	3:09.327	32.752
144	3:09.220	38.620
888	3:08.870	39.534
101	3:11.078	43.522
232	3:09.171	45.255
73	3:11.113	46.792
49	3:13.937	56.739
84	3:13.731	57.693
57	3:14.780	57.985
27	3:15.161	1:00.542
74	3:12.568	1:01.957
17	3:15.405	1:06.634
169	3:16.749	1:07.239
70	3:18.339	1:11.464
24	3:17.447	1:11.991
15	3:18.671	1:12.840
141	3:18.306	1:12.908
171	3:18.327	1:13.277
66	3:19.262	1:13.710
36	3:18.495	1:17.292

Lap 6

Nr	Lap Time	Gap
9	3:03.234	
11	3:01.879	3.318
192	3:02.227	4.968
199	3:02.569	8.130
35	3:00.846	8.592
166	3:02.052	11.688
107	3:03.553	12.311
76	3:04.727	16.308
44	3:06.142	24.512
46	3:07.491	27.205
155	3:08.656	27.857
42	3:06.869	28.617
20	3:10.177	37.487
71	3:09.674	38.164
181	3:10.714	38.489
69	3:09.229	38.747
144	3:08.731	44.117
888	3:08.585	44.885
232	3:11.024	53.045
101	3:14.297	54.585
73	3:11.772	55.330
49	3:13.134	1:06.639
57	3:12.960	1:07.711
84	3:13.606	1:08.065
74	3:13.618	1:12.341
27	3:16.359	1:13.667
17	3:15.228	1:18.628
169	3:17.878	1:21.883
24	3:13.886	1:22.643
141	3:17.060	1:26.734
70	3:19.500	1:27.730
171	3:18.297	1:28.340
15	3:19.574	1:29.180
66	3:18.962	1:29.438
36	3:17.369	1:31.427
54	6:24.141	1 Lap

Lap 7

Nr	Lap Time	Gap
9	3:03.283	
11	3:02.289	2.324
192	3:01.781	3.466
199	3:03.557	8.404
35	3:03.997	9.306
166	3:02.756	11.161
107	3:02.532	11.560
76	3:03.837	16.862
44	3:05.681	26.910
42	3:07.319	32.653
155	3:09.002	33.576
46	3:09.930	33.852
71	3:09.588	44.469
20	3:11.010	45.214
181	3:10.970	46.176
69	3:11.190	46.654
144	3:08.643	49.477
888	3:08.726	50.328
73	3:09.397	1:01.444
232	3:12.537	1:02.299
101	3:11.764	1:03.066
49	3:14.972	1:18.328
57	3:14.391	1:18.819
84	3:14.791	1:19.573
74	3:13.595	1:22.653
27	3:14.901	1:25.285
17	3:14.442	1:29.787
169	3:17.476	1:36.076
24	3:17.102	1:36.462
171	3:16.617	1:41.674
141	3:18.860	1:42.311
70	3:19.548	1:43.995
15	3:18.547	1:44.444
66	3:30.035	1:56.190
36	3:32.967	2:01.111

Lap 8

Nr	Lap Time	Gap
9	3:02.336	
11	3:01.556	1.544
192	3:01.443	2.573
199	3:02.607	8.675
35	3:03.021	9.991
166	3:01.784	10.609
107	3:01.792	11.016
76	3:04.954	19.480
44	3:06.198	30.772
42	3:07.711	38.028
46	3:08.216	39.732
155	3:08.992	40.232
71	3:09.482	51.615
20	3:09.531	52.409
181	3:09.374	53.214
69	3:08.934	53.252

SEPTEMBER 25, 26, 27, 28, 29 • 2019

GRAF VON FABER-CASTELL

Masters HISTORIC RACING

GRID 5

Masters Pre '66 Touring Cars



Masters Pre-66 Touring Cars

SPA SIX HOURS

Race

Analysis by lap

Lapped

Nr	Lap Time	Gap
144	3:07.922	55.063
888	3:08.590	56.582
73	3:11.049	1:10.157
232	3:11.580	1:11.543
101	3:11.559	1:12.289
49	3:13.556	1:29.548
57	3:13.790	1:30.273
84	3:13.445	1:30.682
74	3:13.779	1:34.096
17	3:14.559	1:42.010
24	3:13.260	1:47.386
169	3:15.838	1:49.578
27	3:31.658	1:54.607
171	3:16.810	1:56.148
15	3:15.992	1:58.100
70	3:24.259	2:05.918
66	3:18.106	2:11.960
36	3:17.297	2:16.072

Lap 9

Nr	Lap Time	Gap
9	3:02.248	
192	3:01.693	2.018
11	3:08.195	7.491
199	3:03.973	10.400
166	3:03.380	11.741
107	3:03.441	12.209
35	3:09.518	17.261
76	3:05.300	22.532
44	3:07.093	35.617
42	3:09.482	45.262
155	3:08.637	46.621
46	3:15.885	53.369
71	3:11.815	1:01.182
20	3:13.245	1:03.406
181	3:12.491	1:03.457
69	3:20.963	1:11.967
144	3:20.229	1:13.044
888	3:20.011	1:14.345
73	3:23.885	1:31.794
232	3:24.213	1:33.508
101	3:24.883	1:34.924
84	3:15.359	1:43.793
49	3:24.102	1:51.402
57	3:24.775	1:52.800
17	3:23.061	2:02.823
24	3:22.270	2:07.408
171	3:15.441	2:09.341
15	3:15.911	2:11.763
169	3:25.233	2:12.563
66	3:22.966	2:32.678

Lap 10

Nr	Lap Time	Gap
9	3:02.912	
192	3:07.634	6.740
199	3:10.217	17.705
27	4:28.669	1 Lap
166	3:09.854	18.683
107	3:10.076	19.373
76	3:11.899	31.519
70	4:38.082	1 Lap
36	4:32.935	1 Lap
44	3:12.339	45.044
42	3:08.574	50.924
155	3:14.253	57.962
71	3:16.034	1:14.304
20	3:15.536	1:16.030
181	3:16.754	1:17.299
11	4:16.294	1:20.873
35	4:26.801	1:41.150
84	3:18.881	1:59.762
46	4:29.809	2:20.266
171	3:21.848	2:28.277
69	4:23.160	2:32.215
888	4:20.977	2:32.410
15	3:24.444	2:33.295
144	4:29.090	2:39.222
73	4:33.807	3:02.689
101	4:32.063	3:04.075
232	4:34.784	3:05.380

Lap 11

Nr	Lap Time	Gap
9	3:09.020	
49	4:30.121	1 Lap
17	4:19.048	1 Lap
57	4:32.310	1 Lap
27	3:16.241	1 Lap
169	4:31.710	1 Lap
24	4:45.742	1 Lap
70	3:13.604	1 Lap
66	4:32.795	1 Lap
42	3:16.718	58.622
11	3:01.678	1:13.531
192	4:18.884	1:16.604
199	4:18.801	1:27.486
166	4:25.513	1:35.176
76	4:20.410	1:42.909
35	3:12.438	1:44.568
44	4:15.819	1:51.843
107	4:47.404	1:57.757
155	4:20.064	2:09.006
36	4:36.198	1 Lap
46	3:11.258	2:22.504
20	4:19.413	2:26.423
69	3:12.143	2:35.338
71	4:30.293	2:35.577
181	4:27.970	2:36.249
144	3:10.072	2:40.274
888	3:27.224	2:50.614
73	3:10.044	3:03.713
232	3:07.663	3:04.023
101	3:10.360	3:05.415
49	3:08.964	3:18.555
84	4:30.415	3:21.157
17	3:12.621	3:22.560
57	3:12.649	3:25.827
27	3:15.957	3:41.294
169	3:11.523	3:43.864
171	4:28.593	3:47.850
70	3:11.953	3:55.377
24	3:20.860	4:02.078
66	3:17.498	4:11.039

Lap 12

Nr	Lap Time	Gap
9	4:16.305	
192	3:04.210	4.509
11	3:07.366	4.592
199	3:03.268	14.449
166	3:05.830	24.701
76	3:05.650	32.254
35	3:09.024	37.287
44	3:06.082	41.620
155	3:09.720	1:02.421
42	4:21.328	1:03.645
107	3:25.225	1:06.677
36	3:17.092	1 Lap
46	3:10.270	1:16.469
20	3:08.687	1:18.805
71	3:11.417	1:30.689
181	3:11.948	1:31.892
69	3:13.337	1:32.370
144	3:09.418	1:33.387
73	3:08.818	1:56.226
232	3:08.918	1:56.636
101	3:09.139	1:58.249
49	3:06.680	2:08.930
84	3:11.807	2:16.659
17	3:13.778	2:20.033
57	3:13.264	2:22.786
169	3:11.458	2:39.017
27	3:17.355	2:42.344
171	3:14.163	2:45.708
70	3:12.380	2:51.452

Lap 13

Nr	Lap Time	Gap
9	3:03.683	
192	3:04.273	5.099
11	3:04.816	5.725
66	3:18.257	1 Lap
24	3:28.176	1 Lap
199	3:02.963	13.729
166	3:05.867	26.885
76	3:05.986	34.557
35	3:06.129	39.733
44	3:06.668	44.605
42	3:07.971	1:07.933
155	3:11.241	1:09.979
46	3:10.095	1:22.881
20	3:10.390	1:25.512
36	3:17.919	1 Lap
107	3:28.568	1:31.562
144	3:07.822	1:37.526
69	3:10.426	1:39.113
181	3:11.519	1:39.728
71	3:13.062	1:40.068
73	3:08.675	2:01.218
232	3:09.814	2:02.767
101	3:09.620	2:04.186
49	3:06.681	2:11.928
84	3:12.797	2:25.773
17	3:14.482	2:30.832
57	3:13.584	2:32.687
169	3:10.741	2:46.075
171	3:14.570	2:56.595
70	3:11.927	2:59.696

Lap 14

Nr	Lap Time	Gap
9	3:03.027	
27	3:27.263	1 Lap
192	3:01.920	3.992
11	3:03.109	5.807
199	3:04.106	14.808
66	3:14.865	1 Lap
166	3:05.448	29.306
76	3:06.069	37.599
35	3:04.378	41.084
44	3:07.644	49.222
42	3:09.206	1:14.112
155	3:08.014	1:14.966
46	3:09.382	1:29.236
20	3:08.212	1:30.697
36	3:14.994	1 Lap
144	3:10.707	1:45.206
69	3:11.389	1:47.475
71	3:10.739	1:47.780
181	3:11.439	1:48.140
107	3:27.596	1:56.131
73	3:08.560	2:06.751
232	3:08.578	2:08.318
101	3:08.313	2:09.472
49	3:07.561	2:16.462
84	3:12.006	2:34.752
17	3:14.859	2:42.664
57	3:13.691	2:43.351
169	3:11.333	2:54.381

Lap 15

Nr	Lap Time	Gap
9	3:02.815	
192	3:02.511	3.688
171	3:14.685	1 Lap
11	3:02.915	5.907
70	3:12.511	1 Lap
199	3:03.022	15.015
66	3:14.850	1 Lap
166	3:06.790	33.281
76	3:06.844	41.628
35	3:04.477	42.746
44	3:08.273	54.680
888	11:50.161	3 Laps
42	3:08.084	1:19.381
155	3:07.812	1:19.963
20	3:08.056	1:35.938
46	3:09.643	1:36.064
144	3:09.100	1:51.491
36	3:17.598	1 Lap
69	3:10.044	1:54.704
71	3:10.295	1:55.260
181	3:10.079	1:55.404
27	5:05.509	1 Lap
73	3:09.375	2:13.311
107	3:24.938	2:18.254
49	3:05.523	2:19.170
101	3:12.981	2:19.638
232	3:36.872	2:42.375
84	3:12.293	2:44.230
17	3:15.193	2:55.042
57	3:15.612	2:56.148

Lap 16

Nr	Lap Time	Gap
9	3:02.525	
169	3:11.445	1 Lap
192	3:02.841	4.004
11	3:03.922	7.304
70	3:10.760	1 Lap
199	3:04.134	16.624
171	3:14.679	1 Lap
166	3:08.518	39.274
66	3:13.697	1 Lap
35	3:04.290	44.511
76	3:06.118	45.221
44	3:07.898	1:00.053
888	3:10.793	3 Laps
42	3:07.338	1:24.194
155	3:07.840	1:25.278
46	3:09.580	1:43.119
20	3:09.738	1:43.151
144	3:08.144	1:57.110
71	3:09.546	2:02.281
69	3:11.360	2:03.539
181	3:13.109	2:05.988
36	3:17.097	1 Lap
27	3:14.638	1 Lap
73	3:08.618	2:19.404
49	3:06.617	2:23.262
101	3:07.930	2:25.043
107	3:24.822	2:40.551
84	3:12.401	2:54.106
232	3:20.526	3:00.376

Lap 17

Nr	Lap Time	Gap
9	3:03.571	
192	3:02.224	2.657

SPA SIX HOURS FRANCORCHAMPS

SEPTEMBER 25, 26, 27, 28, 29 • 2019



Masters Pre-66 Touring Cars

SPA SIX HOURS

Race

Analysis by lap

Lapped

Nr	Lap Time	Gap
17	3:15.432	1 Lap
11	3:02.363	6.096
57	3:16.124	1 Lap
169	3:10.688	1 Lap
199	3:03.755	16.808
70	3:11.988	1 Lap
171	3:12.900	1 Lap
35	3:04.855	45.795
76	3:06.357	48.007
66	3:15.243	1 Lap
166	3:25.122	1:00.825
44	3:08.171	1:04.653
42	3:07.570	1:28.193
155	3:07.733	1:29.440
888	3:10.295	3 Laps
46	3:09.635	1:49.183
20	3:09.928	1:49.508
144	3:08.364	2:01.903
71	3:08.982	2:07.692
69	3:10.318	2:10.286
181	3:12.218	2:14.635
36	3:16.002	1 Lap
73	3:08.552	2:24.385
49	3:07.678	2:27.369
101	3:08.668	2:30.140
27	3:16.789	1 Lap
107	3:22.596	2:59.576

Lap 18

Nr	Lap Time	Gap
9	3:02.893	
84	3:12.801	1 Lap
192	3:01.740	1.504
232	3:11.135	1 Lap
11	3:03.650	6.853
17	3:14.092	1 Lap
169	3:11.939	1 Lap
57	3:14.672	1 Lap
199	3:05.279	19.194
70	3:10.865	1 Lap
171	3:18.340	1 Lap
35	3:05.440	48.342
76	3:07.550	52.664
66	3:15.628	1 Lap
44	3:08.068	1:09.828
42	3:07.617	1:32.917
155	3:08.190	1:34.737
888	3:08.384	3 Laps
20	3:08.766	1:55.381
46	3:09.279	1:55.569
144	3:09.581	2:08.591
71	3:08.972	2:13.771
69	3:11.911	2:19.304
181	3:11.842	2:23.584
73	3:07.654	2:29.146
49	3:06.542	2:31.018
36	3:17.884	1 Lap
101	3:08.997	2:36.244
27	3:13.803	1 Lap

Lap 19

Nr	Lap Time	Gap
9	3:03.410	
192	3:03.654	1.748
11	3:03.981	7.424
84	3:13.870	1 Lap
232	3:14.139	1 Lap
107	3:24.842	1 Lap
199	3:04.474	20.258
17	3:14.355	1 Lap
57	3:15.105	1 Lap
70	3:13.558	1 Lap
35	3:05.620	50.552
76	3:07.413	56.667
171	3:18.333	1 Lap
44	3:08.494	1:14.912
66	3:15.075	1 Lap
169	4:11.652	1 Lap
42	3:08.819	1:38.326
155	3:08.033	1:39.360
888	3:08.139	3 Laps
20	3:09.992	2:01.963
46	3:11.041	2:03.200
144	3:11.547	2:16.728
71	3:08.130	2:18.491
69	3:11.670	2:27.564
181	3:11.890	2:32.064
73	3:07.477	2:33.213
49	3:06.531	2:34.139
101	3:09.201	2:42.035
36	3:18.136	1 Lap
27	3:16.243	1 Lap

Lap 20

Nr	Lap Time	Gap
9	3:03.322	
11	3:02.689	6.791
192	3:09.771	8.197
84	3:12.855	1 Lap
232	3:10.508	1 Lap
199	3:07.499	24.435
107	3:22.039	1 Lap
17	3:14.023	1 Lap
57	3:13.820	1 Lap
70	3:12.419	1 Lap
35	3:05.572	52.802
76	3:07.223	1:00.568
171	3:15.587	1 Lap
44	3:08.469	1:20.059
66	3:15.595	1 Lap
42	3:09.421	1:44.425
155	3:08.912	1:44.950
888	3:08.868	3 Laps
46	3:10.068	2:09.946
20	3:12.028	2:10.669
144	3:11.142	2:24.548
71	3:09.817	2:24.986
69	3:13.651	2:37.893
49	3:09.562	2:40.379
181	3:12.938	2:41.680
101	3:09.696	2:48.409
27	3:15.682	1 Lap
36	3:21.508	1 Lap
73	3:51.974	3:21.865

GRAF VON FABER-CASTELL

Masters HISTORIC RACING

GRID 5
Masters Pre '66 Touring Cars



Masters Pre-66 Touring Cars
SPA SIX HOURS
Race

Pit Stop Analysis

Nr.	In Time	In Driver	Out Time	Out Driver	Pit Time	T. Pit Time
9 FORD MUSTANG						THA 2
1	09:44:29.039	C. DAVIES	09:45:55.809	C. DAVIES	1:26.770	1:26.770
20 AUSTIN MINI Cooper S						THD 1
1	09:42:35.602	E. OWENS	09:44:00.372	E. OWENS	1:24.770	1:24.770
27 MORRIS MINI Cooper S						THD 1
1	09:37:07.148	K. BOTTOMLEY	09:38:34.818	K. BOTTOMLEY	1:27.670	1:27.670
2	09:54:52.657	K. BOTTOMLEY	09:56:59.153	K. BOTTOMLEY	2:06.496	3:34.166
35 FORD Mustang						THA 2
1	09:38:34.056	M. BURTON	09:40:00.362	M. BURTON	1:26.306	1:26.306
36 ALFA ROMEO Giulia Sprint GTA						THC 1
1	09:42:04.084	A. THOM	09:43:34.765	A. THOM	1:30.681	1:30.681
42 FORD Lotus Cortina						THC 1
1	09:45:27.114	J. SPIERS	09:46:53.816	J. SPIERS	1:26.702	1:26.702
44 AUSTIN MINI Cooper S						THD 1
1	09:42:04.864	T. BELL	09:43:28.294	T. BELL	1:23.430	1:23.430
46 AUSTIN MINI Cooper S						THD 1
1	09:39:09.924	I. CURLEY	09:40:39.909	I. CURLEY	1:29.985	1:29.985
49 FORD Falcon Sprint						THA 2
1	09:40:07.734	N. NYBLAEUS	09:41:42.305	N. NYBLAEUS	1:34.571	1:34.571
54 MORRIS MINI Cooper S						THD 1
1	09:24:29.226	B. NAIRN	09:27:30.986	B. NAIRN	3:01.760	3:01.760
57 AUSTIN MINI Cooper S						THD 1
1	09:40:08.928	W. WARD	09:41:41.405	W. WARD	1:32.477	1:32.477
66 AUSTIN MINI Cooper S						THD 1
1	09:40:48.970	N. MCFADDEN	09:42:17.748	N. MCFADDEN	1:28.778	1:28.778
71 FORD Lotus Cortina						THC 1
1	09:42:34.223	A. ROSS-JONE	09:44:07.188	A. ROSS-JONE	1:32.965	1:32.965
76 MORRIS MINI Cooper S						THD 1
1	09:41:50.605	J. DORLIN	09:43:18.534	J. DORLIN	1:27.929	1:27.929
84 MORRIS MINI Cooper S						THD 1
1	09:43:18.869	S. JONES	09:44:50.495	S. JONES	1:31.626	1:31.626
101 MORRIS MINI Cooper S						THD 1
1	09:39:50.134	S. WOODROW	09:41:25.126	S. WOODROW	1:34.992	1:34.992
107 FORD Lotus Cortina						THC 1
1	09:41:38.705	R. SILVA	09:43:11.226	R. SILVA	1:32.521	1:32.521
144 FORD Mustang						THA 2
1	09:39:28.393	G. KJALLGREN	09:41:02.806	G. KJALLGREN	1:34.413	1:34.413
155 AUSTIN MINI Cooper S						THD 1
1	09:42:17.599	J. SMITH	09:43:42.043	J. SMITH	1:24.444	1:24.444
166 FORD Mustang						THA 2
1	09:41:38.055	R. FENN	09:43:08.961	R. FENN	1:30.906	1:30.906
181 MORRIS MINI Cooper S						THD 1
1	09:42:36.834	H. BECKERT	09:44:07.889	H. BECKERT	1:31.055	1:31.055
192 FORD Falcon						THA 2
1	09:41:26.100	J. THOMAS	09:42:55.446	J. THOMAS	1:29.346	1:29.346
199 FORD Mustang						THA 2
1	09:41:36.862	A. TAYLOR	09:43:06.485	A. TAYLOR	1:29.623	1:29.623
232 FORD Mustang						THA 2
1	09:39:49.049	T. GRAY	09:41:26.629	T. GRAY	1:37.580	1:37.580
2	10:00:23.366	T. GRAY	10:00:59.860	T. GRAY	36.494	2:14.074
888 AUSTIN MINI Cooper S						THD 1
1	09:39:30.162	D. WHEELER	09:40:57.230	D. WHEELER	1:27.068	1:27.068
2	09:47:18.943	D. WHEELER	09:56:10.673	D. WHEELER	8:51.730	10:18.798

SEPTEMBER 25, 26, 27, 28, 29 • 2019

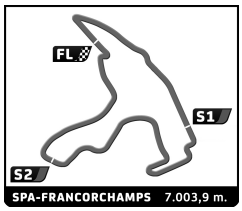

Masters Pre-66 Touring Cars
SPA SIX HOURS
Race
Analysis

Personal Best | Session Best | **B** Crossing the finish line in pit lane

7 — 1.Jonathan LEWIS — AUSTIN Mini Cooper S — THD

Lap	D	Time	Sector 1	Sector 2	Sector 3	Kph	Elapsed
1	1	4:00.311 B	1:01.580	1:38.783	1:19.948	103.1	4:00.311

9 — 1.Craig DAVIES — FORD MUSTANG — THA

Lap	D	Time	Sector 1	Sector 2	Sector 3	Kph	Elapsed
1	1	3:18.138	52.870	1:32.426	52.842	125.0	3:18.138
2	1	3:47.631	1:01.827	1:47.178	58.626	110.8	7:05.769
3	1	3:01.873	50.798	1:24.829	46.246	138.6	10:07.642
4	1	3:02.558	50.723	1:25.356	46.479	138.1	13:10.200
5	1	3:02.554	50.874	1:25.161	46.519	138.1	16:12.754
6	1	3:03.234	50.966	1:25.993	46.275	137.6	19:15.988
7	1	3:03.283	51.189	1:25.353	46.741	137.6	22:19.271
8	1	3:02.336	51.004	1:24.910	46.422	138.3	25:21.607
9	1	3:02.248	50.725	1:25.428	46.095	138.4	28:23.855
10	1	3:02.912	51.195	1:25.225	46.492	137.8	31:26.767
11	1	3:09.020 B	50.850	1:24.976	53.194	133.4	34:35.787
12	1	4:16.305	2:05.693	1:24.464	46.148	98.4	38:52.092
13	1	3:03.683	50.833	1:25.620	47.230	137.3	41:55.775
14	1	3:03.027	50.866	1:25.121	47.040	137.8	44:58.802
15	1	3:02.815	50.814	1:25.220	46.781	137.9	48:01.617
16	1	3:02.525	50.441	1:25.178	46.906	138.1	51:04.142
17	1	3:03.571	50.681	1:26.050	46.840	137.4	54:07.713
18	1	3:02.893	50.756	1:25.704	46.433	137.9	57:10.606
19	1	3:03.410	51.889	1:24.819	46.702	137.5	1:00:14.016
20	1	3:03.322	50.654	1:25.149	47.519	137.5	1:03:17.338

11 — 1.Olivier HART — ALFA ROMEO Giulia Sprint GTA — THC

Lap	D	Time	Sector 1	Sector 2	Sector 3	Kph	Elapsed
1	1	3:18.840	54.409	1:31.961	52.470	124.6	3:18.840
2	1	3:47.309	1:01.990	1:47.018	58.301	110.9	7:06.149
3	1	3:03.106	53.311	1:22.726	47.069	137.7	10:09.255
4	1	3:04.940	53.293	1:24.733	46.914	136.3	13:14.195
5	1	3:03.232	53.390	1:23.069	46.773	137.6	16:17.427
6	1	3:01.879	52.792	1:22.463	46.624	138.6	19:19.306
7	1	3:02.289	52.724	1:22.788	46.777	138.3	22:21.595
8	1	3:01.556	52.380	1:22.514	46.662	138.9	25:23.151
9	1	3:08.195 B	53.465	1:22.676	52.054	134.0	28:31.346
10	1	4:16.294	2:05.773	1:23.168	47.353	98.4	32:47.640
11	1	3:01.678	52.760	1:22.103	46.815	138.8	35:49.318
12	1	3:07.366	54.924	1:24.111	48.331	134.6	38:56.684
13	1	3:04.816	53.198	1:23.105	48.513	136.4	42:01.500
14	1	3:03.109	52.933	1:23.085	47.091	137.7	45:04.609
15	1	3:02.915	53.019	1:22.932	46.964	137.8	48:07.524
16	1	3:03.922	53.840	1:22.871	47.211	137.1	51:11.446
17	1	3:02.363	52.895	1:22.268	47.200	138.3	54:13.809
18	1	3:03.650	53.874	1:22.882	46.894	137.3	57:17.459
19	1	3:03.981	54.105	1:22.692	47.184	137.0	1:00:21.440
20	1	3:02.689	52.882	1:22.795	47.012	138.0	1:03:24.129

15 — 1.Jonathan KENT — AUSTIN MINI Cooper S — THD

Lap	D	Time	Sector 1	Sector 2	Sector 3	Kph	Elapsed
1	1	3:41.363				111.9	3:41.363
2	1	3:42.764				113.2	7:24.127
3	1	3:19.789				126.2	10:43.916
4	1	3:23.007				124.2	14:06.923
5	1	3:18.671				126.9	17:25.594
6	1	3:19.574				126.3	20:45.168
7	1	3:18.547				127.0	24:03.715
8	1	3:15.992				128.6	27:19.707
9	1	3:15.911				128.7	30:35.618
10	1	3:24.444 B				123.3	34:00.062

17 — 1.Eric DOUART — BMW 1800 Ti — THB

Lap	D	Time	Sector 1	Sector 2	Sector 3	Kph	Elapsed
1	1	3:47.191	1:09.661	1:40.101	57.429	109.0	3:47.191
2	1	3:42.313	1:00.778	1:39.506	1:02.029	113.4	7:29.504
3	1	3:16.672	56.585	1:29.950	50.137	128.2	10:46.176
4	1	3:17.807	56.538	1:31.479	49.790	127.5	14:03.983
5	1	3:15.405	56.742	1:28.244	50.419	129.0	17:19.388
6	1	3:15.228	56.761	1:28.595	49.872	129.2	20:34.616
7	1	3:14.442	56.350	1:28.771	49.321	129.7	23:49.058
8	1	3:14.559	56.626	1:28.724	49.209	129.6	27:03.617
9	1	3:23.061 B	57.031	1:28.698	57.332	124.2	30:26.678
10	1	4:19.048	2:01.707	1:27.677	49.664	97.3	34:45.726
11	1	3:12.621	56.570	1:27.609	48.442	130.9	37:58.347
12	1	3:13.778	56.328	1:27.989	49.461	130.1	41:12.125
13	1	3:14.482	56.273	1:28.301	49.908	129.6	44:26.607
14	1	3:14.859	56.117	1:29.444	49.298	129.4	47:41.466
15	1	3:15.193	56.694	1:29.083	49.416	129.2	50:56.659
16	1	3:15.432	55.962	1:30.404	49.066	129.0	54:12.091
17	1	3:14.092	56.325	1:28.477	49.290	129.9	57:26.183
18	1	3:14.355	55.876	1:29.139	49.340	129.7	1:00:40.538
19	1	3:14.023	56.275	1:28.335	49.413	130.0	1:03:54.561

20 — 1.Endaf OWENS — AUSTIN MINI Cooper S — THD

Lap	D	Time	Sector 1	Sector 2	Sector 3	Kph	Elapsed
1	1	3:27.120	59.245	1:33.887	53.988	119.6	3:27.120
2	1	3:44.466	1:02.312	1:45.200	56.954	112.3	7:11.586
3	1	3:10.936	55.437	1:26.321	49.178	132.1	10:22.522
4	1	3:10.271	56.085	1:24.781	49.405	132.5	13:32.793
5	1	3:10.505	56.174	1:24.895	49.436	132.4	16:43.298
6	1	3:10.177	56.152	1:24.265	49.760	132.6	19:53.475
7	1	3:11.010	56.714	1:24.928	49.368	132.0	23:04.485
8	1	3:09.531	55.748	1:24.628	49.155	133.0	26:14.016
9	1	3:13.245	55.968	1:27.593	49.684	130.5	29:27.261
10	1	3:15.536 B	55.969	1:24.820	54.747	128.9	32:42.797
11	1	4:19.413	2:06.370	1:23.681	49.362	97.2	37:02.210
12	1	3:08.687	56.049	1:23.320	49.318	133.6	40:10.897
13	1	3:10.390	55.698	1:25.072	49.620	132.4	43:21.287
14	1	3:08.212	55.836	1:23.376	49.000	134.0	46:29.499
15	1	3:08.056	55.435	1:23.537	49.084	134.1	49:37.555
16	1	3:09.738	56.153	1:24.432	49.153	132.9	52:47.293
17	1	3:09.928	56.292	1:24.406	49.230	132.8	55:57.221
18	1	3:08.766	55.371	1:23.729	49.666	133.6	59:05.987
19	1	3:09.992	55.987	1:25.306	48.699	132.7	1:02:15.979
20	1	3:12.028	56.483	1:25.578	49.967	131.3	1:05:28.007

24 — 1.James HAGAN, 2.Stephen MAWHINNEY — MORRIS MINI Cooper S — THD

Lap	D	Time	Sector 1	Sector 2	Sector 3	Kph	Elapsed
1	1	3:49.245	1:11.273	1:39.381	58.591	108.1	3:49.245
2	1	3:41.886	1:00.697	1:38.361	1:02.828	113.6	7:31.131
3	1	3:17.399	58.478	1:28.629	50.292	127.7	10:48.530

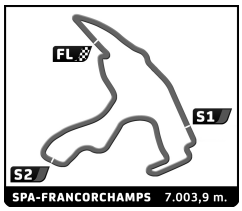

Masters Pre-66 Touring Cars
SPA SIX HOURS
Race
Analysis

Personal Best | Session Best | B Crossing the finish line in pit lane

Lap	D	Time	Sector 1	Sector 2	Sector 3	Kph	Elapsed
4	1	3:18.768	57.083	1:29.378	52.307	126.9	14:07.298
5	1	3:17.447	57.698	1:28.679	51.070	127.7	17:24.745
6	1	3:13.886	56.876	1:26.904	50.106	130.0	20:38.631
7	1	3:17.102	56.173	1:29.033	51.896	127.9	23:55.733
8	1	3:13.260	56.341	1:26.957	49.962	130.5	27:08.993
9	1	3:22.270 B	57.220	1:26.418	58.632	124.7	30:31.263
10	1	4:45.742	2:22.833	1:30.972	51.937	88.2	35:17.005
11	1	3:20.860	59.091	1:30.451	51.318	125.5	38:37.865
12	1	3:28.176	59.078	1:32.877	56.221	121.1	42:06.041

27 1.Kevin BOTTOMLEY — MORRIS MINI Cooper S THD

Lap	D	Time	Sector 1	Sector 2	Sector 3	Kph	Elapsed
1	1	3:44.152	1:08.105	1:36.754	59.293	110.5	3:44.152
2	1	3:42.185	1:01.247	1:39.493	1:01.445	113.5	7:26.337
3	1	3:16.867	57.125	1:28.971	50.771	128.1	10:43.204
4	1	3:14.931	57.401	1:27.857	49.673	129.3	13:58.135
5	1	3:15.161	57.719	1:27.435	50.007	129.2	17:13.296
6	1	3:16.359	57.178	1:29.139	50.042	128.4	20:29.655
7	1	3:14.901	57.173	1:27.510	50.218	129.4	23:44.556
8	1	3:31.658 B	1:03.054	1:27.964	1:00.640	119.1	27:16.214
9	1	4:28.669	2:09.209	1:29.300	50.160	93.8	31:44.883
10	1	3:16.241	57.366	1:28.164	50.711	128.5	35:01.124
11	1	3:15.957	57.204	1:27.954	50.799	128.7	38:17.081
12	1	3:17.355	57.552	1:28.652	51.151	127.8	41:34.436
13	1	3:27.263 B	57.622	1:29.377	1:00.264	121.7	45:01.699
14	1	5:05.509	2:48.666	1:27.151	49.692	82.5	50:07.208
15	1	3:14.638	57.010	1:27.792	49.836	129.5	53:21.846
16	1	3:16.789	57.764	1:28.661	50.364	128.1	56:38.635
17	1	3:13.803	56.469	1:27.306	50.028	130.1	59:52.438
18	1	3:16.243	57.772	1:28.406	50.065	128.5	1:03:08.681
19	1	3:15.682	56.621	1:28.201	50.860	128.9	1:06:24.363

35 1.Mark BURTON 2.Graham PATTLE — FORD Mustang THA

Lap	D	Time	Sector 1	Sector 2	Sector 3	Kph	Elapsed
1	1	3:24.905	58.219	1:33.090	53.596	120.9	3:24.905
2	1	3:44.676	1:01.310	1:46.644	56.722	112.2	7:09.581
3	1	3:08.151	52.116	1:28.247	47.788	134.0	10:17.732
4	1	3:04.834	51.113	1:26.104	47.617	136.4	13:22.566
5	1	3:01.168	51.016	1:23.960	46.192	139.2	16:23.734
6	1	3:00.846	50.669	1:23.946	46.231	139.4	19:24.580
7	1	3:03.997	51.247	1:25.849	46.901	137.0	22:28.577
8	1	3:03.021	51.293	1:24.835	46.893	137.8	25:31.598
9	1	3:09.518 B	50.934	1:25.325	53.259	133.0	28:41.116
10	1	4:26.801	2:08.327	1:29.215	49.259	94.5	33:07.917
11	1	3:12.438	55.206	1:27.447	49.785	131.0	36:20.355
12	1	3:09.024	53.767	1:27.184	48.073	133.4	39:29.379
13	1	3:06.129	52.392	1:25.652	48.085	135.5	42:35.508
14	1	3:04.378	51.878	1:25.043	47.457	136.8	45:39.886
15	1	3:04.477	50.979	1:26.007	47.491	136.7	48:44.363
16	1	3:04.290	51.258	1:25.228	47.804	136.8	51:48.653
17	1	3:04.855	52.088	1:25.405	47.362	136.4	54:53.508
18	1	3:05.440	52.066	1:26.079	47.295	136.0	57:58.948
19	1	3:05.620	51.504	1:26.105	48.011	135.8	1:01:04.568
20	1	3:05.572	52.120	1:25.607	47.845	135.9	1:04:10.140

36 1.Allan THOM — ALFA ROMEO Giulia Sprint GTA THC

Lap	D	Time	Sector 1	Sector 2	Sector 3	Kph	Elapsed
1	1	3:51.520	1:12.945	1:39.771	58.804	107.0	3:51.520
2	1	3:41.467	1:00.873	1:37.851	1:02.743	113.9	7:32.987
3	1	3:19.293	57.834	1:29.815	51.644	126.5	10:52.280
4	1	3:19.271	58.316	1:29.741	51.214	126.5	14:11.551
5	1	3:18.495	57.956	1:29.348	51.191	127.0	17:30.046
6	1	3:17.369	58.025	1:28.649	50.695	127.8	20:47.415
7	1	3:32.967	57.940	1:43.965	51.062	118.4	24:20.382
8	1	3:17.297	58.193	1:29.043	50.061	127.8	27:37.679
9	1	4:32.935 B	2:05.375	1:29.953	57.607	92.4	32:10.614
10	1	4:36.198	2:15.534	1:30.199	50.465	91.3	36:46.812
11	1	3:17.092	57.854	1:28.548	50.690	127.9	40:03.904
12	1	3:17.919	58.081	1:28.789	51.049	127.4	43:21.823
13	1	3:14.994	57.075	1:27.697	50.222	129.3	46:36.817
14	1	3:17.598	58.512	1:27.273	51.813	127.6	49:54.415
15	1	3:17.097	57.555	1:29.607	49.935	127.9	53:11.512
16	1	3:16.002	57.287	1:28.381	50.334	128.6	56:27.514
17	1	3:17.884	58.033	1:29.351	50.500	127.4	59:45.398
18	1	3:18.136	58.074	1:29.316	50.746	127.3	1:03:03.534
19	1	3:21.508	58.154	1:30.063	53.291	125.1	1:06:25.042

42 1.John SPIERS — FORD Lotus Cortina THC

Lap	D	Time	Sector 1	Sector 2	Sector 3	Kph	Elapsed
1	1	3:27.680	59.464	1:34.481	53.735	119.3	3:27.680
2	1	3:45.208	1:03.284	1:44.320	57.604	112.0	7:12.888
3	1	3:11.518	55.189	1:27.607	48.722	131.7	10:24.406
4	1	3:06.667	53.668	1:24.760	48.239	135.1	13:31.073
5	1	3:06.663	54.072	1:24.362	48.229	135.1	16:37.736
6	1	3:06.869	53.957	1:24.492	48.420	134.9	19:44.605
7	1	3:07.319	54.034	1:25.047	48.238	134.6	22:51.924
8	1	3:07.711	54.349	1:24.801	48.561	134.3	25:59.635
9	1	3:09.482	55.281	1:25.782	48.419	133.1	29:09.117
10	1	3:08.574	54.556	1:25.420	48.598	133.7	32:17.691
11	1	3:16.718 B	54.438	1:25.545	56.735	128.2	35:34.409
12	1	4:21.328	2:06.776	1:25.584	48.968	96.5	39:55.737
13	1	3:07.971	54.040	1:25.563	48.368	134.1	43:03.708
14	1	3:09.206	55.139	1:25.527	48.540	133.3	46:12.914
15	1	3:08.084	54.691	1:25.055	48.338	134.1	49:20.998
16	1	3:07.338	54.251	1:24.646	48.441	134.6	52:28.336
17	1	3:07.570	54.323	1:24.898	48.349	134.4	55:35.906
18	1	3:07.617	54.178	1:25.023	48.416	134.4	58:43.523
19	1	3:08.819	54.783	1:25.231	48.805	133.5	1:01:52.342
20	1	3:09.421	55.347	1:25.104	48.970	133.1	1:05:01.763

44 1.Tom BELL — AUSTIN MINI Cooper S THD

Lap	D	Time	Sector 1	Sector 2	Sector 3	Kph	Elapsed
1	1	3:28.837	1:00.471	1:34.224	54.142	118.6	3:28.837
2	1	3:44.435	1:02.779	1:44.393	57.263	112.3	7:13.272
3	1	3:10.124	55.164	1:26.554	48.406	132.6	10:23.396
4	1	3:05.741	54.216	1:23.252	48.273	135.7	13:29.137
5	1	3:05.221	53.957	1:23.155	48.109	136.1	16:34.358
6	1	3:06.142	54.760	1:22.985	48.397	135.5	19:40.500
7	1	3:05.681	54.639	1:22.808	48.234	135.8	22:46.181
8	1	3:06.198	54.875	1:22.595	48.728	135.4	25:52.379
9	1	3:07.093	55.053	1:23.384	48.656	134.8	28:59.472
10	1	3:12.339 B	55.019	1:23.204	54.116	131.1	32:11.811
11	1	4:15.819	2:04.428	1:22.820	48.571	98.6	36:27.630
12	1	3:06.082	55.076	1:22.549	48.457	135.5	39:33.712

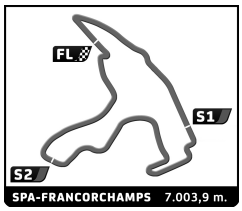

Masters Pre-66 Touring Cars
SPA SIX HOURS
Race
Analysis

Personal Best | Session Best | **B** Crossing the finish line in pit lane

Lap	D	Time	Sector 1	Sector 2	Sector 3	Kph	Elapsed
13	1	3:06.668	55.118	1:22.865	48.685	135.1	42:40.380
14	1	3:07.644	54.868	1:23.579	49.197	134.4	45:48.024
15	1	3:08.273	55.819	1:23.284	49.170	133.9	48:56.297
16	1	3:07.898	55.723	1:23.443	48.732	134.2	52:04.195
17	1	3:08.171	55.640	1:23.664	48.867	134.0	55:12.366
18	1	3:08.068	55.612	1:23.643	48.813	134.1	58:20.434
19	1	3:08.494	55.516	1:23.407	49.571	133.8	1:01:28.928
20	1	3:08.469	55.562	1:23.777	49.130	133.8	1:04:37.397

46 1.Ian CURLEY 2.Bill SOLLIS — AUSTIN MINI Cooper S THD

Lap	D	Time	Sector 1	Sector 2	Sector 3	Kph	Elapsed
1	1	3:21.419	57.981	1:30.789	52.649	123.0	3:21.419
2	1	3:46.568	1:01.851	1:47.050	57.667	111.3	7:07.987
3	1	3:11.160	56.185	1:26.109	48.866	131.9	10:19.147
4	1	3:08.566	56.474	1:23.354	48.738	133.7	13:27.713
5	1	3:07.989	55.695	1:23.800	48.494	134.1	16:35.702
6	1	3:07.491	54.626	1:24.255	48.610	134.5	19:43.193
7	1	3:09.930	55.271	1:24.168	50.491	132.8	22:53.123
8	1	3:08.216	55.182	1:24.324	48.710	134.0	26:01.339
9	1	3:15.885 B	55.781	1:24.798	55.306	128.7	29:17.224
10	1	4:29.809	2:12.944	1:27.245	49.620	93.5	33:47.033
11	1	3:11.258	56.545	1:25.475	49.238	131.8	36:58.291
12	1	3:10.270	56.009	1:24.557	49.704	132.5	40:08.561
13	1	3:10.095	55.855	1:24.862	49.378	132.6	43:18.656
14	1	3:09.382	55.860	1:24.422	49.100	133.1	46:28.038
15	1	3:09.643	56.013	1:24.159	49.471	133.0	49:37.681
16	1	3:09.580	55.869	1:24.275	49.436	133.0	52:47.261
17	1	3:09.635	56.062	1:24.328	49.245	133.0	55:56.896
18	1	3:09.279	55.680	1:24.697	48.902	133.2	59:06.175
19	1	3:11.041	55.718	1:24.963	50.360	132.0	1:02:17.216
20	1	3:10.068	55.168	1:25.372	49.528	132.7	1:05:27.284

49 1.Nils-Fredrik NYBLAEUS 2.Jeremy WELCH — FORD Falcon Sprint THA

Lap	D	Time	Sector 1	Sector 2	Sector 3	Kph	Elapsed
1	1	3:34.871	1:00.622	1:37.028	57.221	115.3	3:34.871
2	1	3:44.395	1:01.284	1:41.808	1:01.303	112.4	7:19.266
3	1	3:20.738	55.268	1:32.221	53.249	125.6	10:40.004
4	1	3:15.552	54.961	1:30.628	49.963	128.9	13:55.556
5	1	3:13.937	54.369	1:29.793	49.775	130.0	17:09.493
6	1	3:13.134	53.897	1:29.701	49.536	130.6	20:22.627
7	1	3:14.972	54.285	1:30.991	49.696	129.3	23:37.599
8	1	3:13.556	54.530	1:29.429	49.597	130.3	26:51.155
9	1	3:24.102 B	54.316	1:31.313	58.473	123.5	30:15.257
10	1	4:30.121	2:14.207	1:27.210	48.704	93.3	34:45.378
11	1	3:08.964	53.105	1:26.944	48.915	133.4	37:54.342
12	1	3:06.680	52.452	1:26.308	47.920	135.1	41:01.022
13	1	3:06.681	52.251	1:26.424	48.006	135.1	44:07.703
14	1	3:07.561	52.329	1:26.927	48.305	134.4	47:15.264
15	1	3:05.523	51.861	1:25.393	48.269	135.9	50:20.787
16	1	3:06.617	52.664	1:25.659	48.294	135.1	53:27.404
17	1	3:07.678	52.096	1:27.464	48.118	134.3	56:35.082
18	1	3:06.542	52.664	1:25.985	47.893	135.2	59:41.624
19	1	3:06.531	52.498	1:25.336	48.697	135.2	1:02:48.155
20	1	3:09.562	52.610	1:27.470	49.482	133.0	1:05:57.717

54 1.Billy NAIRN 2.Carl NAIRN — MORRIS MINI Cooper S THD

Lap	D	Time	Sector 1	Sector 2	Sector 3	Kph	Elapsed
1	1	3:54.248	1:19.141	1:36.551	58.556	105.8	3:54.248
2	1	3:40.257	1:01.885	1:37.049	1:01.323	114.5	7:34.505
3	1	3:25.457	59.631	1:32.348	53.478	122.7	10:59.962
4	1	3:36.662 B	1:00.141	1:33.677	1:02.844	116.4	14:36.624
5	1	6:24.141 B	3:48.284	1:33.411	1:02.446	65.6	21:00.765

57 1.William WARD — AUSTIN MINI Cooper S THD

Lap	D	Time	Sector 1	Sector 2	Sector 3	Kph	Elapsed
1	1	3:42.145	1:07.370	1:35.566	59.209	111.5	3:42.145
2	1	3:42.371	1:01.399	1:39.614	1:01.358	113.4	7:24.516
3	1	3:15.618	57.482	1:26.407	51.729	128.9	10:40.134
4	1	3:15.825	57.161	1:28.911	49.753	128.8	13:55.959
5	1	3:14.780	56.231	1:28.155	50.394	129.4	17:10.739
6	1	3:12.960	56.486	1:26.449	50.025	130.7	20:23.699
7	1	3:14.391	56.466	1:28.108	49.817	129.7	23:38.090
8	1	3:13.790	57.095	1:26.733	49.962	130.1	26:51.880
9	1	3:24.775 B	56.445	1:28.861	59.469	123.1	30:16.655
10	1	4:32.310	2:14.887	1:26.700	50.723	92.6	34:48.965
11	1	3:12.649	56.704	1:25.783	50.162	130.9	38:01.614
12	1	3:13.264	56.463	1:26.752	50.049	130.5	41:14.878
13	1	3:13.584	56.577	1:27.166	49.841	130.2	44:28.462
14	1	3:13.691	56.567	1:27.347	49.777	130.2	47:42.153
15	1	3:15.612	56.637	1:28.700	50.275	128.9	50:57.765
16	1	3:16.124	56.379	1:29.657	50.088	128.6	54:13.889
17	1	3:14.672	57.842	1:26.857	49.973	129.5	57:28.561
18	1	3:15.105	56.763	1:28.113	50.229	129.2	1:00:43.666
19	1	3:13.820	56.787	1:27.111	49.922	130.1	1:03:57.486

66 1.Niall MCFADDEN — AUSTIN MINI Cooper S THD

Lap	D	Time	Sector 1	Sector 2	Sector 3	Kph	Elapsed
1	1	3:48.098	1:09.898	1:40.382	57.818	108.6	3:48.098
2	1	3:42.237	1:01.100	1:38.526	1:02.611	113.5	7:30.335
3	1	3:19.345	59.394	1:29.038	50.913	126.5	10:49.680
4	1	3:17.522	57.734	1:28.161	51.627	127.7	14:07.202
5	1	3:19.262	57.919	1:29.835	51.508	126.5	17:26.464
6	1	3:18.962	58.588	1:28.383	51.991	126.7	20:45.426
7	1	3:30.035	58.130	1:41.162	50.743	120.0	24:15.461
8	1	3:18.106	58.907	1:28.572	50.627	127.3	27:33.567
9	1	3:22.966 B	58.191	1:27.909	56.866	124.2	30:56.533
10	1	4:32.795	2:11.628	1:28.011	53.156	92.4	35:29.328
11	1	3:17.498	58.367	1:28.476	50.655	127.7	38:46.826
12	1	3:18.257	57.593	1:29.127	51.537	127.2	42:05.083
13	1	3:14.865	57.348	1:27.072	50.445	129.4	45:19.948
14	1	3:14.850	58.251	1:25.977	50.622	129.4	48:34.798
15	1	3:13.697	57.483	1:26.219	49.995	130.2	51:48.495
16	1	3:15.243	58.114	1:26.043	51.086	129.1	55:03.738
17	1	3:15.628	58.079	1:26.310	51.239	128.9	58:19.366
18	1	3:15.075	58.310	1:26.002	50.763	129.3	1:01:34.441
19	1	3:15.595	58.049	1:26.356	51.190	128.9	1:04:50.036

69 1.Michael CULLEN — AUSTIN MINI Cooper S THD

Lap	D	Time	Sector 1	Sector 2	Sector 3	Kph	Elapsed
1	1	3:25.823				120.4	3:25.823
2	1	3:44.671				112.2	7:10.494
3	1	3:15.264				129.1	10:25.758
4	1	3:10.421				132.4	13:36.179
5	1	3:09.327				133.2	16:45.506

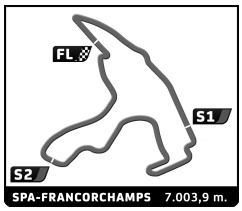

Masters Pre-66 Touring Cars
SPA SIX HOURS
Race
Analysis

Personal Best | Session Best | B Crossing the finish line in pit lane

70 — 1.David JONES / 2.Jon HARMER — MORRIS MINI Cooper S — THD

Lap	D	Time	Sector 1	Sector 2	Sector 3	Kph	Elapsed
6	1	3:09.229				133.2	19:54.735
7	1	3:11.190				131.9	23:05.925
8	1	3:08.934				133.5	26:14.859
9	1	3:20.963 B				125.5	29:35.822
10	1	4:23.160				95.8	33:58.982
11	1	3:12.143				131.2	37:11.125
12	1	3:13.337				130.4	40:24.462
13	1	3:10.426				132.4	43:34.888
14	1	3:11.389				131.7	46:46.277
15	1	3:10.044				132.7	49:56.321
16	1	3:11.360				131.8	53:07.681
17	1	3:10.318				132.5	56:17.999
18	1	3:11.911				131.4	59:29.910
19	1	3:11.670				131.5	1:02:41.580
20	1	3:13.651				130.2	1:05:55.231

71 — 1.Alan ROSS-JONES / 2.Mark HALES — FORD Lotus Cortina — THC

Lap	D	Time	Sector 1	Sector 2	Sector 3	Kph	Elapsed
1	1	3:32.430	1:00.326	1:35.925	56.179	116.6	3:32.430
2	1	3:42.888	1:03.162	1:41.643	58.083	113.1	7:15.318
3	1	3:11.571	55.561	1:26.299	49.711	131.6	10:26.889
4	1	3:08.447	55.061	1:25.043	48.343	133.8	13:35.336
5	1	3:09.142	55.274	1:24.868	49.000	133.3	16:44.478
6	1	3:09.674	55.352	1:25.194	49.128	132.9	19:54.152
7	1	3:09.588	55.230	1:25.297	49.061	133.0	23:03.740
8	1	3:09.482	55.675	1:25.054	48.753	133.1	26:13.222
9	1	3:11.815	55.954	1:27.118	48.743	131.5	29:25.037
10	1	3:16.034 B	55.597	1:26.291	54.146	128.6	32:41.071
11	1	4:30.293	2:15.004	1:26.435	48.854	93.3	37:11.364
12	1	3:11.417	56.227	1:26.654	48.536	131.7	40:22.781
13	1	3:13.062	55.450	1:28.321	49.291	130.6	43:35.843
14	1	3:10.739	54.944	1:26.429	49.366	132.2	46:46.582
15	1	3:10.295	56.641	1:24.976	48.678	132.5	49:56.877
16	1	3:09.546	56.193	1:25.190	48.163	133.0	53:06.423
17	1	3:08.982	54.958	1:25.655	48.369	133.4	56:15.405
18	1	3:08.972	55.268	1:25.567	48.137	133.4	59:24.377
19	1	3:08.130	54.985	1:25.293	47.852	134.0	1:02:32.507
20	1	3:09.817	54.953	1:25.792	49.072	132.8	1:05:42.324

73 — 1.Chris CLARKSON / 2.David SMITHIES — FORD Falcon Sprint — THA

Lap	D	Time	Sector 1	Sector 2	Sector 3	Kph	Elapsed
1	1	3:38.927	1:02.434	1:38.509	57.984	113.2	3:38.927
2	1	3:43.138	1:00.841	1:40.984	1:01.313	113.0	7:22.065
3	1	3:14.942	54.246	1:30.882	49.814	129.3	10:37.007
4	1	3:11.426	53.958	1:28.623	48.845	131.7	13:48.433
5	1	3:11.113	53.730	1:28.199	49.184	131.9	16:59.546
6	1	3:11.772	53.880	1:29.065	48.827	131.5	20:11.318
7	1	3:09.397	53.427	1:27.596	48.374	133.1	23:20.715
8	1	3:11.049	53.533	1:28.645	48.871	132.0	26:31.764
9	1	3:23.885 B	54.066	1:30.982	58.837	123.7	29:55.649
10	1	4:33.807	2:15.796	1:29.199	48.812	92.1	34:29.456
11	1	3:10.044	53.201	1:27.664	49.179	132.7	37:39.500
12	1	3:08.818	52.695	1:27.169	48.954	133.5	40:48.318
13	1	3:08.675	52.906	1:27.364	48.405	133.6	43:56.993
14	1	3:08.560	52.397	1:27.365	48.798	133.7	47:05.553
15	1	3:09.375	52.636	1:27.966	48.773	133.1	50:14.928
16	1	3:08.618	52.488	1:27.489	48.641	133.7	53:23.546
17	1	3:08.552	52.677	1:27.580	48.295	133.7	56:32.098
18	1	3:07.654	52.848	1:26.977	47.829	134.4	59:39.752
19	1	3:07.477	52.294	1:26.467	48.716	134.5	1:02:47.229
20	1	3:51.974	52.379	2:07.802	51.793	108.7	1:06:39.203

74 — 1.Jon MILES / 2.Adrian MILES — FORD Mustang — THA

Lap	D	Time	Sector 1	Sector 2	Sector 3	Kph	Elapsed
1	1	3:50.030	1:10.129	1:41.022	58.879	107.7	3:50.030
2	1	3:41.481	1:01.128	1:37.875	1:02.478	113.8	7:31.511
3	1	3:15.670	56.615	1:29.366	49.689	128.9	10:47.181
4	1	3:14.962	54.826	1:29.898	50.238	129.3	14:02.143
5	1	3:12.568	54.765	1:28.651	49.152	130.9	17:14.711
6	1	3:13.618	55.426	1:28.875	49.317	130.2	20:28.329
7	1	3:13.595	54.838	1:29.250	49.507	130.2	23:41.924
8	1	3:13.779	54.707	1:29.240	49.832	130.1	26:55.703

76 — 1.James DORLIN — MORRIS MINI Cooper S — THD

Lap	D	Time	Sector 1	Sector 2	Sector 3	Kph	Elapsed
1	1	3:19.280	56.364	1:30.550	52.366	124.3	3:19.280
2	1	3:47.272	1:02.539	1:46.707	58.026	110.9	7:06.552
3	1	3:09.887	55.663	1:26.017	48.207	132.8	10:16.439
4	1	3:05.740	54.631	1:23.216	47.893	135.7	13:22.179
5	1	3:05.390	55.105	1:22.603	47.682	136.0	16:27.569
6	1	3:04.727	54.350	1:22.546	47.831	136.5	19:32.296
7	1	3:03.837	54.185	1:21.758	47.894	137.2	22:36.133
8	1	3:04.954	54.623	1:22.238	48.093	136.3	25:41.087
9	1	3:05.300	54.568	1:22.779	47.953	136.1	28:46.387
10	1	3:11.899 B	54.788	1:23.115	53.996	131.4	31:58.286
11	1	4:20.410	2:08.440	1:23.520	48.450	96.8	36:18.696
12	1	3:05.650	55.025	1:22.282	48.343	135.8	39:24.346
13	1	3:05.986	54.865	1:22.567	48.554	135.6	42:30.332
14	1	3:06.069	54.841	1:22.756	48.472	135.5	45:36.401
15	1	3:06.844	55.322	1:23.114	48.408	134.9	48:43.245
16	1	3:06.118	54.289	1:23.647	48.182	135.5	51:49.363
17	1	3:06.357	54.634	1:23.229	48.494	135.3	54:55.720

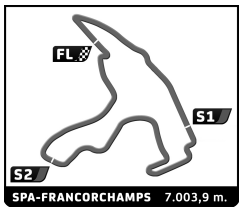

Masters Pre-66 Touring Cars
SPA SIX HOURS
Race
Analysis

Personal Best | Session Best | **B** Crossing the finish line in pit lane

84 — 1.Steve JONES — MORRIS MINI Cooper S — THD

Lap	D	Time	Sector 1	Sector 2	Sector 3	Kph	Elapsed
18	1	3:07.550	54.987	1:23.840	48.723	134.4	58:03.270
19	1	3:07.413	55.065	1:23.624	48.724	134.5	1:01:10.683
20	1	3:07.223	55.014	1:23.296	48.913	134.7	1:04:17.906
1	1	3:37.123	1:02.697	1:36.767	57.659	114.1	3:37.123
2	1	3:44.169	1:01.284	1:41.435	1:01.450	112.5	7:21.292
3	1	3:17.602	57.495	1:29.148	50.959	127.6	10:38.894
4	1	3:17.822	56.796	1:30.201	50.825	127.5	13:56.716
5	1	3:13.731	56.012	1:27.343	50.376	130.2	17:10.447
6	1	3:13.606	57.006	1:26.745	49.855	130.2	20:24.053
7	1	3:14.791	56.240	1:28.159	50.392	129.4	23:38.844
8	1	3:13.445	56.684	1:26.650	50.111	130.3	26:52.289
9	1	3:15.359	56.387	1:28.534	50.438	129.1	30:07.648
10	1	3:18.881 B	57.124	1:26.194	55.563	126.8	33:26.529
11	1	4:30.415	2:14.568	1:26.200	49.647	93.2	37:56.944
12	1	3:11.807	56.402	1:25.766	49.639	131.5	41:08.751
13	1	3:12.797	56.848	1:25.463	50.486	130.8	44:21.548
14	1	3:12.006	57.159	1:25.401	49.446	131.3	47:33.554
15	1	3:12.293	56.570	1:26.126	49.597	131.1	50:45.847
16	1	3:12.401	56.908	1:25.808	49.685	131.0	53:58.248
17	1	3:12.801	56.823	1:25.720	50.258	130.8	57:11.049
18	1	3:13.870	57.179	1:26.967	49.724	130.1	1:00:24.919
19	1	3:12.855	57.613	1:25.725	49.517	130.7	1:03:37.774

101 — 1.Stephen WOODROW — MORRIS MINI Cooper S — THD

Lap	D	Time	Sector 1	Sector 2	Sector 3	Kph	Elapsed
1	1	3:36.582	1:02.685	1:36.451	57.446	114.4	3:36.582
2	1	3:44.232	1:01.468	1:41.361	1:01.403	112.4	7:20.814
3	1	3:14.580	55.854	1:29.186	49.540	129.6	10:35.394
4	1	3:09.804	55.041	1:25.444	49.319	132.8	13:45.198
5	1	3:11.078	55.685	1:25.329	50.064	132.0	16:56.276
6	1	3:14.297	57.741	1:25.951	50.605	129.8	20:10.573
7	1	3:11.764	56.573	1:25.717	49.474	131.5	23:22.337
8	1	3:11.559	55.069	1:26.704	49.786	131.6	26:33.896
9	1	3:24.883 B	54.914	1:29.062	1:00.907	123.1	29:58.779
10	1	4:32.063	2:14.885	1:27.189	49.989	92.7	34:30.842
11	1	3:10.360	55.020	1:26.143	49.197	132.5	37:41.202
12	1	3:09.139	54.994	1:24.670	49.475	133.3	40:50.341
13	1	3:09.620	54.947	1:24.696	49.977	133.0	43:59.961
14	1	3:08.313	54.675	1:24.295	49.343	133.9	47:08.274
15	1	3:12.981	54.629	1:27.481	50.871	130.7	50:21.255
16	1	3:07.930	54.709	1:24.191	49.030	134.2	53:29.185
17	1	3:08.668	55.762	1:24.190	48.716	133.6	56:37.853
18	1	3:08.997	55.164	1:25.202	48.631	133.4	59:46.850
19	1	3:09.201	55.170	1:24.878	49.153	133.3	1:02:56.051
20	1	3:09.696	54.761	1:24.962	49.973	132.9	1:06:05.747

107 — 1.Rui Macedo SILVA, 2.Pedro MACEDO SILVA — FORD Lotus Cortina — THC

Lap	D	Time	Sector 1	Sector 2	Sector 3	Kph	Elapsed
1	1	3:19.566	55.749	1:31.506	52.311	124.1	3:19.566
2	1	3:47.077	1:02.643	1:46.809	57.625	111.0	7:06.643
3	1	3:09.218	55.101	1:26.199	47.918	133.3	10:15.861
4	1	3:05.188	53.669	1:24.380	47.139	136.2	13:21.049
5	1	3:03.697	53.436	1:23.274	46.987	137.3	16:24.746
6	1	3:03.553	53.036	1:23.748	46.769	137.4	19:28.299
7	1	3:02.532	52.672	1:22.905	46.955	138.1	22:30.831
8	1	3:01.792	52.600	1:22.584	46.608	138.7	25:32.623
9	1	3:03.441	52.818	1:23.013	47.610	137.5	28:36.064
10	1	3:10.076 B	52.510	1:23.697	53.869	132.7	31:46.140
11	1	4:47.404	2:18.547	1:35.591	53.266	87.7	36:33.544
12	1	3:25.225	58.276	1:34.603	52.346	122.9	39:58.769
13	1	3:28.568	58.251	1:35.408	54.909	120.9	43:27.337
14	1	3:27.596	1:01.553	1:33.826	52.217	121.5	46:54.933
15	1	3:24.938	58.042	1:34.141	52.755	123.0	50:19.871
16	1	3:24.822	58.818	1:33.426	52.578	123.1	53:44.693
17	1	3:22.596	57.525	1:32.839	52.232	124.5	57:07.289
18	1	3:24.842	59.453	1:33.234	52.155	123.1	1:00:32.131
19	1	3:22.039	58.205	1:32.156	51.678	124.8	1:03:54.170

141 — 1.Richard LONGDON, 2.Rory LONGDON — MORRIS MINI Cooper S — THD

Lap	D	Time	Sector 1	Sector 2	Sector 3	Kph	Elapsed
1	1	3:46.663	1:09.483	1:39.364	57.816	109.3	3:46.663
2	1	3:42.199	1:00.798	1:39.440	1:01.961	113.5	7:28.862
3	1	3:16.942	56.783	1:29.331	50.828	128.0	10:45.804
4	1	3:21.552	57.342	1:31.501	52.709	125.1	14:07.356
5	1	3:18.306	57.924	1:29.026	51.356	127.1	17:25.662
6	1	3:17.060	58.835	1:28.276	49.949	128.0	20:42.722
7	1	3:18.860	59.374	1:28.948	50.538	126.8	24:01.582

144 — 1.Georg KJALLGREN — FORD Mustang — THA

Lap	D	Time	Sector 1	Sector 2	Sector 3	Kph	Elapsed
1	1	3:36.168	1:02.265	1:36.418	57.485	114.6	3:36.168
2	1	3:43.880	1:01.244	1:41.406	1:01.230	112.6	7:20.048
3	1	3:11.535	54.251	1:28.459	48.825	131.6	10:31.583
4	1	3:10.571	53.495	1:28.398	48.678	132.3	13:42.154
5	1	3:09.220	53.700	1:27.388	48.132	133.3	16:51.374
6	1	3:08.731	53.095	1:27.269	48.367	133.6	20:00.105
7	1	3:08.643	53.139	1:27.155	48.349	133.7	23:08.748
8	1	3:07.922	52.892	1:27.028	48.002	134.2	26:16.670
9	1	3:20.229 B	54.076	1:29.368	56.785	125.9	29:36.899
10	1	4:29.090	2:12.690	1:27.799	48.601	93.7	34:05.989
11	1	3:10.072	53.386	1:27.739	48.947	132.7	37:16.061
12	1	3:09.418	53.243	1:27.814	48.361	133.1	40:25.479
13	1	3:07.822	52.734	1:26.725	48.363	134.2	43:33.301
14	1	3:10.707	54.719	1:27.635	48.353	132.2	46:44.008
15	1	3:09.100	53.051	1:27.060	48.989	133.3	49:53.108
16	1	3:08.144	52.513	1:27.197	48.434	134.0	53:01.252
17	1	3:08.364	53.127	1:26.763	48.474	133.9	56:09.616
18	1	3:09.581	53.376	1:27.819	48.386	133.0	59:19.197
19	1	3:11.547	53.592	1:28.234	49.721	131.6	1:02:30.744
20	1	3:11.142	53.787	1:28.356	48.999	131.9	1:05:41.886

155 — 1.Jeff SMITH, 2.Scott KENDALL — AUSTIN MINI Cooper S — THD

Lap	D	Time	Sector 1	Sector 2	Sector 3	Kph	Elapsed
1	1	3:21.710	57.065	1:31.957	52.688	122.8	3:21.710
2	1	3:46.747	1:02.103	1:47.044	57.600	111.2	7:08.457
3	1	3:09.296	55.475	1:24.965	48.856	133.2	10:17.753
4	1	3:08.759	55.227	1:23.889	49.643	133.6	13:26.512
5	1	3:08.677	55.811	1:24.421	48.445	133.6	16:35.189
6	1	3:08.656	55.161	1:24.600	48.895	133.7	19:43.845
7	1	3:09.002	55.180	1:24.891	48.931	133.4	22:52.847
8	1	3:08.992	55.508	1:24.555	48.929	133.4	26:01.839

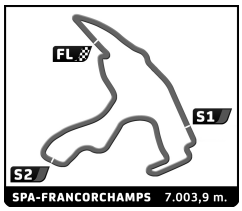

Masters Pre-66 Touring Cars
SPA SIX HOURS
Race
Analysis

Personal Best | Session Best | B Crossing the finish line in pit lane

Lap	D	Time	Sector 1	Sector 2	Sector 3	Kph	Elapsed
9	1	3:08.637	55.132	1:24.281	49.224	133.7	29:10.476
10	1	3:14.253 B	55.656	1:23.707	54.890	129.8	32:24.729
11	1	4:20.064	2:06.267	1:24.558	49.239	97.0	36:44.793
12	1	3:09.720	56.107	1:24.420	49.193	132.9	39:54.513
13	1	3:11.241	55.908	1:25.999	49.334	131.8	43:05.754
14	1	3:08.014	55.142	1:23.777	49.095	134.1	46:13.768
15	1	3:07.812	55.241	1:23.925	48.646	134.3	49:21.580
16	1	3:07.840	55.182	1:23.784	48.874	134.2	52:29.420
17	1	3:07.733	54.823	1:24.052	48.858	134.3	55:37.153
18	1	3:08.190	55.436	1:23.904	48.850	134.0	58:45.343
19	1	3:08.033	55.659	1:23.518	48.856	134.1	1:01:53.376
20	1	3:08.912	56.191	1:23.798	48.923	133.5	1:05:02.288

166 1.Rob FENN 2.James BARCLAY — FORD Mustang THA

Lap	D	Time	Sector 1	Sector 2	Sector 3	Kph	Elapsed
1	1	3:31.637	1:00.135	1:35.568	55.934	117.1	3:31.637
2	1	3:42.022	1:01.997	1:42.917	57.108	113.6	7:13.659
3	1	3:06.439	53.191	1:26.165	47.083	135.2	10:20.098
4	1	3:03.137	51.972	1:24.536	46.629	137.7	13:23.235
5	1	3:02.389	51.533	1:23.801	47.055	138.2	16:25.624
6	1	3:02.052	51.335	1:24.197	46.520	138.5	19:27.676
7	1	3:02.756	51.443	1:24.522	46.791	138.0	22:30.432
8	1	3:01.784	51.294	1:23.947	46.543	138.7	25:32.216
9	1	3:03.380	50.978	1:25.032	47.370	137.5	28:35.596
10	1	3:09.854 B	51.171	1:24.677	54.006	132.8	31:45.450
11	1	4:25.513	2:10.850	1:27.087	47.576	95.0	36:10.963
12	1	3:05.830	52.592	1:25.808	47.430	135.7	39:16.793
13	1	3:05.867	52.042	1:26.302	47.523	135.7	42:22.660
14	1	3:05.448	52.223	1:25.569	47.656	136.0	45:28.108
15	1	3:06.790	52.426	1:25.723	48.641	135.0	48:34.898
16	1	3:08.518	53.333	1:25.799	49.386	133.7	51:43.416
17	1	3:25.122 B	54.552	1:27.851	1:02.719	122.9	55:08.538

169 1.Simon WATTS 2.Roberto GIORDANELLI — FORD Lotus Cortina THC

Lap	D	Time	Sector 1	Sector 2	Sector 3	Kph	Elapsed
1	1	3:45.338	1:08.276	1:38.241	58.821	109.9	3:45.338
2	1	3:42.138	1:00.984	1:39.162	1:01.992	113.5	7:27.476
3	1	3:17.465	56.781	1:29.568	51.116	127.7	10:44.941
4	1	3:18.303	56.084	1:30.191	52.028	127.1	14:03.244
5	1	3:16.749	55.856	1:29.369	51.524	128.2	17:19.993
6	1	3:17.878	56.484	1:30.301	51.093	127.4	20:37.871
7	1	3:17.476	55.706	1:29.978	51.792	127.7	23:55.347
8	1	3:15.838	55.506	1:30.022	50.310	128.8	27:11.185
9	1	3:25.233 B	55.494	1:31.286	58.453	122.9	30:36.418
10	1	4:31.710	2:15.163	1:27.362	49.185	92.8	35:08.128
11	1	3:11.523	55.400	1:26.868	49.255	131.7	38:19.651
12	1	3:11.458	55.134	1:27.107	49.217	131.7	41:31.109
13	1	3:10.741	55.534	1:26.227	48.980	132.2	44:41.850
14	1	3:11.333	56.299	1:26.238	48.796	131.8	47:53.183
15	1	3:11.445	55.418	1:26.525	49.502	131.7	51:04.628
16	1	3:10.688	55.736	1:25.980	48.972	132.2	54:15.316
17	1	3:11.939	54.848	1:27.119	49.972	131.4	57:27.255
18	1	4:11.652 B	56.250	1:53.299	1:22.103	100.2	1:01:38.907

171 1.Lawrence WARR — MORRIS MINI Cooper S THD

Lap	D	Time	Sector 1	Sector 2	Sector 3	Kph	Elapsed
1	1	3:50.979	1:12.134	1:39.453	59.392	107.3	3:50.979
2	1	3:41.410	1:00.762	1:37.784	1:02.864	113.9	7:32.389
3	1	3:19.052	57.530	1:29.290	52.232	126.7	10:51.441
4	1	3:16.263	57.490	1:28.206	50.567	128.5	14:07.704
5	1	3:18.327	57.708	1:29.847	50.772	127.1	17:26.031
6	1	3:18.297	58.686	1:29.241	50.370	127.2	20:44.328
7	1	3:16.617	57.771	1:28.521	50.325	128.2	24:00.945
8	1	3:16.810	57.070	1:29.596	50.144	128.1	27:17.755
9	1	3:15.441	57.514	1:27.496	50.431	129.0	30:33.196
10	1	3:21.848 B	57.090	1:27.626	57.132	124.9	33:55.044
11	1	4:28.593	2:11.919	1:26.473	50.201	93.9	38:23.637
12	1	3:14.163	57.166	1:26.765	50.232	129.9	41:37.800
13	1	3:14.570	57.085	1:26.741	50.744	129.6	44:52.370
14	1	3:14.685	57.600	1:27.126	49.959	129.5	48:07.055
15	1	3:14.679	57.065	1:26.561	51.053	129.5	51:21.734
16	1	3:12.900	56.878	1:26.119	49.903	130.7	54:34.634
17	1	3:18.340	57.158	1:30.818	50.364	127.1	57:52.974
18	1	3:18.333	58.260	1:28.673	51.400	127.1	1:01:11.307
19	1	3:15.587	57.224	1:27.392	50.971	128.9	1:04:26.894

181 1.Hans BECKERT — MORRIS MINI Cooper S THD

Lap	D	Time	Sector 1	Sector 2	Sector 3	Kph	Elapsed
1	1	3:26.291	59.660	1:32.705	53.926	120.1	3:26.291
2	1	3:44.534	1:02.036	1:45.842	56.656	112.3	7:10.825
3	1	3:14.377	56.105	1:28.257	50.015	129.7	10:25.202
4	1	3:08.057	55.581	1:23.829	48.647	134.1	13:33.259
5	1	3:10.504	55.738	1:25.399	49.367	132.4	16:43.763
6	1	3:10.714	55.627	1:25.373	49.714	132.2	19:54.477
7	1	3:10.970	55.452	1:25.948	49.570	132.0	23:05.447
8	1	3:09.374	55.416	1:25.351	48.607	133.1	26:14.821
9	1	3:12.491	55.312	1:27.869	49.310	131.0	29:27.312
10	1	3:16.754 B	55.597	1:25.688	55.469	128.2	32:44.066
11	1	4:27.970	2:12.317	1:26.580	49.073	94.1	37:12.036
12	1	3:11.948	56.878	1:25.875	49.195	131.4	40:23.984
13	1	3:11.519	55.089	1:27.192	49.238	131.7	43:35.503
14	1	3:11.439	55.147	1:26.392	49.900	131.7	46:46.942
15	1	3:10.079	56.069	1:25.007	49.003	132.7	49:57.021
16	1	3:13.109	57.462	1:26.083	49.564	130.6	53:10.130
17	1	3:12.218	57.007	1:25.635	49.576	131.2	56:22.348
18	1	3:11.842	56.236	1:25.676	49.930	131.4	59:34.190
19	1	3:11.890	55.892	1:26.059	49.939	131.4	1:02:46.080
20	1	3:12.938	56.637	1:26.218	50.083	130.7	1:05:59.018

192 1.Julian THOMAS 2.Calum LOCKIE — FORD Falcon THA

Lap	D	Time	Sector 1	Sector 2	Sector 3	Kph	Elapsed
1	1	3:20.490	56.383	1:32.022	52.085	123.6	3:20.490
2	1	3:46.763	1:02.218	1:46.889	57.656	111.2	7:07.253
3	1	3:03.863	52.201	1:25.209	46.453	137.1	10:11.116
4	1	3:04.504	50.537	1:26.472	47.495	136.7	13:15.620
5	1	3:03.109	50.878	1:25.641	46.590	137.7	16:18.729
6	1	3:02.227	50.517	1:25.382	46.328	138.4	19:20.956
7	1	3:01.781	50.326	1:25.152	46.303	138.7	22:22.737
8	1	3:01.443	50.351	1:25.108	45.984	139.0	25:24.180
9	1	3:01.693	50.142	1:24.589	46.962	138.8	28:25.873
10	1	3:07.634 B	50.760	1:24.498	52.376	134.4	31:33.507
11	1	4:18.884	2:07.256	1:24.551	47.077	97.4	35:52.391
12	1	3:04.210	51.034	1:24.817	48.359	136.9	38:56.601
13	1	3:04.273	50.653	1:25.394	48.226	136.8	42:00.874

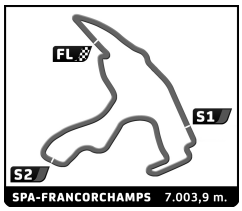

Masters Pre-66 Touring Cars
SPA SIX HOURS
Race
Analysis

Personal Best | Session Best | **B** Crossing the finish line in pit lane

Lap	D	Time	Sector 1	Sector 2	Sector 3	Kph	Elapsed
14	1	3:01.920	50.638	1:24.386	46.896	138.6	45:02.794
15	1	3:02.511	49.882	1:25.221	47.408	138.2	48:05.305
16	1	3:02.841	50.972	1:24.844	47.025	137.9	51:08.146
17	1	3:02.224	50.409	1:24.696	47.119	138.4	54:10.370
18	1	3:01.740	50.193	1:25.013	46.534	138.7	57:12.110
19	1	3:03.654	50.308	1:26.375	46.971	137.3	1:00:15.764
20	1	3:09.771	51.478	1:24.559	53.734	132.9	1:03:25.535

199 1.Alex TAYLOR — FORD Mustang, THA

Lap	D	Time	Sector 1	Sector 2	Sector 3	Kph	Elapsed
1	1	3:23.671	56.713	1:33.103	53.855	121.6	3:23.671
2	1	3:45.139	1:01.285	1:47.104	56.750	112.0	7:08.810
3	1	3:06.326	52.503	1:26.228	47.595	135.3	10:15.136
4	1	3:03.619	51.673	1:24.882	47.064	137.3	13:18.755
5	1	3:02.794	51.557	1:24.646	46.591	137.9	16:21.549
6	1	3:02.569	51.301	1:24.557	46.711	138.1	19:24.118
7	1	3:03.557	51.396	1:24.839	47.322	137.4	22:27.675
8	1	3:02.607	51.250	1:24.764	46.593	138.1	25:30.282
9	1	3:03.973	51.226	1:25.334	47.413	137.1	28:34.255
10	1	3:10.217 **B**	51.348	1:25.201	53.668	132.6	31:44.472
11	1	4:18.801	2:07.237	1:24.657	46.907	97.4	36:03.273
12	1	3:03.268	51.280	1:24.644	47.344	137.6	39:06.541
13	1	3:02.963	51.001	1:24.482	47.480	137.8	42:09.504
14	1	3:04.106	51.987	1:24.525	47.594	137.0	45:13.610
15	1	3:03.022	51.323	1:24.476	47.223	137.8	48:16.632
16	1	3:04.134	51.358	1:24.900	47.876	136.9	51:20.766
17	1	3:03.755	51.520	1:24.852	47.383	137.2	54:24.521
18	1	3:05.279	51.829	1:25.444	48.006	136.1	57:29.800
19	1	3:04.474	51.643	1:25.247	47.584	136.7	1:00:34.274
20	1	3:07.499	53.912	1:25.741	47.846	134.5	1:03:41.773

232 1.Tom GRAY — FORD Mustang, THA

Lap	D	Time	Sector 1	Sector 2	Sector 3	Kph	Elapsed
1	1	3:43.233	1:07.820	1:36.259	59.154	111.0	3:43.233
2	1	3:41.583	1:00.952	1:39.780	1:00.851	113.8	7:24.816
3	1	3:14.294	53.668	1:28.934	51.692	129.8	10:39.110
4	1	3:09.728	52.918	1:28.125	48.685	132.9	13:48.838
5	1	3:09.171	52.733	1:27.876	48.562	133.3	16:58.009
6	1	3:11.024	53.396	1:28.278	49.350	132.0	20:09.033
7	1	3:12.537	53.866	1:28.925	49.746	131.0	23:21.570
8	1	3:11.580	53.659	1:28.512	49.409	131.6	26:33.150
9	1	3:24.213 **B**	53.079	1:31.168	59.966	123.5	29:57.363
10	1	4:34.784	2:15.674	1:28.118	50.992	91.8	34:32.147
11	1	3:07.663	52.672	1:26.746	48.245	134.4	37:39.810
12	1	3:08.918	52.831	1:27.461	48.626	133.5	40:48.728
13	1	3:09.814	52.972	1:27.817	49.025	132.8	43:58.542
14	1	3:08.578	52.647	1:27.278	48.653	133.7	47:07.120
15	1	3:36.872 **B**	53.534	1:29.350	1:13.988	116.3	50:43.992
16	1	3:20.526	1:01.937	1:29.488	49.101	125.7	54:04.518
17	1	3:11.135	53.252	1:29.532	48.351	131.9	57:15.653
18	1	3:14.139	56.395	1:28.292	49.452	129.9	1:00:29.792
19	1	3:10.508	52.810	1:28.613	49.085	132.4	1:03:40.300

888 1.Daniel WHEELER — AUSTIN MINI Cooper S, THD

Lap	D	Time	Sector 1	Sector 2	Sector 3	Kph	Elapsed
1	1	3:40.540	1:07.091	1:34.754	58.695	112.3	3:40.540
2	1	3:42.532	1:01.015	1:40.229	1:01.288	113.3	7:23.072
3	1	3:11.375	55.443	1:26.907	49.025	131.8	10:34.447
4	1	3:08.971	55.019	1:25.071	48.881	133.4	13:43.418
5	1	3:08.870	54.986	1:25.175	48.709	133.5	16:52.288
6	1	3:08.585	54.661	1:25.054	48.870	133.7	20:00.873
7	1	3:08.726	54.421	1:25.426	48.879	133.6	23:09.599
8	1	3:08.590	54.648	1:24.763	49.179	133.7	26:18.189
9	1	3:20.011 **B**	55.820	1:26.494	57.697	126.1	29:38.200
10	1	4:20.977	2:07.703	1:24.096	49.178	96.6	33:59.177
11	1	3:27.224 **B**	56.424	1:29.070	1:01.730	121.7	37:26.401
12	1	11:50.161	9:34.249	1:25.912	50.000	35.5	49:16.562
13	1	3:10.793	56.114	1:25.364	49.315	132.2	52:27.355
14	1	3:10.295	56.090	1:25.027	49.178	132.5	55:37.650
15	1	3:08.384	55.263	1:23.972	49.149	133.8	58:46.034
16	1	3:08.139	55.355	1:24.001	48.783	134.0	1:01:54.173
17	1	3:08.868	55.417	1:24.382	49.069	133.5	1:05:03.041