GRAF VON FABER-CASTELL

GRID 3
FIA Masters Historic Sports Car



FIA Masters Historic Sports Car Champions
SPA SIX HOURS
Qualifying
Final Classification

	Nr.	Drivers	Team	Car	Cl	Time	Lap	Total	Gap		Kph
1	89	A. BANKS / M. BANKS		MCLAREN M6B	Rodriguez	2:27.566	12	13	-	-	170.9
2	14	O. BRYANT		LOLA T70 Mk3B	Rodriguez	2:28.748	8	12	+1.182	+1.182	169.5
3	3	J. WRIGHT / A. WOLFE		LOLA T70 MK3B	Rodriguez	2:29.540	10	11	+1.974	+0.792	168.6
4	34	D. HART / N. PASTORELLI		LOLA T70 MK3B	Rodriguez	2:30.144	5	14	+2.578	+0.604	167.9
5	25	M. GANS		LOLA T290	Stommelen	2:31.971	12	13	+4.405	+1.827	165.9
6	171	C. VAN RIET		LOLA T70 MK3	Rodriguez	2:32.271	12	12	+4.705	+0.300	165.6
7	80	H. FLETCHER		CHEVRON B19	Marko	2:32.946	12	13	+5.380	+0.675	164.9
8	140	G. GOMES / J. CLARIDGE		LOLA T212	Marko	2:33.062	15	15	+5.496	+0.116	164.7
9	170	P. MACEDO SILVA		LOLA T70 MK3	Rodriguez	2:33.468	9	12	+5.902	+0.406	164.3
10	165	D. FERRAO / M. ROSSI DI MONTELERA		LOLA T292	Stommelen	2:34.566	3	14	+7.000	+1.098	163.1
11	75	E. MESTDAGH		LOLA T70 MK3B	Invitation	2:34.966	10	11	+7.400	+0.400	162.7
12	116	S. KRIKNOFF		LOLA T212	Marko	2:37.289	8	11	+9.723	+2.323	160.3
13	59	R. BEEBEE / J. BEEBEE		LOLA T70 MK3B	Rodriguez	2:37.316	14	14	+9.750	+0.027	160.3
14	17	L. HALUSA / N. HALUSA		ALFA ROMEO 33TT3	Rodriguez	2:38.726	14	14	+11.160	+1.410	158.9
15	19	A. OWEN / N. PADMORE		CHEVRON B8	Bonnier	2:40.406	4	13	+12.840	+1.680	157.2
16	54	C. DRAKE / M. SHAW		MCLAREN M1B	Hulme	2:40.804	11	14	+13.238	+0.398	156.8
17	29	K. AHLERS / J. BELLINGER		COOPER Monaco King Cobra	Hulme	2:41.393	5	11	+13.827	+0.589	156.2
18	16	C. JOLLY / S. FARTHING		COOPER Monaco T61M	Invitation	2:42.634	11	14	+15.068	+1.241	155.0
19	11	C. NEARBURG		ABARTH Osella PA1	Stommelen	2:43.025	8	9	+15.459	+0.391	154.7
20	192	J. THOMAS / C. LOCKIE		CHEVRON B8	Bonnier	2:43.319	13	14	+15.753	+0.294	154.4
21	27	J. SHELDON		CHEVRON B16	Siffert	2:43.518	12	13	+15.952	+0.199	154.2
22	90	G. THORNTON		CHEVRON B8	Bonnier	2:43.837	6	6	+16.271	+0.319	153.9
23	41	T. BECHTOLSHEIMER / D. FAULKNER		CHEVRON B8	Bonnier	2:44.274	12	14	+16.708	+0.437	153.5
24	32	C. ALLISON		CHEVRON B8	Bonnier	2:44.621	7	8	+17.055	+0.347	153.2
25	88	R. MCALPINE / C. KEEN		MCLAREN M1 B	Hulme	2:46.032	5	11	+18.466	+1.411	151.9
26	50	G. KJALLGREN		DAREN Mk2	Marko	2:46.922	7	8	+19.356	+0.890	151.1
27	13	G. WILSON		CHEVRON B8	Invitation	2:48.275	8	9	+20.709	+1.353	149.8
28	7	S. HODGES		CHEVRON B16	Siffert	2:48.974	7	14	+21.408	+0.699	149.2
29	33	M. BATES		PORSCHE 911 RSR	Pescarolo	2:49.727	9	12	+22.161	+0.753	148.6
30	12	P. ALLEN		LOLA T212	Marko	2:50.126	8	13	+22.560	+0.399	148.2
31	74	J. BATES		PORSCHE 911 RSR	Pescarolo	2:50.970	10	13	+23.404	+0.844	147.5
32	22	A. CREFCOEUR		CHEVRON B16	Siffert	2:55.042	12	13	+27.476	+4.072	144.0
33	111	P. BRIONES / K. HORN		PORSCHE 911 RSR	Pescarolo	2:55.784	11	11	+28.218	+0.742	143.4
34	71	J. MITCHELL		CHEVRON B19	Marko						

Fastest Lap	Lap 12	Andrew BANKS	2:27.566	170.9 Kph

Car #80 - Lap 6 invalidated due to track limits

Published at: .....

Track Status: **DRY**

Stewards
Marc VAN GEEL-Juha LIUKKONEN-Jean-Claude MENUT

Timekeeper:
Alberto Estébanez

SEPTEMBER 25, 26, 27, 28, 29 • 2019

GRAF VON FABER-CASTELL

GRID 3
FIA Masters Historic Sports Car



FIA Masters Historic Sports Car Champions
SPA SIX HOURS
Qualifying

Final Classification by Class

	Nr.	Drivers	Team	Car	Time	Lap	Total	Gap		Kph
Bonnier										
1	19	A. OWEN / N. PADMORE		CHEVRON B8	2:40.406	4	13			157.2
2	192	J. THOMAS / C. LOCKIE		CHEVRON B8	2:43.319	13	14	+2.913	+2.913	154.4
3	90	G. THORNTON		CHEVRON B8	2:43.837	6	6	+3.431	+0.518	153.9
4	41	T. BECHTOLSHEIMER / D. FAULKNER		CHEVRON B8	2:44.274	12	14	+3.868	+0.437	153.5
5	32	C. ALLISON		CHEVRON B8	2:44.621	7	8	+4.215	+0.347	153.2
Hulme										
1	54	C. DRAKE / M. SHAW		MCLAREN M1B	2:40.804	11	14			156.8
2	29	K. AHLERS / J. BELLINGER		COOPER Monaco King Cobra	2:41.393	5	11	+0.589	+0.589	156.2
3	88	R. MCALPINE / C. KEEN		MCLAREN M1 B	2:46.032	5	11	+5.228	+4.639	151.9
Invitation										
1	75	E. MESTDAGH		LOLA T70 MK3B	2:34.966	10	11			162.7
2	16	C. JOLLY / S. FARTHING		COOPER Monaco T61M	2:42.634	11	14	+7.668	+7.668	155.0
3	13	G. WILSON		CHEVRON B8	2:48.275	8	9	+13.309	+5.641	149.8
Marko										
1	80	H. FLETCHER		CHEVRON B19	2:32.946	12	13			164.9
2	140	G. GOMES / J. CLARIDGE		LOLA T212	2:33.062	15	15	+0.116	+0.116	164.7
3	116	S. KRIKNOFF		LOLA T212	2:37.289	8	11	+4.343	+4.227	160.3
4	50	G. KJALLGREN		DAREN Mk2	2:46.922	7	8	+13.976	+9.633	151.1
5	12	P. ALLEN		LOLA T212	2:50.126	8	13	+17.180	+3.204	148.2
6	71	J. MITCHELL		CHEVRON B19						
Pescarolo										
1	33	M. BATES		PORSCHE 911 RSR	2:49.727	9	12			148.6
2	74	J. BATES		PORSCHE 911 RSR	2:50.970	10	13	+1.243	+1.243	147.5
3	111	P. BRIONES / K. HORN		PORSCHE 911 RSR	2:55.784	11	11	+6.057	+4.814	143.4
Rodriguez										
1	89	A. BANKS / M. BANKS		MCLAREN M6B	2:27.566	12	13			170.9
2	14	O. BRYANT		LOLA T70 Mk3B	2:28.748	8	12	+1.182	+1.182	169.5
3	3	J. WRIGHT / A. WOLFE		LOLA T70 MK3B	2:29.540	10	11	+1.974	+0.792	168.6
4	34	D. HART / N. PASTORELLI		LOLA T70 MK3B	2:30.144	5	14	+2.578	+0.604	167.9
5	171	C. VAN RIET		LOLA T70 MK3	2:32.271	12	12	+4.705	+2.127	165.6
6	170	P. MACEDO SILVA		LOLA T70 MK3	2:33.468	9	12	+5.902	+1.197	164.3
7	59	R. BEEBEE / J. BEEBEE		LOLA T70 MK3B	2:37.316	14	14	+9.750	+3.848	160.3
8	17	L. HALUSA / N. HALUSA		ALFA ROMEO 33TT3	2:38.726	14	14	+11.160	+1.410	158.9
Siffert										
1	27	J. SHELDON		CHEVRON B16	2:43.518	12	13			154.2
2	7	S. HODGES		CHEVRON B16	2:48.974	7	14	+5.456	+5.456	149.2
3	22	A. CREFCOEUR		CHEVRON B16	2:55.042	12	13	+11.524	+6.068	144.0
Stommelen										
1	25	M. GANS		LOLA T290	2:31.971	12	13			165.9
2	165	D. FERRAO / M. ROSSI DI MONTELERA		LOLA T292	2:34.566	3	14	+2.595	+2.595	163.1
3	11	C. NEARBURG		ABARTH Osella PA1	2:43.025	8	9	+11.054	+8.459	154.7

Car #80 - Lap 6 invalidated due to track limits

Published at: .....

Track Status: **DRY**

Stewards
Marc VAN GEEL-Juha LIUKKONEN-Jean-Claude MENUT

Timekeeper:
Alberto Estébanez

SEPTEMBER 25, 26, 27, 28, 29 • 2019

GRAF VON FABER-CASTELL

GRID 3
FIA Masters Historic Sports Car



FIA Masters Historic Sports Car Champions
SPA SIX HOURS
Qualifying

Final Classification by Group

	Nr.	Drivers	Team	Car	Time	Lap	Total	Gap		Kph
1										
1	89	**A. BANKS / M. BANKS**		MCLAREN M6B	**2:27.566**	12	13			**170.9**
2	14	**O. BRYANT**		LOLA T70 Mk3B	**2:28.748**	8	12	+1.182	+1.182	**169.5**
3	3	**J. WRIGHT / A. WOLFE**		LOLA T70 MK3B	**2:29.540**	10	11	+1.974	+0.792	**168.6**
4	34	**D. HART / N. PASTORELLI**		LOLA T70 MK3B	**2:30.144**	5	14	+2.578	+0.604	**167.9**
5	25	**M. GANS**		LOLA T290	**2:31.971**	12	13	+4.405	+1.827	**165.9**
6	171	**C. VAN RIET**		LOLA T70 MK3	**2:32.271**	12	12	+4.705	+0.300	**165.6**
7	80	**H. FLETCHER**		CHEVRON B19	**2:32.946**	12	13	+5.380	+0.675	**164.9**
8	140	**G. GOMES / J. CLARIDGE**		LOLA T212	**2:33.062**	15	15	+5.496	+0.116	**164.7**
9	170	**P. MACEDO SILVA**		LOLA T70 MK3	**2:33.468**	9	12	+5.902	+0.406	**164.3**
10	165	**D. FERRAO / M. ROSSI DI MONTELERA**		LOLA T292	**2:34.566**	3	14	+7.000	+1.098	**163.1**
11	116	**S. KRIKNOFF**		LOLA T212	**2:37.289**	8	11	+9.723	+2.723	**160.3**
12	59	**R. BEEBEE / J. BEEBEE**		LOLA T70 MK3B	**2:37.316**	14	14	+9.750	+0.027	**160.3**
13	17	**L. HALUSA / N. HALUSA**		ALFA ROMEO 33TT3	**2:38.726**	14	14	+11.160	+1.410	**158.9**
14	19	**A. OWEN / N. PADMORE**		CHEVRON B8	**2:40.406**	4	13	+12.840	+1.680	**157.2**
15	11	**C. NEARBURG**		ABARTH Osella PA1	**2:43.025**	8	9	+15.459	+2.619	**154.7**
16	192	**J. THOMAS / C. LOCKIE**		CHEVRON B8	**2:43.319**	13	14	+15.753	+0.294	**154.4**
17	27	**J. SHELDON**		CHEVRON B16	**2:43.518**	12	13	+15.952	+0.199	**154.2**
18	90	**G. THORNTON**		CHEVRON B8	**2:43.837**	6	6	+16.271	+0.319	**153.9**
19	41	**T. BECHTOLSHEIMER / D. FAULKNER**		CHEVRON B8	**2:44.274**	12	14	+16.708	+0.437	**153.5**
20	32	**C. ALLISON**		CHEVRON B8	**2:44.621**	7	8	+17.055	+0.347	**153.2**
21	50	**G. KJALLGREN**		DAREN Mk2	**2:46.922**	7	8	+19.356	+2.301	**151.1**
22	7	**S. HODGES**		CHEVRON B16	**2:48.974**	7	14	+21.408	+2.052	**149.2**
23	33	**M. BATES**		PORSCHE 911 RSR	**2:49.727**	9	12	+22.161	+0.753	**148.6**
24	12	**P. ALLEN**		LOLA T212	**2:50.126**	8	13	+22.560	+0.399	**148.2**
25	74	**J. BATES**		PORSCHE 911 RSR	**2:50.970**	10	13	+23.404	+0.844	**147.5**
26	22	**A. CREFCOEUR**		CHEVRON B16	**2:55.042**	12	13	+27.476	+4.072	**144.0**
27	111	**P. BRIONES / K. HORN**		PORSCHE 911 RSR	**2:55.784**	11	11	+28.218	+0.742	**143.4**
28	71	**J. MITCHELL**		CHEVRON B19						
2										
1	54	**C. DRAKE / M. SHAW**		MCLAREN M1B	**2:40.804**	11	14			**156.8**
2	29	**K. AHLERS / J. BELLINGER**		COOPER Monaco King Cobra	**2:41.393**	5	11	+0.589	+0.589	**156.2**
3	16	**C. JOLLY / S. FARTHING**		COOPER Monaco T61M	**2:42.634**	11	14	+1.830	+1.241	**155.0**
4	88	**R. MCALPINE / C. KEEN**		MCLAREN M1 B	**2:46.032**	5	11	+5.228	+3.398	**151.9**
3										
1	75	**E. MESTDAGH**		LOLA T70 MK3B	**2:34.966**	10	11			**162.7**
2	13	**G. WILSON**		CHEVRON B8	**2:48.275**	8	9	+13.309	+13.309	**149.8**

Car #80 - Lap 6 invalidated due to track limits

Published at: .....

Track Status: **DRY**

Stewards
Marc VAN GEEL-Juha LIUKKONEN-Jean-Claude MENUT

Timekeeper:
Alberto Estébanez

SEPTEMBER 25, 26, 27, 28, 29 • 2019

GRAF VON FABER-CASTELL

GRID 3

FIA Masters Historic Sports Car



FIA Masters Historic Sports Car Champions

SPA SIX HOURS

Qualifying

Best Sector Times

	SECTOR 1		SECTOR 2		SECTOR 3							
Pos	Driver	Time	Driver	Time	Driver	Time	Pos	Team	Cl	Ideal Lap	Best Lap	
1	89 A.BANKS	40.747	89 A.BANKS	1:09.293	89 A.BANKS	37.410	1	89	Rodriguez	2:27.450	2:27.566	(1)
2	14 O.BRYANT	41.240	14 O.BRYANT	1:09.464	3 J.WRIGHT	37.844	2	14	Rodriguez	2:28.574	2:28.748	(2)
3	170 P.MACEDO SILVA	41.296	34 D.HART	1:09.708	14 O.BRYANT	37.870	3	3	Rodriguez	2:29.179	2:29.540	(3)
4	3 J.WRIGHT	41.328	25 M.GANS	1:09.863	34 D.HART	38.286	4	34	Rodriguez	2:30.023	2:30.144	(4)
5	171 C.VAN RIET	41.416	3 J.WRIGHT	1:10.007	25 M.GANS	38.337	5	25	Stommelen	2:31.322	2:31.971	(5)
6	34 D.HART	42.029	140 G.GOMES	1:10.043	140 G.GOMES	38.823	6	171	Rodriguez	2:32.258	2:32.271	(6)
7	54 C.DRAKE	42.710	165 D.FERRAO	1:10.200	80 H.FLETCHER	38.917	7	80	Marko	2:32.548	2:32.946	(7)
8	25 M.GANS	43.122	80 H.FLETCHER	1:10.270	171 C.VAN RIET	39.039	8	140	Marko	2:32.609	2:33.062	(8)
9	75 E.MESTDAGH	43.173	116 S.KRIKNOFF	1:11.721	170 P.MACEDO SILVA	39.307	9	170	Rodriguez	2:33.388	2:33.468	(9)
10	59 R.BEEBEE	43.276	75 E.MESTDAGH	1:11.762	165 D.FERRAO	39.439	10	165	Stommelen	2:34.418	2:34.566	(10)
11	80 H.FLETCHER	43.361	171 C.VAN RIET	1:11.803	75 E.MESTDAGH	39.686	11	75	Invitation	2:34.621	2:34.966	(11)
12	140 G.GOMES	43.743	17 L.HALUSA	1:12.083	116 S.KRIKNOFF	40.164	12	116	Marko	2:36.449	2:37.289	(12)
13	16 C.JOLLY	43.823	170 P.MACEDO SILVA	1:12.785	17 L.HALUSA	40.445	13	59	Rodriguez	2:37.170	2:37.316	(13)
14	29 K.AHLERS	44.367	59 R.BEEBEE	1:13.325	59 R.BEEBEE	40.569	14	17	Rodriguez	2:38.267	2:38.726	(14)
15	116 S.KRIKNOFF	44.564	19 A.OWEN	1:13.540	54 C.DRAKE	40.988	15	54	Hulme	2:38.429	2:40.804	(16)
16	165 D.FERRAO	44.779	11 C.NEARBURG	1:14.351	29 K.AHLERS	41.157	16	19	Bonnier	2:40.315	2:40.406	(15)
17	88 R.MCALPINE	44.948	192 J.THOMAS	1:14.540	19 A.OWEN	41.214	17	29	Hulme	2:41.393	2:41.393	(17)
18	19 A.OWEN	45.561	54 C.DRAKE	1:14.731	16 C.JOLLY	41.551	18	16	Invitation	2:41.888	2:42.634	(18)
19	17 L.HALUSA	45.739	27 J.SHELDON	1:14.835	90 G.THORNTON	41.644	19	11	Stommelen	2:42.291	2:43.025	(19)
20	27 J.SHELDON	45.882	90 G.THORNTON	1:14.890	11 C.NEARBURG	41.652	20	27	Siffert	2:42.477	2:43.518	(21)
21	90 G.THORNTON	46.174	32 C.ALLISON	1:15.491	27 J.SHELDON	41.760	21	192	Bonnier	2:42.675	2:43.319	(20)
22	41 T.BECHTOLSHEIMER	46.247	41 T.BECHTOLSHEIMER	1:15.676	192 J.THOMAS	41.772	22	90	Bonnier	2:42.708	2:43.837	(22)
23	11 C.NEARBURG	46.288	29 K.AHLERS	1:15.869	32 C.ALLISON	42.179	23	41	Bonnier	2:44.146	2:44.274	(23)
24	192 J.THOMAS	46.363	13 G.WILSON	1:16.388	41 T.BECHTOLSHEIMER	42.223	24	32	Bonnier	2:44.382	2:44.621	(24)
25	32 C.ALLISON	46.712	16 C.JOLLY	1:16.514	12 P.ALLEN	42.753	25	88	Hulme	2:45.409	2:46.032	(25)
26	50 G.KJALLGREN	47.044	50 G.KJALLGREN	1:16.805	88 R.MCALPINE	42.817	26	50	Marko	2:46.903	2:46.922	(26)
27	12 P.ALLEN	47.644	74 J.BATES	1:17.308	50 G.KJALLGREN	43.054	27	12	Marko	2:48.206	2:50.126	(30)
28	7 S.HODGES	47.985	88 R.MCALPINE	1:17.644	7 S.HODGES	43.287	28	13	Invitation	2:48.239	2:48.275	(27)
29	13 G.WILSON	47.988	7 S.HODGES	1:17.702	33 M.BATES	43.516	29	7	Siffert	2:48.974	2:48.974	(28)
30	33 M.BATES	48.065	33 M.BATES	1:17.764	13 G.WILSON	43.863	30	33	Pescarolo	2:49.345	2:49.727	(29)
31	111 P.BRIONES	48.885	12 P.ALLEN	1:17.809	74 J.BATES	44.090	31	74	Pescarolo	2:50.732	2:50.970	(31)
32	22 A.CREFCOEUR	49.154	22 A.CREFCOEUR	1:20.277	22 A.CREFCOEUR	44.837	32	22	Siffert	2:54.268	2:55.042	(32)
33	74 J.BATES	49.334	111 P.BRIONES	1:20.970	111 P.BRIONES	45.929	33	111	Pescarolo	2:55.784	2:55.784	(33)

SEPTEMBER 25, 26, 27, 28, 29 • 2019

GRAF VON FABER-CASTELL

GRID 3
FIA Masters Historic Sports Car

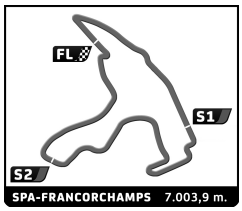

FIA Masters Historic Sports Car Champions
SPA SIX HOURS
After Qualifying

Event maximum speed

Team	Car	Class	Driver	Top Speed	Lap	Session
89	MCLAREN M6B	Rodriguez	Andrew BANKS	258.4	8	Qualifying
34	LOLA T70 MK3B	Rodriguez	David HART	248.8	4	Qualifying
3	LOLA T70 MK3B	Rodriguez	Jason WRIGHT	245.5	10	Qualifying
25	LOLA T290	Stommelen	Michael GANS	238.9	8	Qualifying
80	CHEVRON B19	Marko	Henry FLETCHER	238.4	4	Qualifying
14	LOLA T70 Mk3B	Rodriguez	Oliver BRYANT	237.9	12	Qualifying
140	LOLA T212	Marko	Goncalo GOMES	236.8	12	Qualifying
59	LOLA T70 MK3B	Rodriguez	Robert BEEBEE	235.8	6	Qualifying
165	LOLA T292	Stommelen	Diogo FERRAO	233.3	12	Qualifying
170	LOLA T70 MK3	Rodriguez	Pedro MACEDO SILVA	230.3	12	Qualifying
32	CHEVRON B8	Bonnier	Charles ALLISON	226.4	4	Qualifying
13	CHEVRON B8	Invitation	Graham WILSON	225.0	2	Qualifying
171	LOLA T70 MK3	Rodriguez	Christophe VAN RIET	225.0	7	Qualifying
17	ALFA ROMEO 33TT3	Rodriguez	Lukas HALUSA	223.6	14	Qualifying
29	COOPER Monaco King Cobra	Hulme	Keith AHLERS	223.6	5	Qualifying
116	LOLA T212	Marko	Serge KRIKNOFF	221.8	11	Qualifying
27	CHEVRON B16	Siffert	John SHELDON	221.3	8	Qualifying
54	MCLAREN M1B	Hulme	Chris DRAKE	220.9	5	Qualifying
11	ABARTH Osella PA1	Stommelen	Charles NEARBURG	220.4	6	Qualifying
19	CHEVRON B8	Bonnier	Andrew OWEN	219.1	11	Qualifying
192	CHEVRON B8	Bonnier	Julian THOMAS	217.7	12	Qualifying
75	LOLA T70 MK3B	Invitation	Eric MESTDAGH	217.3	9	Qualifying
41	CHEVRON B8	Bonnier	Till BECHTOLSHEIMER	215.1	12	Qualifying
7	CHEVRON B16	Siffert	Steve HODGES	215.1	12	Qualifying
12	LOLA T212	Marko	Paul ALLEN	210.9	8	Qualifying
88	MCLAREN M1 B	Hulme	Richard MCALPINE	209.3	7	Qualifying
22	CHEVRON B16	Siffert	Alain CREFCOEUR	207.7	12	Qualifying
33	PORSCHE 911 RSR	Pescarolo	Mark BATES	207.3	3	Qualifying
74	PORSCHE 911 RSR	Pescarolo	James BATES	207.3	10	Qualifying
16	COOPER Monaco T61M	Invitation	Chris JOLLY	206.5	11	Qualifying
90	CHEVRON B8	Bonnier	Gregory THORNTON	205.3	4	Qualifying
50	DAREN Mk2	Marko	Georg KJALLGREN	203.4	5	Qualifying
111	PORSCHE 911 RSR	Pescarolo	Pablo BRIONES	200.7	7	Qualifying

SEPTEMBER 25, 26, 27, 28, 29 • 2019

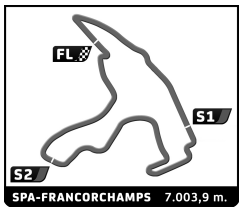

FIA Masters Historic Sports Car Champions
SPA SIX HOURS
Qualifying
Analysis

Personal Best | Session Best | B Crossing the finish line in pit lane

3 — 1.Jason WRIGHT, 2.Andy WOLFE — LOLA T70 MK3B Rodriguez

Lap	D	Time	Sector 1	Sector 2	Sector 3	Kph	Elapsed
1	1	2:49.954	54.892	1:15.964	39.098	145.8	2:49.954
2	1	2:30.011	41.998	1:10.169	37.844	168.1	5:19.965
3	1	2:40.760	44.498	1:14.572	41.690	156.8	8:00.725
4	1	2:56.343 B	44.592	1:17.614	54.137	143.0	10:57.068
5	1	4:20.676	2:26.394	1:14.107	40.175	96.7	15:17.744
6	1	2:38.545	43.435	1:14.436	40.674	159.0	17:56.289
7	1	2:41.204	43.397	1:14.973	42.834	156.4	20:37.493
8	1	3:01.389 B	44.636	1:19.077	57.676	139.0	23:38.882
9	1	4:47.069	2:55.025	1:11.422	40.622	87.8	28:25.951
10	1	2:29.540	41.328	1:10.007	38.205	168.6	30:55.491
11	1	2:59.729 B	47.827	1:17.160	54.742	140.3	33:55.220

7 — 1.Steve HODGES — CHEVRON B16 Siffert

Lap	D	Time	Sector 1	Sector 2	Sector 3	Kph	Elapsed
1	1	3:24.132	1:15.669	1:22.813	45.650	121.4	3:24.132
2	1	2:51.087	48.608	1:18.009	44.470	147.4	6:15.219
3	1	2:51.849	48.915	1:18.657	44.277	146.7	9:07.068
4	1	2:50.340	48.584	1:18.174	43.582	148.0	11:57.408
5	1	2:51.654	48.618	1:18.072	44.964	146.9	14:49.062
6	1	2:53.327	49.720	1:18.911	44.696	145.5	17:42.389
7	1	2:48.974	47.985	1:17.702	43.287	149.2	20:31.363
8	1	2:58.447	49.336	1:23.857	45.254	141.3	23:29.810
9	1	2:51.861	48.493	1:18.583	44.785	146.7	26:21.671
10	1	2:51.669	48.187	1:19.207	44.275	146.9	29:13.340
11	1	2:52.492	48.962	1:19.202	44.328	146.2	32:05.832
12	1	2:50.782	48.644	1:18.310	43.828	147.6	34:56.614
13	1	2:50.034	48.095	1:17.947	43.992	148.3	37:46.648
14	1	2:52.293	48.961	1:19.410	43.922	146.3	40:38.941

11 — 1.Charles NEARBURG — ABARTH Osella PA1 Stommelen

Lap	D	Time	Sector 1	Sector 2	Sector 3	Kph	Elapsed
1	1	8:17.894	6:00.985	1:31.932	44.977	49.8	8:17.894
2	1	2:49.152	47.940	1:18.112	43.100	149.1	11:07.046
3	1	2:47.578	47.338	1:18.208	42.032	150.5	13:54.624
4	1	2:43.068	46.369	1:15.047	41.652	154.6	16:37.692
5	1	2:43.772	46.288	1:15.589	41.895	154.0	19:21.464
6	1	2:46.039	49.148	1:14.442	42.449	151.9	22:07.503
7	1	2:43.749	46.906	1:14.351	42.492	154.0	24:51.252
8	1	2:43.025	46.455	1:14.382	42.188	154.7	27:34.277
9	1	3:05.876 B	53.746	1:15.266	56.864	135.7	30:40.153

12 — 1.Paul ALLEN — LOLA T212 Marko

Lap	D	Time	Sector 1	Sector 2	Sector 3	Kph	Elapsed
1	1	3:17.969	1:07.712	1:23.329	46.928	125.1	3:17.969
2	1	2:52.106	50.212	1:17.809	44.085	146.5	6:10.075
3	1	2:51.197	48.613	1:18.012	44.572	147.3	9:01.272
4	1	2:52.411	48.804	1:19.634	43.973	146.2	11:53.683
5	1	2:54.901	48.821	1:19.891	46.189	144.2	14:48.584
6	1	2:58.409	49.594	1:20.635	48.180	141.3	17:46.993
7	1	2:53.449	48.855	1:18.730	45.864	145.4	20:40.442
8	1	2:50.126	47.644	1:18.563	43.919	148.2	23:30.568
9	1	2:50.357	47.906	1:18.098	44.353	148.0	26:20.925
10	1	2:53.431	47.921	1:19.992	45.518	145.4	29:14.356
11	1	3:06.561 B	51.904	1:18.834	55.823	135.2	32:20.917
12	1	4:19.522	2:18.858	1:17.911	42.753	97.2	36:40.439
13	1	3:26.167	59.607	1:38.627	47.933	122.3	40:06.606

13 — 1.Graham WILSON — CHEVRON B8 Invitation

Lap	D	Time	Sector 1	Sector 2	Sector 3	Kph	Elapsed
1	1	4:43.349	2:36.797	1:22.414	44.138	87.4	4:43.349
2	1	2:53.550	48.620	1:20.531	44.399	145.3	7:36.899
3	1	2:56.076	49.792	1:21.916	44.368	143.2	10:32.975
4	1	2:51.556	48.992	1:18.595	43.969	147.0	13:24.531
5	1	3:23.025 B	53.845	1:25.806	1:03.374	124.2	16:47.556
6	1	4:45.323	2:41.662	1:18.641	45.020	88.4	21:32.879
7	1	2:49.947	48.223	1:17.861	43.863	148.4	24:22.826
8	1	2:48.275	47.988	1:16.388	43.899	149.8	27:11.101
9	1	3:33.677 B	56.926	1:34.073	1:02.678	118.0	30:44.778

14 — 1.Oliver BRYANT — LOLA T70 Mk3B Rodriguez

Lap	D	Time	Sector 1	Sector 2	Sector 3	Kph	Elapsed
1	1	6:04.137	4:01.253	1:21.596	41.288	68.0	6:04.137
2	1	2:35.828	43.461	1:12.894	39.473	161.8	8:39.965
3	1	2:37.353	42.663	1:12.533	42.157	160.2	11:17.318
4	1	2:32.410	41.970	1:11.856	38.584	165.4	13:49.728
5	1	2:30.706	41.808	1:10.704	38.194	167.3	16:20.434
6	1	2:29.462	41.484	1:09.771	38.207	168.7	18:49.896
7	1	2:28.901	41.240	1:09.587	38.074	169.3	21:18.797
8	1	2:28.748	41.412	1:09.466	37.870	169.5	23:47.545
9	1	2:49.865 B	44.458	1:14.111	51.296	148.4	26:37.410
10	1	6:47.169	4:54.983	1:13.595	38.591	61.9	33:24.579
11	1	2:38.601	43.609	1:12.576	42.416	159.0	36:03.180
12	1	2:43.669 B	41.356	1:09.464	52.849	154.1	38:46.849

16 — 1.Chris JOLLY, 2.Steve FARTHING — COOPER Monaco T61M Invitation

Lap	D	Time	Sector 1	Sector 2	Sector 3	Kph	Elapsed
1	1	3:37.920	1:24.005	1:27.743	46.172	113.7	3:37.920
2	1	2:49.904	45.797	1:19.768	44.339	148.4	6:27.824
3	1	2:50.298	46.378	1:21.124	42.796	148.1	9:18.122
4	1	2:53.511	46.835	1:23.360	43.316	145.3	12:11.633
5	1	2:53.360 B	44.584	1:19.965	48.811	145.4	15:04.993
6	1	4:34.363	2:28.806	1:22.029	43.528	91.9	19:39.356
7	1	2:46.336	45.193	1:19.205	41.938	151.6	22:25.692
8	1	2:45.726	44.642	1:19.136	41.948	152.1	25:11.418
9	1	2:43.446	43.834	1:17.726	41.886	154.3	27:54.864
10	1	2:45.993	43.865	1:19.782	42.346	151.9	30:40.857
11	1	2:42.634	43.823	1:16.514	42.297	155.0	33:23.491
12	1	2:44.350	44.274	1:18.062	42.014	153.4	36:07.841
13	1	2:53.497	51.097	1:18.459	43.941	145.3	39:01.338
14	1	2:43.346	44.226	1:17.569	41.551	154.4	41:44.684

17 — 1.Lukas HALUSA, 2.Niklas HALUSA — ALFA ROMEO 33TT3 Rodriguez

Lap	D	Time	Sector 1	Sector 2	Sector 3	Kph	Elapsed
1	1	3:37.234	1:23.515	1:26.906	46.813	114.0	3:37.234
2	1	2:49.171	49.309	1:17.272	42.590	149.0	6:26.405
3	1	2:50.290	50.287	1:18.001	42.002	148.1	9:16.695
4	1	2:43.042	46.955	1:14.486	41.601	154.6	11:59.737
5	1	2:41.816	46.445	1:13.580	41.791	155.8	14:41.553
6	1	2:41.816	47.119	1:13.488	41.209	155.8	17:23.369
7	1	2:41.218	46.586	1:13.374	41.258	156.4	20:04.587
8	1	2:58.350 B	46.779	1:18.360	53.211	141.4	23:02.937

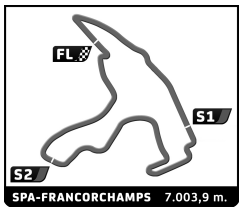

FIA Masters Historic Sports Car Champions
SPA SIX HOURS
Qualifying
Analysis

Personal Best | Session Best | B Crossing the finish line in pit lane

Lap	D	Time	Sector 1	Sector 2	Sector 3	Kph	Elapsed
9	1	4:21.994	2:26.364	1:13.878	41.752	96.2	27:24.931
10	1	2:39.969	46.270	1:13.254	40.445	157.6	30:04.900
11	1	2:40.856	46.415	1:12.956	41.485	156.7	32:45.756
12	1	2:41.349	47.381	1:13.150	40.818	156.3	35:27.105
13	1	2:52.081	52.542	1:16.477	43.062	146.5	38:19.186
14	1	2:38.726	45.739	1:12.083	40.904	158.9	40:57.912

19 1.Andrew OWEN 2.Nick PADMORE — CHEVRON B8 Bonnier

Lap	D	Time	Sector 1	Sector 2	Sector 3	Kph	Elapsed
1	1	3:04.747	1:04.725	1:17.650	42.372	134.1	3:04.747
2	1	2:42.912	46.744	1:14.556	41.612	154.8	5:47.659
3	1	2:41.922	45.936	1:14.534	41.452	155.7	8:29.581
4	1	2:40.406	45.652	1:13.540	41.214	157.2	11:09.987
5	1	2:52.818 B	45.561	1:15.054	52.203	145.9	14:02.805
6	1	6:35.853	4:30.564	1:19.247	46.042	63.7	20:38.658
7	1	2:55.757	48.813	1:21.423	45.521	143.5	23:34.415
8	1	2:53.099	48.353	1:19.833	44.913	145.7	26:27.514
9	1	2:57.518	51.089	1:20.098	46.331	142.0	29:25.032
10	1	2:53.690	48.872	1:20.149	44.669	145.2	32:18.722
11	1	2:52.522	47.712	1:19.947	44.863	146.2	35:11.244
12	1	2:53.861	48.512	1:19.365	45.984	145.0	38:05.105
13	1	2:51.930	48.444	1:19.448	44.038	146.7	40:57.035

22 1.Alain CREFCOEUR — CHEVRON B16 Siffert

Lap	D	Time	Sector 1	Sector 2	Sector 3	Kph	Elapsed
1	1	4:28.674	2:03.416	1:32.903	52.355	92.2	4:28.674
2	1	3:07.125	53.490	1:26.366	47.269	134.7	7:35.799
3	1	3:19.582 B	53.681	1:26.407	59.494	126.3	10:55.381
4	1	4:41.335	2:34.280	1:21.913	45.142	89.6	15:36.716
5	1	2:56.807	50.733	1:20.804	45.270	142.6	18:33.523
6	1	3:00.300	50.546	1:23.159	46.595	139.8	21:33.823
7	1	2:55.841	50.476	1:20.528	44.837	143.4	24:29.664
8	1	2:55.351	49.809	1:20.535	45.007	143.8	27:25.015
9	1	2:58.316	49.283	1:23.126	45.907	141.4	30:23.331
10	1	2:56.590	50.066	1:20.920	45.604	142.8	33:19.921
11	1	2:56.793	49.462	1:20.881	46.450	142.6	36:16.714
12	1	2:55.042	49.342	1:20.277	45.423	144.0	39:11.756
13	1	3:15.020 B	49.154	1:21.927	1:03.939	129.3	42:26.776

25 1.Michael GANS — LOLA T290 Stommelen

Lap	D	Time	Sector 1	Sector 2	Sector 3	Kph	Elapsed
1	1	3:46.385	1:44.987	1:19.405	41.993	109.4	3:46.385
2	1	2:38.352	44.817	1:12.869	40.666	159.2	6:24.737
3	1	2:35.948	44.020	1:11.886	40.042	161.7	9:00.685
4	1	2:34.655	43.640	1:11.084	39.931	163.0	11:35.340
5	1	2:32.672	43.312	1:10.527	38.833	165.2	14:08.012
6	1	2:33.196	43.286	1:10.965	38.945	164.6	16:41.208
7	1	2:34.277	43.275	1:11.255	39.747	163.4	19:15.485
8	1	2:32.469	43.920	1:09.926	38.623	165.4	21:47.954
9	1	2:48.476 B	45.580	1:11.176	51.720	149.7	24:36.430
10	1	9:11.661	7:22.241	1:10.567	38.853	45.7	33:48.091
11	1	2:32.946	43.602	1:09.863	39.481	164.9	36:21.037
12	1	2:31.971	43.462	1:10.172	38.337	165.9	38:53.008
13	1	2:33.545	43.122	1:10.877	39.546	164.2	41:26.553

27 1.John SHELDON — CHEVRON B16 Siffert

Lap	D	Time	Sector 1	Sector 2	Sector 3	Kph	Elapsed
1	1	3:18.899	1:08.616	1:24.546	45.737	124.6	3:18.899
2	1	2:51.113	49.787	1:18.396	42.930	147.4	6:10.012
3	1	2:47.156	47.758	1:16.568	42.830	150.8	8:57.168
4	1	3:02.378 B	47.466	1:17.163	57.749	138.3	11:59.546
5	1	4:30.526	2:29.281	1:17.439	43.806	93.2	16:30.072
6	1	2:45.257	46.787	1:15.929	42.541	152.6	19:15.329
7	1	2:44.471	47.339	1:15.372	41.760	153.3	21:59.800
8	1	3:01.890 B	46.123	1:16.946	58.821	138.6	25:01.690
9	1	5:59.890	4:00.991	1:16.688	42.211	70.1	31:01.580
10	1	2:45.285	47.751	1:14.835	42.699	152.5	33:46.865
11	1	2:43.900	46.733	1:15.130	42.037	153.8	36:30.765
12	1	2:43.518	45.882	1:15.347	42.289	154.2	39:14.283
13	1	3:07.746 B	46.536	1:19.456	1:01.754	134.3	42:22.029

29 1.Keith AHLERS 2.James Billy BELLINGER — COOPER Monaco King Cobra Hulme

Lap	D	Time	Sector 1	Sector 2	Sector 3	Kph	Elapsed
1	1	3:03.297	57.492	1:21.844	43.961	135.2	3:03.297
2	1	2:45.166	46.017	1:17.368	41.781	152.7	5:48.463
3	1	2:43.584	44.805	1:17.291	41.488	154.1	8:32.047
4	1	2:42.845	45.274	1:16.269	41.302	154.8	11:14.892
5	1	2:41.393	44.367	1:15.869	41.157	156.2	13:56.285
6	1	3:05.870 B	45.712	1:22.978	57.180	135.7	17:02.155
7	1	13:37.872	...	1:25.344	44.975	30.8	30:40.027
8	1	2:53.686	46.935	1:21.757	44.994	145.2	33:33.713
9	1	2:50.418	46.596	1:19.561	44.261	148.0	36:24.131
10	1	2:52.683	46.492	1:21.149	45.042	146.0	39:16.814
11	1	2:54.156	46.197	1:20.632	47.327	144.8	42:10.970

32 1.Charles ALLISON — CHEVRON B8 Bonnier

Lap	D	Time	Sector 1	Sector 2	Sector 3	Kph	Elapsed
1	1	4:55.679	2:53.511	1:18.657	43.511	83.8	4:55.679
2	1	2:48.229	47.223	1:17.248	43.758	149.9	7:43.908
3	1	2:49.683	47.246	1:20.258	42.179	148.6	10:33.591
4	1	3:01.781 B	48.670	1:17.251	55.860	138.7	13:35.372
5	1	8:33.936	6:33.103	1:17.540	43.293	49.1	22:09.308
6	1	2:45.019	46.939	1:15.754	42.326	152.8	24:54.327
7	1	2:44.621	46.712	1:15.491	42.418	153.2	27:38.948
8	1	3:23.904 B	54.916	1:29.371	59.617	123.7	31:02.852

33 1.Mark BATES — PORSCHE 911 RSR Pescarolo

Lap	D	Time	Sector 1	Sector 2	Sector 3	Kph	Elapsed
1	1	3:27.875	1:19.278	1:22.278	46.319	119.2	3:27.875
2	1	2:51.831	49.007	1:18.702	44.122	146.7	6:19.706
3	1	2:50.047	48.597	1:17.816	43.634	148.3	9:09.753
4	1	3:01.835 B	48.287	1:19.559	53.989	138.7	12:11.588
5	1	5:04.191	3:02.426	1:18.249	43.516	82.9	17:15.779
6	1	2:50.340	48.318	1:18.359	43.663	148.0	20:06.119
7	1	2:50.050	48.274	1:17.914	43.862	148.3	22:56.169
8	1	2:52.172	48.065	1:20.035	44.072	146.4	25:48.341
9	1	2:49.727	48.274	1:17.764	43.689	148.6	28:38.068
10	1	2:59.633 B	48.674	1:18.161	52.798	140.4	31:37.701
11	1	4:43.579 B	2:23.383	1:20.137	1:00.059	88.9	36:21.280
12	1	5:53.434 B	3:32.172	1:22.695	58.567	71.3	42:14.714

34 1.David HART 2.Nicky PASTORELLI — LOLA T70 MK3B Rodriguez

Lap	D	Time	Sector 1	Sector 2	Sector 3	Kph	Elapsed
1	1	5:24.839	3:28.708	1:16.243	39.888	76.3	5:24.839

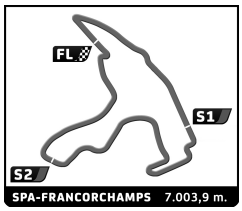

FIA Masters Historic Sports Car Champions

SPA SIX HOURS

Qualifying

Analysis

Personal Best | Session Best | B Crossing the finish line in pit lane

41 — CHEVRON B8 — Bonnier

1.Till BECHTOLSHEIMER
2.Damien FAULKNER

Lap	D	Time	Sector 1	Sector 2	Sector 3	Kph	Elapsed
1	1	4:03.550	1:49.164	1:27.001	47.385	101.7	4:03.550
2	1	2:52.821	49.504	1:18.808	44.509	145.9	6:56.371
3	1	2:49.880	48.286	1:17.536	44.058	148.4	9:46.251
4	1	2:51.114	48.691	1:18.261	44.162	147.4	12:37.365
5	1	2:49.412	48.735	1:16.976	43.701	148.8	15:26.777
6	1	3:00.251 B	49.166	1:17.112	53.973	139.9	18:27.028
7	1	4:07.739	2:05.928	1:18.430	43.381	101.8	22:34.767
8	1	2:49.148	48.321	1:17.802	43.025	149.1	25:23.915
9	1	2:47.065	47.077	1:17.105	42.883	150.9	28:10.980
10	1	2:44.686	46.588	1:15.676	42.422	153.1	30:55.666
11	1	2:45.712	47.204	1:15.835	42.673	152.2	33:41.378
12	1	2:44.274	46.247	1:15.804	42.223	153.5	36:25.652
13	1	2:46.478	46.836	1:16.891	42.751	151.5	39:12.130
14	1	2:44.625	46.514	1:15.712	42.399	153.2	41:56.755

50 — DAREN Mk2 — Marko

1.Georg KJALLGREN

Lap	D	Time	Sector 1	Sector 2	Sector 3	Kph	Elapsed
1	1	3:55.257	1:41.368	1:27.437	46.452	105.3	3:55.257
2	1	3:04.874 B	48.195	1:20.764	55.915	136.4	7:00.131
3	1	3:58.546	1:52.228	1:21.911	44.407	105.7	10:58.677
4	1	2:48.764	47.529	1:18.035	43.200	149.4	13:47.441
5	1	2:48.301	47.647	1:16.805	43.849	149.8	16:35.742
6	1	2:51.469	47.379	1:19.700	44.390	147.0	19:27.211
7	1	2:46.922	47.044	1:16.824	43.054	151.1	22:14.133
8	1	3:08.980 B	48.550	1:22.724	57.706	133.4	25:23.113

54 — MCLAREN M1B — Hulme

1.Chris DRAKE
2.Mark SHAW

Lap	D	Time	Sector 1	Sector 2	Sector 3	Kph	Elapsed
1	1	3:04.386	1:00.414	1:20.893	43.079	134.4	3:04.386
2	1	2:45.767	45.899	1:18.320	41.548	152.1	5:50.153
3	1	2:42.709	44.323	1:17.398	40.988	155.0	8:32.862
4	1	2:45.990	43.833	1:18.109	44.048	151.9	11:18.852
5	1	2:43.441	44.374	1:17.531	41.536	154.3	14:02.293
6	1	2:57.142 B	44.660	1:18.773	53.709	142.3	16:59.435
7	1	5:20.161	3:12.687	1:24.000	43.474	78.8	22:19.596
8	1	2:44.130	44.405	1:17.983	41.742	153.6	25:03.726
9	1	2:41.457	42.710	1:17.402	41.345	156.2	27:45.183
10	1	2:52.649	44.944	1:18.986	48.719	146.0	30:37.832
11	1	2:40.804	43.011	1:16.150	41.643	156.8	33:18.636
12	1	2:46.090	43.229	1:17.426	45.435	151.8	36:04.726
13	1	2:44.074	44.196	1:17.202	42.676	153.7	38:48.800
14	1	2:41.067	43.120	1:14.731	43.216	156.5	41:29.867

59 — LOLA T70 MK3B — Rodriguez

1.Robert BEEBEE
2.Joshua BEEBEE

Lap	D	Time	Sector 1	Sector 2	Sector 3	Kph	Elapsed
1	1	4:11.780	2:02.558	1:21.611	47.611	98.4	4:11.780
2	1	2:43.510	45.958	1:14.974	42.578	154.2	6:55.290
3	1	2:45.452	45.825	1:17.700	41.927	152.4	9:40.742
4	1	2:40.503	44.836	1:14.376	41.291	157.1	12:21.245
5	1	2:39.862	44.699	1:14.279	40.884	157.7	15:01.107
6	1	2:51.697 B	44.769	1:15.005	51.923	146.9	17:52.804
7	1	4:14.342	2:15.274	1:15.980	43.088	99.1	22:07.146
8	1	3:20.897	46.805	1:52.089	42.003	125.5	25:28.043
9	1	2:38.427	44.395	1:13.325	40.707	159.2	28:06.470
10	1	2:43.487	45.109	1:15.471	42.907	154.2	30:49.957
11	1	2:41.789	45.243	1:14.478	42.068	155.8	33:31.746
12	1	2:39.865	43.938	1:13.538	42.389	157.7	36:11.611
13	1	2:39.653	43.535	1:14.312	41.806	157.9	38:51.264
14	1	2:37.316	43.276	1:13.471	40.569	160.3	41:28.580

74 — PORSCHE 911 RSR — Pescarolo

1.James BATES

Lap	D	Time	Sector 1	Sector 2	Sector 3	Kph	Elapsed
1	1	3:28.983	1:14.678	1:26.295	48.010	118.6	3:28.983
2	1	2:56.171	50.199	1:20.280	45.692	143.1	6:25.154
3	1	2:56.243	51.305	1:19.953	44.985	143.1	9:21.397
4	1	2:52.990	49.894	1:18.551	44.545	145.8	12:14.387
5	1	2:53.279	50.149	1:19.040	44.090	145.5	15:07.666
6	1	3:02.770 B	50.268	1:19.133	53.369	138.0	18:10.436
7	1	4:31.106	2:27.720	1:18.818	44.568	93.0	22:41.542
8	1	3:02.852 B	50.120	1:18.786	53.946	137.9	25:44.394
9	1	4:33.183	2:29.737	1:18.949	44.497	92.3	30:17.577
10	1	2:50.970	49.334	1:17.308	44.328	147.5	33:08.547
11	1	2:55.821	50.323	1:19.036	46.462	143.4	36:04.368
12	1	3:01.590	51.569	1:19.875	50.146	138.9	39:05.958
13	1	3:23.675 B	54.053	1:25.293	1:04.329	123.8	42:29.633

75 — LOLA T70 MK3B — Invitation

1.Eric MESTDAGH

Lap	D	Time	Sector 1	Sector 2	Sector 3	Kph	Elapsed
1	1	5:50.823 B	3:38.336	1:19.598	52.889	70.6	5:50.823
2	1	6:38.919	2:20.620	3:37.343	40.956	63.2	12:29.742
3	1	2:38.339	44.583	1:13.102	40.654	159.2	15:08.081
4	1	2:37.225	43.837	1:12.834	40.554	160.4	17:45.306
5	1	2:42.457	44.794	1:16.706	40.957	155.2	20:27.763
6	1	2:35.437	43.741	1:11.991	39.705	162.2	23:03.200
7	1	2:52.365 B	44.559	1:14.694	53.112	146.3	25:55.565
8	1	6:50.939	4:57.454	1:12.760	40.725	61.4	32:46.504
9	1	2:37.934	45.258	1:12.700	39.976	159.6	35:24.438
10	1	2:34.966	43.518	1:11.762	39.686	162.7	37:59.404
11	1	2:35.388	43.173	1:12.448	39.767	162.3	40:34.792

80 — CHEVRON B19 — Marko

1.Henry FLETCHER

Lap	D	Time	Sector 1	Sector 2	Sector 3	Kph	Elapsed
1	1	3:01.161	1:03.128	1:16.486	41.547	136.8	3:01.161
2	1	2:36.875	45.115	1:12.288	39.472	160.7	5:38.036
3	1	2:35.137	44.368	1:11.424	39.345	162.5	8:13.173
4	1	2:41.683	43.881	1:13.440	44.362	155.9	10:54.856
5	1	2:56.884 B	46.031	1:16.906	53.947	142.5	13:51.740
6	1	6:14.160	4:22.645	1:11.663	39.852	67.4	20:05.900

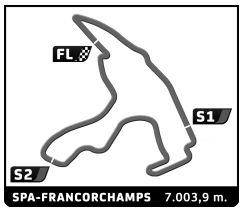

FIA Masters Historic Sports Car Champions
SPA SIX HOURS
Qualifying
Analysis

Personal Best | Session Best | B Crossing the finish line in pit lane

88 — 1.Richard MCALPINE / 2.Chris KEEN — MCLAREN M1 B, Hulme

Lap	D	Time	Sector 1	Sector 2	Sector 3	Kph	Elapsed
1	1	3:41.843	1:28.835	1:27.505	45.503	111.7	3:41.843
2	1	2:52.027	46.032	1:21.477	44.518	146.6	6:33.870
3	1	2:47.815	45.603	1:18.613	43.599	150.2	9:21.685
4	1	2:47.914	44.948	1:19.111	43.855	150.2	12:09.599
5	1	2:46.032	45.467	1:17.644	42.921	151.9	14:55.631
6	1	2:46.347	45.061	1:18.469	42.817	151.6	17:41.978
7	1	3:10.499 B	44.989	1:21.555	1:03.955	132.4	20:52.477
8	1	5:32.098	3:05.861	1:32.901	53.336	75.9	26:24.575
9	1	3:16.674	56.002	1:28.986	51.686	128.2	29:41.249
10	1	3:14.922	51.536	1:32.097	51.289	129.4	32:56.171
11	1	3:39.236 B	53.704	1:30.653	1:14.879	115.0	36:35.407

89 — 1.Andrew BANKS / 2.Max BANKS — MCLAREN M6B, Rodriguez

Lap	D	Time	Sector 1	Sector 2	Sector 3	Kph	Elapsed
1	1	2:59.750	55.340	1:21.727	42.683	137.8	2:59.750
2	1	2:30.692	41.478	1:11.424	37.790	167.3	5:30.442
3	1	2:30.943	41.292	1:11.290	38.361	167.0	8:01.385
4	1	2:35.426	44.162	1:12.308	38.956	162.2	10:36.811
5	1	2:28.660	41.611	1:09.454	37.595	169.6	13:05.471
6	1	2:28.309	41.101	1:09.707	37.501	170.0	15:33.780
7	1	2:28.900	40.869	1:09.293	38.738	169.3	18:02.680
8	1	2:43.253 B	41.931	1:11.140	50.182	154.4	20:45.933
9	1	3:51.751	2:01.128	1:12.540	38.083	108.8	24:37.684
10	1	2:29.819	41.130	1:10.570	38.119	168.3	27:07.503
11	1	2:28.908	40.769	1:10.206	37.933	169.3	29:36.411
12	1	2:27.566	40.747	1:09.409	37.410	170.9	32:03.977
13	1	2:50.035 B	44.962	1:13.779	51.294	148.3	34:54.012

90 — 1.Gregory THORNTON — CHEVRON B8, Bonnier

Lap	D	Time	Sector 1	Sector 2	Sector 3	Kph	Elapsed
1	1	8:08.859	1:40.842	1:28.677	4:59.340	50.7	8:08.859
2	1	3:30.622 B	53.255	1:32.358	1:05.009	119.7	11:39.481
3	1	5:00.182	2:57.762	1:19.171	43.249	84.0	16:39.663
4	1	2:47.960	47.305	1:17.175	43.480	150.1	19:27.623
5	1	17:10.187	47.021	1:17.359	...	24.5	36:37.810
6	1	2:43.837	47.303	1:14.890	41.644	153.9	39:21.647

111 — 1.Pablo BRIONES / 2.Klaus HORN — PORSCHE 911 RSR, Pescarolo

Lap	D	Time	Sector 1	Sector 2	Sector 3	Kph	Elapsed
1	1	7:50.760	5:21.704	1:37.490	51.566	52.6	7:50.760
2	1	3:29.349	1:00.158	1:35.011	54.180	120.4	11:20.109
3	1	3:40.610 B	56.538	1:35.910	1:08.162	114.3	15:00.719
4	1	5:45.805	3:20.859	1:36.124	48.822	72.9	20:46.524
5	1	2:59.491	49.748	1:22.781	46.962	140.5	23:46.015
6	1	3:00.055	49.778	1:23.579	46.698	140.0	26:46.070
7	1	2:58.414	49.356	1:22.166	46.892	141.3	29:44.484
8	1	2:58.487	49.150	1:22.576	46.761	141.3	32:42.971
9	1	3:12.390 B	49.380	1:24.524	58.486	131.1	35:55.361
10	1	3:52.613	1:42.602	1:23.283	46.728	108.4	39:47.974
11	1	2:55.784	48.885	1:20.970	45.929	143.4	42:43.758

116 — 1.Serge KRIKNOFF — LOLA T212, Marko

Lap	D	Time	Sector 1	Sector 2	Sector 3	Kph	Elapsed
1	1	3:50.822	1:26.189	1:34.796	49.837	107.3	3:50.822
2	1	2:57.120 B	46.838	1:14.797	55.485	142.4	6:47.942
3	1	6:31.500	4:22.480	1:25.150	43.870	64.4	13:19.442
4	1	2:38.294	45.708	1:12.422	40.164	159.3	15:57.736
5	1	3:02.892 B	46.212	1:18.146	58.534	137.9	19:00.628
6	1	5:07.963	3:04.742	1:20.927	42.294	81.9	24:08.591
7	1	2:37.299	45.283	1:11.721	40.295	160.3	26:45.890
8	1	2:37.289	44.564	1:12.476	40.249	160.3	29:23.179
9	1	3:13.244 B	47.741	1:22.927	1:02.576	130.5	32:36.423
10	1	5:27.280	3:28.634	1:15.961	42.685	77.0	38:03.703
11	1	2:37.468	45.171	1:11.982	40.315	160.1	40:41.171

140 — 1.Goncalo GOMES / 2.James CLARIDGE — LOLA T212, Marko

Lap	D	Time	Sector 1	Sector 2	Sector 3	Kph	Elapsed
1	1	3:35.386	1:24.539	1:25.407	45.440	115.0	3:35.386
2	1	2:45.209	47.008	1:16.494	41.707	152.6	6:20.595
3	1	2:44.653	47.241	1:15.459	41.953	153.1	9:05.248
4	1	2:41.380	45.604	1:15.000	40.776	156.2	11:46.628
5	1	2:40.009	45.323	1:14.247	40.439	157.6	14:26.637
6	1	2:40.886	45.952	1:14.158	40.776	156.7	17:07.523
7	1	2:50.647 B	45.807	1:13.257	51.583	147.8	19:58.170
8	1	4:27.343	2:35.942	1:12.155	39.246	94.3	24:25.513
9	1	2:34.772	44.745	1:11.096	38.931	162.9	27:00.285
10	1	2:33.178	43.962	1:10.350	38.866	164.6	29:33.463
11	1	2:36.528	44.533	1:11.211	40.784	161.1	32:09.991
12	1	2:33.532	44.053	1:10.619	38.860	164.2	34:43.523
13	1	2:33.320	44.298	1:10.043	38.979	164.5	37:16.843
14	1	2:35.662	44.784	1:11.536	39.342	162.0	39:52.505
15	1	2:33.062	43.743	1:10.496	38.823	164.7	42:25.567

165 — 1.Diogo FERRAO / 2.Manfredo ROSSI DI MON' — LOLA T292, Stommelen

Lap	D	Time	Sector 1	Sector 2	Sector 3	Kph	Elapsed
1	1	2:52.564	56.573	1:15.034	40.957	143.6	2:52.564
2	1	2:35.630	45.569	1:10.340	39.721	162.0	5:28.194
3	1	2:34.566	44.779	1:10.348	39.439	163.1	8:02.760
4	1	2:39.243	44.952	1:10.601	43.690	158.3	10:42.003
5	1	3:07.782 B	56.844	1:18.248	52.690	134.3	13:49.785
6	1	6:27.149	4:30.804	1:14.639	41.706	65.1	20:16.934
7	1	2:39.577	47.101	1:11.992	40.484	158.0	22:56.511
8	1	2:37.530	46.274	1:10.754	40.502	160.1	25:34.041
9	1	2:36.181	45.540	1:10.737	39.904	161.4	28:10.222
10	1	2:36.337	45.154	1:11.059	40.124	161.3	30:46.559
11	1	2:35.153	44.973	1:10.486	39.694	162.5	33:21.712
12	1	2:41.141	44.999	1:12.707	43.435	156.5	36:02.853
13	1	2:35.075	45.289	1:10.200	39.586	162.6	38:37.928
14	1	3:30.586 B	53.835	1:27.301	1:09.450	119.7	42:08.514

170 — 1.Pedro MACEDO SILVA — LOLA T70 MK3, Rodriguez

Lap	D	Time	Sector 1	Sector 2	Sector 3	Kph	Elapsed
1	1	2:55.429	57.026	1:17.305	41.098	141.2	2:55.429
2	1	2:38.132	43.186	1:15.137	39.809	159.5	5:33.561

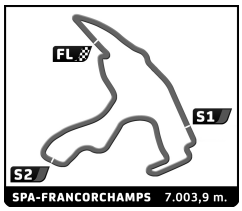

FIA Masters Historic Sports Car Champions

SPA SIX HOURS

Qualifying

Analysis

Personal Best | Session Best | **B** Crossing the finish line in pit lane

Lap	D	Time	Sector 1	Sector 2	Sector 3	Kph	Elapsed
3	1	2:37.043	42.001	1:15.280	39.762	160.6	8:10.604
4	1	2:39.044	42.720	1:16.787	39.537	158.5	10:49.648
5	1	2:34.506	41.379	1:13.090	40.037	163.2	13:24.154
6	1	2:43.806 B	41.591	1:12.785	49.430	153.9	16:07.960
7	1	6:22.236	4:25.885	1:16.487	39.864	66.0	22:30.196
8	1	2:35.985	42.034	1:14.644	39.307	161.6	25:06.181
9	1	2:33.468	41.296	1:12.812	39.360	164.3	27:39.649
10	1	2:41.401	44.086	1:16.029	41.286	156.2	30:21.050
11	1	2:38.604	41.647	1:15.532	41.425	159.0	32:59.654
12	1	2:47.765 B	41.829	1:13.633	52.303	150.3	35:47.419

171 1.Christophe VAN RIET — LOLA T70 MK3 — Rodriguez

Lap	D	Time	Sector 1	Sector 2	Sector 3	Kph	Elapsed
1	1	3:18.804	1:14.303	1:21.873	42.628	124.6	3:18.804
2	1	2:40.864	43.651	1:16.569	40.644	156.7	5:59.668
3	1	2:37.608	42.814	1:14.598	40.196	160.0	8:37.276
4	1	2:56.865 B	44.597	1:17.970	54.298	142.6	11:34.141
5	1	8:37.451	6:41.649	1:15.926	39.876	48.7	20:11.592
6	1	2:33.796	42.147	1:12.162	39.487	163.9	22:45.388
7	1	2:32.928	41.742	1:12.147	39.039	164.9	25:18.316
8	1	2:40.630	41.987	1:16.690	41.953	157.0	27:58.946
9	1	2:52.071 B	41.926	1:15.522	54.623	146.5	30:51.017
10	1	4:05.529	2:11.992	1:13.320	40.217	102.7	34:56.546
11	1	2:33.271	41.691	1:12.104	39.476	164.5	37:29.817
12	1	2:32.271	41.416	1:11.803	39.052	165.6	40:02.088

192 1.Julian THOMAS 2.Calum LOCKIE — CHEVRON B8 — Bonnier

Lap	D	Time	Sector 1	Sector 2	Sector 3	Kph	Elapsed
1	1	3:19.698	1:16.679	1:19.117	43.902	124.1	3:19.698
2	1	2:47.151	47.937	1:16.466	42.748	150.8	6:06.849
3	1	2:45.793	47.837	1:15.646	42.310	152.1	8:52.642
4	1	2:44.910	47.363	1:15.316	42.231	152.9	11:37.552
5	1	2:47.008	47.415	1:16.862	42.731	151.0	14:24.560
6	1	2:44.778	47.626	1:15.380	41.772	153.0	17:09.338
7	1	2:43.968	47.158	1:14.540	42.270	153.8	19:53.306
8	1	2:54.542 B	46.924	1:15.077	52.541	144.5	22:47.848
9	1	4:20.903	2:21.746	1:16.314	42.843	96.6	27:08.751
10	1	2:45.169	47.141	1:15.567	42.461	152.7	29:53.920
11	1	2:46.057	47.112	1:15.996	42.949	151.8	32:39.977
12	1	2:46.319	47.689	1:16.304	42.326	151.6	35:26.296
13	1	2:43.319	46.363	1:14.645	42.311	154.4	38:09.615
14	1	2:54.424	46.932	1:15.482	52.010	144.6	41:04.039

GRAF VON FABER-CASTELL

GRID 3

FIA Masters Historic Sports Car

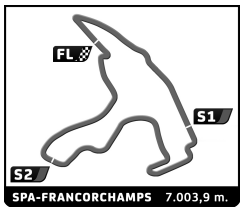

FIA Masters Historic Sports Car Champions

SPA SIX HOURS

Race (61')

Starting Grid

2:55.042 Alain CREFCOEUR	22	- 16 -	111	2:55.784 Pablo BRIONES
2:50.126 Paul ALLEN	12	- 15 -	74	2:50.970 James BATES
2:48.974 Steve HODGES	7	- 14 -	33	2:49.727 Mark BATES
2:46.922 Georg KJALLGREN	50	- 13 -	13	2:48.275 Graham WILSON
2:44.621 Charles ALLISON	32	- 12 -	88	2:46.032 Richard MCALPINE
2:43.837 Gregory THORNTON	90	- 11 -	41	2:44.274 Till BECHTOLSHEIMER
2:43.319 Julian THOMAS	192	- 10 -	27	2:43.518 John SHELDON
2:42.634 Chris JOLLY	16	- 9 -	11	2:43.025 Charles NEARBURG
2:40.804 Chris DRAKE	54	- 8 -	29	2:41.393 Keith AHLERS
2:38.726 Lukas HALUSA	17	- 7 -	19	2:40.406 Andrew OWEN
2:37.289 Serge KRIKNOFF	116	- 6 -	59	2:37.316 Robert BEEBEE
2:34.566 Diogo FERRAO	165	- 5 -	75	2:34.966 Eric MESTDAGH
2:33.062 Goncalo GOMES	140	- 4 -	170	2:33.468 Pedro MACEDO SILVA
2:32.271 Christophe VAN RIET	171	- 3 -	80	2:32.946 Henry FLETCHER
2:29.540 Jason WRIGHT	3	- 2 -	25	2:31.971 Michael GANS
2:27.566 Andrew BANKS	89	- 1 -	14	2:28.748 Oliver BRYANT

Pole

Stewards	Timekeeper:
Marc VAN GEEL-Juha LIUKKONEN-Jean-Claude MENUT	Alberto Estébanez

SEPTEMBER 25, 26, 27, 28, 29 • 2019

GRAF VON FABER-CASTELL

GRID 3
FIA Masters Historic Sports Car



FIA Masters Historic Sports Car Champions
SPA SIX HOURS
Race ((61'))
Final Classification

		Drivers	Team	Vehicle	Class	Laps	Total Time	Gap	Kph	Best Lap Lap	Best Lap Time	Best Lap Kph
1	14	O. BRYANT		LOLA T70 Mk3B	Rodriguez	20	**1:04:03.329**	-	131.1	7	**2:59.853**	140.2
2	3	J. WRIGHT/A. WOLFE		LOLA T70 MK3B	Rodriguez	20	**1:05:03.873**	+1:00.544	129.1	15	**3:00.059**	140.0
3	89	A. BANKS/M. BANKS		MCLAREN M6B	Rodriguez	20	**1:05:14.055**	+1:10.726	128.7	7	**3:01.537**	138.9
4	170	P. MACEDO SILVA		LOLA T70 MK3	Rodriguez	20	**1:05:51.865**	+1:48.536	127.5	14	**3:04.883**	136.4
5	165	D. FERRAO/M. ROSSI DI MONTELERA		LOLA T292	Stommelen	20	**1:06:11.353**	+2:08.024	126.9	16	**3:05.079**	136.2
6	25	M. GANS		LOLA T290	Stommelen	20	**1:06:14.453**	+2:11.124	126.8	20	**3:05.652**	135.8
7	75	E. MESTDAGH		LOLA T70 MK3B	Invitation	20	**1:06:36.084**	+2:32.755	126.1	14	**3:07.351**	134.6
8	59	R. BEEBEE/J. BEEBEE		LOLA T70 MK3B	Rodriguez	20	**1:06:51.080**	+2:47.751	125.6	16	**3:07.048**	134.8
9	80	H. FLETCHER		CHEVRON B19	Marko	20	**1:06:59.921**	+2:56.592	125.3	10	**3:09.166**	133.3
10	192	J. THOMAS/C. LOCKIE		CHEVRON B8	Bonnier	19	**1:06:04.882**	1 Lap	120.7	17	**3:17.266**	127.8
11	41	T. BECHTOLSHEIMER/D. FAULKNER		CHEVRON B8	Bonnier	19	**1:07:03.874**	1 Lap	118.9	13	**3:17.016**	128.0
12	19	A. OWEN/N. PADMORE		CHEVRON B8	Bonnier	19	**1:07:32.945**	1 Lap	118.1	18	**3:17.378**	127.7
13	74	J. BATES		PORSCHE 911 RSR	Pescarolo	18	**1:04:04.948**	2 Laps	117.9	14	**3:19.696**	126.3
14	33	M. BATES		PORSCHE 911 RSR	Pescarolo	18	**1:04:23.048**	2 Laps	117.4	15	**3:18.541**	127.0
15	7	S. HODGES		CHEVRON B16	Siffert	18	**1:04:24.290**	2 Laps	117.3	13	**3:19.863**	126.2
16	50	G. KJALLGREN		DAREN Mk2	Marko	18	**1:04:54.941**	2 Laps	116.4	15	**3:21.561**	125.1
17	27	J. SHELDON		CHEVRON B16	Siffert	18	**1:04:56.194**	2 Laps	116.4	17	**3:20.906**	125.5
18	88	R. MCALPINE/C. KEEN		MCLAREN M1 B	Hulme	18	**1:05:02.024**	2 Laps	116.2	15	**3:21.562**	125.1
19	54	C. DRAKE/M. SHAW		MCLAREN M1B	Hulme	18	**1:05:03.232**	2 Laps	116.2	15	**3:24.209**	123.5
20	29	K. AHLERS/J. BELLINGER		COOPER Monaco King Cobra	Hulme	18	**1:05:52.335**	2 Laps	114.7	13	**3:24.915**	123.0
21	32	C. ALLISON		CHEVRON B8	Bonnier	18	**1:06:05.233**	2 Laps	114.3	6	**3:26.743**	122.0
22	13	G. WILSON		CHEVRON B8	Invitation	18	**1:06:26.304**	2 Laps	113.7	13	**3:18.714**	126.9
23	16	C. JOLLY/S. FARTHING		COOPER Monaco T61M	Invitation	17	**1:04:15.506**	3 Laps	111.1	7	**3:30.737**	119.6
24	111	P. BRIONES/K. HORN		PORSCHE 911 RSR	Pescarolo	17	**1:06:08.025**	3 Laps	107.9	7	**3:27.636**	121.4
25	12	P. ALLEN		LOLA T212	Marko	16	**59:04.850**	4 Laps	113.7	14	**3:27.951**	121.3
26	171	C. VAN RIET		LOLA T70 MK3	Rodriguez	6	**20:32.404**	14 Laps	122.4	5	**3:03.609**	137.3
27	17	L. HALUSA/N. HALUSA		ALFA ROMEO 33TT3	Rodriguez	6	**21:20.548**	14 Laps	117.8	4	**3:15.103**	129.2
28	90	G. THORNTON		CHEVRON B8	Bonnier	5	**19:06.781**	15 Laps	109.6	4	**3:29.951**	120.1
29	140	G. GOMES/J. CLARIDGE		LOLA T212	Marko	3	**17:29.108**	17 Laps	71.7	2	**3:22.376**	124.6

Not started

116	S. KRIKNOFF	LOLA T212	Marko	
11	C. NEARBURG	ABARTH Osella PA1	Stommelen	
22	A. CREFCOEUR	CHEVRON B16	Siffert	

Pole Position		A. BANKS	**2:27.566**	170.9 Kph
Fastest Lap	Lap 7	Oliver BRYANT	**2:59.853**	140.2 Kph

Published at: .....

Track Status: **DRY**

Stewards	**Timekeeper:**
Marc VAN GEEL-Juha LIUKKONEN-Jean-Claude MENUT	Alberto Estébanez

SEPTEMBER 25, 26, 27, 28, 29 • 2019

GRAF VON FABER-CASTELL

GRID 3
FIA Masters Historic Sports Car



FIA Masters Historic Sports Car Champions
SPA SIX HOURS
Race
Final Classification by Class

Nr.	Drivers	Team	Car	Laps	Total Time	Gap	Kph	Best Lap Lap	Best Lap Time	Best Lap Kph
Bonnier										
1	192 J. THOMAS / C. LOCKIE		CHEVRON B8	19	1:06:04.882		120.7	17	3:17.266	127.8
2	41 T. BECHTOLSHEIMER / D. FAULKNER		CHEVRON B8	19	1:07:03.874	+58.992	118.9	13	3:17.016	128.0
3	19 A. OWEN / N. PADMORE		CHEVRON B8	19	1:07:32.945	+1'28.063	118.1	18	3:17.378	127.7
4	32 C. ALLISON		CHEVRON B8	18	1:06:05.233	1 Laps	114.3	6	3:26.743	122.0
5	90 G. THORNTON		CHEVRON B8	5	19:06.781	14 Laps	109.6	4	3:29.951	120.1
Hulme										
1	88 R. MCALPINE / C. KEEN		MCLAREN M1 B	18	1:05:02.024		116.2	15	3:21.562	125.1
2	54 C. DRAKE / M. SHAW		MCLAREN M1B	18	1:05:03.232	+1.208	116.2	15	3:24.209	123.5
3	29 K. AHLERS / J. BELLINGER		COOPER Monaco King Cobra	18	1:05:52.335	+50.311	114.7	13	3:24.915	123.0
Invitation										
1	75 E. MESTDAGH		LOLA T70 MK3B	20	1:06:36.084		126.1	14	3:07.351	134.6
2	13 G. WILSON		CHEVRON B8	18	1:06:26.304	2 Laps	113.7	13	3:18.714	126.9
3	16 C. JOLLY / S. FARTHING		COOPER Monaco T61M	17	1:04:15.506	3 Laps	111.1	7	3:30.737	119.6
Marko										
1	80 H. FLETCHER		CHEVRON B19	20	1:06:59.921		125.3	10	3:09.166	133.3
2	50 G. KJALLGREN		DAREN Mk2	18	1:04:54.941	2 Laps	116.4	15	3:21.561	125.1
3	12 P. ALLEN		LOLA T212	16	59:04.850	4 Laps	113.7	14	3:27.951	121.3
4	140 G. GOMES / J. CLARIDGE		LOLA T212	3	17:29.108	17 Laps	71.7	2	3:22.376	124.6
Not started										
	116 S. KRIKNOFF		LOLA T212							
Pescarolo										
1	74 J. BATES		PORSCHE 911 RSR	18	1:04:04.948		117.9	14	3:19.696	126.3
2	33 M. BATES		PORSCHE 911 RSR	18	1:04:23.048	+18.100	117.4	15	3:18.541	127.0
3	111 P. BRIONES / K. HORN		PORSCHE 911 RSR	17	1:06:08.025	1 Laps	107.9	7	3:27.636	121.4
Rodriguez										
1	14 O. BRYANT		LOLA T70 Mk3B	20	1:04:03.329		131.1	7	2:59.853	140.2
2	3 J. WRIGHT / A. WOLFE		LOLA T70 MK3B	20	1:05:03.873	+1'00.544	129.1	15	3:00.059	140.0
3	89 A. BANKS / M. BANKS		MCLAREN M6B	20	1:05:14.055	+1'10.726	128.7	7	3:01.537	138.9
4	170 P. MACEDO SILVA		LOLA T70 MK3	20	1:05:51.865	+1'48.536	127.5	14	3:04.883	136.4
5	59 R. BEEBEE / J. BEEBEE		LOLA T70 MK3B	20	1:06:51.080	+2'47.751	125.6	16	3:07.048	134.8
6	171 C. VAN RIET		LOLA T70 MK3	6	20:32.404	14 Laps	122.4	5	3:03.609	137.3
7	17 L. HALUSA / N. HALUSA		ALFA ROMEO 33TT3	6	21:20.548	14 Laps	117.8	4	3:15.103	129.2
Siffert										
1	7 S. HODGES		CHEVRON B16	18	1:04:24.290		117.3	13	3:19.863	126.2
2	27 J. SHELDON		CHEVRON B16	18	1:04:56.194	+31.904	116.4	17	3:20.906	125.5
Not started										
	22 A. CREFCOEUR		CHEVRON B16							
Stommelen										
1	165 D. FERRAO / M. ROSSI DI MONTELERA		LOLA T292	20	1:06:11.353		126.9	16	3:05.079	136.2
2	25 M. GANS		LOLA T290	20	1:06:14.453	+3.100	126.8	20	3:05.652	135.8
Not started										
	11 C. NEARBURG		ABARTH Osella PA1							

Track Status: **DRY**

Published at: .....

Stewards
Marc VAN GEEL-Juha LIUKKONEN-Jean-Claude MENUT

Timekeeper:
Alberto Estébanez

SEPTEMBER 25, 26, 27, 28, 29 • 2019

GRAF VON FABER-CASTELL

GRID 3
FIA Masters Historic Sports Car



FIA Masters Historic Sports Car Champions
SPA SIX HOURS
Race
Final Classification by Group

	Nr.	Drivers	Team	Car	Laps	Total Time	Gap	Kph	Best Lap Lap	Best Lap Time	Best Lap Kph
1											
1	14	**O. BRYANT**		LOLA T70 Mk3B	20	**1:04:03.329**		131.1	7	**2:59.853**	140.2
2	3	**J. WRIGHT / A. WOLFE**		LOLA T70 MK3B	20	**1:05:03.873**	+1'00.544	129.1	15	**3:00.059**	140.0
3	89	**A. BANKS / M. BANKS**		MCLAREN M6B	20	**1:05:14.055**	+1'10.726	128.7	7	**3:01.537**	138.9
4	170	**P. MACEDO SILVA**		LOLA T70 MK3	20	**1:05:51.865**	+1'48.536	127.5	14	**3:04.883**	136.4
5	165	**D. FERRAO / M. ROSSI DI MONTELERA**		LOLA T292	20	**1:06:11.353**	+2'08.024	126.9	16	**3:05.079**	136.2
6	25	**M. GANS**		LOLA T290	20	**1:06:14.453**	+2'11.124	126.8	20	**3:05.652**	135.8
7	59	**R. BEEBEE / J. BEEBEE**		LOLA T70 MK3B	20	**1:06:51.080**	+2'47.751	125.6	16	**3:07.048**	134.8
8	80	**H. FLETCHER**		CHEVRON B19	20	**1:06:59.921**	+2'56.592	125.3	10	**3:09.166**	133.3
9	192	**J. THOMAS / C. LOCKIE**		CHEVRON B8	19	**1:06:04.882**	1 Laps	120.7	17	**3:17.266**	127.8
10	41	**T. BECHTOLSHEIMER / D. FAULKNER**		CHEVRON B8	19	**1:07:03.874**	1 Laps	118.9	13	**3:17.016**	128.0
11	19	**A. OWEN / N. PADMORE**		CHEVRON B8	19	**1:07:32.945**	1 Laps	118.1	18	**3:17.378**	127.7
12	74	**J. BATES**		PORSCHE 911 RSR	18	**1:04:04.948**	2 Laps	117.9	14	**3:19.696**	126.3
13	33	**M. BATES**		PORSCHE 911 RSR	18	**1:04:23.048**	2 Laps	117.4	15	**3:18.541**	127.0
14	7	**S. HODGES**		CHEVRON B16	18	**1:04:24.290**	2 Laps	117.3	13	**3:19.863**	126.2
15	50	**G. KJALLGREN**		DAREN Mk2	18	**1:04:54.941**	2 Laps	116.4	15	**3:21.561**	125.1
16	27	**J. SHELDON**		CHEVRON B16	18	**1:04:56.194**	2 Laps	116.4	17	**3:20.906**	125.5
17	32	**C. ALLISON**		CHEVRON B8	18	**1:06:05.233**	2 Laps	114.3	6	**3:26.743**	122.0
18	111	**P. BRIONES / K. HORN**		PORSCHE 911 RSR	17	**1:06:08.025**	3 Laps	107.9	7	**3:27.636**	121.4
19	12	**P. ALLEN**		LOLA T212	16	**59:04.850**	4 Laps	113.7	14	**3:27.951**	121.3
20	171	**C. VAN RIET**		LOLA T70 MK3	6	**20:32.404**	14 Laps	122.4	5	**3:03.609**	137.3
21	17	**L. HALUSA / N. HALUSA**		ALFA ROMEO 33TT3	6	**21:20.548**	14 Laps	117.8	4	**3:15.103**	129.2
22	90	**G. THORNTON**		CHEVRON B8	5	**19:06.781**	15 Laps	109.6	4	**3:29.951**	120.1
23	140	**G. GOMES / J. CLARIDGE**		LOLA T212	3	**17:29.108**	17 Laps	71.7	2	**3:22.376**	124.6
		Not started									
	116	**S. KRIKNOFF**		LOLA T212							
	11	**C. NEARBURG**		ABARTH Osella PA1							
	22	**A. CREFCOEUR**		CHEVRON B16							
2											
1	88	**R. MCALPINE / C. KEEN**		MCLAREN M1 B	18	**1:05:02.024**		116.2	15	**3:21.562**	125.1
2	54	**C. DRAKE / M. SHAW**		MCLAREN M1B	18	**1:05:03.232**	+1.208	116.2	15	**3:24.209**	123.5
3	29	**K. AHLERS / J. BELLINGER**		COOPER Monaco King Cobra	18	**1:05:52.335**	+50.311	114.7	13	**3:24.915**	123.0
4	16	**C. JOLLY / S. FARTHING**		COOPER Monaco T61M	17	**1:04:15.506**	1 Laps	111.1	7	**3:30.737**	119.6
3											
1	75	**E. MESTDAGH**		LOLA T70 MK3B	20	**1:06:36.084**		126.1	14	**3:07.351**	134.6
2	13	**G. WILSON**		CHEVRON B8	18	**1:06:26.304**	2 Laps	113.7	13	**3:18.714**	126.9

Track Status: **DRY**

Published at: .....

Stewards
Marc VAN GEEL-Juha LIUKKONEN-Jean-Claude MENUT

Timekeeper:
Alberto Estébanez

SEPTEMBER 25, 26, 27, 28, 29 • 2019

GRAF VON FABER-CASTELL

GRID 3

FIA Masters Historic Sports Car



FIA Masters Historic Sports Car Champions

SPA SIX HOURS

Race

Lap Chart

Nr	Pos	Grid	LAP 1	2	3	4	5	6	7	8	9	10	11	12	13	14	15	16	17	18	19	20
89	1	89	89	89	14	14	14	14	14	14	14	14	14	14	14	14	14	14	14	14	14	14
14	2	14	14	14	89	89	89	89	89	89	89	25	89	89	89	89	89	89	3	3	3	3
3	3	3	3	3	171	171	171	171	170	170	170	165	170	170	3	3	3	3	89	89	89	89
25	4	25	25	25	3	170	170	170	3	3	3	75	3	3	170	170	170	170	170	170	170	170
171	5	171	171	171	170	3	3	3	80	25	25	89	25	25	25	25	165	165	165	165	165	165
80	6	80	80	80	25	80	80	80	25	165	165	170	165	165	165	165	25	25	25	25	25	25
140	7	140	170	170	80	25	25	25	165	75	75	3	80	80	80	75	75	75	75	75	75	75
170	8	170	165	165	165	165	165	165	75	80	192	192	75	75	75	80	80	80	80	59	59	59
165	9	165	75	75	75	75	75	75	59	59	80	80	59	59	59	59	59	59	59	80	80	80
75	10	75	17	17	59	59	59	59	192	192	33	59	192	192	192	192	192	192	192	192	192	
116	11	116	59	59	17	17	17	17	33	33	59	33	33	33	33	33	33	33	41	41	41	
59	12	59	19	19	192	192	192	192	27	27	27	27	27	74	41	41	41	41	33	19	19	
17	13	17	54	54	27	27	33	33	54	54	13	13	74	27	74	74	74	74	74	74		
19	14	19	29	29	54	33	27	27	41	74	74	88	41	41	13	19	19	19	19	33		
54	15	54	16	16	19	54	54	54	74	13	54	111	13	13	27	7	7	7	7	7		
29	16	29	192	192	29	19	41	41	13	41	88	74	7	19	19	27	88	88	88	50		
16	17	16	27	27	33	41	32	32	7	88	111	41	19	7	7	54	54	54	50	27		
11	18	11	90	90	16	29	29	13	29	111	12	54	54	54	54	88	50	50	27	88		
192	19	192	41	32	32	32	19	7	19	29	41	7	88	88	88	50	27	27	54	54		
27	20	27	32	41	41	16	13	74	88	19	7	19	50	50	50	29	29	29	29	29		
90	21	90	88	88	90	90	7	29	111	12	19	50	32	32	29	12	12	12	32	32		
41	22	41	50	50	88	13	74	19	50	50	50	32	29	29	32	32	32	32	13	13		
32	23	32	13	13	50	88	16	88	32	16	32	12	12	12	12	13	13	13	16			
88	24	88	7	7	13	7	88	111	16	32	29	29	16	16	16	16	16	16	111			
50	25	50	33	33	7	74	111	50	12	7	16	16	111	111	111	111	111	111				
13	26	13	12	12	74	50	50	16														
7	27	7	74	74	111	111	12	12														
33	28	33	111	111	12	12	90															
12	29	12	140	140	140																	
74	30	74																				
22	31	22																				
111	32	111																				

SEPTEMBER 25, 26, 27, 28, 29 • 2019

GRAF VON FABER-CASTELL

GRID 3

FIA Masters Historic Sports Car



FIA Masters Historic Sports Car Champions

SPA SIX HOURS

Race

Best Sector Times

	SECTOR 1		SECTOR 2		SECTOR 3							
Pos	Driver	Time	Driver	Time	Driver	Time	Pos	Team	Cl	Ideal Lap	Best Lap	
1	3 J.WRIGHT	46.957	14 O.BRYANT	1:26.342	3 J.WRIGHT	45.462	1	14	Rodriguez	2:58.850	2:59.853	(1)
2	89 A.BANKS	47.008	165 D.FERRAO	1:26.594	14 O.BRYANT	45.480	2	3	Rodriguez	2:59.698	3:00.059	(2)
3	14 O.BRYANT	47.028	3 J.WRIGHT	1:27.279	89 A.BANKS	46.055	3	89	Rodriguez	3:00.814	3:01.537	(3)
4	171 C.VAN RIET	47.878	89 A.BANKS	1:27.751	171 C.VAN RIET	46.766	4	171	Rodriguez	3:02.976	3:03.609	(4)
5	170 P.MACEDO SILVA	47.968	25 M.GANS	1:27.918	25 M.GANS	46.806	5	170	Rodriguez	3:04.174	3:04.883	(5)
6	59 R.BEEBEE	49.411	171 C.VAN RIET	1:28.332	170 P.MACEDO SILVA	47.162	6	165	Stommelen	3:04.383	3:05.079	(6)
7	75 E.MESTDAGH	49.789	59 R.BEEBEE	1:28.415	75 E.MESTDAGH	47.398	7	25	Stommelen	3:04.917	3:05.652	(7)
8	25 M.GANS	50.193	170 P.MACEDO SILVA	1:29.044	165 D.FERRAO	47.557	8	59	Rodriguez	3:06.214	3:07.048	(8)
9	165 D.FERRAO	50.232	80 H.FLETCHER	1:29.260	80 H.FLETCHER	48.119	9	75	Invitation	3:06.455	3:07.351	(9)
10	80 H.FLETCHER	50.995	75 E.MESTDAGH	1:29.268	59 R.BEEBEE	48.388	10	80	Marko	3:08.374	3:09.166	(10)
11	19 A.OWEN	52.101	17 L.HALUSA	1:31.582	41 T.BECHTOLSHEIMER	49.616	11	17	Rodriguez	3:14.781	3:15.103	(11)
12	13 G.WILSON	52.774	74 J.BATES	1:32.576	19 A.OWEN	50.053	12	41	Bonnier	3:16.396	3:17.016	(12)
13	88 R.MCALPINE	52.953	192 J.THOMAS	1:33.508	192 J.THOMAS	50.090	13	192	Bonnier	3:16.917	3:17.266	(13)
14	17 L.HALUSA	53.031	41 T.BECHTOLSHEIMER	1:33.512	17 L.HALUSA	50.168	14	19	Bonnier	3:16.966	3:17.378	(14)
15	41 T.BECHTOLSHEIMER	53.268	27 J.SHELDON	1:33.759	33 M.BATES	50.443	15	13	Invitation	3:17.479	3:18.714	(16)
16	192 J.THOMAS	53.319	33 M.BATES	1:33.826	13 G.WILSON	50.667	16	33	Pescarolo	3:17.737	3:18.541	(15)
17	33 M.BATES	53.468	13 G.WILSON	1:34.038	7 S.HODGES	50.826	17	7	Siffert	3:18.884	3:19.863	(18)
18	50 G.KJALLGREN	53.505	140 G.GOMES	1:34.124	88 R.MCALPINE	50.870	18	74	Pescarolo	3:19.014	3:19.696	(17)
19	140 G.GOMES	53.533	7 S.HODGES	1:34.514	74 J.BATES	51.032	19	27	Siffert	3:19.341	3:20.906	(19)
20	7 S.HODGES	53.544	19 A.OWEN	1:34.812	27 J.SHELDON	51.187	20	88	Hulme	3:20.025	3:21.562	(21)
21	54 C.DRAKE	53.636	12 P.ALLEN	1:35.505	50 G.KJALLGREN	51.560	21	140	Marko	3:20.230	3:22.376	(22)
22	27 J.SHELDON	54.395	50 G.KJALLGREN	1:35.868	54 C.DRAKE	52.200	22	50	Marko	3:20.933	3:21.561	(20)
23	32 C.ALLISON	54.769	88 R.MCALPINE	1:36.202	140 G.GOMES	52.573	23	54	Hulme	3:23.270	3:24.209	(23)
24	29 K.AHLERS	54.867	54 C.DRAKE	1:37.434	32 C.ALLISON	53.021	24	12	Marko	3:25.205	3:27.951	(27)
25	74 J.BATES	55.406	111 P.BRIONES	1:37.533	12 P.ALLEN	53.503	25	32	Bonnier	3:26.384	3:26.743	(25)
26	16 C.JOLLY	55.529	32 C.ALLISON	1:38.594	111 P.BRIONES	53.626	26	111	Pescarolo	3:26.802	3:27.636	(26)
27	111 P.BRIONES	55.643	29 K.AHLERS	1:38.966	16 C.JOLLY	53.684	27	29	Hulme	3:27.552	3:24.915	(24)
28	12 P.ALLEN	56.197	16 C.JOLLY	1:39.394	29 K.AHLERS	53.719	28	16	Invitation	3:28.607	3:30.737	(29)
29	90 G.THORNTON	56.282	90 G.THORNTON	1:39.489	90 G.THORNTON	53.998	29	90	Bonnier	3:29.769	3:29.951	(28)

SEPTEMBER 25, 26, 27, 28, 29 • 2019

GRAF VON FABER-CASTELL

GRID 3

FIA Masters Historic Sports Car

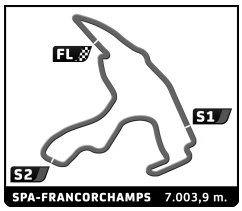

FIA Masters Historic Sports Car Champions

SPA SIX HOURS

After Race

Event maximum speed

Team	Car	Class	Driver	Top Speed	Lap	Session
89	MCLAREN M6B	Rodriguez	Andrew BANKS	258.4	8	Qualifying
34	LOLA T70 MK3B	Rodriguez	David HART	248.8	4	Qualifying
3	LOLA T70 MK3B	Rodriguez	Jason WRIGHT	245.5	10	Qualifying
25	LOLA T290	Stommelen	Michael GANS	238.9	8	Qualifying
80	CHEVRON B19	Marko	Henry FLETCHER	238.4	4	Qualifying
14	LOLA T70 Mk3B	Rodriguez	Oliver BRYANT	237.9	12	Qualifying
140	LOLA T212	Marko	Goncalo GOMES	236.8	12	Qualifying
59	LOLA T70 MK3B	Rodriguez	Robert BEEBEE	235.8	6	Qualifying
165	LOLA T292	Stommelen	Diogo FERRAO	233.3	12	Qualifying
170	LOLA T70 MK3	Rodriguez	Pedro MACEDO SILVA	230.3	12	Qualifying
32	CHEVRON B8	Bonnier	Charles ALLISON	226.4	4	Qualifying
13	CHEVRON B8	Invitation	Graham WILSON	225.0	2	Qualifying
171	LOLA T70 MK3	Rodriguez	Christophe VAN RIET	225.0	7	Qualifying
17	ALFA ROMEO 33TT3	Rodriguez	Lukas HALUSA	223.6	14	Qualifying
29	COOPER Monaco King Cobra	Hulme	Keith AHLERS	223.6	5	Qualifying
116	LOLA T212	Marko	Serge KRIKNOFF	221.8	11	Qualifying
27	CHEVRON B16	Siffert	John SHELDON	221.3	8	Qualifying
54	MCLAREN M1B	Hulme	Chris DRAKE	220.9	5	Qualifying
11	ABARTH Osella PA1	Stommelen	Charles NEARBURG	220.4	6	Qualifying
19	CHEVRON B8	Bonnier	Andrew OWEN	219.1	11	Qualifying
192	CHEVRON B8	Bonnier	Julian THOMAS	217.7	12	Qualifying
75	LOLA T70 MK3B	Invitation	Eric MESTDAGH	217.3	9	Qualifying
41	CHEVRON B8	Bonnier	Till BECHTOLSHEIMER	215.1	12	Qualifying
7	CHEVRON B16	Siffert	Steve HODGES	215.1	12	Qualifying
12	LOLA T212	Marko	Paul ALLEN	210.9	8	Qualifying
88	MCLAREN M1 B	Hulme	Richard MCALPINE	209.3	7	Qualifying
22	CHEVRON B16	Siffert	Alain CREFCOEUR	207.7	12	Qualifying
33	PORSCHE 911 RSR	Pescarolo	Mark BATES	207.3	3	Qualifying
74	PORSCHE 911 RSR	Pescarolo	James BATES	207.3	10	Qualifying
16	COOPER Monaco T61M	Invitation	Chris JOLLY	206.5	11	Qualifying
90	CHEVRON B8	Bonnier	Gregory THORNTON	205.3	4	Qualifying
50	DAREN Mk2	Marko	Georg KJALLGREN	203.4	5	Qualifying
111	PORSCHE 911 RSR	Pescarolo	Pablo BRIONES	200.7	7	Qualifying

SEPTEMBER 25, 26, 27, 28, 29 • 2019

GRAF VON FABER-CASTELL

GRID 3

FIA Masters Historic Sports Car



FIA Masters Historic Sports Car Champions

SPA SIX HOURS

Race

Analysis by lap

Lapped

Lap 1

Nr	Lap Time	Gap
89	4:02.414	
14	4:03.439	1.025
3	4:04.105	1.691
25	4:04.621	2.207
171	4:05.575	3.161
80	4:06.142	3.728
170	4:06.631	4.217
165	4:07.660	5.246
75	4:09.820	7.406
17	4:12.218	9.804
59	4:13.060	10.646
19	4:14.593	12.179
54	4:15.582	13.168
29	4:16.611	14.197
16	4:17.574	15.160
192	4:18.146	15.732
27	4:19.128	16.714
90	4:19.912	17.498
41	4:20.308	17.894
32	4:20.498	18.084
88	4:23.272	20.858
50	4:23.586	21.172
13	4:24.649	22.235
7	4:25.318	22.904
33	4:25.653	23.239
12	4:26.503	24.089
74	4:27.088	24.674
111	4:28.297	25.883

Lap 2

Nr	Lap Time	Gap
89	4:00.276	
14	3:59.863	0.612
3	4:00.182	1.597
25	4:00.773	2.704
171	4:00.111	2.996
80	4:01.056	4.508
170	4:00.853	4.794
165	4:01.070	6.040
75	3:59.966	7.096
17	3:59.453	8.981
59	3:59.240	9.610
19	3:58.672	10.575
54	3:58.385	11.277
29	3:58.464	12.385
16	3:58.359	13.243
192	3:57.989	13.445
27	3:57.328	13.766
90	3:58.216	15.438
32	3:58.039	15.847
41	3:58.366	15.984
88	3:57.811	18.393
50	3:58.437	19.333
13	3:58.353	20.312
7	3:58.260	20.888
33	3:58.606	21.569
12	4:00.078	23.891
74	3:59.807	24.205
111	3:58.870	24.477
140	10:25.812	1 Lap

Lap 3

Nr	Lap Time	Gap
14	3:00.465	
89	3:04.399	3.322
171	3:04.996	6.915
3	3:09.471	9.991
170	3:07.236	10.953
25	3:14.263	15.890
80	3:13.413	16.844
165	3:12.784	17.747
75	3:15.261	21.280
59	3:14.282	22.815
17	3:17.740	25.644
192	3:21.138	33.506
27	3:24.523	37.212
54	3:31.051	41.251
19	3:33.015	42.513
29	3:32.192	43.500
33	3:23.661	44.153
16	3:32.278	44.444
32	3:30.118	44.888
41	3:30.560	45.467
90	3:33.103	47.464
88	3:32.341	49.657
50	3:33.066	51.322
13	3:33.103	52.338
7	3:33.030	52.841
74	3:30.146	53.274
111	3:30.586	53.986
12	3:34.524	57.338
140	3:22.376	1 Lap

Lap 4

Nr	Lap Time	Gap
14	3:00.471	
89	3:03.789	6.640
171	3:04.537	10.981
170	3:05.984	16.466
3	3:09.741	19.261
80	3:09.997	26.370
25	3:12.525	27.944
165	3:10.940	28.216
75	3:12.432	33.241
59	3:12.195	34.539
17	3:15.103	40.276
192	3:20.233	53.268
27	3:26.013	1:02.754
33	3:21.595	1:05.277
54	3:28.394	1:09.174
19	3:31.565	1:13.607
41	3:29.044	1:14.040
29	3:31.568	1:14.597
32	3:30.924	1:15.341
16	3:32.665	1:16.638
90	3:29.951	1:16.944
13	3:25.979	1:17.846
88	3:29.561	1:18.747
7	3:26.616	1:18.986
74	3:27.232	1:20.035
50	3:30.505	1:21.356
111	3:28.123	1:21.638
12	3:30.259	1:27.126

Lap 5

Nr	Lap Time	Gap
14	2:59.942	
89	3:01.747	8.445
171	3:03.609	14.648
170	3:05.009	21.533
140	3:40.920	2 Laps
3	3:09.077	28.396
80	3:09.972	36.400
25	3:10.558	38.560
165	3:11.147	39.421
75	3:11.426	44.725
59	3:12.592	47.189
17	3:17.925	58.259
192	3:19.009	1:12.335
33	3:21.525	1:26.860
27	3:29.368	1:32.180
54	3:24.549	1:33.781
41	3:25.115	1:39.213
32	3:28.846	1:44.245
29	3:29.676	1:44.331
19	3:31.284	1:44.949
13	3:27.449	1:45.353
7	3:26.752	1:45.796
74	3:27.253	1:47.346
16	3:30.957	1:47.653
88	3:32.072	1:50.877
111	3:29.536	1:51.232
50	3:30.637	1:52.051
12	3:29.535	1:56.719
90	3:45.599	2:02.601

Lap 6

Nr	Lap Time	Gap
14	2:59.905	
89	3:01.583	10.123
171	3:13.576	28.319
170	3:07.134	28.762
3	3:08.584	37.075
80	3:12.398	48.893
25	3:10.886	49.541
165	3:10.273	49.789
75	3:09.306	54.126
59	3:13.824	1:01.108
17	3:18.109	1:16.463
192	3:19.534	1:31.964
33	3:21.351	1:48.306
27	3:26.686	1:58.961
54	3:26.481	2:00.357
41	3:24.394	2:03.702
32	3:26.743	2:11.083
13	3:26.378	2:11.826
7	3:26.335	2:12.226
74	3:25.566	2:13.007
29	3:30.533	2:14.959
19	3:30.300	2:15.344
88	3:26.624	2:17.596
111	3:27.999	2:19.326
50	3:27.796	2:19.942
16	3:35.138	2:22.886
12	3:28.547	2:25.361

Lap 7

Nr	Lap Time	Gap
14	2:59.853	
89	3:01.537	11.807
170	3:07.218	36.127
3	3:09.200	46.422
80	3:12.330	1:01.370
25	3:11.843	1:01.531
165	3:11.989	1:01.925
75	3:09.466	1:03.739
59	3:13.130	1:14.385
192	3:20.075	1:52.186
33	3:23.362	2:11.815
27	3:27.897	2:27.005
54	3:27.540	2:28.044
41	3:24.566	2:28.415
74	3:23.783	2:36.937
13	3:26.023	2:37.996
7	3:29.936	2:42.309
29	3:30.071	2:45.177
19	3:29.908	2:45.399
88	3:28.213	2:45.956
111	3:27.636	2:47.109
50	3:28.209	2:48.298
32	3:40.412	2:51.642
16	3:30.737	2:53.770
12	3:31.286	2:56.794

Lap 8

Nr	Lap Time	Gap
14	3:01.010	
89	3:02.808	13.605
170	3:06.799	41.916
3	3:08.135	53.547
25	3:09.444	1:09.965
165	3:09.183	1:10.098
75	3:10.545	1:13.274
80	3:25.932	1:26.292
59	3:24.494	1:37.869
192	3:19.869	2:11.045
33	3:20.908	2:31.713
27	3:25.339	2:51.334
54	3:28.571	2:55.605
74	3:20.774	2:56.701
13	3:22.649	2:59.635
41	3:32.845	3:00.250

Lap 9

Nr	Lap Time	Gap
14	3:03.233	
88	3:26.321	1 Lap
111	3:30.540	1 Lap
29	3:41.021	1 Lap
19	3:43.014	1 Lap
12	3:32.544	1 Lap
50	3:41.118	1 Lap
89	3:15.451	25.823
16	3:37.310	1 Lap
170	3:16.902	55.585
3	3:17.130	1:07.444
25	3:10.369	1:17.101
165	3:10.579	1:17.444
75	3:10.209	1:20.250
32	4:48.242	1 Lap
7	4:57.660	1 Lap
192	3:19.158	2:26.970
80	4:23.698	2:46.757
33	3:21.306	2:49.786
59	4:21.208	2:55.844

Lap 10

Nr	Lap Time	Gap
14	3:09.364	
27	3:22.996	1 Lap
13	3:23.340	1 Lap
74	3:31.981	1 Lap
54	3:34.338	1 Lap
88	3:27.736	1 Lap
111	3:31.947	1 Lap
12	3:38.311	1 Lap
25	3:16.652	1:24.389
165	3:17.928	1:26.008
75	3:18.527	1:29.413
41	4:48.094	1 Lap
89	4:29.468	1:45.927
7	3:23.147	1 Lap
19	4:44.371	1 Lap
50	4:48.310	1 Lap
32	3:39.134	1 Lap
170	4:25.722	2:11.943
3	4:23.706	2:21.786
29	5:11.708	1 Lap
16	5:10.884	1 Lap
192	3:24.633	2:42.239
80	3:09.166	2:46.559
59	3:12.361	2:58.841
33	3:27.837	3:08.259
27	3:31.133	3:32.866
13	3:30.765	3:41.143
88	3:38.511	4:04.917

Lap 11

GRAF VON FABER-CASTELL

GRID 3
FIA Masters Historic Sports Car



FIA Masters Historic Sports Car Champions
SPA SIX HOURS
Race

Analysis by lap

Lapped

Nr	Lap Time	Gap
14	4:14.420	
111	3:38.699	1 Lap
74	4:36.782	1 Lap
89	3:08.689	40.196
41	3:24.100	1 Lap
54	4:53.750	1 Lap
7	3:23.497	1 Lap
19	3:18.624	1 Lap
170	3:07.360	1:04.883
3	3:03.865	1:11.231
50	3:26.831	1 Lap
32	3:38.469	1 Lap
12	4:51.861	1 Lap
25	4:22.246	1:32.215
29	3:25.978	1 Lap
165	4:28.193	1:39.781
80	3:10.052	1:42.191
75	4:30.014	1:45.007
59	3:11.968	1:56.389
16	3:46.385	1 Lap

Lap 12

Nr	Lap Time	Gap
14	3:01.589	
192	4:35.807	1 Lap
33	4:34.996	1 Lap
89	3:07.891	46.498
27	4:39.077	1 Lap
74	3:20.767	1 Lap
41	3:18.629	1 Lap
13	4:39.565	1 Lap
170	3:07.772	1:11.066
3	3:02.678	1:12.320
7	3:24.719	1 Lap
19	3:20.280	1 Lap
54	3:30.698	1 Lap
88	4:46.828	1 Lap
50	3:25.807	1 Lap
25	3:11.135	1:41.761
165	3:09.622	1:47.814
80	3:11.506	1:52.108
75	3:11.043	1:54.461
32	3:30.702	1 Lap
29	3:26.827	1 Lap
12	3:33.367	1 Lap
59	3:10.336	2:05.136
16	3:40.899	1 Lap
111	5:56.560	1 Lap

Lap 13

Nr	Lap Time	Gap
14	3:00.807	
192	3:18.431	1 Lap
33	3:22.187	1 Lap
89	3:07.704	53.395
3	3:04.724	1:16.237
170	3:06.080	1:16.339
74	3:23.349	1 Lap
27	3:26.187	1 Lap
41	3:20.194	1 Lap
13	3:20.502	1 Lap
19	3:18.010	1 Lap
7	3:20.616	1 Lap
25	3:10.023	1:50.977
54	3:27.135	1 Lap
165	3:06.569	1:53.576
88	3:23.630	1 Lap
80	3:10.394	2:01.695
75	3:08.200	2:01.854
50	3:25.873	1 Lap
59	3:12.958	2:17.287
32	3:30.748	1 Lap
29	3:28.812	1 Lap
12	3:28.967	1 Lap

Lap 14

Nr	Lap Time	Gap
14	3:01.220	
16	3:41.286	2 Laps
192	3:19.972	1 Lap
111	3:57.795	2 Laps
89	3:07.019	59.194
33	3:18.739	1 Lap
3	3:01.196	1:16.213
170	3:04.883	1:20.002
41	3:17.016	1 Lap
74	3:21.316	1 Lap
13	3:18.714	1 Lap
27	3:25.407	1 Lap
19	3:17.766	1 Lap
25	3:09.237	1:58.994
165	3:07.400	1:59.756
7	3:19.863	1 Lap
75	3:07.351	2:07.985
80	3:12.146	2:12.621
54	3:26.689	1 Lap
88	3:25.062	1 Lap
59	3:08.436	2:24.503
50	3:23.053	1 Lap
29	3:24.915	1 Lap
32	3:30.592	1 Lap
12	3:28.641	1 Lap

Lap 15

Nr	Lap Time	Gap
14	3:01.385	
192	3:18.640	1 Lap
16	3:40.549	2 Laps
89	3:07.026	1:04.835
3	3:00.059	1:14.887
170	3:06.135	1:24.752
33	3:21.441	1 Lap
111	3:57.005	2 Laps
41	3:17.679	1 Lap
74	3:19.696	1 Lap
165	3:05.511	2:03.882
25	3:07.618	2:05.227
19	3:18.733	1 Lap
75	3:09.265	2:15.865
7	3:23.216	1 Lap
27	3:41.172	1 Lap
80	3:14.087	2:25.323
59	3:10.549	2:33.667
54	3:27.120	1 Lap
88	3:23.087	1 Lap
50	3:22.694	1 Lap

Lap 16

Nr	Lap Time	Gap
14	3:09.001	
29	3:28.665	2 Laps
12	3:27.951	2 Laps
32	3:31.729	2 Laps
89	3:07.233	1:03.067
13	5:33.455	2 Laps
192	3:19.403	1 Lap
3	3:00.394	1:06.280
170	3:09.105	1:24.856
16	3:42.758	2 Laps
33	3:18.541	1 Lap
165	3:05.079	1:59.960
41	3:18.123	1 Lap
25	3:06.870	2:03.096
74	3:23.771	1 Lap
75	3:08.722	2:15.586
19	3:18.861	1 Lap
80	3:09.702	2:26.024
59	3:07.048	2:31.714
7	3:22.714	1 Lap
111	3:58.335	2 Laps
88	3:21.562	1 Lap
54	3:24.209	1 Lap
50	3:21.561	1 Lap

Lap 17

Nr	Lap Time	Gap
14	3:02.377	
27	3:47.729	2 Laps
29	3:27.144	2 Laps
12	3:31.702	2 Laps
32	3:30.398	2 Laps
3	3:00.356	1:04.259
89	3:06.453	1:07.143
192	3:18.112	1 Lap
13	3:22.739	2 Laps
170	3:07.805	1:30.284
33	3:26.586	1 Lap
165	3:05.194	2:02.777
25	3:06.146	2:06.865
16	3:40.465	2 Laps
41	3:18.718	1 Lap
75	3:07.921	2:21.130
74	3:23.219	1 Lap
80	3:12.045	2:35.692
59	3:08.487	2:37.824
19	3:18.606	1 Lap
7	3:20.597	1 Lap

Lap 18

Nr	Lap Time	Gap
14	3:03.581	
88	3:23.123	2 Laps
54	3:25.920	2 Laps
50	3:23.472	2 Laps
27	3:23.747	2 Laps
111	3:56.565	3 Laps
29	3:27.417	2 Laps
3	3:02.898	1:03.576
89	3:06.020	1:09.582
12	3:30.774	2 Laps
32	3:29.943	2 Laps
170	3:07.904	1:34.607
192	3:17.266	1 Lap
13	3:23.141	2 Laps
165	3:06.767	2:05.963
25	3:07.508	2:10.792
75	3:10.007	2:27.556
41	3:18.339	1 Lap
59	3:08.781	2:43.024
33	3:48.020	1 Lap
80	3:12.454	2:44.565
16	3:40.057	2 Laps
74	3:20.613	1 Lap
19	3:18.261	1 Lap

Lap 19

Nr	Lap Time	Gap
14	3:02.575	
7	3:20.578	2 Laps
88	3:27.494	2 Laps
50	3:22.297	2 Laps
27	3:20.906	2 Laps
54	3:28.111	2 Laps
3	3:03.477	1:04.478
89	3:05.425	1:12.432
111	3:53.040	3 Laps
29	3:30.319	2 Laps
32	3:28.179	2 Laps
170	3:10.710	1:42.742
192	3:18.662	1 Lap
13	3:23.849	2 Laps
165	3:06.924	2:10.312
25	3:06.084	2:14.301
75	3:07.459	2:32.440
59	3:08.804	2:49.253
41	3:18.998	1 Lap
80	3:11.791	2:53.781
19	3:17.378	1 Lap

Lap 20

Nr	Lap Time	Gap
14	3:08.829	
74	3:21.805	2 Laps
16	3:37.205	3 Laps
33	3:46.734	2 Laps
7	3:21.436	2 Laps
50	3:21.689	2 Laps
27	3:21.558	2 Laps
88	3:28.776	2 Laps
54	3:24.709	2 Laps
3	3:04.895	1:00.544
89	3:07.123	1:10.726
170	3:14.623	1:48.536
29	3:30.414	2 Laps
192	3:18.805	1 Lap
32	3:31.517	2 Laps
111	3:56.492	3 Laps
165	3:06.541	2:08.024
25	3:05.652	2:11.124
13	3:25.651	2 Laps
75	3:09.144	2:32.755
59	3:07.327	2:47.751
80	3:11.640	2:56.592
41	3:18.786	1 Lap
19	3:29.704	1 Lap

GRAF VON FABER-CASTELL

GRID 3
FIA Masters Historic Sports Car



FIA Masters Historic Sports Car Champions
SPA SIX HOURS
Race

Pit Stop Analysis

Nr.	In Time	In Driver	Out Time	Out Driver	Pit Time	T. Pit Time
3 LOLA T70 MK3B						›driguez 1
1	14:37:55.637	J. WRIGHT	14:39:27.836	J. WRIGHT	1:32.199	1:32.199
7 CHEVRON B16						Siffert 1
1	14:33:26.603	S. HODGES	14:35:32.317	S. HODGES	2:05.714	2:05.714
12 LOLA T212						Marko 1
1	14:40:51.593	P. ALLEN	14:42:25.112	P. ALLEN	1:33.519	1:33.519
13 CHEVRON B8						ıvitation 3
1	14:43:38.982	G. WILSON	14:45:12.096	G. WILSON	1:33.114	1:33.114
14 LOLA T70 Mk3B						›driguez 1
1	14:39:57.576	O. BRYANT	14:41:25.714	O. BRYANT	1:28.138	1:28.138
16 COOPER Monaco T61M						ıvitation 2
1	14:37:15.389	C. JOLLY	14:38:55.441	C. JOLLY	1:40.052	1:40.052
19 CHEVRON B8						Bonnier 1
1	14:37:10.643	A. OWEN	14:38:47.980	A. OWEN	1:37.337	1:37.337
25 LOLA T290						mmelen 1
1	14:07:45.637	M. GANS	14:08:23.850	M. GANS	38.213	38.213
2	14:41:22.298	M. GANS	14:42:48.461	M. GANS	1:26.163	2:04.376
27 CHEVRON B16						Siffert 1
1	14:43:30.051	J. SHELDON	14:44:58.379	J. SHELDON	1:28.328	1:28.328
2	14:58:38.478	J. SHELDON	14:59:23.963	J. SHELDON	45.485	2:13.813
32 CHEVRON B8						Bonnier 1
1	14:33:34.793	C. ALLISON	14:35:05.625	C. ALLISON	1:30.832	1:30.832
2	14:42:01.545	C. ALLISON	14:42:26.896	C. ALLISON	25.351	1:56.183
33 PORSCHE 911 RSR						ɜscarolo 1
1	14:43:05.897	M. BATES	14:44:35.020	M. BATES	1:29.123	1:29.123
41 CHEVRON B8						Bonnier 1
1	14:36:44.823	T. BECHTOLSHEIMER	14:38:18.536	T. BECHTOLSHEIMER	1:33.713	1:33.713
50 DAREN Mk2						Marko 1
1	14:37:11.809	G. KJALLGREN	14:38:49.779	G. KJALLGREN	1:37.970	1:37.970
54 MCLAREN M1B						Hulme 2
1	14:40:14.228	C. DRAKE	14:41:49.714	C. DRAKE	1:35.486	1:35.486
59 LOLA T70 MK3B						›driguez 1
1	14:35:22.438	R. BEEBEE	14:36:42.790	R. BEEBEE	1:20.352	1:20.352
74 PORSCHE 911 RSR						ɜscarolo 1
1	14:40:12.778	J. BATES	14:41:44.430	J. BATES	1:31.652	1:31.652
75 LOLA T70 MK3B						ıvitation 3
1	14:41:26.618	E. MESTDAGH	14:43:01.319	E. MESTDAGH	1:34.701	1:34.701
80 CHEVRON B19						Marko 1
1	14:35:09.115	H. FLETCHEI	14:36:39.566	H. FLETCHEI	1:30.451	1:30.451
88 MCLAREN M1 B						Hulme 2
1	14:44:01.129	R. MCALPINI	14:45:37.484	R. MCALPINI	1:36.355	1:36.355
89 MCLAREN M6B						›driguez 1
1	14:37:12.883	A. BANKS	14:38:48.538	A. BANKS	1:35.655	1:35.655
140 LOLA T212						Marko 1
1	14:07:45.637	G. GOMES	14:14:56.162	G. GOMES	7:10.525	7:10.525
165 LOLA T292						mmelen 1
1	14:41:23.547	D. FERRAO	14:42:56.555	D. FERRAO	1:33.008	1:33.008
170 LOLA T70 MK3						›driguez 1
1	14:37:43.699	P. MACEDO SILVA	14:39:13.052	P. MACEDO SILVA	1:29.353	1:29.353
192 CHEVRON B8						Bonnier 1
1	14:42:38.920	J. THOMAS	14:44:09.094	J. THOMAS	1:30.174	1:30.174

SEPTEMBER 25, 26, 27, 28, 29 • 2019

GRAF VON FABER-CASTELL

GRID 3

FIA Masters Historic Sports Car

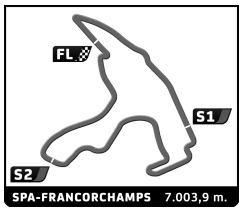

FIA Masters Historic Sports Car Champions

SPA SIX HOURS

Race

Analysis

Personal Best | Session Best | B Crossing the finish line in pit lane

3 — LOLA T70 MK3B

1.Jason WRIGHT
2.Andy WOLFE
Rodriguez

Lap	D	Time	Sector 1	Sector 2	Sector 3	Kph	Elapsed
1	1	4:04.105	1:09.845	1:45.529	1:08.731	101.5	4:04.105
2	1	4:00.182	1:09.655	1:42.898	1:07.629	105.0	8:04.287
3	1	3:09.471	50.562	1:30.400	48.509	133.1	11:13.758
4	1	3:09.741	49.703	1:31.877	48.161	132.9	14:23.499
5	1	3:09.077	49.490	1:30.862	48.725	133.4	17:32.576
6	1	3:08.584	49.600	1:31.062	47.922	133.7	20:41.160
7	1	3:09.200	49.380	1:31.672	48.148	133.3	23:50.360
8	1	3:08.135	49.212	1:30.964	47.959	134.0	26:58.495
9	1	3:17.130 B	49.868	1:32.029	55.233	127.9	30:15.625
10	1	4:23.706	2:06.801	1:29.082	47.823	95.6	34:39.331
11	1	3:03.865	48.750	1:29.158	45.957	137.1	37:43.196
12	1	3:02.678	47.982	1:28.943	45.753	138.0	40:45.874
13	1	3:04.724	47.920	1:29.092	47.712	136.5	43:50.598
14	1	3:01.196	47.814	1:27.535	45.847	139.2	46:51.794
15	1	3:00.059	47.318	1:27.279	45.462	140.0	49:51.853
16	1	3:00.394	46.957	1:27.312	46.125	139.8	52:52.247
17	1	3:00.356	47.354	1:27.396	45.606	139.8	55:52.603
18	1	3:02.898	47.936	1:28.423	46.539	137.9	58:55.501
19	1	3:03.477	48.746	1:28.420	46.311	137.4	1:01:58.978
20	1	3:04.895	48.184	1:29.843	46.868	136.4	1:05:03.873

7 — CHEVRON B16

1.Steve HODGES
Siffert

Lap	D	Time	Sector 1	Sector 2	Sector 3	Kph	Elapsed
1	1	4:25.318	1:38.252	1:44.997	1:02.069	93.4	4:25.318
2	1	3:58.260	1:10.503	1:44.805	1:02.952	105.8	8:23.578
3	1	3:33.030	58.690	1:40.264	54.076	118.4	11:56.608
4	1	3:26.616	56.819	1:36.367	53.430	122.0	15:23.224
5	1	3:26.752	55.387	1:37.578	53.787	122.0	18:49.976
6	1	3:26.335	54.911	1:37.613	53.811	122.2	22:16.311
7	1	3:29.936 B	55.555	1:34.576	59.805	120.1	25:46.247
8	1	4:57.660	2:28.477	1:35.470	53.713	84.7	30:43.907
9	1	3:23.147	54.932	1:35.860	52.355	124.1	34:07.054
10	1	3:23.497	54.875	1:36.172	52.450	123.9	37:30.551
11	1	3:24.719	54.480	1:37.896	52.343	123.2	40:55.270
12	1	3:20.616	53.966	1:35.824	50.826	125.7	44:15.886
13	1	3:19.863	53.544	1:34.514	51.805	126.2	47:35.749
14	1	3:23.216	55.994	1:35.490	51.732	124.1	50:58.965
15	1	3:22.714	55.096	1:35.901	51.717	124.4	54:21.679
16	1	3:20.597	53.841	1:35.601	51.155	125.7	57:42.276
17	1	3:20.578	54.607	1:34.692	51.279	125.7	1:01:02.854
18	1	3:21.436	54.455	1:35.352	51.629	125.2	1:04:24.290

12 — LOLA T212

1.Paul ALLEN
Marko

Lap	D	Time	Sector 1	Sector 2	Sector 3	Kph	Elapsed
1	1	4:26.503	1:40.192	1:45.435	1:00.876	93.0	4:26.503
2	1	4:00.078	1:11.020	1:45.441	1:03.617	105.0	8:26.581
3	1	3:34.524	1:01.042	1:38.227	55.255	117.5	12:01.105
4	1	3:30.259	58.222	1:37.033	55.004	119.9	15:31.364
5	1	3:29.535	58.575	1:36.559	54.401	120.3	19:00.899
6	1	3:28.547	58.328	1:36.556	53.663	120.9	22:29.446
7	1	3:31.286	59.449	1:36.781	55.056	119.3	26:00.732
8	1	3:32.544	58.162	1:39.638	54.744	118.6	29:33.276
9	1	3:38.311 B	57.582	1:36.626	1:04.103	115.5	33:11.587
10	1	4:51.861	2:18.677	1:37.257	55.927	86.4	38:03.448
11	1	3:33.367	58.670	1:40.404	54.293	118.2	41:36.815
12	1	3:28.967	57.114	1:36.630	55.223	120.7	45:05.782
13	1	3:28.641	56.197	1:38.376	54.068	120.8	48:34.423
14	1	3:27.951	57.348	1:37.100	53.503	121.3	52:02.374
15	1	3:31.702	58.502	1:38.579	54.621	119.1	55:34.076
16	1	3:30.774	57.109	1:35.505	58.160	119.6	59:04.850

13 — CHEVRON B8

1.Graham WILSON
Invitation

Lap	D	Time	Sector 1	Sector 2	Sector 3	Kph	Elapsed
1	1	4:24.649	1:37.182	1:45.510	1:01.957	93.6	4:24.649
2	1	3:58.353	1:10.033	1:45.278	1:03.042	105.8	8:23.002
3	1	3:33.103	57.907	1:41.192	54.004	118.3	11:56.105
4	1	3:25.979	55.326	1:37.743	52.910	122.4	15:22.084
5	1	3:27.449	55.697	1:37.975	53.777	121.5	18:49.533
6	1	3:26.378	56.022	1:38.395	51.961	122.2	22:15.911
7	1	3:26.023	57.516	1:36.278	52.229	122.4	25:41.934
8	1	3:22.649	54.149	1:36.637	51.863	124.4	29:04.583
9	1	3:23.340	53.647	1:35.786	53.907	124.0	32:27.923
10	1	3:30.765 B	56.424	1:35.424	58.917	119.6	35:58.688
11	1	4:39.565	2:13.692	1:35.203	50.670	90.2	40:38.253
12	1	3:20.502	52.774	1:36.425	51.303	125.8	43:58.755
13	1	3:18.714	53.780	1:34.038	50.896	126.9	47:17.469
14	1	5:33.455	3:04.067	1:35.918	53.470	75.6	52:50.924
15	1	3:22.739	56.276	1:35.796	50.667	124.4	56:13.663
16	1	3:23.141	54.877	1:36.720	51.544	124.1	59:36.804
17	1	3:23.849	55.206	1:37.198	51.445	123.7	1:03:00.653
18	1	3:25.651	55.906	1:37.736	52.009	122.6	1:06:26.304

14 — LOLA T70 Mk3B

1.Oliver BRYANT
Rodriguez

Lap	D	Time	Sector 1	Sector 2	Sector 3	Kph	Elapsed
1	1	4:03.439	1:08.754	1:45.927	1:08.758	101.8	4:03.439
2	1	3:59.863	1:09.553	1:43.140	1:07.170	105.1	8:03.302
3	1	3:00.465	48.325	1:26.342	45.798	139.7	11:03.767
4	1	3:00.471	47.713	1:26.861	45.897	139.7	14:04.238
5	1	2:59.942	47.028	1:27.239	45.675	140.1	17:04.180
6	1	2:59.905	47.203	1:26.559	46.143	140.2	20:04.085
7	1	2:59.853	47.365	1:27.008	45.480	140.2	23:03.938
8	1	3:01.010	47.932	1:27.287	45.791	139.3	26:04.948
9	1	3:03.233	47.931	1:29.107	46.195	137.6	29:08.181
10	1	3:09.364 B	48.102	1:27.847	53.415	133.2	32:17.545
11	1	4:14.420	2:01.708	1:26.943	45.769	99.1	36:31.965
12	1	3:01.589	47.447	1:27.412	46.730	138.9	39:33.554
13	1	3:00.807	47.550	1:27.631	45.626	139.5	42:34.361
14	1	3:01.220	47.384	1:27.849	45.987	139.1	45:35.581
15	1	3:01.385	47.597	1:27.715	46.073	139.0	48:36.966
16	1	3:09.001	54.141	1:28.030	46.830	133.4	51:45.967
17	1	3:02.377	47.749	1:28.184	46.444	138.3	54:48.344
18	1	3:03.581	48.666	1:28.580	46.335	137.3	57:51.925
19	1	3:02.575	47.671	1:28.335	46.569	138.1	1:00:54.500
20	1	3:08.829	49.200	1:30.955	48.674	133.5	1:04:03.329

16 — COOPER Monaco T61M

1.Chris JOLLY
2.Steve FARTHING
Invitation

Lap	D	Time	Sector 1	Sector 2	Sector 3	Kph	Elapsed
1	1	4:17.574	1:26.292	1:44.541	1:06.741	96.2	4:17.574
2	1	3:58.359	1:09.145	1:44.476	1:04.738	105.8	8:15.933
3	1	3:32.278	58.236	1:39.394	54.648	118.8	11:48.211
4	1	3:32.665	56.803	1:41.624	54.238	118.6	15:20.876

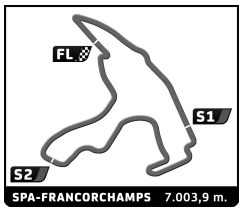

FIA Masters Historic Sports Car Champions

SPA SIX HOURS

Race

Analysis

Personal Best | Session Best | B Crossing the finish line in pit lane

Lap	D	Time	Sector 1	Sector 2	Sector 3	Kph	Elapsed
5	1	3:30.957	55.529	1:41.426	54.002	119.5	18:51.833
6	1	3:35.138	56.556	1:44.506	54.076	117.2	22:26.971
7	1	3:30.737	56.642	1:40.411	53.684	119.6	25:57.708
8	1	3:37.310 B	55.721	1:41.140	1:00.449	116.0	29:35.018
9	1	5:10.884	2:24.162	1:47.566	59.156	81.1	34:45.902
10	1	3:46.385	1:01.048	1:47.181	58.156	111.4	38:32.287
11	1	3:40.899	59.174	1:44.650	57.075	114.1	42:13.186
12	1	3:41.286	58.513	1:45.553	57.220	113.9	45:54.472
13	1	3:40.549	58.486	1:44.849	57.214	114.3	49:35.021
14	1	3:42.758	1:00.716	1:45.736	56.306	113.2	53:17.779
15	1	3:40.465	58.844	1:45.075	56.546	114.4	56:58.244
16	1	3:40.057	58.582	1:45.388	56.087	114.6	1:00:38.301
17	1	3:37.205	58.100	1:43.884	55.221	116.1	1:04:15.506

17 — 1.Lukas HALUSA, 2.Niklas HALUSA — ALFA ROMEO 33TT3 Rodriguez

Lap	D	Time	Sector 1	Sector 2	Sector 3	Kph	Elapsed
1	1	4:12.218	1:22.221	1:43.200	1:06.797	98.2	4:12.218
2	1	3:59.453	1:10.033	1:40.947	1:08.473	105.3	8:11.671
3	1	3:17.740	55.291	1:32.281	50.168	127.5	11:29.411
4	1	3:15.103	53.275	1:31.582	50.246	129.2	14:44.514
5	1	3:17.925	53.097	1:33.659	51.169	127.4	18:02.439
6	1	3:18.109	53.031	1:34.052	51.026	127.3	21:20.548

19 — 1.Andrew OWEN, 2.Nick PADMORE — CHEVRON B8 Bonnier

Lap	D	Time	Sector 1	Sector 2	Sector 3	Kph	Elapsed
1	1	4:14.593	1:23.825	1:44.892	1:05.876	97.3	4:14.593
2	1	3:58.672	1:09.981	1:44.114	1:04.577	105.6	8:13.265
3	1	3:33.015	57.462	1:40.486	55.067	118.4	11:46.280
4	1	3:31.565	57.452	1:40.391	53.722	119.2	15:17.845
5	1	3:31.284	56.623	1:40.912	53.749	119.3	18:49.129
6	1	3:30.300	56.368	1:39.971	53.961	119.9	22:19.429
7	1	3:29.908	57.059	1:38.839	54.010	120.1	25:49.337
8	1	3:43.014 B	55.993	1:41.376	1:05.645	113.1	29:32.351
9	1	4:44.371	2:15.301	1:37.668	51.402	88.7	34:16.722
10	1	3:18.624	53.128	1:34.925	50.571	126.9	37:35.346
11	1	3:20.280	53.250	1:36.120	50.910	125.9	40:55.626
12	1	3:18.010	53.022	1:34.935	50.053	127.3	44:13.636
13	1	3:17.766	52.301	1:35.009	50.456	127.5	47:31.402
14	1	3:18.733	52.101	1:36.005	50.627	126.9	50:50.135
15	1	3:18.861	52.299	1:36.247	50.315	126.8	54:08.996
16	1	3:18.606	52.127	1:36.121	50.358	127.0	57:27.602
17	1	3:18.261	52.272	1:35.900	50.089	127.2	1:00:45.863
18	1	3:17.378	52.506	1:34.812	50.060	127.7	1:04:03.241
19	1	3:29.704	56.737	1:39.110	53.857	120.2	1:07:32.945

25 — 1.Michael GANS — LOLA T290 Stommelen

Lap	D	Time	Sector 1	Sector 2	Sector 3	Kph	Elapsed
1	1	4:04.621 B	1:11.547	1:44.488	1:08.586	101.3	4:04.621
2	1	4:00.773	1:09.781	1:42.924	1:08.068	104.7	8:05.394
3	1	3:14.263	53.045	1:31.656	49.562	129.8	11:19.657
4	1	3:12.525	51.795	1:31.376	49.354	131.0	14:32.182
5	1	3:10.558	51.661	1:30.583	48.314	132.3	17:42.740
6	1	3:10.886	50.928	1:30.987	48.971	132.1	20:53.626
7	1	3:11.843	52.135	1:31.126	48.582	131.4	24:05.469
8	1	3:09.444	51.082	1:30.112	48.250	133.1	27:14.913
9	1	3:10.369	51.156	1:31.038	48.175	132.4	30:25.282
10	1	3:16.652 B	51.448	1:31.074	54.130	128.2	33:41.934
11	1	4:22.246	2:03.830	1:30.039	48.377	96.1	38:04.180
12	1	3:11.135	51.816	1:30.622	48.697	131.9	41:15.315
13	1	3:10.023	51.205	1:30.896	47.922	132.7	44:25.338
14	1	3:09.237	50.952	1:30.042	48.243	133.2	47:34.575
15	1	3:07.618	50.514	1:29.851	47.253	134.4	50:42.193
16	1	3:06.870	50.241	1:29.218	47.411	134.9	53:49.063
17	1	3:06.146	50.193	1:27.918	48.035	135.5	56:55.209
18	1	3:07.508	51.592	1:28.683	47.233	134.5	1:00:02.717
19	1	3:06.084	50.363	1:28.111	47.610	135.5	1:03:08.801
20	1	3:05.652	50.403	1:28.443	46.806	135.8	1:06:14.453

27 — 1.John SHELDON — CHEVRON B16 Siffert

Lap	D	Time	Sector 1	Sector 2	Sector 3	Kph	Elapsed
1	1	4:19.128	1:28.270	1:43.916	1:06.942	95.6	4:19.128
2	1	3:57.328	1:09.406	1:43.657	1:04.265	106.2	8:16.456
3	1	3:24.523	56.130	1:35.997	52.396	123.3	11:40.979
4	1	3:26.013	55.633	1:37.217	53.163	122.4	15:06.992
5	1	3:29.368	59.149	1:37.457	52.762	120.4	18:36.360
6	1	3:26.686	56.139	1:37.516	53.031	122.0	22:03.046
7	1	3:27.897	56.718	1:38.233	52.946	121.3	25:30.943
8	1	3:25.339	55.625	1:37.089	52.625	122.8	28:56.282
9	1	3:22.996	55.034	1:35.941	52.021	124.2	32:19.278
10	1	3:31.133 B	54.795	1:35.603	1:00.735	119.4	35:50.411
11	1	4:39.077	2:09.611	1:37.451	52.015	90.3	40:29.488
12	1	3:26.187	54.784	1:36.676	54.727	122.3	43:55.675
13	1	3:25.407	57.928	1:35.371	52.108	122.8	47:21.082
14	1	3:41.172 B	58.465	1:37.999	1:04.708	114.0	51:02.254
15	1	3:47.729	1:21.881	1:33.759	52.089	110.7	54:49.983
16	1	3:23.747	55.383	1:34.959	53.405	123.8	58:13.730
17	1	3:20.906	54.395	1:35.095	51.416	125.5	1:01:34.636
18	1	3:21.558	55.074	1:35.297	51.187	125.1	1:04:56.194

29 — 1.Keith AHLERS, 2.James Billy BELLINGER — COOPER Monaco King Cobra Hulme

Lap	D	Time	Sector 1	Sector 2	Sector 3	Kph	Elapsed
1	1	4:16.611	1:25.997	1:44.276	1:06.338	96.5	4:16.611
2	1	3:58.464	1:09.707	1:44.216	1:04.541	105.7	8:15.075
3	1	3:32.192	56.459	1:41.068	54.665	118.8	11:47.267
4	1	3:31.568	56.862	1:40.793	53.913	119.2	15:18.835
5	1	3:29.676	54.972	1:40.677	54.027	120.3	18:48.511
6	1	3:30.533	55.912	1:40.902	53.719	119.8	22:19.044
7	1	3:30.071	56.478	1:38.966	54.627	120.0	25:49.115
8	1	3:41.021 B	54.867	1:40.967	1:05.187	114.1	29:30.136
9	1	5:11.708				80.9	34:41.844
10	1	3:25.978				122.4	38:07.822
11	1	3:26.827				121.9	41:34.649
12	1	3:28.812				120.8	45:03.461
13	1	3:24.915				123.0	48:28.376
14	1	3:28.665				120.8	51:57.041
15	1	3:27.144				121.7	55:24.185
16	1	3:27.417				121.6	58:51.602
17	1	3:30.319				119.9	1:02:21.921
18	1	3:30.414				119.8	1:05:52.335

32 — 1.Charles ALLISON — CHEVRON B8 Bonnier

Lap	D	Time	Sector 1	Sector 2	Sector 3	Kph	Elapsed
1	1	4:20.498	1:31.566	1:46.211	1:02.721	95.1	4:20.498
2	1	3:58.039	1:10.963	1:44.430	1:02.646	105.9	8:18.537

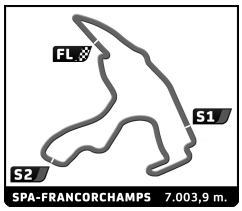

FIA Masters Historic Sports Car Champions
SPA SIX HOURS
Race
Analysis

Personal Best | Session Best | **B** Crossing the finish line in pit lane

Lap	D	Time	Sector 1	Sector 2	Sector 3	Kph	Elapsed
3	1	3:30.118	56.777	1:39.059	54.282	120.0	11:48.655
4	1	3:30.924	57.247	1:40.007	53.670	119.5	15:19.579
5	1	3:28.846	55.377	1:39.818	53.651	120.7	18:48.425
6	1	3:26.743	54.769	1:38.953	53.021	122.0	22:15.168
7	1	3:40.412 B	58.521	1:40.066	1:01.825	114.4	25:55.580
8	1	4:48.242	2:12.136	1:41.369	54.737	87.5	30:43.822
9	1	3:39.134 B	56.984	1:40.537	1:01.613	115.1	34:22.956
10	1	3:38.469	1:04.390	1:39.812	54.267	115.4	38:01.425
11	1	3:30.702	56.674	1:40.035	53.993	119.7	41:32.127
12	1	3:30.748	56.795	1:40.091	53.862	119.6	45:02.875
13	1	3:30.592	57.124	1:39.821	53.647	119.7	48:33.467
14	1	3:31.729	57.064	1:41.005	53.660	119.1	52:05.196
15	1	3:30.398	55.939	1:41.312	53.147	119.8	55:35.594
16	1	3:29.943	56.686	1:39.374	53.883	120.1	59:05.537
17	1	3:28.179	56.147	1:38.594	53.438	121.1	1:02:33.716
18	1	3:31.517	56.883	1:40.448	54.186	119.2	1:06:05.233

33 1.Mark BATES — PORSCHE 911 RSR, Pescarolo

Lap	D	Time	Sector 1	Sector 2	Sector 3	Kph	Elapsed
1	1	4:25.653	1:39.286	1:44.663	1:01.704	93.3	4:25.653
2	1	3:58.606	1:11.050	1:44.641	1:02.915	105.7	8:24.259
3	1	3:23.661	56.190	1:35.179	52.292	123.8	11:47.920
4	1	3:21.595	55.263	1:34.940	51.392	125.1	15:09.515
5	1	3:21.525	54.992	1:35.146	51.387	125.1	18:31.040
6	1	3:21.351	54.721	1:35.782	50.848	125.2	21:52.391
7	1	3:23.362	56.572	1:35.618	51.172	124.0	25:15.753
8	1	3:20.908	55.172	1:35.042	50.694	125.5	28:36.661
9	1	3:21.306	54.676	1:35.765	50.865	125.3	31:57.967
10	1	3:27.837 B	54.863	1:35.375	57.599	121.3	35:25.804
11	1	4:34.996	2:09.010	1:35.372	50.614	91.7	40:00.800
12	1	3:22.187	54.671	1:36.028	51.488	124.7	43:22.987
13	1	3:18.739	54.449	1:33.826	50.464	126.9	46:41.726
14	1	3:21.441	54.056	1:36.017	51.368	125.2	50:03.167
15	1	3:18.541	53.468	1:34.630	50.443	127.0	53:21.708
16	1	3:26.586	55.371	1:36.326	54.889	122.1	56:48.294
17	1	3:48.020	1:02.807	1:44.919	1:00.294	110.6	1:00:36.314
18	1	3:46.734	1:05.355	1:40.524	1:00.855	111.2	1:04:23.048

41 1.Till BECHTOLSHEIMER, 2.Damien FAULKNER — CHEVRON B8, Bonnier

Lap	D	Time	Sector 1	Sector 2	Sector 3	Kph	Elapsed
1	1	4:20.308	1:32.117	1:46.263	1:01.928	95.2	4:20.308
2	1	3:58.366	1:10.348	1:43.409	1:04.609	105.8	8:18.674
3	1	3:30.560	57.250	1:39.385	53.925	119.7	11:49.234
4	1	3:29.044	56.187	1:39.830	53.027	120.6	15:18.278
5	1	3:25.115	55.413	1:37.758	51.944	122.9	18:43.393
6	1	3:24.394	55.258	1:37.556	51.580	123.4	22:07.787
7	1	3:24.566	55.885	1:36.476	52.205	123.3	25:32.353
8	1	3:32.845 B	55.477	1:37.199	1:00.169	118.5	29:05.198
9	1	4:48.094	2:17.213	1:37.860	53.021	87.5	33:53.292
10	1	3:24.100	55.110	1:36.709	52.281	123.5	37:17.392
11	1	3:18.629	54.481	1:34.237	49.911	126.9	40:36.021
12	1	3:20.194	53.626	1:34.832	51.736	125.9	43:56.215
13	1	3:17.016	53.590	1:33.512	49.914	128.0	47:13.231
14	1	3:17.679	53.425	1:34.360	49.894	127.6	50:30.910
15	1	3:18.123	53.315	1:34.431	50.377	127.3	53:49.033
16	1	3:18.718	54.070	1:34.530	50.118	126.9	57:07.751
17	1	3:18.339	53.401	1:34.850	50.088	127.1	1:00:26.090
18	1	3:18.998	53.486	1:34.540	50.972	126.7	1:03:45.088
19	1	3:18.786	53.268	1:35.902	49.616	126.8	1:07:03.874

50 1.Georg KJALLGREN — DAREN Mk2, Marko

Lap	D	Time	Sector 1	Sector 2	Sector 3	Kph	Elapsed
1	1	4:23.586	1:35.796	1:45.470	1:02.320	94.0	4:23.586
2	1	3:58.437	1:10.166	1:45.350	1:02.921	105.7	8:22.023
3	1	3:33.066	58.472	1:41.072	53.522	118.3	11:55.089
4	1	3:30.505	55.891	1:40.766	53.848	119.8	15:25.594
5	1	3:30.637	57.170	1:39.343	54.124	119.7	18:56.231
6	1	3:27.796	56.250	1:39.121	52.425	121.3	22:24.027
7	1	3:28.209	56.644	1:38.437	53.128	121.1	25:52.236
8	1	3:41.118 B	55.540	1:40.254	1:05.324	114.0	29:33.354
9	1	4:48.310	2:18.704	1:37.741	51.865	87.5	34:21.664
10	1	3:26.831	54.887	1:38.666	53.278	121.9	37:48.495
11	1	3:25.807	55.540	1:38.123	52.144	122.5	41:14.302
12	1	3:25.873	54.896	1:37.480	53.497	122.5	44:40.175
13	1	3:23.053	54.287	1:36.526	52.240	124.2	48:03.228
14	1	3:22.694	54.859	1:36.275	51.560	124.4	51:25.922
15	1	3:21.561	53.989	1:35.868	51.704	125.1	54:47.483
16	1	3:23.472	54.930	1:36.757	51.785	123.9	58:10.955
17	1	3:22.297	53.936	1:36.645	51.716	124.6	1:01:33.252
18	1	3:21.689	53.505	1:36.200	51.984	125.0	1:04:54.941

54 1.Chris DRAKE, 2.Mark SHAW — MCLAREN M1B, Hulme

Lap	D	Time	Sector 1	Sector 2	Sector 3	Kph	Elapsed
1	1	4:15.582	1:25.208	1:44.267	1:06.107	96.9	4:15.582
2	1	3:58.385	1:09.852	1:43.926	1:04.607	105.8	8:13.967
3	1	3:31.051	56.269	1:41.633	53.149	119.5	11:45.018
4	1	3:28.394	55.188	1:40.256	52.950	121.0	15:13.412
5	1	3:24.549	54.182	1:38.167	52.200	123.3	18:37.961
6	1	3:26.481	55.193	1:38.190	53.098	122.1	22:04.442
7	1	3:27.540	54.805	1:38.450	54.285	121.5	25:31.982
8	1	3:28.571	54.855	1:40.451	53.265	120.9	29:00.553
9	1	3:34.338 B	54.357	1:38.329	1:01.652	117.6	32:34.891
10	1	4:53.750	2:17.860	1:41.582	54.308	85.8	37:28.641
11	1	3:30.698	55.400	1:42.040	53.258	119.7	40:59.339
12	1	3:27.135	55.297	1:38.364	53.474	121.7	44:26.474
13	1	3:26.689	55.073	1:38.837	52.779	122.0	47:53.163
14	1	3:27.120	55.487	1:39.425	52.208	121.7	51:20.283
15	1	3:24.209	53.636	1:37.434	53.139	123.5	54:44.492
16	1	3:25.920	53.996	1:38.097	53.827	122.4	58:10.412
17	1	3:28.111	55.767	1:39.256	53.088	121.2	1:01:38.523
18	1	3:24.709	53.817	1:38.624	52.268	123.2	1:05:03.232

59 1.Robert BEEBEE, 2.Joshua BEEBEE — LOLA T70 MK3B, Rodriguez

Lap	D	Time	Sector 1	Sector 2	Sector 3	Kph	Elapsed
1	1	4:13.060	1:23.170	1:42.673	1:07.217	97.9	4:13.060
2	1	3:59.240	1:09.999	1:40.988	1:08.253	105.4	8:12.300
3	1	3:14.282	52.181	1:32.256	49.845	129.8	11:26.582
4	1	3:12.195	51.089	1:31.180	49.926	131.2	14:38.777
5	1	3:12.592	51.250	1:31.538	49.804	130.9	17:51.369
6	1	3:13.824	51.229	1:32.596	49.999	130.1	21:05.193
7	1	3:13.130	50.418	1:31.913	50.799	130.6	24:18.323
8	1	3:24.494 B	50.592	1:33.603	1:00.299	123.3	27:42.817
9	1	4:21.208	1:58.270	1:32.336	50.602	96.5	32:04.025
10	1	3:12.361	52.058	1:31.119	49.184	131.1	35:16.386

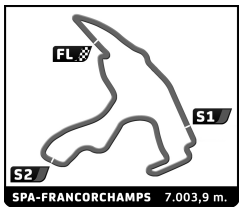

FIA Masters Historic Sports Car Champions
SPA SIX HOURS
Race
Analysis

Personal Best | Session Best | **B** Crossing the finish line in pit lane

Lap	D	Time	Sector 1	Sector 2	Sector 3	Kph	Elapsed
11	1	3:11.968	51.412	1:30.646	49.910	131.3	38:28.354
12	1	3:10.336	49.673	1:30.568	50.095	132.5	41:38.690
13	1	3:12.958	53.135	1:30.510	49.313	130.7	44:51.648
14	1	3:08.436	50.543	1:29.388	48.505	133.8	48:00.084
15	1	3:10.549	51.805	1:29.241	49.503	132.3	51:10.633
16	1	3:07.048	49.411	1:29.013	48.624	134.8	54:17.681
17	1	3:08.487	49.684	1:30.415	48.388	133.8	57:26.168
18	1	3:08.781	50.679	1:28.415	49.687	133.6	1:00:34.949
19	1	3:08.804	50.740	1:28.980	49.084	133.5	1:03:43.753
20	1	3:07.327	49.706	1:29.196	48.425	134.6	1:06:51.080

74 1.James BATES — PORSCHE 911 RSR, Pescarolo

Lap	D	Time	Sector 1	Sector 2	Sector 3	Kph	Elapsed
1	1	4:27.088	1:41.052	1:44.909	1:01.127	92.8	4:27.088
2	1	3:59.807	1:11.096	1:45.258	1:03.453	105.1	8:26.895
3	1	3:30.146	57.243	1:38.681	54.222	120.0	11:57.041
4	1	3:27.232	56.728	1:36.922	53.582	121.7	15:24.273
5	1	3:27.253	56.583	1:37.394	53.276	121.7	18:51.526
6	1	3:25.566	55.713	1:36.865	52.988	122.7	22:17.092
7	1	3:23.783	57.496	1:34.394	51.893	123.7	25:40.875
8	1	3:20.774	55.604	1:33.650	51.520	125.6	29:01.649
9	1	3:31.981 B	56.174	1:35.537	1:00.270	118.9	32:33.630
10	1	4:36.782	2:12.346	1:32.576	51.860	91.1	37:10.412
11	1	3:20.767	56.171	1:33.150	51.446	125.6	40:31.179
12	1	3:23.349	56.374	1:33.730	53.245	124.0	43:54.528
13	1	3:21.316	55.548	1:34.250	51.518	125.2	47:15.844
14	1	3:19.696	55.406	1:32.802	51.488	126.3	50:35.540
15	1	3:23.771	56.076	1:35.181	52.514	123.7	53:59.311
16	1	3:23.219	56.993	1:34.472	51.754	124.1	57:22.530
17	1	3:20.613	56.325	1:33.256	51.032	125.7	1:00:43.143
18	1	3:21.805	56.165	1:34.605	51.035	124.9	1:04:04.948

75 1.Eric MESTDAGH — LOLA T70 MK3B, Invitation

Lap	D	Time	Sector 1	Sector 2	Sector 3	Kph	Elapsed
1	1	4:09.820	1:21.215	1:39.476	1:09.129	99.2	4:09.820
2	1	3:59.966	1:11.057	1:41.282	1:07.627	105.1	8:09.786
3	1	3:15.261	53.683	1:31.974	49.604	129.1	11:25.047
4	1	3:12.432	51.494	1:31.219	49.719	131.0	14:37.479
5	1	3:11.426	51.661	1:31.214	48.551	131.7	17:48.905
6	1	3:09.306	50.219	1:30.269	48.818	133.2	20:58.211
7	1	3:09.466	50.666	1:30.482	48.318	133.1	24:07.677
8	1	3:10.545	50.805	1:31.102	48.638	132.3	27:18.222
9	1	3:10.209	50.455	1:31.285	48.469	132.6	30:28.431
10	1	3:18.527 B	50.915	1:30.552	57.060	127.0	33:46.958
11	1	4:30.014	2:11.473	1:30.606	47.935	93.4	38:16.972
12	1	3:11.043	50.817	1:31.585	48.641	132.0	41:28.015
13	1	3:08.200	49.849	1:29.849	48.502	134.0	44:36.215
14	1	3:07.351	50.231	1:29.268	47.852	134.6	47:43.566
15	1	3:09.265	51.056	1:29.842	48.367	133.2	50:52.831
16	1	3:08.722	49.789	1:30.754	48.179	133.6	54:01.553
17	1	3:07.921	49.999	1:29.857	48.065	134.2	57:09.474
18	1	3:10.007	50.491	1:30.703	48.813	132.7	1:00:19.481
19	1	3:07.459	50.251	1:29.810	47.398	134.5	1:03:26.940
20	1	3:09.144	50.359	1:29.935	48.850	133.3	1:06:36.084

80 1.Henry FLETCHER — CHEVRON B19, Marko

Lap	D	Time	Sector 1	Sector 2	Sector 3	Kph	Elapsed
1	1	4:06.142	1:13.742	1:43.783	1:08.617	100.7	4:06.142
2	1	4:01.056	1:10.123	1:42.136	1:08.797	104.6	8:07.198
3	1	3:13.413	52.934	1:30.703	49.776	130.4	11:20.611
4	1	3:09.997	51.842	1:29.465	48.690	132.7	14:30.608
5	1	3:09.972	51.480	1:29.562	48.930	132.7	17:40.580
6	1	3:12.398	51.918	1:31.261	49.219	131.1	20:52.978
7	1	3:12.330	52.414	1:30.657	49.259	131.1	24:05.308
8	1	3:25.932 B	54.117	1:31.009	1:00.806	122.4	27:31.240
9	1	4:23.698	2:05.797	1:29.644	48.257	95.6	31:54.938
10	1	3:09.166	51.299	1:29.260	48.607	133.3	35:04.104
11	1	3:10.052	51.721	1:29.946	48.385	132.7	38:14.156
12	1	3:11.506	51.626	1:31.761	48.119	131.7	41:25.662
13	1	3:10.394	50.995	1:29.926	49.473	132.4	44:36.056
14	1	3:12.146	52.390	1:31.317	48.439	131.2	47:48.202
15	1	3:14.087	54.176	1:31.063	48.848	129.9	51:02.289
16	1	3:09.702	51.492	1:29.702	48.508	132.9	54:11.991
17	1	3:12.045	51.229	1:32.327	48.489	131.3	57:24.036
18	1	3:12.454	52.928	1:30.109	49.417	131.0	1:00:36.490
19	1	3:11.791	51.796	1:30.994	49.001	131.5	1:03:48.281
20	1	3:11.640	51.294	1:31.452	48.894	131.6	1:06:59.921

88 1.Richard MCALPINE, 2.Chris KEEN — MCLAREN M1 B, Hulme

Lap	D	Time	Sector 1	Sector 2	Sector 3	Kph	Elapsed
1	1	4:23.272	1:34.291	1:45.423	1:03.558	94.1	4:23.272
2	1	3:57.811	1:09.588	1:44.201	1:04.022	106.0	8:21.083
3	1	3:32.341	57.990	1:39.724	54.627	118.7	11:53.424
4	1	3:29.561	55.322	1:39.244	54.995	120.3	15:22.985
5	1	3:32.072	56.280	1:40.794	54.998	118.9	18:55.057
6	1	3:26.624	54.227	1:38.840	53.557	122.0	22:21.681
7	1	3:28.213	56.426	1:37.837	53.950	121.1	25:49.894
8	1	3:26.321	54.768	1:38.913	52.640	122.2	29:16.215
9	1	3:27.736	55.487	1:38.529	53.720	121.4	32:43.951
10	1	3:38.511 B	54.498	1:38.683	1:05.330	115.4	36:22.462
11	1	4:46.828	2:16.958	1:37.411	52.459	87.9	41:09.290
12	1	3:23.630	52.953	1:37.793	52.884	123.8	44:32.920
13	1	3:25.062	54.977	1:37.593	52.492	123.0	47:57.982
14	1	3:23.087	53.453	1:37.543	52.091	124.2	51:21.069
15	1	3:21.562	54.490	1:36.202	50.870	125.1	54:42.631
16	1	3:23.123	53.040	1:37.596	52.487	124.1	58:05.754
17	1	3:27.494				121.5	1:01:33.248
18	1	3:28.776				120.8	1:05:02.024

89 1.Andrew BANKS, 2.Max BANKS — MCLAREN M6B, Rodriguez

Lap	D	Time	Sector 1	Sector 2	Sector 3	Kph	Elapsed
1	1	4:02.414	1:07.369	1:46.581	1:08.464	102.2	4:02.414
2	1	4:00.276	1:08.255	1:44.977	1:07.044	104.9	8:02.690
3	1	3:04.399	49.271	1:28.128	47.000	136.7	11:07.089
4	1	3:03.789	48.160	1:29.114	46.515	137.2	14:10.878
5	1	3:01.747	47.351	1:27.772	46.624	138.7	17:12.625
6	1	3:01.583	47.548	1:27.751	46.284	138.9	20:14.208
7	1	3:01.537	47.008	1:28.331	46.198	138.9	23:15.745
8	1	3:02.808	47.443	1:29.310	46.055	137.9	26:18.553
9	1	3:15.451 B	47.203	1:29.393	58.855	129.0	29:34.004
10	1	4:29.468	2:10.675	1:30.763	48.030	93.6	34:03.472
11	1	3:08.689	49.091	1:31.952	47.646	133.6	37:12.161
12	1	3:07.891	49.401	1:31.206	47.284	134.2	40:20.052
13	1	3:07.704	48.784	1:31.597	47.323	134.3	43:27.756

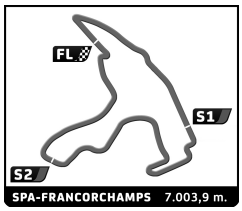

FIA Masters Historic Sports Car Champions

SPA SIX HOURS

Race

Analysis

Personal Best | Session Best | B Crossing the finish line in pit lane

Lap	D	Time	Sector 1	Sector 2	Sector 3	Kph	Elapsed
14	1	3:07.019	48.993	1:30.774	47.252	134.8	46:34.775
15	1	3:07.026	49.002	1:30.980	47.044	134.8	49:41.801
16	1	3:07.233	50.223	1:30.010	47.000	134.7	52:49.034
17	1	3:06.453	48.054	1:30.774	47.625	135.2	55:55.487
18	1	3:06.020	48.336	1:29.825	47.859	135.5	59:01.507
19	1	3:05.425	48.064	1:29.932	47.429	136.0	1:02:06.932
20	1	3:07.123	48.597	1:31.061	47.465	134.7	1:05:14.055

90 1.Gregory THORNTON — CHEVRON B8, Bonnier

Lap	D	Time	Sector 1	Sector 2	Sector 3	Kph	Elapsed
1	1	4:19.912	1:29.715	1:45.072	1:05.125	95.3	4:19.912
2	1	3:58.216	1:09.703	1:43.529	1:04.984	105.8	8:18.128
3	1	3:33.103	59.293	1:39.489	54.321	118.3	11:51.231
4	1	3:29.951	56.282	1:39.671	53.998	120.1	15:21.182
5	1	3:45.599 B	57.258	1:41.091	1:07.250	111.8	19:06.781

111 1.Pablo BRIONES, 2.Klaus HORN — PORSCHE 911 RSR, Pescarolo

Lap	D	Time	Sector 1	Sector 2	Sector 3	Kph	Elapsed
1	1	4:28.297	1:42.007	1:45.820	1:00.470	92.3	4:28.297
2	1	3:58.870	1:12.882	1:43.835	1:02.153	105.6	8:27.167
3	1	3:30.586	58.442	1:37.826	54.318	119.7	11:57.753
4	1	3:28.123	56.780	1:37.717	53.626	121.2	15:25.876
5	1	3:29.536	55.883	1:38.575	55.078	120.3	18:55.412
6	1	3:27.999	56.519	1:37.533	53.947	121.2	22:23.411
7	1	3:27.636	56.272	1:37.618	53.746	121.4	25:51.047
8	1	3:30.540	55.643	1:40.423	54.474	119.8	29:21.587
9	1	3:31.947	56.834	1:39.207	55.906	119.0	32:53.534
10	1	3:38.699 B	57.033	1:39.179	1:02.487	115.3	36:32.233
11	1	5:56.560	3:06.727	1:48.756	1:01.077	70.7	42:28.793
12	1	3:57.795	1:05.400	1:51.196	1:01.199	106.0	46:26.588
13	1	3:57.005	1:04.621	1:53.067	59.317	106.4	50:23.593
14	1	3:58.335	1:02.708	1:54.017	1:01.610	105.8	54:21.928
15	1	3:56.565	1:02.245	1:50.516	1:03.804	106.6	58:18.493
16	1	3:53.040	1:02.926	1:48.699	1:01.415	108.2	1:02:11.533
17	1	3:56.492	1:01.525	1:51.655	1:03.312	106.6	1:06:08.025

140 1.Goncalo GOMES, 2.James CLARIDGE — LOLA T212, Marko

Lap	D	Time	Sector 1	Sector 2	Sector 3	Kph	Elapsed
1	1	10:25.812	7:59.115	1:34.124	52.573	39.6	10:25.812
2	1	3:22.376	53.533	1:35.718	53.125	124.6	13:48.188
3	1	3:40.920 B	57.033	1:38.288	1:05.599	114.1	17:29.108

165 1.Diogo FERRAO, 2.Manfredo ROSSI DI MON' — LOLA T292, Stommelen

Lap	D	Time	Sector 1	Sector 2	Sector 3	Kph	Elapsed
1	1	4:07.660	1:19.190	1:40.259	1:08.211	100.0	4:07.660
2	1	4:01.070	1:11.442	1:40.522	1:09.106	104.6	8:08.730
3	1	3:12.784	52.770	1:30.592	49.422	130.8	11:21.514
4	1	3:10.940	51.600	1:30.428	48.912	132.1	14:32.454
5	1	3:11.147	51.898	1:31.692	47.557	131.9	17:43.601
6	1	3:10.273	50.925	1:30.664	48.684	132.5	20:53.874
7	1	3:11.989	52.432	1:30.939	48.618	131.3	24:05.863
8	1	3:09.183	51.230	1:29.970	47.983	133.3	27:15.046
9	1	3:10.579	51.294	1:31.143	48.142	132.3	30:25.625
10	1	3:17.928 B	52.279	1:30.527	55.122	127.4	33:43.553
11	1	4:28.193	2:10.972	1:28.722	48.499	94.0	38:11.746
12	1	3:09.622	51.567	1:30.318	47.737	133.0	41:21.368
13	1	3:06.569	50.408	1:28.302	47.859	135.1	44:27.937
14	1	3:07.400	50.620	1:28.227	48.553	134.5	47:35.337
15	1	3:05.511	50.386	1:27.280	47.845	135.9	50:40.848
16	1	3:05.079	50.232	1:27.002	47.845	136.2	53:45.927
17	1	3:05.194	50.660	1:26.594	47.940	136.1	56:51.121
18	1	3:06.767	51.374	1:26.924	48.469	135.0	59:57.888
19	1	3:06.924	50.756	1:27.740	48.428	134.9	1:03:04.812
20	1	3:06.541	50.948	1:27.450	48.143	135.2	1:06:11.353

170 1.Pedro MACEDO SILVA — LOLA T70 MK3, Rodriguez

Lap	D	Time	Sector 1	Sector 2	Sector 3	Kph	Elapsed
1	1	4:06.631	1:15.438	1:43.008	1:08.185	100.5	4:06.631
2	1	4:00.853	1:10.511	1:41.856	1:08.486	104.7	8:07.484
3	1	3:07.236	50.086	1:29.653	47.497	134.7	11:14.720
4	1	3:05.984	49.176	1:29.378	47.430	135.6	14:20.704
5	1	3:05.009	48.128	1:29.384	47.497	136.3	17:25.713
6	1	3:07.134	48.687	1:30.381	48.066	134.7	20:32.847
7	1	3:07.218	48.906	1:30.402	47.910	134.7	23:40.065
8	1	3:06.799	48.428	1:30.438	47.933	135.0	26:46.864
9	1	3:16.902 B	49.203	1:30.893	56.806	128.1	30:03.766
10	1	4:25.722	2:06.470	1:31.149	48.103	94.9	34:29.488
11	1	3:07.360	48.703	1:31.218	47.439	134.6	37:36.848
12	1	3:07.772	49.352	1:30.464	47.956	134.3	40:44.620
13	1	3:06.080	47.968	1:30.118	47.994	135.5	43:50.700
14	1	3:04.883	48.677	1:29.044	47.162	136.4	46:55.583
15	1	3:06.135	47.982	1:30.752	47.401	135.5	50:01.718
16	1	3:09.105	48.554	1:32.177	48.374	133.3	53:10.823
17	1	3:07.805	48.429	1:30.862	48.514	134.3	56:18.628
18	1	3:07.904	48.764	1:30.849	48.291	134.2	59:26.532
19	1	3:10.710	49.811	1:31.891	49.008	132.2	1:02:37.242
20	1	3:14.623	49.297	1:36.689	48.637	129.6	1:05:51.865

171 1.Christophe VAN RIET — LOLA T70 MK3, Rodriguez

Lap	D	Time	Sector 1	Sector 2	Sector 3	Kph	Elapsed
1	1	4:05.575	1:12.633	1:44.125	1:08.817	100.9	4:05.575
2	1	4:00.111	1:09.906	1:42.241	1:07.964	105.0	8:05.686
3	1	3:04.996	49.898	1:28.332	46.766	136.3	11:10.682
4	1	3:04.537	48.196	1:29.006	47.335	136.6	14:15.219
5	1	3:03.609	47.887	1:28.608	47.114	137.3	17:18.828
6	1	3:13.576 B	47.878	1:29.821	55.877	130.3	20:32.404

192 1.Julian THOMAS, 2.Calum LOCKIE — CHEVRON B8, Bonnier

Lap	D	Time	Sector 1	Sector 2	Sector 3	Kph	Elapsed
1	1	4:18.146	1:27.032	1:44.382	1:06.732	96.0	4:18.146
2	1	3:57.989	1:09.097	1:44.411	1:04.481	105.9	8:16.135
3	1	3:21.138	55.610	1:35.013	50.515	125.4	11:37.273
4	1	3:20.233	54.432	1:34.938	50.863	125.9	14:57.506
5	1	3:19.009	54.467	1:34.079	50.463	126.7	18:16.515
6	1	3:19.534	54.486	1:33.980	51.068	126.4	21:36.049
7	1	3:20.075	54.831	1:34.665	50.579	126.0	24:56.124
8	1	3:19.869	54.472	1:34.634	50.763	126.2	28:15.993
9	1	3:19.158	53.935	1:34.570	50.653	126.6	31:35.151
10	1	3:24.633 B	54.137	1:33.945	56.551	123.2	34:59.784
11	1	4:35.807	2:10.040	1:34.766	51.001	91.4	39:35.591
12	1	3:18.431	53.379	1:34.441	50.611	127.1	42:54.022
13	1	3:19.972	53.502	1:35.516	50.954	126.1	46:13.994
14	1	3:18.640	53.319	1:34.451	50.870	126.9	49:32.634
15	1	3:19.403	54.702	1:34.026	50.675	126.4	52:52.037

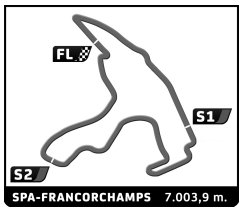

FIA Masters Historic Sports Car Champions

SPA SIX HOURS

Race

Analysis

Personal Best Session Best **B** Crossing the finish line in pit lane

Lap	D	Time	Sector 1	Sector 2	Sector 3	Kph	Elapsed	Lap	D	Time	Sector 1	Sector 2	Sector 3	Kph	Elapsed
16	1	3:18.112	54.119	1:33.903	50.090	127.3	56:10.149								
17	1	3:17.266	53.343	1:33.508	50.415	127.8	59:27.415								
18	1	3:18.662	53.690	1:34.112	50.860	126.9	1:02:46.077								
19	1	3:18.805	53.670	1:34.271	50.864	126.8	1:06:04.882								