SPA SIX HOURS

FIA Masters Historic Formula One Championship

Results Booklet

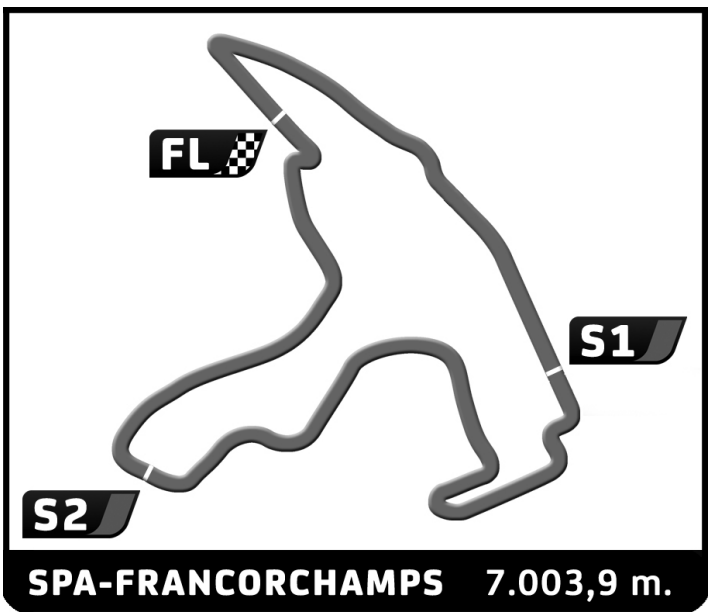

GRAF VON FABER-CASTELL

GRID 2

FIA Masters Historic Formula One



FIA Masters Historic Formula One Champi

SPA SIX HOURS

Qualifying

Final Classification

	Nr.	Driver	Nat	Team	Car		Time	Lap	Total	Gap		Kph
1	37	Christophe D'ANSEMBOURG	BE		WILLIAMS FW07C	Head	2:14.084	10	10	-	-	188.0
2	7	Mike CANTILLON	IE		WILLIAMS FW07C	Head	2:15.135	8	9	+1.051	+1.051	186.6
3	47	Antoine D'ANSEMBOURG	BE		BRABHAM BT49	Head	2:17.132	8	8	+3.048	+1.997	183.9
4	77	Steve HARTLEY	GB		MCLAREN MP4/1	Head	2:17.589	7	8	+3.505	+0.457	183.3
5	4	Joaquin FOLCH-RUSINOL	ES		BRABHAM BT49C	Head	2:17.669	9	10	+3.585	+0.080	183.2
6	12	Kyle TILLEY	US		ENSIGN MN177	Fittipaldi	2:21.015	8	9	+6.931	+3.346	178.8
7	16	Mark HAZELL	GB		WILLIAMS FW08C	Lauda	2:22.734	8	10	+8.650	+1.719	176.7
8	66	Charles NEARBURG	US		WILLIAMS FW07C	Head	2:23.407	8	9	+9.323	+0.673	175.8
9	22	James HAGAN	IE		HESKETH 308	Fittipaldi	2:24.034	6	9	+9.950	+0.627	175.1
10	61	Jason WRIGHT	IT		SHADOW DN8	Fittipaldi	2:24.580	7	8	+10.496	+0.546	174.4
11	63	Georg HALLAU	DE		THEODORE N183	Lauda	2:30.660	5	7	+16.576	+6.080	167.4
12	71	Vincent RIVET	FR		MARCH 811	Head	2:30.758	6	8	+16.674	+0.098	167.2
13	41	Philippe BONNY	FR		TROJAN T103-1	Fittipaldi	2:33.600	8	9	+19.516	+2.842	164.2
14	81	Alain CREFCOEUR	BE		MARCH 701	Stewart	2:35.716	6	7	+21.632	+2.116	161.9
15	9	Robert BLAIN	US		MARCH 761	Fittipaldi	2:39.166	5	6	+25.082	+3.450	158.4
16	15	Michel BAUDOIN	FR		HESKETH 308E	Fittipaldi	2:40.330	8	8	+26.246	+1.164	157.3
17	92	Paul TATTERSALL	GB		ENSIGN N179	Head	2:40.407	8	8	+26.323	+0.077	157.2
18	42	Paul GRANT	BE		DE TOMASO 505	Stewart	2:43.004	9	9	+28.920	+2.597	154.7
19	45	Richard HOPE	GB		ALFA ROMEO 182	Invitation			1			

Fastest Lap	Lap 10	Christophe D'ANSEMBOURG	2:14.084	188.0 Kph

Car #7 - Lap 7 invalidated due to track limits

Published at: .....

Track Status: DRY

Stewards	Timekeeper:
Marc VAN GEEL-Juha LIUKKONEN-Jean-Claude MENUT	Alberto Estébanez

SEPTEMBER 25, 26, 27, 28, 29 • 2019

GRAF VON FABER-CASTELL

GRID 2

FIA Masters Historic Formula One



FIA Masters Historic Formula One Champi

SPA SIX HOURS

Qualifying

Final Classification by Class

	Nr.	Driver	Nat	Team	Car	Time	Lap	Total	Gap		Kph
Fittipaldi											
1	12	**Kyle TILLEY**	US		ENSIGN MN177	**2:21.015**	8	9			**178.8**
2	22	**James HAGAN**	IE		HESKETH 308	**2:24.034**	6	9	+3.019	+3.019	**175.1**
3	61	**Jason WRIGHT**	IT		SHADOW DN8	**2:24.580**	7	8	+3.565	+0.546	**174.4**
4	41	**Philippe BONNY**	FR		TROJAN T103-1	**2:33.600**	8	9	+12.585	+9.020	**164.2**
5	9	**Robert BLAIN**	US		MARCH 761	**2:39.166**	5	6	+18.151	+5.566	**158.4**
6	15	**Michel BAUDOIN**	FR		HESKETH 308E	**2:40.330**	8	8	+19.315	+1.164	**157.3**
Head											
1	37	**Christophe D'ANSEMBOURG**	BE		WILLIAMS FW07C	**2:14.084**	10	10			**188.0**
2	7	**Mike CANTILLON**	IE		WILLIAMS FW07C	**2:15.135**	8	9	+1.051	+1.051	**186.6**
3	47	**Antoine D'ANSEMBOURG**	BE		BRABHAM BT49	**2:17.132**	8	8	+3.048	+1.997	**183.9**
4	77	**Steve HARTLEY**	GB		MCLAREN MP4/1	**2:17.589**	7	8	+3.505	+0.457	**183.3**
5	4	**Joaquin FOLCH-RUSINOL**	ES		BRABHAM BT49C	**2:17.669**	9	10	+3.585	+0.080	**183.2**
6	66	**Charles NEARBURG**	US		WILLIAMS FW07C	**2:23.407**	8	9	+9.323	+5.738	**175.8**
7	71	**Vincent RIVET**	FR		MARCH 811	**2:30.758**	6	8	+16.674	+7.351	**167.2**
8	92	**Paul TATTERSALL**	GB		ENSIGN N179	**2:40.407**	8	8	+26.323	+9.649	**157.2**
Invitation											
1	45	**Richard HOPE**	GB		ALFA ROMEO 182			1			
Lauda											
1	16	**Mark HAZELL**	GB		WILLIAMS FW08C	**2:22.734**	8	10			**176.7**
2	63	**Georg HALLAU**	DE		THEODORE N183	**2:30.660**	5	7	+7.926	+7.926	**167.4**
Stewart											
1	81	**Alain CREFCOEUR**	BE		MARCH 701	**2:35.716**	6	7			**161.9**
2	42	**Paul GRANT**	BE		DE TOMASO 505	**2:43.004**	9	9	+7.288	+7.288	**154.7**

Car #7 - Lap 7 invalidated due to track limits

Track Status: **DRY**

Published at: .....

Stewards	**Timekeeper:**
Marc VAN GEEL-Juha LIUKKONEN-Jean-Claude MENUT	Alberto Estébanez

SEPTEMBER 25, 26, 27, 28, 29 • 2019

GRAF VON FABER-CASTELL

GRID 2

FIA Masters Historic Formula One



FIA Masters Historic Formula One Champi

SPA SIX HOURS

Qualifying

Final Classification by Class

	Nr.	Driver	Nat	Team	Car	Time	Lap	Total	Gap		Kph
1											
1	37	**Christophe D'ANSEMBOURG**	BE		WILLIAMS FW07C	**2:14.084**	10	10			**188.0**
2	7	**Mike CANTILLON**	IE		WILLIAMS FW07C	**2:15.135**	8	9	+1.051	+1.051	**186.6**
3	47	**Antoine D'ANSEMBOURG**	BE		BRABHAM BT49	**2:17.132**	8	8	+3.048	+1.997	**183.9**
4	77	**Steve HARTLEY**	GB		MCLAREN MP4/1	**2:17.589**	7	8	+3.505	+0.457	**183.3**
5	4	**Joaquin FOLCH-RUSINOL**	ES		BRABHAM BT49C	**2:17.669**	9	10	+3.585	+0.080	**183.2**
6	16	**Mark HAZELL**	GB		WILLIAMS FW08C	**2:22.734**	8	10	+8.650	+5.065	**176.7**
7	66	**Charles NEARBURG**	US		WILLIAMS FW07C	**2:23.407**	8	9	+9.323	+0.673	**175.8**
8	63	**Georg HALLAU**	DE		THEODORE N183	**2:30.660**	5	7	+16.576	+7.253	**167.4**
9	71	**Vincent RIVET**	FR		MARCH 811	**2:30.758**	6	8	+16.674	+0.098	**167.2**
10	92	**Paul TATTERSALL**	GB		ENSIGN N179	**2:40.407**	8	8	+26.323	+9.649	**157.2**
2											
1	12	**Kyle TILLEY**	US		ENSIGN MN177	**2:21.015**	8	9			**178.8**
2	22	**James HAGAN**	IE		HESKETH 308	**2:24.034**	6	9	+3.019	+3.019	**175.1**
3	61	**Jason WRIGHT**	IT		SHADOW DN8	**2:24.580**	7	8	+3.565	+0.546	**174.4**
4	41	**Philippe BONNY**	FR		TROJAN T103-1	**2:33.600**	8	9	+12.585	+9.020	**164.2**
5	81	**Alain CREFCOEUR**	BE		MARCH 701	**2:35.716**	6	7	+14.701	+2.116	**161.9**
6	9	**Robert BLAIN**	US		MARCH 761	**2:39.166**	5	6	+18.151	+3.450	**158.4**
7	15	**Michel BAUDOIN**	FR		HESKETH 308E	**2:40.330**	8	8	+19.315	+1.164	**157.3**
8	42	**Paul GRANT**	BE		DE TOMASO 505	**2:43.004**	9	9	+21.989	+2.674	**154.7**
3											
1	45	**Richard HOPE**	GB		ALFA ROMEO 182			1			

Car #7 - Lap 7 invalidated due to track limits

Track Status: **DRY**

Published at: .....

Stewards	**Timekeeper:**
Marc VAN GEEL-Juha LIUKKONEN-Jean-Claude MENUT	Alberto Estébanez

SEPTEMBER 25, 26, 27, 28, 29 • 2019

GRID 2

FIA Masters Historic Formula One



FIA Masters Historic Formula One Champi

SPA SIX HOURS

Qualifying

Best Sector Times

	SECTOR 1			SECTOR 2			SECTOR 3							
Pos		Driver	Time		Driver	Time		Driver	Time	Pos		Driver	Ideal Lap	Best Lap	
1	37	C.D'ANSEMBOURG	37.976	7	M.CANTILLON	1:01.831	37	C.D'ANSEMBOURG	33.863	1	37	C.D'ANSEMBOURG	2:13.869	2:14.084	(1)
2	7	M.CANTILLON	38.247	37	C.D'ANSEMBOURG	1:02.030	47	A.D'ANSEMBOURG	34.414	2	7	M.CANTILLON	2:15.116	2:15.135	(2)
3	47	A.D'ANSEMBOURG	38.390	4	J.FOLCH-RUSINOL	1:03.619	4	J.FOLCH-RUSINOL	34.824	3	47	A.D'ANSEMBOURG	2:17.132	2:17.132	(3)
4	4	J.FOLCH-RUSINOL	39.129	77	S.HARTLEY	1:03.633	7	M.CANTILLON	35.038	4	4	J.FOLCH-RUSINOL	2:17.572	2:17.669	(5)
5	77	S.HARTLEY	39.242	47	A.D'ANSEMBOURG	1:04.328	77	S.HARTLEY	35.478	5	77	S.HARTLEY	2:18.353	2:17.589	(4)
6	12	K.TILLEY	39.736	12	K.TILLEY	1:04.688	12	K.TILLEY	35.890	6	12	K.TILLEY	2:20.314	2:21.015	(6)
7	66	C.NEARBURG	40.194	16	M.HAZELL	1:05.350	66	C.NEARBURG	36.039	7	16	M.HAZELL	2:22.734	2:22.734	(7)
8	22	J.HAGAN	40.412	61	J.WRIGHT	1:05.612	16	M.HAZELL	36.784	8	66	C.NEARBURG	2:23.083	2:23.407	(8)
9	61	J.WRIGHT	40.521	22	J.HAGAN	1:06.063	22	J.HAGAN	37.167	9	61	J.WRIGHT	2:23.430	2:24.580	(10)
10	16	M.HAZELL	40.600	66	C.NEARBURG	1:06.850	61	J.WRIGHT	37.297	10	22	J.HAGAN	2:23.642	2:24.034	(9)
11	63	G.HALLAU	41.868	63	G.HALLAU	1:08.326	71	V.RIVET	38.237	11	63	G.HALLAU	2:28.552	2:30.660	(11)
12	41	P.BONNY	42.406	71	V.RIVET	1:08.474	63	G.HALLAU	38.358	12	71	V.RIVET	2:29.934	2:30.758	(12)
13	81	A.CREFCOEUR	42.828	41	P.BONNY	1:11.673	41	P.BONNY	39.095	13	41	P.BONNY	2:33.174	2:33.600	(13)
14	71	V.RIVET	43.223	81	A.CREFCOEUR	1:12.414	92	P.TATTERSALL	39.441	14	81	A.CREFCOEUR	2:34.876	2:35.716	(14)
15	9	R.BLAIN	43.711	92	P.TATTERSALL	1:13.883	81	A.CREFCOEUR	39.634	15	92	P.TATTERSALL	2:37.211	2:40.407	(17)
16	92	P.TATTERSALL	43.887	9	R.BLAIN	1:14.351	15	M.BAUDOIN	40.648	16	9	R.BLAIN	2:38.979	2:39.166	(15)
17	15	M.BAUDOIN	44.368	15	M.BAUDOIN	1:15.056	9	R.BLAIN	40.917	17	15	M.BAUDOIN	2:40.072	2:40.330	(16)
18	42	P.GRANT	45.442	42	P.GRANT	1:16.019	42	P.GRANT	41.396	18	42	P.GRANT	2:42.857	2:43.004	(18)

GRAF VON FABER-CASTELL

GRID 2

FIA Masters Historic Formula One



FIA Masters Historic Formula One Champi

SPA SIX HOURS

After Qualifying

Event maximum speed

Driver	Team	Car	Class	Top Speed	Lap	Session
7 Mike CANTILLON		WILLIAMS FW07C	Head	**269.3**	8	Qualifying
37 Christophe D'ANSEMBOURG		WILLIAMS FW07C	Head	**266.7**	9	Qualifying
47 Antoine D'ANSEMBOURG		BRABHAM BT49	Head	**266.7**	8	Qualifying
4 Joaquin FOLCH-RUSINOL		BRABHAM BT49C	Head	**266.0**	8	Qualifying
22 James HAGAN		HESKETH 308	Fittipaldi	**265.4**	9	Qualifying
77 Steve HARTLEY		MCLAREN MP4/1	Head	**262.8**	4	Qualifying
61 Jason WRIGHT		SHADOW DN8	Fittipaldi	**257.8**	2	Qualifying
12 Kyle TILLEY		ENSIGN MN177	Fittipaldi	**255.9**	6	Qualifying
66 Charles NEARBURG		WILLIAMS FW07C	Head	**255.3**	7	Qualifying
16 Mark HAZELL		WILLIAMS FW08C	Lauda	**250.0**	10	Qualifying
41 Philippe BONNY		TROJAN T103-1	Fittipaldi	**243.2**	6	Qualifying
71 Vincent RIVET		MARCH 811	Head	**237.9**	4	Qualifying
63 Georg HALLAU		THEODORE N183	Lauda	**236.8**	6	Qualifying
92 Paul TATTERSALL		ENSIGN N179	Head	**233.3**	6	Qualifying
81 Alain CREFCOEUR		MARCH 701	Stewart	**231.3**	5	Qualifying
9 Robert BLAIN		MARCH 761	Fittipaldi	**216.4**	5	Qualifying
15 Michel BAUDOIN		HESKETH 308E	Fittipaldi	**212.2**	8	Qualifying
42 Paul GRANT		DE TOMASO 505	Stewart	**207.7**	9	Qualifying
45 Richard HOPE		ALFA ROMEO 182	Invitation	**136.2**	1	Qualifying

SEPTEMBER 25, 26, 27, 28, 29 • 2019

GRAF VON FABER-CASTELL

GRID 2

FIA Masters Historic Formula One

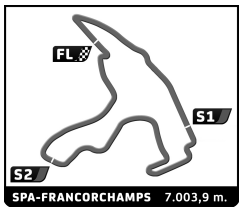

FIA Masters Historic Formula One Champi

SPA SIX HOURS

Qualifying

Analysis

Personal Best | Session Best | **B** Crossing the finish line in pit lane

4 Joaquin FOLCH-RUSINOL — ES — BRABHAM BT49C

Lap	Time	Sector 1	Sector 2	Sector 3	Kph	Elapsed
1	3:58.285	1:58.142	1:17.693	42.450	104.0	3:58.285
2	2:24.685	40.690	1:07.231	36.764	174.3	6:22.970
3	2:27.060	39.955	1:09.961	37.144	171.5	8:50.030
4	2:26.746	40.518	1:09.026	37.202	171.8	11:16.776
5	2:21.227	39.431	1:05.924	35.872	178.5	13:38.003
6	2:21.007	39.129	1:05.620	36.258	178.8	15:59.010
7	2:23.926	41.342	1:05.479	37.105	175.2	18:22.936
8	2:18.951	39.480	1:04.407	35.064	181.5	20:41.887
9	2:17.669	39.226	1:03.619	34.824	183.2	22:59.556
10	2:21.406	41.424	1:04.058	35.924	178.3	25:20.962

7 Mike CANTILLON — IE — WILLIAMS FW07C

Lap	Time	Sector 1	Sector 2	Sector 3	Kph	Elapsed
1	3:22.014	1:25.138	1:11.677	45.199	122.6	3:22.014
2	2:22.861	41.736	1:03.943	37.182	176.5	5:44.875
3	2:21.068	39.405	1:05.226	36.437	178.7	8:05.943
4	2:41.583 B	40.470	1:09.694	51.419	156.0	10:47.526
5	5:19.558	3:26.947	1:08.930	43.681	78.9	16:07.084
6	2:16.730	38.886	1:02.806	35.038	184.4	18:23.814
7	2:18.271	39.603	1:02.757	35.911	182.4	20:42.085
8	2:15.135	38.247	1:01.831	35.057	186.6	22:57.220
9	2:33.711 B	39.561	1:04.608	49.542	164.0	25:30.931

9 Robert BLAIN — US — MARCH 761

Lap	Time	Sector 1	Sector 2	Sector 3	Kph	Elapsed
1	4:42.532	2:26.107	1:29.043	47.382	87.7	4:42.532
2	2:44.504	45.836	1:16.389	42.279	153.3	7:27.036
3	2:47.542	45.375	1:18.143	44.024	150.5	10:14.578
4	2:43.989	45.109	1:16.645	42.235	153.8	12:58.567
5	2:39.166	43.898	1:14.351	40.917	158.4	15:37.733
6	3:03.059 B	43.711	1:16.962	1:02.386	137.7	18:40.792

12 Kyle TILLEY — US — ENSIGN MN177

Lap	Time	Sector 1	Sector 2	Sector 3	Kph	Elapsed
1	3:24.603	1:31.326	1:12.089	41.188	121.1	3:24.603
2	2:25.961	41.789	1:06.384	37.788	172.7	5:50.564
3	2:48.054 B	40.494	1:14.732	52.828	150.0	8:38.618
4	6:02.629	4:15.095	1:09.199	38.335	69.5	14:41.247
5	2:22.424	40.277	1:05.767	36.380	177.0	17:03.671
6	2:23.690	39.920	1:07.014	36.756	175.5	19:27.361
7	2:21.757	39.944	1:05.558	36.255	177.9	21:49.118
8	2:21.015	39.736	1:05.389	35.890	178.8	24:10.133
9	2:29.128 B	39.871	1:04.688	44.569	169.1	26:39.261

15 Michel BAUDOIN — FR — HESKETH 308E

Lap	Time	Sector 1	Sector 2	Sector 3	Kph	Elapsed
1	4:32.279	2:09.886	1:29.487	52.906	91.0	4:32.279
2	2:58.868	49.411	1:22.347	47.110	141.0	7:31.147
3	2:54.847	45.992	1:22.751	46.104	144.2	10:25.994
4	2:44.881	45.213	1:17.387	42.281	152.9	13:10.875
5	2:44.789	44.368	1:16.960	43.461	153.0	15:55.664
6	3:01.135 B	44.907	1:15.894	1:00.334	139.2	18:56.799
7	4:40.832	2:38.644	1:18.485	43.703	89.8	23:37.631
8	2:40.330	44.626	1:15.056	40.648	157.3	26:17.961

16 Mark HAZELL — GB — WILLIAMS FW08C

Lap	Time	Sector 1	Sector 2	Sector 3	Kph	Elapsed
1	3:26.015	1:30.037	1:14.157	41.821	120.3	3:26.015
2	2:26.628	42.229	1:06.710	37.689	172.0	5:52.643
3	2:28.702	41.093	1:08.564	39.045	169.6	8:21.345
4	2:33.330	41.466	1:10.058	41.806	164.4	10:54.675
5	2:26.758	41.809	1:06.974	37.975	171.8	13:21.433
6	2:25.727	40.919	1:07.074	37.734	173.0	15:47.160
7	2:23.703	40.923	1:05.829	36.951	175.5	18:10.863
8	2:22.734	40.600	1:05.350	36.784	176.7	20:33.597
9	2:24.304	41.205	1:05.905	37.194	174.7	22:57.901
10	2:26.033	41.087	1:05.620	39.326	172.7	25:23.934

22 James HAGAN — IE — HESKETH 308

Lap	Time	Sector 1	Sector 2	Sector 3	Kph	Elapsed
1	3:30.472	1:34.296	1:13.961	42.215	117.7	3:30.472
2	2:28.120	42.186	1:07.766	38.168	170.2	5:58.592
3	2:25.930	41.407	1:06.847	37.676	172.8	8:24.522
4	3:05.854 B	41.605	1:14.990	1:09.259	135.7	11:30.376
5	5:48.659	4:01.624	1:09.201	37.834	72.3	17:19.035
6	2:24.034	40.804	1:06.063	37.167	175.1	19:43.069
7	2:26.389	40.613	1:07.727	38.049	172.2	22:09.458
8	2:24.906	40.905	1:06.125	37.876	174.0	24:34.364
9	2:24.504	40.412	1:06.738	37.354	174.5	26:58.868

37 Christophe D'ANSEMBOURG — BE — WILLIAMS FW07C

Lap	Time	Sector 1	Sector 2	Sector 3	Kph	Elapsed
1	3:17.650	1:25.884	1:11.522	40.244	125.3	3:17.650
2	2:19.992	39.545	1:04.371	36.076	180.1	5:37.642
3	2:30.563	39.601	1:14.465	36.497	167.5	8:08.205
4	2:22.916	38.545	1:08.367	36.004	176.4	10:31.121
5	2:34.273 B	39.534	1:06.685	48.054	163.4	13:05.394
6	4:40.293	2:47.446	1:10.694	42.153	90.0	17:45.687
7	2:16.931	39.521	1:03.072	34.338	184.1	20:02.618
8	2:14.798	38.405	1:02.153	34.240	187.1	22:17.416
9	2:15.721	37.976	1:02.570	35.175	185.8	24:33.137
10	2:14.084	38.191	1:02.030	33.863	188.0	26:47.221

41 Philippe BONNY — FR — TROJAN T103-1

Lap	Time	Sector 1	Sector 2	Sector 3	Kph	Elapsed
1	3:56.122	1:38.281	1:28.057	49.784	104.9	3:56.122
2	2:55.666	48.889	1:21.458	45.319	143.5	6:51.788
3	2:50.852	46.018	1:21.622	43.212	147.6	9:42.640
4	2:44.728	45.294	1:18.009	41.425	153.1	12:27.368
5	2:39.346	43.882	1:15.466	39.998	158.2	15:06.714
6	2:40.770	43.388	1:15.022	42.360	156.8	17:47.484
7	2:35.013	43.027	1:12.823	39.163	162.7	20:22.497
8	2:33.600	42.406	1:11.673	39.521	164.2	22:56.097
9	2:36.866	45.577	1:12.194	39.095	160.7	25:32.963

42 Paul GRANT — BE — DE TOMASO 505

Lap	Time	Sector 1	Sector 2	Sector 3	Kph	Elapsed
1	4:12.691	1:43.617	1:34.018	55.056	98.0	4:12.691
2	3:09.615	53.019	1:27.946	48.650	133.0	7:22.306
3	3:05.725	49.362	1:27.779	48.584	135.8	10:28.031
4	2:58.858	48.752	1:24.927	45.179	141.0	13:26.889

SEPTEMBER 25, 26, 27, 28, 29 • 2019

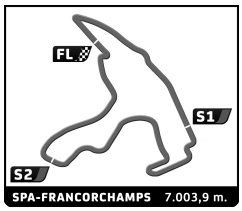

FIA Masters Historic Formula One Champi

SPA SIX HOURS

Qualifying

Analysis

Personal Best | Session Best | B Crossing the finish line in pit lane

45 Richard HOPE — GB — ALFA ROMEO 182

Lap	Time	Sector 1	Sector 2	Sector 3	Kph	Elapsed
5	2:48.962	46.754	1:19.087	43.121	149.2	16:15.851
6	2:49.643	46.428	1:19.635	43.580	148.6	19:05.494
7	2:49.754	45.877	1:19.545	44.332	148.5	21:55.248
8	2:45.307	45.776	1:18.135	41.396	152.5	24:40.555
9	2:43.004	45.442	1:16.019	41.543	154.7	27:23.559
1	4:53.887 B	2:25.109	1:28.654	1:00.124	84.3	4:53.887

47 Antoine D'ANSEMBOURG — BE — BRABHAM BT49

Lap	Time	Sector 1	Sector 2	Sector 3	Kph	Elapsed
1	4:46.058	2:37.130	1:20.562	48.366	86.6	4:46.058
2	2:37.030	42.778	1:15.462	38.790	160.6	7:23.088
3	2:21.402	39.997	1:05.722	35.683	178.3	9:44.490
4	2:21.322	38.980	1:06.654	35.688	178.4	12:05.812
5	2:33.904	43.085	1:09.708	41.111	163.8	14:39.716
6	2:19.989	38.498	1:05.168	36.323	180.1	16:59.705
7	2:26.027	42.058	1:07.876	36.093	172.7	19:25.732
8	2:17.132	38.390	1:04.328	34.414	183.9	21:42.864

61 Jason WRIGHT — IT — SHADOW DN8

Lap	Time	Sector 1	Sector 2	Sector 3	Kph	Elapsed
1	3:03.888	1:15.844	1:08.120	39.924	134.7	3:03.888
2	2:25.614	41.339	1:05.612	38.663	173.2	5:29.502
3	2:27.190	41.151	1:07.271	38.768	171.3	7:56.692
4	2:45.533 B	40.863	1:12.799	51.871	152.3	10:42.225
5	9:26.863	7:43.489	1:06.077	37.297	44.5	20:09.088
6	2:24.723	40.893	1:05.773	38.057	174.2	22:33.811
7	2:24.580	40.917	1:06.235	37.428	174.4	24:58.391
8	2:32.698	40.521	1:12.792	39.385	165.1	27:31.089

63 Georg HALLAU — DE — THEODORE N183

Lap	Time	Sector 1	Sector 2	Sector 3	Kph	Elapsed
1	4:06.878	1:56.446	1:21.984	48.448	100.4	4:06.878
2	2:37.366	44.422	1:12.590	40.354	160.2	6:44.244
3	2:46.143	43.362	1:10.477	52.304	151.8	9:30.387
4	2:31.926	44.091	1:09.360	38.475	166.0	12:02.313
5	2:30.660	42.437	1:09.865	38.358	167.4	14:32.973
6	2:44.148 B	41.868	1:08.326	53.954	153.6	17:17.121
7	4:39.238 B	2:37.403	1:10.248	51.587	90.3	21:56.359

66 Charles NEARBURG — US — WILLIAMS FW07C

Lap	Time	Sector 1	Sector 2	Sector 3	Kph	Elapsed
1	4:04.449	1:55.698	1:22.173	46.578	101.4	4:04.449
2	2:38.152	44.581	1:14.307	39.264	159.4	6:42.601
3	2:31.833	42.645	1:11.122	38.066	166.1	9:14.434
4	2:27.952	41.524	1:09.529	36.899	170.4	11:42.386
5	2:24.974	40.838	1:07.716	36.420	173.9	14:07.360
6	2:24.005	40.895	1:06.850	36.260	175.1	16:31.365
7	2:23.628	40.194	1:07.175	36.259	175.6	18:54.993
8	2:23.407	40.328	1:07.040	36.039	175.8	21:18.400
9	2:55.706 B	40.834	1:12.359	1:02.513	143.5	24:14.106

71 Vincent RIVET — FR — MARCH 811

Lap	Time	Sector 1	Sector 2	Sector 3	Kph	Elapsed
1	4:07.781	2:00.571	1:18.393	48.817	100.0	4:07.781
2	2:37.476	44.295	1:12.367	40.814	160.1	6:45.257
3	2:33.649	44.673	1:10.222	38.754	164.1	9:18.906
4	2:32.130	43.223	1:09.777	39.130	165.7	11:51.036
5	2:32.691	44.534	1:09.920	38.237	165.1	14:23.727
6	2:30.758	43.731	1:08.474	38.553	167.2	16:54.485
7	2:39.009	43.957	1:13.325	41.727	158.6	19:33.494
8	3:07.810 B	49.494	1:17.973	1:00.343	134.3	22:41.304

77 Steve HARTLEY — GB — MCLAREN MP4/1

Lap	Time	Sector 1	Sector 2	Sector 3	Kph	Elapsed
1	3:18.424	1:27.361	1:10.368	40.695	124.9	3:18.424
2	2:19.950	40.027	1:03.633	36.290	180.2	5:38.374
3	2:20.597	39.910	1:04.432	36.255	179.3	7:58.971
4	2:23.797	40.141	1:03.778	39.878	175.3	10:22.768
5	2:39.689 B	39.718	1:06.161	53.810	157.9	13:02.457
6	8:32.168	6:50.972	1:05.718	35.478	49.2	21:34.625
7	2:17.589	39.242			183.3	23:52.214
8	2:17.734				183.1	26:09.948

81 Alain CREFCOEUR — BE — MARCH 701

Lap	Time	Sector 1	Sector 2	Sector 3	Kph	Elapsed
1	5:02.027 B	2:23.214	1:33.074	1:05.739	82.0	5:02.027
2	4:33.049	2:29.117	1:18.678	45.254	92.3	9:35.076
3	2:47.713	45.945	1:19.163	42.605	150.3	12:22.789
4	2:43.456	45.429	1:15.373	42.654	154.3	15:06.245
5	2:41.843	44.844	1:14.772	42.227	155.8	17:48.088
6	2:35.716	43.668	1:12.414	39.634	161.9	20:23.804
7	2:55.201 B	42.828	1:15.950	56.423	143.9	23:19.005

92 Paul TATTERSALL — GB — ENSIGN N179

Lap	Time	Sector 1	Sector 2	Sector 3	Kph	Elapsed
1	4:57.381	2:34.870	1:32.394	50.117	83.3	4:57.381
2	2:59.909	49.941	1:24.050	45.918	140.1	7:57.290
3	2:57.636	47.080	1:25.258	45.298	141.9	10:54.926
4	2:49.602	48.342	1:18.639	42.621	148.7	13:44.528
5	3:00.898 B	46.033	1:16.864	58.001	139.4	16:45.426
6	5:21.496	3:27.240	1:13.883	40.373	78.4	22:06.922
7	2:45.974	43.887	1:13.911	48.176	151.9	24:52.896
8	2:40.407	45.284	1:15.682	39.441	157.2	27:33.303

GRAF VON FABER-CASTELL

GRID 2

FIA Masters Historic Formula One



FIA Masters Historic Formula One Champi

SPA SIX HOURS

Race 1 (25')

Starting Grid

Richard HOPE	45	- 10 -			
2:40.407 Paul TATTERSALL	92	- 9 -	42	2:43.004 Paul GRANT	
2:39.166 Robert BLAIN	9	- 8 -	15	2:40.330 Michel BAUDOIN	
2:33.600 Philippe BONNY	41	- 7 -	81	2:35.716 Alain CREFCOEUR	
2:30.660 Georg HALLAU	63	- 6 -	71	2:30.758 Vincent RIVET	
2:24.034 James HAGAN	22	- 5 -	61	2:24.580 Jason WRIGHT	
2:22.734 Mark HAZELL	16	- 4 -	66	2:23.407 Charles NEARBURG	
2:17.669 Joaquin FOLCH-RUSINOL	4	- 3 -	12	2:21.015 Kyle TILLEY	
2:17.132 Antoine D'ANSEMBOURG	47	- 2 -	77	2:17.589 Steve HARTLEY	
2:14.084 Christophe D'ANSEMBOURG	37	- 1 -	7	2:15.135 Mike CANTILLON	

Pole

Stewards	Timekeeper:
Marc VAN GEEL-Juha LIUKKONEN-Jean-Claude MENUT	Alberto Estébanez

SEPTEMBER 25, 26, 27, 28, 29 • 2019

GRAF VON FABER-CASTELL

GRID 2

FIA Masters Historic Formula One



FIA Masters Historic Formula One Championship

SPA SIX HOURS

Race 1 (25')

Final Classification

		Drivers	Nat	Team	Vehicle	Class	Laps	Total Time	Gap	Kph	Best Lap Lap	Best Lap Time	Best Lap Kph
1	77	Steve HARTLEY	GB		MCLAREN MP4/1	Head	8	**26:39.867**	-	125.8	8	**2:53.700**	145.2
2	7	Mike CANTILLON	IE		WILLIAMS FW07C	Head	8	**26:43.696**	+3.829	125.5	4	**2:55.562**	143.6
3	12	Kyle TILLEY	US		ENSIGN MN177	Fittipaldi	8	**26:44.103**	+4.236	125.5	4	**2:56.858**	142.6
4	37	Christophe D'ANSEMBOURG	BE		WILLIAMS FW07C	Head	8	**26:51.831**	+11.964	124.9	8	**3:02.549**	138.1
5	22	James HAGAN	IE		HESKETH 308	Fittipaldi	8	**26:54.468**	+14.601	124.7	6	**3:03.521**	137.4
6	4	Joaquin FOLCH-RUSINOL	ES		BRABHAM BT49C	Head	8	**26:55.153**	+15.286	124.6	6	**3:03.239**	137.6
7	61	Jason WRIGHT	IT		SHADOW DN8	Fittipaldi	8	**26:59.317**	+19.450	124.3	8	**3:05.370**	136.0
8	71	Vincent RIVET	FR		MARCH 811	Head	8	**27:03.787**	+23.920	124.0	6	**3:06.643**	135.1
9	81	Alain CREFCOEUR	BE		MARCH 701	Stewart	8	**27:51.926**	+1:12.059	120.4	8	**3:16.199**	128.5
10	92	Paul TATTERSALL	GB		ENSIGN N179	Head	8	**28:53.037**	+2:13.170	116.1	8	**3:21.151**	125.3
11	41	Philippe BONNY	FR		TROJAN T103-1	Fittipaldi	8	**29:05.089**	+2:25.222	115.3	8	**3:25.234**	122.9
12	63	Georg HALLAU	DE		THEODORE N183	Lauda	8	**29:05.416**	+2:25.549	115.3	8	**3:21.874**	124.9
13	9	Robert BLAIN	US		MARCH 761	Fittipaldi	8	**29:05.557**	+2:25.690	115.3	8	**3:23.793**	123.7
14	45	Richard HOPE	GB		ALFA ROMEO 182	Invitation	8	**29:08.360**	+2:28.493	115.1	8	**3:24.845**	123.1
15	42	Paul GRANT	BE		DE TOMASO 505	Stewart	8	**29:28.482**	+2:48.615	113.8	7	**3:27.440**	121.5
16	16	Mark HAZELL	GB		WILLIAMS FW08C	Lauda	7	**23:52.951**	1 Lap	122.9	6	**3:06.480**	135.2
17	47	Antoine D'ANSEMBOURG	BE		BRABHAM BT49	Head	7	**25:44.626**	1 Lap	114.0	3	**2:57.372**	142.2
18	15	Michel BAUDOIN	FR		HESKETH 308E	Fittipaldi	7	**27:07.764**	1 Lap	108.2	6	**3:40.054**	114.6
19	66	Charles NEARBURG	US		WILLIAMS FW07C	Head							

Pole Position		C. D'ANSEMBOURG	**2:14.084**	188.0 Kph
Fastest Lap	Lap 8	Steve HARTLEY	**2:53.700**	145.2 Kph

Published at: .....

Track Status: **WET**

Stewards	**Timekeeper:**
Marc VAN GEEL-Juha LIUKKONEN-Jean-Claude MENUT	Alberto Estébanez

SEPTEMBER 25, 26, 27, 28, 29 • 2019

GRAF VON FABER-CASTELL

GRID 2

FIA Masters Historic Formula One



FIA Masters Historic Formula One Champi

SPA SIX HOURS

Race 1

Final Classification by Class

	Nr.	Driver	Nat	Team	Car	Laps	Total Time	Gap	Kph	Best Lap Lap	Best Lap Time	Best Lap Kph
Fittipaldi												
1	12	**Kyle TILLEY**	US		ENSIGN MN177	8	**26:44.103**		125.5	4	**2:56.858**	142.6
2	22	**James HAGAN**	IE		HESKETH 308	8	**26:54.468**	+10.365	124.7	6	**3:03.521**	137.4
3	61	**Jason WRIGHT**	IT		SHADOW DN8	8	**26:59.317**	+15.214	124.3	8	**3:05.370**	136.0
4	41	**Philippe BONNY**	FR		TROJAN T103-1	8	**29:05.089**	+2'20.986	115.3	8	**3:25.234**	122.9
5	9	**Robert BLAIN**	US		MARCH 761	8	**29:05.557**	+2'21.454	115.3	8	**3:23.793**	123.7
6	15	**Michel BAUDOIN**	FR		HESKETH 308E	7	**27:07.764**	1 Laps	108.2	6	**3:40.054**	114.6
Head												
1	77	**Steve HARTLEY**	GB		MCLAREN MP4/1	8	**26:39.867**		125.8	8	**2:53.700**	145.2
2	7	**Mike CANTILLON**	IE		WILLIAMS FW07C	8	**26:43.696**	+3.829	125.5	4	**2:55.562**	143.6
3	37	**Christophe D'ANSEMBOURG**	BE		WILLIAMS FW07C	8	**26:51.831**	+11.964	124.9	8	**3:02.549**	138.1
4	4	**Joaquin FOLCH-RUSINOL**	ES		BRABHAM BT49C	8	**26:55.153**	+15.286	124.6	6	**3:03.239**	137.6
5	71	**Vincent RIVET**	FR		MARCH 811	8	**27:03.787**	+23.920	124.0	6	**3:06.643**	135.1
6	92	**Paul TATTERSALL**	GB		ENSIGN N179	8	**28:53.037**	+2'13.170	116.1	8	**3:21.151**	125.3
7	47	**Antoine D'ANSEMBOURG**	BE		BRABHAM BT49	7	**25:44.626**	1 Laps	114.0	3	**2:57.372**	142.2
8	66	**Charles NEARBURG**	US		WILLIAMS FW07C							
Invitation												
1	45	**Richard HOPE**	GB		ALFA ROMEO 182	8	**29:08.360**		115.1	8	**3:24.845**	123.1
Lauda												
1	63	**Georg HALLAU**	DE		THEODORE N183	8	**29:05.416**		115.3	8	**3:21.874**	124.9
2	16	**Mark HAZELL**	GB		WILLIAMS FW08C	7	**23:52.951**	1 Laps	122.9	6	**3:06.480**	135.2
Stewart												
1	81	**Alain CREFCOEUR**	BE		MARCH 701	8	**27:51.926**		120.4	8	**3:16.199**	128.5
2	42	**Paul GRANT**	BE		DE TOMASO 505	8	**29:28.482**	+1'36.556	113.8	7	**3:27.440**	121.5

Published at: .....

Track Status: **WET**

Stewards	**Timekeeper:**
Marc VAN GEEL-Juha LIUKKONEN-Jean-Claude MENUT	Alberto Estébanez

SEPTEMBER 25, 26, 27, 28, 29 • 2019

GRAF VON FABER-CASTELL

GRID 2

FIA Masters Historic Formula One



FIA Masters Historic Formula One Champi

SPA SIX HOURS

Race 1

Final Classification by Class

	Nr.	Driver	Nat	Team	Car	Laps	Total Time	Gap	Kph	Best Lap Lap	Best Lap Time	Best Lap Kph
1												
1	77	**Steve HARTLEY**	GB		MCLAREN MP4/1	8	**26:39.867**		125.8	8	**2:53.700**	145.2
2	7	**Mike CANTILLON**	IE		WILLIAMS FW07C	8	**26:43.696**	+3.829	125.5	4	**2:55.562**	143.6
3	37	**Christophe D'ANSEMBOURG**	BE		WILLIAMS FW07C	8	**26:51.831**	+11.964	124.9	8	**3:02.549**	138.1
4	4	**Joaquin FOLCH-RUSINOL**	ES		BRABHAM BT49C	8	**26:55.153**	+15.286	124.6	6	**3:03.239**	137.6
5	71	**Vincent RIVET**	FR		MARCH 811	8	**27:03.787**	+23.920	124.0	6	**3:06.643**	135.1
6	92	**Paul TATTERSALL**	GB		ENSIGN N179	8	**28:53.037**	+2'13.170	116.1	8	**3:21.151**	125.3
7	63	**Georg HALLAU**	DE		THEODORE N183	8	**29:05.416**	+2'25.549	115.3	8	**3:21.874**	124.9
8	16	**Mark HAZELL**	GB		WILLIAMS FW08C	7	**23:52.951**	1 Laps	122.9	6	**3:06.480**	135.2
9	47	**Antoine D'ANSEMBOURG**	BE		BRABHAM BT49	7	**25:44.626**	1 Laps	114.0	3	**2:57.372**	142.2
10	66	**Charles NEARBURG**	US		WILLIAMS FW07C							
2												
1	12	**Kyle TILLEY**	US		ENSIGN MN177	8	**26:44.103**		125.5	4	**2:56.858**	142.6
2	22	**James HAGAN**	IE		HESKETH 308	8	**26:54.468**	+10.365	124.7	6	**3:03.521**	137.4
3	61	**Jason WRIGHT**	IT		SHADOW DN8	8	**26:59.317**	+15.214	124.3	8	**3:05.370**	136.0
4	81	**Alain CREFCOEUR**	BE		MARCH 701	8	**27:51.926**	+1'07.823	120.4	8	**3:16.199**	128.5
5	41	**Philippe BONNY**	FR		TROJAN T103-1	8	**29:05.089**	+2'20.986	115.3	8	**3:25.234**	122.9
6	9	**Robert BLAIN**	US		MARCH 761	8	**29:05.557**	+2'21.454	115.3	8	**3:23.793**	123.7
7	42	**Paul GRANT**	BE		DE TOMASO 505	8	**29:28.482**	+2'44.379	113.8	7	**3:27.440**	121.5
8	15	**Michel BAUDOIN**	FR		HESKETH 308E	7	**27:07.764**	1 Laps	108.2	6	**3:40.054**	114.6
3												
1	45	**Richard HOPE**	GB		ALFA ROMEO 182	8	**29:08.360**		115.1	8	**3:24.845**	123.1

Published at: .....

Track Status: **WET**

Stewards	Timekeeper:
Marc VAN GEEL-Juha LIUKKONEN-Jean-Claude MENUT	Alberto Estébanez

SEPTEMBER 25, 26, 27, 28, 29 • 2019

GRID 2

FIA Masters Historic Formula One



FIA Masters Historic Formula One Champi

SPA SIX HOURS

Race 1

Lap Chart

Nr	Pos	Grid	LAP 1	2	3	4	5	6	7	8
37	1	37	37	37	7	7	7	7	7	77
7	2	7	7	7	47	77	77	77	77	7
47	3	47	47	47	77	12	12	12	12	12
77	4	77	77	77	12	37	37	37	37	37
4	5	4	4	4	37	22	22	22	22	22
12	6	12	12	12	22	4	4	4	4	4
16	7	16	16	16	4	16	16	16	16	61
66	8	66	22	22	16	61	61	61	61	71
22	9	22	61	61	61	71	71	71	71	81
61	10	61	63	63	71	81	81	81	81	92
63	11	63	71	71	81	92	92	92	92	41
71	12	71	81	81	92	41	41	41	41	63
41	13	41	41	41	41	9	9	9	9	9
81	14	81	9	9	9	45	45	45	45	45
9	15	9	42	42	45	63	63	63	63	42
15	16	15	92	92	42	42	42	42	47	
92	17	92	45	45	63	47	47	47	42	
42	18	42	15	15	15	15	15	15	15	
45	19	45								

SEPTEMBER 25, 26, 27, 28, 29 • 2019

GRAF VON FABER-CASTELL

GRID 2

FIA Masters Historic Formula One



FIA Masters Historic Formula One Champi

SPA SIX HOURS

Race 1

Best Sector Times

	SECTOR 1			SECTOR 2			SECTOR 3							
Pos		Driver	Time		Driver	Time		Driver	Time	Pos		Driver	Ideal Lap	Best Lap	
1	7	M.CANTILLON	46.973	77	S.HARTLEY	1:22.211	77	S.HARTLEY	43.770	1	77	S.HARTLEY	2:53.525	2:53.700	(1)
2	37	C.D'ANSEMBOURG	47.170	7	M.CANTILLON	1:23.656	7	M.CANTILLON	44.681	2	7	M.CANTILLON	2:55.310	2:55.562	(2)
3	22	J.HAGAN	47.269	12	K.TILLEY	1:23.969	47	A.D'ANSEMBOURG	44.823	3	12	K.TILLEY	2:56.312	2:56.858	(3)
4	12	K.TILLEY	47.443	47	A.D'ANSEMBOURG	1:24.134	12	K.TILLEY	44.900	4	47	A.D'ANSEMBOURG	2:56.425	2:57.372	(4)
5	47	A.D'ANSEMBOURG	47.468	16	M.HAZELL	1:26.293	37	C.D'ANSEMBOURG	45.621	5	37	C.D'ANSEMBOURG	3:00.517	3:02.549	(5)
6	77	S.HARTLEY	47.544	4	J.FOLCH-RUSINOL	1:27.141	4	J.FOLCH-RUSINOL	46.644	6	22	J.HAGAN	3:02.414	3:03.521	(7)
7	4	J.FOLCH-RUSINOL	48.947	37	C.D'ANSEMBOURG	1:27.726	22	J.HAGAN	46.890	7	4	J.FOLCH-RUSINOL	3:02.732	3:03.239	(6)
8	16	M.HAZELL	49.011	71	V.RIVET	1:28.121	71	V.RIVET	47.281	8	16	M.HAZELL	3:03.060	3:06.480	(9)
9	61	J.WRIGHT	49.426	61	J.WRIGHT	1:28.241	61	J.WRIGHT	47.448	9	61	J.WRIGHT	3:05.115	3:05.370	(8)
10	71	V.RIVET	50.054	22	J.HAGAN	1:28.255	16	M.HAZELL	47.756	10	71	V.RIVET	3:05.456	3:06.643	(10)
11	81	A.CREFCOEUR	52.925	81	A.CREFCOEUR	1:32.673	81	A.CREFCOEUR	50.567	11	81	A.CREFCOEUR	3:16.165	3:16.199	(11)
12	92	P.TATTERSALL	54.907	92	P.TATTERSALL	1:33.315	63	G.HALLAU	51.099	12	92	P.TATTERSALL	3:19.817	3:21.151	(12)
13	63	G.HALLAU	54.950	63	G.HALLAU	1:34.727	92	P.TATTERSALL	51.595	13	63	G.HALLAU	3:20.776	3:21.874	(13)
14	9	R.BLAIN	55.194	45	R.HOPE	1:34.965	9	R.BLAIN	51.745	14	9	R.BLAIN	3:22.475	3:23.793	(14)
15	41	P.BONNY	55.548	9	R.BLAIN	1:35.536	42	P.GRANT	52.074	15	41	P.BONNY	3:23.328	3:25.234	(16)
16	45	R.HOPE	56.562	41	P.BONNY	1:35.551	41	P.BONNY	52.229	16	45	R.HOPE	3:24.028	3:24.845	(15)
17	42	P.GRANT	57.203	42	P.GRANT	1:37.316	45	R.HOPE	52.501	17	42	P.GRANT	3:26.593	3:27.440	(17)
18	15	M.BAUDOIN	59.475	15	M.BAUDOIN	1:42.441	15	M.BAUDOIN	57.097	18	15	M.BAUDOIN	3:39.013	3:40.054	(18)

SEPTEMBER 25, 26, 27, 28, 29 • 2019

GRAF VON FABER-CASTELL

GRID 2

FIA Masters Historic Formula One



FIA Masters Historic Formula One Champi

SPA SIX HOURS

After Race 1

Event maximum speed

Driver	Team	Car	Class	Top Speed	Lap	Session
7 Mike CANTILLON		WILLIAMS FW07C	Head	**269.3**	8	Qualifying
37 Christophe D'ANSEMBOURG		WILLIAMS FW07C	Head	**266.7**	9	Qualifying
47 Antoine D'ANSEMBOURG		BRABHAM BT49	Head	**266.7**	8	Qualifying
4 Joaquin FOLCH-RUSINOL		BRABHAM BT49C	Head	**266.0**	8	Qualifying
22 James HAGAN		HESKETH 308	Fittipaldi	**265.4**	9	Qualifying
77 Steve HARTLEY		MCLAREN MP4/1	Head	**262.8**	4	Qualifying
61 Jason WRIGHT		SHADOW DN8	Fittipaldi	**257.8**	2	Qualifying
12 Kyle TILLEY		ENSIGN MN177	Fittipaldi	**255.9**	6	Qualifying
66 Charles NEARBURG		WILLIAMS FW07C	Head	**255.3**	7	Qualifying
16 Mark HAZELL		WILLIAMS FW08C	Lauda	**250.0**	10	Qualifying
41 Philippe BONNY		TROJAN T103-1	Fittipaldi	**243.2**	6	Qualifying
71 Vincent RIVET		MARCH 811	Head	**237.9**	4	Qualifying
63 Georg HALLAU		THEODORE N183	Lauda	**236.8**	6	Qualifying
92 Paul TATTERSALL		ENSIGN N179	Head	**233.3**	6	Qualifying
81 Alain CREFCOEUR		MARCH 701	Stewart	**231.3**	5	Qualifying
9 Robert BLAIN		MARCH 761	Fittipaldi	**216.4**	5	Qualifying
15 Michel BAUDOIN		HESKETH 308E	Fittipaldi	**212.2**	8	Qualifying
42 Paul GRANT		DE TOMASO 505	Stewart	**207.7**	9	Qualifying
45 Richard HOPE		ALFA ROMEO 182	Invitation	**148.4**	4	Race 1

SEPTEMBER 25, 26, 27, 28, 29 • 2019

GRID 2

FIA Masters Historic Formula One



FIA Masters Historic Formula One Champi

SPA SIX HOURS

Race 1

Analysis by lap

Lapped

Lap 1

Nr	Lap Time	Gap
37	4:05.465	
7	4:06.194	0.729
47	4:07.049	1.584
77	4:07.646	2.181
4	4:08.805	3.340
12	4:09.598	4.133
16	4:10.844	5.379
22	4:12.031	6.566
61	4:12.655	7.190
63	4:14.008	8.543
71	4:15.235	9.770
81	4:16.274	10.809
41	4:17.640	12.175
9	4:19.516	14.051
42	4:22.495	17.030
92	4:24.879	19.414
45	4:26.058	20.593
15	4:43.652	38.187

Lap 2

Nr	Lap Time	Gap
37	3:43.749	
7	3:44.035	1.015
47	3:44.010	1.845
77	3:43.731	2.163
4	3:42.998	2.589
12	3:42.832	3.216
16	3:42.716	4.346
22	3:41.822	4.639
61	3:41.898	5.339
63	3:42.455	7.249
71	3:42.092	8.113
81	3:42.523	9.583
41	3:43.455	11.881
9	3:42.837	13.139
42	3:41.361	14.642
92	3:40.554	16.219
45	3:42.111	18.955
15	3:42.700	37.138

Lap 3

Nr	Lap Time	Gap
7	2:57.903	
47	2:57.372	0.299
77	2:58.501	1.746
12	2:59.296	3.594
37	3:05.389	6.471
22	3:06.819	12.540
4	3:09.183	12.854
16	3:08.646	14.074
61	3:10.232	16.653
71	3:12.306	21.501
81	3:20.716	31.381
92	3:26.684	43.985
41	3:32.200	45.163
9	3:31.924	46.145
45	3:31.620	51.657
42	3:37.786	53.510
63	3:45.438	53.769
15	3:45.767	1:23.987

Lap 4

Nr	Lap Time	Gap
7	2:55.562	
77	2:56.449	2.633
12	2:56.858	4.890
37	3:04.244	15.153
22	3:06.434	23.412
4	3:07.053	24.345
16	3:06.547	25.059
61	3:07.926	29.017
71	3:09.948	35.887
81	3:18.700	54.519
92	3:32.462	1:20.885
41	3:33.886	1:23.487
9	3:34.345	1:24.928
45	3:32.516	1:28.611
63	3:31.417	1:29.624
42	3:41.678	1:39.626
47	5:00.878	2:05.615
15	3:50.088	2:18.513

Lap 5

Nr	Lap Time	Gap
7	3:13.860	
77	3:11.936	0.709
12	3:29.810	20.840
37	3:21.549	22.842
22	3:15.447	24.999
4	3:15.489	25.974
16	3:16.417	27.616
61	3:13.836	28.993
71	3:09.073	31.100
81	3:22.489	1:03.148
92	3:36.703	1:43.728
41	3:35.665	1:45.292
9	3:35.874	1:46.942
45	3:33.611	1:48.362
63	3:33.580	1:49.344
42	3:38.305	2:04.071
47	3:13.000	2:04.755
15	3:42.753	2:47.406

Lap 6

Nr	Lap Time	Gap
7	3:04.470	
77	3:04.416	0.655
12	3:05.302	21.672
37	3:04.700	23.072
22	3:03.521	24.050
4	3:03.239	24.743
16	3:06.480	29.626
61	3:07.284	31.807
71	3:06.643	33.273
81	3:18.580	1:17.258
92	3:26.881	2:06.139
41	3:31.174	2:11.996
9	3:31.476	2:13.948
45	3:31.228	2:15.120
63	3:31.694	2:16.568
42	3:28.165	2:27.766
47	3:28.004	2:28.289
15	3:40.054	3:22.990

Lap 7

Nr	Lap Time	Gap
7	3:44.007	
77	3:43.488	0.136
12	3:23.300	0.965
37	3:24.186	3.251
22	3:24.473	4.516
4	3:24.684	5.420
16	3:21.301	6.920
61	3:20.116	7.916
71	3:20.156	9.422
81	3:16.445	49.696
92	3:23.723	1:45.855
41	3:25.835	1:53.824
9	3:25.792	1:55.733
45	3:26.371	1:57.484
63	3:24.950	1:57.511
47	3:14.313	1:58.595
42	3:27.440	2:11.199

Lap 8

Nr	Lap Time	Gap
77	2:53.700	
7	2:57.665	3.829
12	2:57.107	4.236
37	3:02.549	11.964
22	3:03.921	14.601
4	3:03.702	15.286
61	3:05.370	19.450
71	3:08.334	23.920
15	3:42.750	1 Lap
81	3:16.199	1:12.059
92	3:21.151	2:13.170
41	3:25.234	2:25.222
63	3:21.874	2:25.549
9	3:23.793	2:25.690
45	3:24.845	2:28.493
42	3:31.252	2:48.615

Pit Stop Analysis

Nr.	In Time	In Driver	Out Time	Out Driver	Pit Time	T. Pit Time	Nr.	In Time	In Driver	Out Time	Out Driver	Pit Time	T. Pit Time

GRAF VON FABER-CASTELL

GRID 2

FIA Masters Historic Formula One

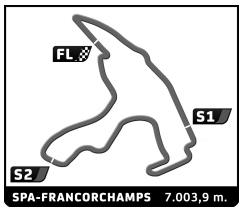

FIA Masters Historic Formula One Champi

SPA SIX HOURS

Race 1

Analysis

Personal Best | Session Best | B Crossing the finish line in pit lane

4 Joaquin FOLCH-RUSINOL — ES — BRABHAM BT49C

Lap	Time	Sector 1	Sector 2	Sector 3	Kph	Elapsed
1	4:08.805	1:19.947	1:44.827	1:04.031	99.6	4:08.805
2	3:42.998	1:05.317	1:38.804	58.877	113.1	7:51.803
3	3:09.183	54.217	1:27.896	47.070	133.3	11:00.986
4	3:07.053	50.467	1:28.403	48.183	134.8	14:08.039
5	3:15.489	50.397	1:37.823	47.269	129.0	17:23.528
6	3:03.239	49.454	1:27.141	46.644	137.6	20:26.767
7	3:24.684	49.956	1:44.290	50.438	123.2	23:51.451
8	3:03.702	48.947	1:27.478	47.277	137.3	26:55.153

7 Mike CANTILLON — IE — WILLIAMS FW07C

Lap	Time	Sector 1	Sector 2	Sector 3	Kph	Elapsed
1	4:06.194	1:16.721	1:45.820	1:03.653	100.6	4:06.194
2	3:44.035	1:05.125	1:39.645	59.265	112.5	7:50.229
3	2:57.903	48.354	1:24.136	45.413	141.7	10:48.132
4	2:55.562	47.225	1:23.656	44.681	143.6	13:43.694
5	3:13.860	50.506	1:30.858	52.496	130.1	16:57.554
6	3:04.470	53.101	1:25.405	45.964	136.7	20:02.024
7	3:44.007	1:07.942	1:48.229	47.836	112.6	23:46.031
8	2:57.665	46.973	1:25.776	44.916	141.9	26:43.696

9 Robert BLAIN — US — MARCH 761

Lap	Time	Sector 1	Sector 2	Sector 3	Kph	Elapsed
1	4:19.516	1:33.942	1:44.390	1:01.184	95.5	4:19.516
2	3:42.837	1:04.085	1:41.278	57.474	113.2	8:02.353
3	3:31.924	58.976	1:38.017	54.931	119.0	11:34.277
4	3:34.345	58.699	1:39.024	56.622	117.6	15:08.622
5	3:35.874	59.276	1:37.570	59.028	116.8	18:44.496
6	3:31.476	1:00.318	1:37.397	53.761	119.2	22:15.972
7	3:25.792	57.432	1:36.615	51.745	122.5	25:41.764
8	3:23.793	55.194	1:35.536	53.063	123.7	29:05.557

12 Kyle TILLEY — US — ENSIGN MN177

Lap	Time	Sector 1	Sector 2	Sector 3	Kph	Elapsed
1	4:09.598	1:20.685	1:44.808	1:04.105	99.3	4:09.598
2	3:42.832	1:05.324	1:38.668	58.840	113.2	7:52.430
3	2:59.296	48.997	1:24.868	45.431	140.6	10:51.726
4	2:56.858	47.824	1:23.969	45.065	142.6	13:48.584
5	3:29.810	1:04.136	1:39.002	46.672	120.2	17:18.394
6	3:05.302	50.631	1:26.617	48.054	136.1	20:23.696
7	3:23.300	50.492	1:44.789	48.019	124.0	23:46.996
8	2:57.107	47.443	1:24.764	44.900	142.4	26:44.103

15 Michel BAUDOIN — FR — HESKETH 308E

Lap	Time	Sector 1	Sector 2	Sector 3	Kph	Elapsed
1	4:43.652	1:33.033	2:10.685	59.934	87.3	4:43.652
2	3:42.700	1:01.761	1:42.998	57.941	113.2	8:26.352
3	3:45.767	1:01.359	1:46.966	57.442	111.7	12:12.119
4	3:50.088	1:01.123	1:50.368	58.597	109.6	16:02.207
5	3:42.753	1:00.894	1:44.762	57.097	113.2	19:44.960
6	3:40.054	59.997	1:42.441	57.616	114.6	23:25.014
7	3:42.750	59.475	1:45.684	57.591	113.2	27:07.764

16 Mark HAZELL — GB — WILLIAMS FW08C

Lap	Time	Sector 1	Sector 2	Sector 3	Kph	Elapsed
1	4:10.844	1:21.299	1:44.691	1:04.854	98.8	4:10.844
2	3:42.716	1:04.897	1:38.468	59.351	113.2	7:53.560
3	3:08.646	52.730	1:28.039	47.877	133.7	11:02.206
4	3:06.547	50.681	1:28.110	47.756	135.2	14:08.753
5	3:16.417	52.667	1:35.510	48.240	128.4	17:25.170
6	3:06.480	51.546	1:26.905	48.029	135.2	20:31.650
7	3:21.301	50.784	1:38.982	51.535	125.3	23:52.951

22 James HAGAN — IE — HESKETH 308

Lap	Time	Sector 1	Sector 2	Sector 3	Kph	Elapsed
1	4:12.031	1:22.925	1:44.296	1:04.810	98.3	4:12.031
2	3:41.822	1:04.926	1:38.027	58.869	113.7	7:53.853
3	3:06.819	50.906	1:28.644	47.269	135.0	11:00.672
4	3:06.434	48.568	1:30.190	47.676	135.2	14:07.106
5	3:15.447	49.917	1:37.913	47.617	129.0	17:22.553
6	3:03.521	48.376	1:28.255	46.890	137.4	20:26.074
7	3:24.473	49.989	1:44.442	50.042	123.3	23:50.547
8	3:03.921	47.269	1:29.497	47.155	137.1	26:54.468

37 Christophe D'ANSEMBOURG — BE — WILLIAMS FW07C

Lap	Time	Sector 1	Sector 2	Sector 3	Kph	Elapsed
1	4:05.465	1:15.809	1:46.126	1:03.530	100.9	4:05.465
2	3:43.749	1:04.854	1:40.183	58.712	112.7	7:49.214
3	3:05.389	47.512	1:32.256	45.621	136.0	10:54.603
4	3:04.244	49.172	1:27.726	47.346	136.9	13:58.847
5	3:21.549	55.464	1:38.555	47.530	125.1	17:20.396
6	3:04.700	49.527	1:28.249	46.924	136.5	20:25.096
7	3:24.186	49.769	1:45.135	49.282	123.5	23:49.282
8	3:02.549	47.170	1:28.346	47.033	138.1	26:51.831

41 Philippe BONNY — FR — TROJAN T103-1

Lap	Time	Sector 1	Sector 2	Sector 3	Kph	Elapsed
1	4:17.640	1:29.581	1:42.747	1:05.312	96.2	4:17.640
2	3:43.455	1:04.897	1:41.294	57.264	112.8	8:01.095
3	3:32.200	59.292	1:38.287	54.621	118.8	11:33.295
4	3:33.886	58.465	1:39.165	56.256	117.9	15:07.181
5	3:35.665	59.275	1:36.956	59.434	116.9	18:42.846
6	3:31.174	1:00.699	1:37.527	52.948	119.4	22:14.020
7	3:25.835	57.775	1:35.831	52.229	122.5	25:39.855
8	3:25.234	55.548	1:35.551	54.135	122.9	29:05.089

42 Paul GRANT — BE — DE TOMASO 505

Lap	Time	Sector 1	Sector 2	Sector 3	Kph	Elapsed
1	4:22.495	1:34.579	1:48.799	59.117	94.4	4:22.495
2	3:41.361	1:02.785	1:43.004	55.572	113.9	8:03.856
3	3:37.786	59.656	1:42.084	56.046	115.8	11:41.642
4	3:41.678	1:00.412	1:45.991	55.275	113.7	15:23.320
5	3:38.305	59.913	1:42.942	55.450	115.5	19:01.625
6	3:28.165	58.221	1:37.870	52.074	121.1	22:29.790
7	3:27.440	57.203	1:37.316	52.921	121.5	25:57.230
8	3:31.252	58.685	1:39.202	53.365	119.4	29:28.482

45 Richard HOPE — GB — ALFA ROMEO 182

Lap	Time	Sector 1	Sector 2	Sector 3	Kph	Elapsed
1	4:26.058	1:45.783	1:42.087	58.188	93.1	4:26.058
2	3:42.111	1:03.962	1:41.941	56.208	113.5	8:08.169
3	3:31.620	58.468	1:39.221	53.931	119.1	11:39.789

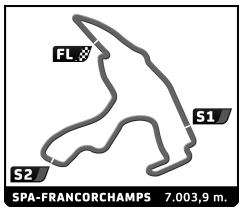

FIA Masters Historic Formula One Champi

SPA SIX HOURS

Race 1

Analysis

Personal Best | Session Best | **B** Crossing the finish line in pit lane

Lap	Time	Sector 1	Sector 2	Sector 3	Kph	Elapsed
4	3:32.516	56.562	1:38.692	57.262	118.6	15:12.305
5	3:33.611	59.837	1:37.562	56.212	118.0	18:45.916
6	3:31.228	1:00.734	1:36.953	53.541	119.4	22:17.144
7	3:26.371	58.485	1:35.385	52.501	122.2	25:43.515
8	3:24.845	57.118	1:34.965	52.762	123.1	29:08.360

47 Antoine D'ANSEMBOURG — BE — BRABHAM BT49

Lap	Time	Sector 1	Sector 2	Sector 3	Kph	Elapsed
1	4:07.049	1:17.666	1:45.663	1:03.720	100.3	4:07.049
2	3:44.010	1:05.480	1:39.039	59.491	112.6	7:51.059
3	2:57.372	48.415	1:24.134	44.823	142.2	10:48.431
4	5:00.878	47.468	3:25.102	48.308	83.8	15:49.309
5	3:13.000	50.770	1:27.543	54.687	130.6	19:02.309
6	3:28.004	59.111	1:36.814	52.079	121.2	22:30.313
7	3:14.313	59.332	1:26.413	48.568	129.8	25:44.626

61 Jason WRIGHT — IT — SHADOW DN8

Lap	Time	Sector 1	Sector 2	Sector 3	Kph	Elapsed
1	4:12.655	1:24.208	1:44.126	1:04.321	98.1	4:12.655
2	3:41.898	1:05.124	1:37.940	58.834	113.6	7:54.553
3	3:10.232	54.120	1:28.241	47.871	132.5	11:04.785
4	3:07.926	50.658	1:29.369	47.899	134.2	14:12.711
5	3:13.836	50.834	1:34.837	48.165	130.1	17:26.547
6	3:07.284	51.016	1:28.625	47.643	134.6	20:33.831
7	3:20.116	49.801	1:38.647	51.668	126.0	23:53.947
8	3:05.370	49.426	1:28.496	47.448	136.0	26:59.317

63 Georg HALLAU — DE — THEODORE N183

Lap	Time	Sector 1	Sector 2	Sector 3	Kph	Elapsed
1	4:14.008	1:26.019	1:43.529	1:04.460	97.5	4:14.008
2	3:42.455	1:05.016	1:37.748	59.691	113.3	7:56.463
3	3:45.438	55.123	1:56.490	53.825	111.8	11:41.901
4	3:31.417	54.950	1:39.384	57.083	119.3	15:13.318
5	3:33.580	1:00.492	1:37.129	55.959	118.1	18:46.898
6	3:31.694	1:01.812	1:35.859	54.023	119.1	22:18.592
7	3:24.950	59.072	1:34.779	51.099	123.0	25:43.542
8	3:21.874	55.007	1:34.727	52.140	124.9	29:05.416

71 Vincent RIVET — FR — MARCH 811

Lap	Time	Sector 1	Sector 2	Sector 3	Kph	Elapsed
1	4:15.235	1:27.237	1:43.611	1:04.387	97.1	4:15.235
2	3:42.092	1:04.685	1:37.624	59.783	113.5	7:57.327
3	3:12.306	53.518	1:29.857	48.931	131.1	11:09.633
4	3:09.948	51.019	1:29.597	49.332	132.7	14:19.581
5	3:09.073	50.904	1:29.883	48.286	133.4	17:28.654
6	3:06.643	51.241	1:28.121	47.281	135.1	20:35.297
7	3:20.156	50.631	1:37.324	52.201	126.0	23:55.453
8	3:08.334	50.054	1:28.584	49.696	133.9	27:03.787

77 Steve HARTLEY — GB — MCLAREN MP4/1

Lap	Time	Sector 1	Sector 2	Sector 3	Kph	Elapsed
1	4:07.646	1:18.404	1:45.574	1:03.668	100.0	4:07.646
2	3:43.731	1:05.607	1:38.810	59.314	112.7	7:51.377
3	2:58.501	48.701	1:24.214	45.586	141.3	10:49.878
4	2:56.449	47.544	1:24.271	44.634	142.9	13:46.327
5	3:11.936	49.397	1:29.988	52.551	131.4	16:58.263
6	3:04.416	53.900	1:24.522	45.994	136.7	20:02.679
7	3:43.488	1:08.104	1:47.693	47.691	112.8	23:46.167
8	2:53.700	47.719	1:22.211	43.770	145.2	26:39.867

81 Alain CREFCOEUR — BE — MARCH 701

Lap	Time	Sector 1	Sector 2	Sector 3	Kph	Elapsed
1	4:16.274	1:28.953	1:42.729	1:04.592	96.7	4:16.274
2	3:42.523	1:04.772	1:37.387	1:00.364	113.3	7:58.797
3	3:20.716	54.506	1:33.656	52.554	125.6	11:19.513
4	3:18.700	53.091	1:33.403	52.206	126.9	14:38.213
5	3:22.489	54.319	1:33.596	54.574	124.5	18:00.702
6	3:18.580	54.202	1:32.933	51.445	127.0	21:19.282
7	3:16.445	52.946	1:32.673	50.826	128.4	24:35.727
8	3:16.199	52.925	1:32.707	50.567	128.5	27:51.926

92 Paul TATTERSALL — GB — ENSIGN N179

Lap	Time	Sector 1	Sector 2	Sector 3	Kph	Elapsed
1	4:24.879	1:35.159	1:51.503	58.217	93.5	4:24.879
2	3:40.554	1:02.498	1:42.522	55.534	114.3	8:05.433
3	3:26.684	58.195	1:36.894	51.595	122.0	11:32.117
4	3:32.462	57.693	1:39.246	55.523	118.7	15:04.579
5	3:36.703	55.525	1:34.181	1:06.997	116.4	18:41.282
6	3:26.881	57.321	1:36.954	52.606	121.9	22:08.163
7	3:23.723	57.366	1:34.751	51.606	123.8	25:31.886
8	3:21.151	54.907	1:33.315	52.929	125.3	28:53.037

GRAF VON FABER-CASTELL

GRID 2

FIA Masters Historic Formula One



FIA Masters Historic Formula One Champi

SPA SIX HOURS

Race 2 (25')

Starting Grid

Charles NEARBURG	66	- 10 -		
Antoine D'ANSEMBOURG	47	- 9 -	15	Michel BAUDOIN
Paul GRANT	42	- 8 -	16	Mark HAZELL
Robert BLAIN	9	- 7 -	45	Richard HOPE
Philippe BONNY	41	- 6 -	63	Georg HALLAU
Alain CREFCOEUR	81	- 5 -	92	Paul TATTERSALL
Mike CANTILLON	7	- 4 -	77	Steve HARTLEY
Christophe D'ANSEMBOURG	37	- 3 -	12	Kyle TILLEY
Joaquin FOLCH-RUSINOL	4	- 2 -	22	James HAGAN
Vincent RIVET	71	- 1 -	61	Jason WRIGHT

Pole

Stewards	Timekeeper:
Marc VAN GEEL-Juha LIUKKONEN-Jean-Claude MENUT	Alberto Estébanez

SEPTEMBER 25, 26, 27, 28, 29 • 2019

GRAF VON FABER-CASTELL

GRID 2

FIA Masters Historic Formula One



FIA Masters Historic Formula One Championship

SPA SIX HOURS

Race 2 (25')

Final Classification

		Drivers	Nat	Team	Vehicle	Class	Laps	Total Time	Gap	Kph	Best Lap Lap	Best Lap Time	Best Lap Kph
1	12	Kyle TILLEY	US		ENSIGN MN177	Fittipaldi	8	**26:09.034**	-	128.3	8	**2:57.333**	142.2
2	61	Jason WRIGHT	IT		SHADOW DN8	Fittipaldi	8	**26:25.417**	+16.383	127.0	7	**3:01.961**	138.6
3	4	Joaquin FOLCH-RUSINOL	ES		BRABHAM BT49C	Head	8	**26:29.424**	+20.390	126.6	8	**3:03.648**	137.3
4	22	James HAGAN	IE		HESKETH 308	Fittipaldi	8	**26:30.881**	+21.847	126.5	7	**3:03.607**	137.3
5	37	Christophe D'ANSEMBOURG	BE		WILLIAMS FW07C	Head	8	**26:45.168**	+36.134	125.4	6	**3:03.150**	137.7
6	16	Mark HAZELL	GB		WILLIAMS FW08C	Lauda	8	**26:59.727**	+50.693	124.3	8	**3:06.587**	135.1
7	63	Georg HALLAU	DE		THEODORE N183	Lauda	8	**27:06.370**	+57.336	123.8	6	**3:09.463**	133.1
8	47	Antoine D'ANSEMBOURG	BE		BRABHAM BT49	Head	8	**27:12.473**	+1:03.439	123.3	6	**3:03.218**	137.6
9	9	Robert BLAIN	US		MARCH 761	Fittipaldi	8	**28:35.834**	+2:26.800	117.3	6	**3:21.498**	125.1
10	92	Paul TATTERSALL	GB		ENSIGN N179	Head	8	**28:38.673**	+2:29.639	117.1	8	**3:22.973**	124.2
11	41	Philippe BONNY	FR		TROJAN T103-1	Fittipaldi	8	**29:07.354**	+2:58.320	115.2	8	**3:27.373**	121.6
12	42	Paul GRANT	BE		DE TOMASO 505	Stewart	8	**29:10.817**	+3:01.783	115.0	6	**3:29.126**	120.6
13	15	Michel BAUDOIN	FR		HESKETH 308E	Fittipaldi	7	**28:03.462**	1 Lap	104.6	7	**3:50.568**	109.4
14	77	Steve HARTLEY	GB		MCLAREN MP4/1	Head	5	**19:22.422**	3 Laps	108.1	4	**3:08.799**	133.6
15	71	Vincent RIVET	FR		MARCH 811	Head	3	**11:05.527**	5 Laps	113.0	2	**3:19.693**	126.3
16	7	Mike CANTILLON	IE		WILLIAMS FW07C	Head	3	**11:06.448**	5 Laps	112.8	2	**3:18.575**	127.0
17	45	Richard HOPE	GB		ALFA ROMEO 182	Invitation	1	**4:25.615**	7 Laps	93.3			
18	81	Alain CREFCOEUR	BE		MARCH 701	Stewart							

Not started

66	Charles NEARBURG	US		WILLIAMS FW07C	Head

Pole Position		RIVET, Vincent		
Fastest Lap	Lap 8	Kyle TILLEY	**2:57.333**	142.2 Kph

Published at: .....

Track Status: **WET**

Stewards	**Timekeeper:**
Marc VAN GEEL-Juha LIUKKONEN-Jean-Claude MENUT	Alberto Estébanez

SEPTEMBER 25, 26, 27, 28, 29 • 2019

GRAF VON FABER-CASTELL

GRID 2

FIA Masters Historic Formula One



FIA Masters Historic Formula One Champi

SPA SIX HOURS

Race 2

Final Classification by Class

	Nr.	Driver	Nat	Team	Car	Laps	Total Time	Gap	Kph	Best Lap Lap	Best Lap Time	Best Lap Kph
Fittipaldi												
1	12	**Kyle TILLEY**	US		ENSIGN MN177	8	**26:09.034**		128.3	8	**2:57.333**	142.2
2	61	**Jason WRIGHT**	IT		SHADOW DN8	8	**26:25.417**	+16.383	127.0	7	**3:01.961**	138.6
3	22	**James HAGAN**	IE		HESKETH 308	8	**26:30.881**	+21.847	126.5	7	**3:03.607**	137.3
4	9	**Robert BLAIN**	US		MARCH 761	8	**28:35.834**	+2'26.800	117.3	6	**3:21.498**	125.1
5	41	**Philippe BONNY**	FR		TROJAN T103-1	8	**29:07.354**	+2'58.320	115.2	8	**3:27.373**	121.6
6	15	**Michel BAUDOIN**	FR		HESKETH 308E	7	**28:03.462**	1 Laps	104.6	7	**3:50.568**	109.4
Head												
1	4	**Joaquin FOLCH-RUSINOL**	ES		BRABHAM BT49C	8	**26:29.424**		126.6	8	**3:03.648**	137.3
2	37	**Christophe D'ANSEMBOURG**	BE		WILLIAMS FW07C	8	**26:45.168**	+15.744	125.4	6	**3:03.150**	137.7
3	47	**Antoine D'ANSEMBOURG**	BE		BRABHAM BT49	8	**27:12.473**	+43.049	123.3	6	**3:03.218**	137.6
4	92	**Paul TATTERSALL**	GB		ENSIGN N179	8	**28:38.673**	+2'09.249	117.1	8	**3:22.973**	124.2
5	77	**Steve HARTLEY**	GB		MCLAREN MP4/1	5	**19:22.422**	3 Laps	108.1	4	**3:08.799**	133.6
6	71	**Vincent RIVET**	FR		MARCH 811	3	**11:05.527**	5 Laps	113.0	2	**3:19.693**	126.3
7	7	**Mike CANTILLON**	IE		WILLIAMS FW07C	3	**11:06.448**	5 Laps	112.8	2	**3:18.575**	127.0
Not started												
	66	**Charles NEARBURG**	US		WILLIAMS FW07C							
Invitation												
1	45	**Richard HOPE**	GB		ALFA ROMEO 182	1	**4:25.615**		93.3			
Lauda												
1	16	**Mark HAZELL**	GB		WILLIAMS FW08C	8	**26:59.727**		124.3	8	**3:06.587**	135.1
2	63	**Georg HALLAU**	DE		THEODORE N183	8	**27:06.370**	+6.643	123.8	6	**3:09.463**	133.1
Stewart												
1	42	**Paul GRANT**	BE		DE TOMASO 505	8	**29:10.817**		115.0	6	**3:29.126**	120.6
2	81	**Alain CREFCOEUR**	BE		MARCH 701							

Published at: .....

Track Status: **WET**

Stewards	**Timekeeper:**
Marc VAN GEEL-Juha LIUKKONEN-Jean-Claude MENUT	Alberto Estébanez

SEPTEMBER 25, 26, 27, 28, 29 • 2019

GRAF VON FABER-CASTELL

GRID 2

FIA Masters Historic Formula One



FIA Masters Historic Formula One Champi

SPA SIX HOURS

Race 2

Final Classification by Class

	Nr.	Driver	Nat	Team	Car	Laps	Total Time	Gap	Kph	Best Lap Lap	Best Lap Time	Best Lap Kph
1												
1	4	**Joaquin FOLCH-RUSINOL**	ES		BRABHAM BT49C	8	**26:29.424**		126.6	8	**3:03.648**	137.3
2	37	**Christophe D'ANSEMBOURG**	BE		WILLIAMS FW07C	8	**26:45.168**	+15.744	125.4	6	**3:03.150**	137.7
3	16	**Mark HAZELL**	GB		WILLIAMS FW08C	8	**26:59.727**	+30.303	124.3	8	**3:06.587**	135.1
4	63	**Georg HALLAU**	DE		THEODORE N183	8	**27:06.370**	+36.946	123.8	6	**3:09.463**	133.1
5	47	**Antoine D'ANSEMBOURG**	BE		BRABHAM BT49	8	**27:12.473**	+43.049	123.3	6	**3:03.218**	137.6
6	92	**Paul TATTERSALL**	GB		ENSIGN N179	8	**28:38.673**	+2'09.249	117.1	8	**3:22.973**	124.2
7	77	**Steve HARTLEY**	GB		MCLAREN MP4/1	5	**19:22.422**	3 Laps	108.1	4	**3:08.799**	133.6
8	71	**Vincent RIVET**	FR		MARCH 811	3	**11:05.527**	5 Laps	113.0	2	**3:19.693**	126.3
9	7	**Mike CANTILLON**	IE		WILLIAMS FW07C	3	**11:06.448**	5 Laps	112.8	2	**3:18.575**	127.0
		Not started										
	66	**Charles NEARBURG**	US		WILLIAMS FW07C							
2												
1	12	**Kyle TILLEY**	US		ENSIGN MN177	8	**26:09.034**		128.3	8	**2:57.333**	142.2
2	61	**Jason WRIGHT**	IT		SHADOW DN8	8	**26:25.417**	+16.383	127.0	7	**3:01.961**	138.6
3	22	**James HAGAN**	IE		HESKETH 308	8	**26:30.881**	+21.847	126.5	7	**3:03.607**	137.3
4	9	**Robert BLAIN**	US		MARCH 761	8	**28:35.834**	+2'26.800	117.3	6	**3:21.498**	125.1
5	41	**Philippe BONNY**	FR		TROJAN T103-1	8	**29:07.354**	+2'58.320	115.2	8	**3:27.373**	121.6
6	42	**Paul GRANT**	BE		DE TOMASO 505	8	**29:10.817**	+3'01.783	115.0	6	**3:29.126**	120.6
7	15	**Michel BAUDOIN**	FR		HESKETH 308E	7	**28:03.462**	1 Laps	104.6	7	**3:50.568**	109.4
8	81	**Alain CREFCOEUR**	BE		MARCH 701							
3												
1	45	**Richard HOPE**	GB		ALFA ROMEO 182	1	**4:25.615**		93.3			

Published at: .....

Track Status: **WET**

Stewards	Timekeeper:
Marc VAN GEEL-Juha LIUKKONEN-Jean-Claude MENUT	Alberto Estébanez

SEPTEMBER 25, 26, 27, 28, 29 • 2019

GRAF VON FABER-CASTELL

GRID 2

FIA Masters Historic Formula One



FIA Masters Historic Formula One Champi

SPA SIX HOURS

Race 2

Lap Chart

Nr	Pos	Grid	LAP 1	2	3	4	5	6	7	8
71	1	71	61	61	61	61	12	12	12	12
61	2	61	71	4	4	4	61	61	61	61
4	3	4	4	22	22	22	4	22	22	4
22	4	22	22	77	77	77	22	4	4	22
37	5	37	37	71	37	12	37	37	37	37
12	6	12	12	37	71	37	16	16	16	16
7	7	7	7	12	12	63	63	63	63	63
77	8	77	77	7	7	16	47	47	47	47
81	9	81	92	63	63	47	92	9	9	9
92	10	92	41	16	16	92	9	92	92	92
41	11	41	63	92	92	9	41	41	41	41
63	12	63	9	41	9	41	42	42	42	42
9	13	9	16	9	41	42	77	15	15	
45	14	45	42	42	47	15	15			
42	15	42	47	47	42					
16	16	16	15	15	15					
47	17	47	45							
15	18	15								
66	19	66								

SEPTEMBER 25, 26, 27, 28, 29 • 2019

GRAF VON FABER-CASTELL

GRID 2

FIA Masters Historic Formula One



FIA Masters Historic Formula One Champi

SPA SIX HOURS

Race 2

Best Sector Times

	SECTOR 1			SECTOR 2			SECTOR 3							
Pos		Driver	Time		Driver	Time		Driver	Time	Pos		Driver	Ideal Lap	Best Lap	
1	22	J.HAGAN	47.067	12	K.TILLEY	1:24.305	12	K.TILLEY	45.595	1	12	K.TILLEY	2:57.188	2:57.333	(1)
2	12	K.TILLEY	47.288	61	J.WRIGHT	1:27.322	47	A.D'ANSEMBOURG	45.979	2	4	J.FOLCH-RUSINOL	3:01.632	3:03.648	(6)
3	61	J.WRIGHT	47.748	16	M.HAZELL	1:27.420	22	J.HAGAN	46.011	3	61	J.WRIGHT	3:01.961	3:01.961	(2)
4	4	J.FOLCH-RUSINOL	47.872	4	J.FOLCH-RUSINOL	1:27.438	4	J.FOLCH-RUSINOL	46.322	4	47	A.D'ANSEMBOURG	3:02.061	3:03.218	(4)
5	37	C.D'ANSEMBOURG	48.308	47	A.D'ANSEMBOURG	1:27.481	37	C.D'ANSEMBOURG	46.444	5	22	J.HAGAN	3:02.136	3:03.607	(5)
6	77	S.HARTLEY	48.470	37	C.D'ANSEMBOURG	1:28.327	61	J.WRIGHT	46.891	6	37	C.D'ANSEMBOURG	3:03.079	3:03.150	(3)
7	47	A.D'ANSEMBOURG	48.601	77	S.HARTLEY	1:28.488	16	M.HAZELL	47.732	7	16	M.HAZELL	3:06.587	3:06.587	(7)
8	63	G.HALLAU	50.191	22	J.HAGAN	1:29.058	63	G.HALLAU	48.073	8	77	S.HARTLEY	3:06.997	3:08.799	(8)
9	16	M.HAZELL	51.435	63	G.HALLAU	1:30.286	77	S.HARTLEY	50.039	9	63	G.HALLAU	3:08.550	3:09.463	(9)
10	7	M.CANTILLON	52.731	7	M.CANTILLON	1:31.647	9	R.BLAIN	50.594	10	7	M.CANTILLON	3:18.575	3:18.575	(10)
11	71	V.RIVET	52.926	71	V.RIVET	1:32.364	92	P.TATTERSALL	52.124	11	9	R.BLAIN	3:19.580	3:21.498	(12)
12	9	R.BLAIN	54.079	9	R.BLAIN	1:34.907	42	P.GRANT	52.160	12	71	V.RIVET	3:19.693	3:19.693	(11)
13	92	P.TATTERSALL	54.098	92	P.TATTERSALL	1:35.766	41	P.BONNY	53.554	13	92	P.TATTERSALL	3:21.988	3:22.973	(13)
14	41	P.BONNY	54.856	41	P.BONNY	1:38.372	7	M.CANTILLON	54.197	14	41	P.BONNY	3:26.782	3:27.373	(14)
15	42	P.GRANT	56.742	42	P.GRANT	1:39.220	71	V.RIVET	54.403	15	42	P.GRANT	3:28.122	3:29.126	(15)
16	15	M.BAUDOIN	1:01.633	45	R.HOPE	1:45.192	15	M.BAUDOIN	59.755	16	15	M.BAUDOIN	3:49.274	3:50.568	(16)

SEPTEMBER 25, 26, 27, 28, 29 • 2019

GRAF VON FABER-CASTELL

GRID 2

FIA Masters Historic Formula One



FIA Masters Historic Formula One Champi

SPA SIX HOURS

After Race 2

Event maximum speed

Driver	Team	Car	Class	Top Speed	Lap	Session
7 Mike CANTILLON		WILLIAMS FW07C	Head	**269.3**	8	Qualifying
37 Christophe D'ANSEMBOURG		WILLIAMS FW07C	Head	**266.7**	9	Qualifying
47 Antoine D'ANSEMBOURG		BRABHAM BT49	Head	**266.7**	8	Qualifying
4 Joaquin FOLCH-RUSINOL		BRABHAM BT49C	Head	**266.0**	8	Qualifying
22 James HAGAN		HESKETH 308	Fittipaldi	**265.4**	9	Qualifying
77 Steve HARTLEY		MCLAREN MP4/1	Head	**262.8**	4	Qualifying
61 Jason WRIGHT		SHADOW DN8	Fittipaldi	**257.8**	2	Qualifying
12 Kyle TILLEY		ENSIGN MN177	Fittipaldi	**255.9**	6	Qualifying
66 Charles NEARBURG		WILLIAMS FW07C	Head	**255.3**	7	Qualifying
16 Mark HAZELL		WILLIAMS FW08C	Lauda	**250.0**	10	Qualifying
41 Philippe BONNY		TROJAN T103-1	Fittipaldi	**243.2**	6	Qualifying
71 Vincent RIVET		MARCH 811	Head	**237.9**	4	Qualifying
63 Georg HALLAU		THEODORE N183	Lauda	**236.8**	6	Qualifying
92 Paul TATTERSALL		ENSIGN N179	Head	**233.3**	6	Qualifying
81 Alain CREFCOEUR		MARCH 701	Stewart	**231.3**	5	Qualifying
9 Robert BLAIN		MARCH 761	Fittipaldi	**216.4**	5	Qualifying
15 Michel BAUDOIN		HESKETH 308E	Fittipaldi	**212.2**	8	Qualifying
42 Paul GRANT		DE TOMASO 505	Stewart	**207.7**	9	Qualifying
45 Richard HOPE		ALFA ROMEO 182	Invitation	**148.4**	4	Race 1

SEPTEMBER 25, 26, 27, 28, 29 • 2019

GRAF VON FABER-CASTELL

GRID 2

FIA Masters Historic Formula One



FIA Masters Historic Formula One Champi

SPA SIX HOURS

Race 2

Analysis by lap

Lapped

Lap 1

Nr	Lap Time	Gap
61	3:52.243	
71	3:52.303	0.060
4	3:53.379	1.136
22	3:53.769	1.526
37	3:55.006	2.763
12	3:55.328	3.085
7	3:56.262	4.019
77	3:57.264	5.021
92	4:05.314	13.071
41	4:08.040	15.797
63	4:08.861	16.618
9	4:10.583	18.340
16	4:11.080	18.837
42	4:12.654	20.411
47	4:12.906	20.663
15	4:20.690	28.447
45	4:25.615	33.372

Lap 2

Nr	Lap Time	Gap
61	3:13.752	
4	3:14.022	1.406
22	3:14.467	2.241
77	3:12.947	4.216
71	3:19.693	6.001
37	3:18.001	7.012
12	3:18.501	7.834
7	3:18.575	8.842
63	3:22.427	25.293
16	3:21.428	26.513
92	3:43.170	42.489
41	3:42.234	44.279
9	3:40.888	45.476
42	3:39.636	46.295
47	3:39.897	46.808
15	4:05.659	1:20.354

Lap 3

Nr	Lap Time	Gap
61	3:56.146	
4	3:56.022	1.282
22	3:55.374	1.469
77	3:54.035	2.105
37	3:52.282	3.148
71	3:53.531	3.386
12	3:51.746	3.434
7	3:51.611	4.307
63	3:37.411	6.558
16	3:36.658	7.025
92	3:32.900	19.243
9	3:38.904	28.234
41	3:40.395	28.528
47	3:38.691	29.353
42	3:39.653	29.802
15	3:57.739	1:21.947

Lap 4

Nr	Lap Time	Gap
61	3:06.159	
4	3:07.113	2.236
22	3:08.042	3.352
77	3:08.799	4.745
12	3:07.792	5.067
37	3:09.494	6.483
63	3:16.218	16.617
16	3:17.054	17.920
47	3:21.905	45.099
92	3:33.660	46.744
9	3:28.408	50.483
41	3:36.259	58.628
42	3:36.146	59.789
15	4:03.025	2:18.813

Lap 5

Nr	Lap Time	Gap
12	3:01.560	
61	3:06.636	0.009
4	3:05.316	0.925
22	3:05.631	2.356
37	3:06.521	6.377
16	3:09.542	20.835
63	3:12.759	22.749
47	3:06.246	44.718
92	3:30.556	1:10.673
9	3:27.352	1:11.208
41	3:32.258	1:24.259
42	3:31.562	1:24.724
77	5:09.377	2:07.495

Lap 6

Nr	Lap Time	Gap
12	2:58.689	
15	3:52.276	1 Lap
61	3:04.922	6.242
22	3:04.255	7.922
4	3:06.177	8.413
37	3:03.150	10.838
16	3:07.447	29.593
63	3:09.463	33.523
47	3:03.218	49.247
9	3:21.498	1:34.017
92	3:26.507	1:38.491
41	3:29.349	1:54.919
42	3:29.126	1:55.161

Lap 7

Nr	Lap Time	Gap
12	2:58.085	
61	3:01.961	10.118
22	3:03.607	13.444
4	3:03.747	14.075
37	3:10.419	23.172
16	3:09.931	41.439
63	3:09.538	44.976
47	3:04.879	56.041
15	3:53.505	1 Lap
9	3:25.821	2:01.753
92	3:23.593	2:03.999
41	3:31.446	2:28.280
42	3:31.235	2:28.311

Lap 8

Nr	Lap Time	Gap
12	2:57.333	
61	3:03.598	16.383
4	3:03.648	20.390
22	3:05.736	21.847
37	3:10.295	36.134
16	3:06.587	50.693
63	3:09.693	57.336
47	3:04.731	1:03.439
15	3:50.568	1 Lap
9	3:22.380	2:26.800
92	3:22.973	2:29.639
41	3:27.373	2:58.320
42	3:30.805	3:01.783

Pit Stop Analysis

Nr.	In Time	In Driver	Out Time	Out Driver	Pit Time	T. Pit Time	Nr.	In Time	In Driver	Out Time	Out Driver	Pit Time	T. Pit Time

GRAF VON FABER-CASTELL

GRID 2

FIA Masters Historic Formula One

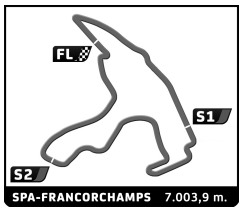

FIA Masters Historic Formula One Champi

SPA SIX HOURS

Race 2

Analysis

Personal Best | Session Best | **B** Crossing the finish line in pit lane

4 Joaquin FOLCH-RUSINOL — ES — BRABHAM BT49C

Lap	Time	Sector 1	Sector 2	Sector 3	Kph	Elapsed
1	3:53.379	1:10.433	1:47.841	55.105	106.2	3:53.379
2	3:14.022	50.443	1:30.709	52.870	130.0	7:07.401
3	3:56.022	1:11.049	1:49.206	55.767	106.8	11:03.423
4	3:07.113	49.147	1:29.605	48.361	134.8	14:10.536
5	3:05.316	49.399	1:27.438	48.479	136.1	17:15.852
6	3:06.177	50.449	1:28.845	46.883	135.4	20:22.029
7	3:03.747	49.472	1:27.751	46.524	137.2	23:25.776
8	3:03.648	47.872	1:29.454	46.322	137.3	26:29.424

7 Mike CANTILLON — IE — WILLIAMS FW07C

Lap	Time	Sector 1	Sector 2	Sector 3	Kph	Elapsed
1	3:56.262	1:14.209	1:46.741	55.312	104.9	3:56.262
2	3:18.575	52.731	1:31.647	54.197	127.0	7:14.837
3	3:51.611	1:08.433	1:48.624	54.554	108.9	11:06.448

9 Robert BLAIN — US — MARCH 761

Lap	Time	Sector 1	Sector 2	Sector 3	Kph	Elapsed
1	4:10.583	1:21.214	1:44.872	1:04.497	98.9	4:10.583
2	3:40.888	1:01.150	1:41.321	58.417	114.1	7:51.471
3	3:38.904	59.955	1:42.903	56.046	115.2	11:30.375
4	3:28.408	57.534	1:39.512	51.362	121.0	14:58.783
5	3:27.352	55.698	1:39.471	52.183	121.6	18:26.135
6	3:21.498	54.079	1:34.907	52.512	125.1	21:47.633
7	3:25.821	54.700	1:38.132	52.989	122.5	25:13.454
8	3:22.380	55.032	1:36.754	50.594	124.6	28:35.834

12 Kyle TILLEY — US — ENSIGN MN177

Lap	Time	Sector 1	Sector 2	Sector 3	Kph	Elapsed
1	3:55.328	1:13.520	1:46.852	54.956	105.3	3:55.328
2	3:18.501	52.966	1:31.581	53.954	127.0	7:13.829
3	3:51.746	1:08.839	1:48.814	54.093	108.8	11:05.575
4	3:07.792	50.627	1:27.397	49.768	134.3	14:13.367
5	3:01.560	48.974	1:25.794	46.792	138.9	17:14.927
6	2:58.689	47.530	1:24.551	46.608	141.1	20:13.616
7	2:58.085	47.934	1:24.305	45.846	141.6	23:11.701
8	2:57.333	47.288	1:24.450	45.595	142.2	26:09.034

15 Michel BAUDOIN — FR — HESKETH 308E

Lap	Time	Sector 1	Sector 2	Sector 3	Kph	Elapsed
1	4:20.690	1:26.346	1:50.107	1:04.237	95.0	4:20.690
2	4:05.659	1:07.281	1:52.441	1:05.937	102.6	8:26.349
3	3:57.739	1:05.002	1:51.306	1:01.431	106.1	12:24.088
4	4:03.025	1:10.547	1:50.686	1:01.792	103.8	16:27.113
5	3:52.276	1:01.633	1:50.485	1:00.158	108.6	20:19.389
6	3:53.505	1:05.246	1:47.886	1:00.373	108.0	24:12.894
7	3:50.568	1:02.267	1:48.546	59.755	109.4	28:03.462

16 Mark HAZELL — GB — WILLIAMS FW08C

Lap	Time	Sector 1	Sector 2	Sector 3	Kph	Elapsed
1	4:11.080	1:22.378	1:45.098	1:03.604	98.7	4:11.080
2	3:21.428	54.625	1:33.435	53.368	125.2	7:32.508
3	3:36.658	54.321	1:46.747	55.590	116.4	11:09.166
4	3:17.054	53.753	1:32.496	50.805	128.0	14:26.220
5	3:09.542	52.524	1:29.093	47.925	133.0	17:35.762
6	3:07.447	51.602	1:28.076	47.769	134.5	20:43.209
7	3:09.931	51.510	1:29.607	48.814	132.8	23:53.140
8	3:06.587	51.435	1:27.420	47.732	135.1	26:59.727

22 James HAGAN — IE — HESKETH 308

Lap	Time	Sector 1	Sector 2	Sector 3	Kph	Elapsed
1	3:53.769	1:11.276	1:47.918	54.575	106.0	3:53.769
2	3:14.467	50.653	1:31.117	52.697	129.7	7:08.236
3	3:55.374	1:10.843	1:49.019	55.512	107.1	11:03.610
4	3:08.042	48.500	1:30.425	49.117	134.1	14:11.652
5	3:05.631	48.333	1:29.058	48.240	135.8	17:17.283
6	3:04.255	47.541	1:29.677	47.037	136.8	20:21.538
7	3:03.607	48.046	1:29.550	46.011	137.3	23:25.145
8	3:05.736	47.067	1:30.403	48.266	135.8	26:30.881

37 Christophe D'ANSEMBOURG — BE — WILLIAMS FW07C

Lap	Time	Sector 1	Sector 2	Sector 3	Kph	Elapsed
1	3:55.006	1:12.763	1:47.196	55.047	105.4	3:55.006
2	3:18.001	52.779	1:31.438	53.784	127.3	7:13.007
3	3:52.282	1:08.996	1:49.019	54.267	108.5	11:05.289
4	3:09.494	50.656	1:29.955	48.883	133.1	14:14.783
5	3:06.521	50.403	1:29.107	47.011	135.2	17:21.304
6	3:03.150	48.308	1:28.327	46.515	137.7	20:24.454
7	3:10.419	54.045	1:29.930	46.444	132.4	23:34.873
8	3:10.295	50.625	1:31.427	48.243	132.5	26:45.168

41 Philippe BONNY — FR — TROJAN T103-1

Lap	Time	Sector 1	Sector 2	Sector 3	Kph	Elapsed
1	4:08.040	1:18.779	1:45.461	1:03.800	99.9	4:08.040
2	3:42.234	1:01.991	1:42.018	58.225	113.5	7:50.274
3	3:40.395	1:00.080	1:42.885	57.430	114.4	11:30.669
4	3:36.259	1:02.447	1:40.258	53.554	116.6	15:06.928
5	3:32.258	57.631	1:40.113	54.514	118.8	18:39.186
6	3:29.349	55.546	1:39.889	53.914	120.4	22:08.535
7	3:31.446	57.949	1:39.796	53.701	119.2	25:39.981
8	3:27.373	54.856	1:38.372	54.145	121.6	29:07.354

42 Paul GRANT — BE — DE TOMASO 505

Lap	Time	Sector 1	Sector 2	Sector 3	Kph	Elapsed
1	4:12.654	1:23.479	1:45.250	1:03.925	98.1	4:12.654
2	3:39.636	59.966	1:41.903	57.767	114.8	7:52.290
3	3:39.653	1:00.437	1:42.793	56.423	114.8	11:31.943
4	3:36.146	1:01.752	1:40.824	53.570	116.7	15:08.089
5	3:31.562	57.964	1:40.362	53.236	119.2	18:39.651
6	3:29.126	57.740	1:39.226	52.160	120.6	22:08.777
7	3:31.235	56.742	1:40.392	54.101	119.4	25:40.012
8	3:30.805	58.013	1:39.220	53.572	119.6	29:10.817

45 Richard HOPE — GB — ALFA ROMEO 182

Lap	Time	Sector 1	Sector 2	Sector 3	Kph	Elapsed
1	4:25.615 B	1:21.923	1:45.192	1:18.500	93.3	4:25.615

47 Antoine D'ANSEMBOURG — BE — BRABHAM BT49

Lap	Time	Sector 1	Sector 2	Sector 3	Kph	Elapsed
1	4:12.906	1:24.290	1:45.043	1:03.573	98.0	4:12.906
2	3:39.897	1:00.856	1:41.577	57.464	114.7	7:52.803
3	3:38.691	1:00.977	1:42.385	55.329	115.3	11:31.494

SEPTEMBER 25, 26, 27, 28, 29 • 2019

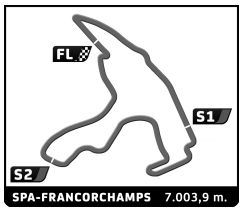

FIA Masters Historic Formula One Champi

SPA SIX HOURS

Race 2

Analysis

Personal Best | Session Best | **B** Crossing the finish line in pit lane

Lap	Time	Sector 1	Sector 2	Sector 3	Kph	Elapsed	Lap	Time	Sector 1	Sector 2	Sector 3	Kph	Elapsed
4	3:21.905	54.424	1:36.197	51.284	124.9	14:53.399							
5	3:06.246	51.192	1:28.062	46.992	135.4	17:59.645							
6	3:03.218	49.692	1:27.547	45.979	137.6	21:02.863							
7	3:04.879	48.601	1:27.793	48.485	136.4	24:07.742							
8	3:04.731	50.715	1:27.481	46.535	136.5	27:12.473							

61 **Jason WRIGHT** IT

SHADOW DN8

Lap	Time	Sector 1	Sector 2	Sector 3	Kph	Elapsed
1	3:52.243	1:09.364	1:48.061	54.818	106.7	3:52.243
2	3:13.752	49.768	1:31.561	52.423	130.1	7:05.995
3	3:56.146	1:10.842	1:50.368	54.936	106.8	11:02.141
4	3:06.159	49.111	1:29.194	47.854	135.4	14:08.300
5	3:06.636	49.970	1:28.718	47.948	135.1	17:14.936
6	3:04.922	49.534	1:28.387	47.001	136.4	20:19.858
7	3:01.961	47.748	1:27.322	46.891	138.6	23:21.819
8	3:03.598	48.032	1:27.820	47.746	137.3	26:25.417

63 **Georg HALLAU** DE

THEODORE N183

Lap	Time	Sector 1	Sector 2	Sector 3	Kph	Elapsed
1	4:08.861	1:20.487	1:44.804	1:03.570	99.6	4:08.861
2	3:22.427	56.407	1:33.332	52.688	124.6	7:31.288
3	3:37.411	54.444	1:47.352	55.615	116.0	11:08.699
4	3:16.218	53.483	1:32.890	49.845	128.5	14:24.917
5	3:12.759	51.176	1:33.029	48.554	130.8	17:37.676
6	3:09.463	51.104	1:30.286	48.073	133.1	20:47.139
7	3:09.538	50.191	1:30.963	48.384	133.0	23:56.677
8	3:09.693	50.588	1:30.872	48.233	132.9	27:06.370

71 **Vincent RIVET** FR

MARCH 811

Lap	Time	Sector 1	Sector 2	Sector 3	Kph	Elapsed
1	3:52.303	1:08.505	1:48.254	55.544	106.6	3:52.303
2	3:19.693	52.926	1:32.364	54.403	126.3	7:11.996
3	3:53.531	1:08.841	1:49.240	55.450	108.0	11:05.527

77 **Steve HARTLEY** GB

MCLAREN MP4/1

Lap	Time	Sector 1	Sector 2	Sector 3	Kph	Elapsed
1	3:57.264	1:14.739	1:46.656	55.869	104.4	3:57.264
2	3:12.947	52.165	1:28.488	52.294	130.7	7:10.211
3	3:54.035	1:09.488	1:49.043	55.504	107.7	11:04.246
4	3:08.799	49.465	1:29.295	50.039	133.6	14:13.045
5	5:09.377 **B**	48.470	3:05.643	1:15.264	81.5	19:22.422

92 **Paul TATTERSALL** GB

ENSIGN N179

Lap	Time	Sector 1	Sector 2	Sector 3	Kph	Elapsed
1	4:05.314	1:17.058	1:46.151	1:02.105	101.0	4:05.314
2	3:43.170	1:01.109	1:43.659	58.402	113.0	7:48.484
3	3:32.900	58.017	1:40.024	54.859	118.4	11:21.384
4	3:33.660	1:01.436	1:38.763	53.461	118.0	14:55.044
5	3:30.556	56.807	1:39.330	54.419	119.8	18:25.600
6	3:26.507	55.933	1:37.534	53.040	122.1	21:52.107
7	3:23.593	54.098	1:37.371	52.124	123.8	25:15.700
8	3:22.973	55.037	1:35.766	52.170	124.2	28:38.673