GRID 1

Spa Six Hours Endurance



Spa Six Hours Endurance

SPA SIX HOURS

Qualifying

Final Classification

	Nr.	Drivers	Team	Car	Cl	Time	Lap	Total	Gap		Kph
1	98	J. FARLEY / E. VAN DE POELE		FORD GT40	GTP+	2:42.634	24	25	-	-	155.0
2	1	M. Count OEYNHAUSEN / N. VERDONCK		FORD GT40	GTP+	2:42.846	18	18	+0.212	+0.212	154.8
3	8	D. HART / O. HART / N. PASTORELLI		FORD GT40	GTP+	2:43.252	11	20	+0.618	+0.406	154.4
4	5	T. WOOD / M. STRETTON		FORD GT40	GTP+	2:43.369	10	16	+0.735	+0.117	154.3
5	10	O. BRYANT / J. COTTINGHAM		FORD GT40	GTP+	2:43.942	18	19	+1.308	+0.573	153.8
6	2	P. WALKER / M. GRIFFITHS / G. SHEDDEN		FORD GT40	GTP+	2:43.944	19	21	+1.310	+0.002	153.8
7	21	M. FUNKE / R. KELLENERS / R. KELLENERS		FORD GT40	GTP+	2:45.326	2	3	+2.692	+1.382	152.5
8	7	C. DAVIES / A. NEWALL		FORD GT40	GTP+	2:46.915	12	21	+4.281	+1.589	151.1
9	36	K. LE BLANC / J. THOMAS / N. MINASSIAN		FORD GT40	GTP+	2:48.399	4	17	+5.765	+1.484	149.7
10	197	R. MACEDO SILVA / P. MACEDO SILVA / J. JORGE		FORD GT40 Roadster	GTP+	2:48.765	8	24	+6.131	+0.366	149.4
11	30	T. DE LATRE DU BOSQUEAU / C. VAN RIET		SHELBY Cobra	GTS12	2:49.537	14	15	+6.903	+0.772	148.7
12	9	R. MEINS / C. LILLINGSTON PRICE / A. BENTLEY		FORD GT40	GTP+	2:49.943	3	21	+7.309	+0.406	148.4
13	81	G. NOLTE / D. FERR¶O / M. GANS		FORD GT40	GTP+	2:50.277	15	22	+7.643	+0.334	148.1
14	16	J. CLARK / A. McCAIG / A. SMITH		JAGUAR E Type Lightweight	GTS12	2:50.732	13	19	+8.098	+0.455	147.7
15	23	J. MINSHAW / G. PEARSON		JAGUAR E Type	GTS12	2:51.001	15	16	+8.367	+0.269	147.5
16	84	M. GUENAT / D. GUENAT / G. MAHE/MAHE		FORD GT40	GTP+	2:51.091	9	25	+8.457	+0.090	147.4
17	55	M. MELLING / J. MINSHAW / G. PATTLE		JAGUAR E Type Low Drag	GTS12	2:51.897	3	11	+9.263	+0.806	146.7
18	46	N. REUBEN / O. REUBEN		TVR Griffith	GTS12	2:51.950	6	14	+9.316	+0.053	146.6
19	80	W. FRIEDRICHS / S. HADFIELD / M. MALLOCK		ASTON MARTIN DB4 GT DP214	GTS12	2:53.596	8	15	+10.962	+1.646	145.2
20	99	A. DE BEAUMONT / . MAVERICK / E. DE DONCKER		SHELBY Cobra	GTS12	2:54.414	11	25	+11.780	+0.818	144.6
21	160	M. BIRCH / G. BURNETT / J. HANSON		ELVA GT160	GTP<	2:54.423	10	15	+11.789	+0.009	144.6
22	133	A. HANCOCK / O. HANCOCK / J. TWYMAN		LOTUS Elan 26R	GTS10	2:54.556	23	24	+11.922	+0.133	144.4
23	87	N. PADMORE / G. TROMANS / R. MEADEN		LOTUS Elan 26R	GTS10	2:55.455	5	16	+12.821	+0.899	143.7
24	74	D. GRUAU / J. GRUAU		SHELBY Cobra	GTS12	2:55.530	8	19	+12.896	+0.075	143.6
25	11	M. SCHRYVER / W. SCHRYVER / M. WELLER		LOTUS Elan 26R Shapecraft	GTS10	2:55.838	6	14	+13.204	+0.308	143.4
26	13	G. WILSON / S. BALFE / A. WOLFE		LOTUS Elan 26R	GTS10	2:55.857	6	16	+13.223	+0.019	143.4
27	169	M. EYEARS / A. HALL / E. MORRIS		LOTUS Elan 26R	GTS10	2:55.935	17	18	+13.301	+0.078	143.3
28	76	S. LYNN / A. HADDON / M. LYNN		LOTUS Elan 26R	GTS10	2:56.011	4	21	+13.377	+0.076	143.3
29	58	K. KYVALOVA / J. CHADWICK		JAGUAR E Type	GTS12	2:56.116	14	15	+13.482	+0.105	143.2
30	89	M. GRAY / K. GRAY		JAGUAR E Type	GTS12	2:56.694	15	19	+14.060	+0.578	142.7
31	63	L. HALUSA / N. HALUSA / J. MEGRUE		JAGUAR E Type	GTS12	2:57.165	4	4	+14.531	+0.471	142.3
32	73	K. SELDERS / F. VAN SPRUNDEL / G. BOELS		TVR GRIFFITH 400	GTS12	2:57.454	25	26	+14.820	+0.289	142.1
33	112	G. GOMES / J. CLARIDGE		LOTUS Elan	GTS10	2:57.755	20	22	+15.121	+0.301	141.8
34	27	S. ZIEGLER / R. GOMM / M. GORDON		JAGUAR E Type	GTS12	2:57.789	5	6	+15.155	+0.034	141.8
35	85	D. TOMLIN / A. LAWLEY / R. MEADEN		LOTUS Elan 26R	GTS10	2:57.970	15	22	+15.336	+0.181	141.7
36	40	M. HUNT / P. BLAKENEY-EDWARDS / F. WAKEMAN/GRANT-PETERKIN		JAGUAR E Type	GTS12	2:58.564	19	20	+15.930	+0.594	141.2
37	92	A. JADOT / P. DELPORTE / J. PONCELET/FASTRE		JAGUAR E Type	GTS12	2:58.624	17	25	+15.990	+0.060	141.2
38	67	P. VERMAST / C. KAUFFMAN / P. WILWERT		FORD Falcon	CT10	2:58.628	13	17	+15.994	+0.004	141.2
39	62	M. DUPONT / P. LAMBILLIOTTE		TVR Griffith	GTS12	2:58.909	18	24	+16.275	+0.281	140.9
40	79	C. VAN LANSCHOT / C. MILNER / N. GREENSALL		FORD Mustang	CT10	2:59.407	13	21	+16.773	+0.498	140.5
41	166	R. FENN / J. BARCLAY / O. STIRLING		LOTUS Elan 26R	GTS10	3:00.012	6	16	+17.378	+0.605	140.1
42	20	C. DUMOLIN / P. THIBAUT / M. DEVIS		FORD Shelby Mustang 350 GT	GTS12	3:00.146	8	13	+17.512	+0.134	140.0
43	54	E. DOUART / G. CHRIQUI		JAGUAR E Type Semi-Lightweight	GTS12	3:00.154	5	24	+17.520	+0.008	140.0
44	186	D. SMITHIES / C. CLARKSON / M. PANGBORN		SHELBY Cobra Daytona	GTS12	3:00.196	8	18	+17.562	+0.042	139.9
45	22	H. HAMUNEN / P. HILTUNEN		FORD Shelby Mustang 350 GT	GTS12	3:00.386	9	11	+17.752	+0.190	139.8
46	57	R. WARD / N. CHESTER		FORD Falcon	CT10	3:00.487	3	16	+17.853	+0.101	139.7
47	29	K. AHLERS / J. BELLINGER / C. BOCK		MORGAN Plus4 Supersport	GTS11	3:01.201	6	17	+18.567	+0.714	139.2
48	69	J. BELTRAMELLI / B. BELTRAMELLI		CHEVROLET Corvette C2	GTS12	3:01.280	7	16	+18.646	+0.079	139.1
49	111	G. WOITRIN / H. ROTHENBERGER / O. JUNG		FORD Shelby Mustang 350 GT	GTS12	3:01.631	14	16	+18.997	+0.351	138.8
50	32	J. FEIBER / J. FEIBER / J. TWYMAN		LOTUS Elan	GTS10	3:01.647	12	18	+19.013	+0.016	138.8
51	65	N. RUDDELL / R. CROFTON / M. SQUIRE		FORD Mustang Notchback	CT10	3:01.707	21	21	+19.073	+0.060	138.8
52	15	R. HAMILTON / D. MOLENAAR / P. VERMAST		MARCOS 1800 GT	GTP<	3:01.711	4	21	+19.077	+0.004	138.8
53	144	C. GODDARD / D. COYNE / M. WRIGHT		FORD Falcon Sprint	CT10	3:02.228	7	16	+19.594	+0.517	138.4
54	52	P. M?LDER / C. TRABER / M. DEVIS		BIZZARRINI 5300 GT America	GTP+	3:02.343	16	17	+19.709	+0.115	138.3
55	72	N. SLEEP / J. WYKEHAM / A. MONTGOMERY		FORD Shelby Mustang 350 GT	GTS12	3:02.413	3	3	+19.779	+0.070	138.2
56	26	L. PENSON / C. HOY / C. JACKSON		LOTUS Elan S1 26R	GTS10	3:02.457	7	12	+19.823	+0.044	138.2
57	771	A. GREENHALGH / R. GREENHALGH		FORD Falcon Sprint	CT10	3:02.905	9	21	+20.271	+0.448	137.9
58	14	G. MILLER / L. GOBLE		ASTON MARTIN DB4 Coup?	GTS7	3:03.739	4	18	+21.105	+0.834	137.2
59	93	N. DITTING / S. HANCOCK		FORD GT40	GTP+	3:04.188	5	7	+21.554	+0.449	136.9
60	50	B. WHITE / J. PAYNE		TRIUMPH TR4 SLR	GTS11	3:04.601	3	18	+21.967	+0.413	136.6
61	219	S. PEEREBOOM / J. IZAKS / T. SMITH		MG B	GTS11	3:04.926	12	13	+22.292	+0.325	136.3
62	71	S. OREBI GANN / M. BELL / R. BOURNE		MORGAN +4 Super Sports	GTS11	3:05.278	6	20	+22.644	+0.352	136.1
63	31	C. Graf Von WEDEL / L. Von WEDEL		LOTUS Elan	GTS10	3:05.539	5	7	+22.905	+0.261	135.9
64	95	J. BENNETT / A. SMITH / G. BRYANT		PORSCHE 911	GTS11	3:05.704	4	15	+23.070	+0.165	135.8
65	33	A. LINSTER / D. WAGNER / J. PRIM		FORD Mustang	CT10	3:05.771	10	15	+23.137	+0.067	135.7

GRAF VON FABER-CASTELL

GRID 1

Spa Six Hours Endurance



Spa Six Hours Endurance

SPA SIX HOURS

Qualifying

Final Classification

	Nr.	Drivers	Team	Car	Cl	Time	Lap	Total	Gap		Kph
66	616	A. ADRIAANS / A. VERKUIJLEN		FORD Mustang Notchback	CT10	3:05.927	8	11	+23.293	+0.156	135.6
67	911	D. CEYSSENS / J. VERMEULEN		PORSCHE 911	GTS11	3:05.953	5	9	+23.319	+0.026	135.6
68	207	C. HARRIS / J. WILMOTH		AUSTIN HEALEY 3000	GTS12	3:06.762	14	25	+24.128	+0.809	135.0
69	86	J. COOKE / K. BIRD / M. THOMAS		FORD Shelby Mustang 350 GT	GTS12	3:06.805	7	20	+24.171	+0.043	135.0
70	17	R. FRANKEL / A. FRANKEL / L. FRANKEL		FORD Falcon	CT10	3:07.002	7	14	+24.368	+0.197	134.8
71	41	S. CRIPPS / S. McCARTHY		MG B Roadster	GTS11	3:07.221	5	11	+24.587	+0.219	134.7
72	100	B. GEORGI / M. ROSSI DI MONTELERA / P. VERGNANO		FORD Falcon Sprint	CT10	3:08.193	19	20	+25.559	+0.972	134.0
73	44	M. THORNE / S. BENNETT-BAGGS / J. TODD		AUSTIN HEALEY 100	GTS2	3:08.389	5	24	+25.755	+0.196	133.8
74	97	F. DEPTA / P. FRIEDRICHS / M. WESTHOFF		FORD Mustang	CT10	3:08.520	21	23	+25.886	+0.131	133.7
75	91	N. FOWLER / M. SCOTT / R. McCARTHY		MG B	GTS11	3:08.807	6	13	+26.173	+0.287	133.5
76	70	P. LEJEUNE / J. LEJEUNE		TRIUMPH TR4	GTS11	3:09.120	3	22	+26.486	+0.313	133.3
77	331	B. JANSEN / M. VAN LAARHOVEN / J. MEEUWISSEN		FORD Mustang	CT10	3:09.256	4	16	+26.622	+0.136	133.2
78	28	P. BORDET / E. BORDET		MARCOS 1800 GT	GTP<	3:09.502	6	19	+26.868	+0.246	133.1
79	25	J. BURTON / N. FINBURGH / R. NEWALL		JAGUAR E Type	GTS7	3:10.381	13	22	+27.747	+0.879	132.4
80	64	U. KOLB / D. DENAT		PORSCHE 911	GTS11	3:10.469	6	17	+27.835	+0.088	132.4
81	136	N. BATCHELOR / P. CHASE-GARDENER / D. ALLEN		FORD Mustang	CT10	3:10.549	17	18	+27.915	+0.080	132.3
82	78	G. OWEN / C. KNILL-JONES		TRIUMPH TR4	GTS11	3:12.690	6	15	+30.056	+2.141	130.9
83	38	A. VIRON / E. DECRONUMBOURG		MARCOS 1800 GT	GTP<	3:12.881	23	24	+30.247	+0.191	130.7
84	19	E. DE WEERDT / L. KERKHOFS / L. BRANCKAERTS		FORD Mustang	CT10	3:13.164	9	23	+30.530	+0.283	130.5
85	18	R. RAWE / J. CHATHAM		TRIUMPH TR4	GTS11	3:13.166	10	14	+30.532	+0.002	130.5
86	45	B. FILLIERS / P. DE CRAENE		PORSCHE 911	GTS11	3:13.858	8	24	+31.224	+0.692	130.1
87	35	F. DI EDIGIO / G. DI EDIGIO		PORSCHE 911	GTS11	3:14.497	8	18	+31.863	+0.639	129.6
88	42	T. BECHTOLSHEIMER / T. BIANCHI / P. BIANCHI		MG B	GTS11	3:15.708	5	14	+33.074	+1.211	128.8
89	51	J. WYMEERSCH / L. DE COCK / T. JOOSEN		TVR Grantura MK3	GTS11	3:15.743	14	15	+33.109	+0.035	128.8
90	161	B. BINFIELD / S. BINFIELD / W. NUTHALL		GILBERN 1800GT	GTS11	3:15.750	10	20	+33.116	+0.007	128.8
91	49	D. FORRIER / J. HINDRYCKX		MG B	GTS11	3:15.769	3	19	+33.135	+0.019	128.8
92	77	P. BRIONES / K. HORN / K. ECKE		PORSCHE 911	GTS11	3:16.205	8	12	+33.571	+0.436	128.5
93	37	L. GEEBELEN / X. MARTENS / B. ARNAUTS		PORSCHE 911	GTS11	3:16.824	13	23	+34.190	+0.619	128.1
94	48	M. TOTSUKA / Y. SEKIGUCHI / N. UCHINO		AUSTIN HEALEY 3000 MK2 BJ7	GTS12	3:17.652	4	15	+35.018	+0.828	127.6
95	83	J. ALLEN / G. TURRAL / C. SNOWDON		MG B	GTS11	3:17.841	14	21	+35.207	+0.189	127.4
96	75	O. BLANPAIN / V. JANSSENS / A. NOIRHOMME		AUSTIN HEALEY 100 M	GTS7	3:20.122	3	17	+37.488	+2.281	126.0
97	47	P. MULACEK / P. MULACEK / S. MULACEK		FORD Mustang	CT10	3:24.315	4	4	+41.681	+4.193	123.4
98	61	A. HERREMAN / J. HERREMAN / H. HERREMAN		MG B	GTS11	3:25.628	10	20	+42.994	+1.313	122.6
99	56	M. MIDGLEY / R. LONGDON / A. HAYDEN		MG B	GTS11	3:27.621	11	21	+44.987	+1.993	121.4
100	110	R. OWEN / I. ROWLEY / M. SELWYN		FORD Galaxie 500XL	CT10	3:29.234	10	17	+46.600	+1.613	120.5
101	12	M. BATES / J. BATES		PORSCHE 911	GTS11						
		Not classified:									
	24	C. GL?SEL / S. SOPER		FORD GT40	INVITATION	2:43.101	10	15			154.6
	96	M. BURNETT / N. SWIFT / E. OWENS		AUSTIN Mini Countryman	INVITATION	3:12.206	8	17			131.2

Fastest Lap	Lap 24	Jim FARLEY	2:42.634	155.0 Kph

Car #81 - Lap 5, #133 - Laps 6, 7, 9 invalidated due to track limits

Published at: .....

Track Status: **DRY**

Stewards	Timekeeper: Alberto Estébanez

SEPTEMBER 25, 26, 27, 28, 29 • 2019

GRAF VON FABER-CASTELL

GRID 1
Spa Six Hours Endurance



Spa Six Hours Endurance
SPA SIX HOURS
Qualifying

Final Classification by Class

	Nr.	Drivers	Team	Car	Time	Lap	Total	Gap		Kph
CT10										
1	67	P. VERMAST / C. KAUFFMAN / P. WILWERT		FORD Falcon	2:58.628	13	17			141.2
2	79	C. VAN LANSCHOT / C. MILNER / N. GREENSALL		FORD Mustang	2:59.407	13	21	+0.779	+0.779	140.5
3	57	R. WARD / N. CHESTER		FORD Falcon	3:00.487	3	16	+1.859	+1.080	139.7
4	65	N. RUDDELL / R. CROFTON / M. SQUIRE		FORD Mustang Notchback	3:01.707	21	21	+3.079	+1.220	138.8
5	144	C. GODDARD / D. COYNE / M. WRIGHT		FORD Falcon Sprint	3:02.228	7	16	+3.600	+0.521	138.4
6	771	A. GREENHALGH / R. GREENHALGH		FORD Falcon Sprint	3:02.905	9	21	+4.277	+0.677	137.9
7	33	A. LINSTER / D. WAGNER / J. PRIM		FORD Mustang	3:05.771	10	15	+7.143	+2.866	135.7
8	616	A. ADRIAANS / A. VERKUIJLEN		FORD Mustang Notchback	3:05.927	8	11	+7.299	+0.156	135.6
9	17	R. FRANKEL / A. FRANKEL / L. FRANKEL		FORD Falcon	3:07.002	7	14	+8.374	+1.075	134.8
10	100	B. GEORGI / M. ROSSI DI MONTELERA / P. VERGNANO		FORD Falcon Sprint	3:08.193	19	20	+9.565	+1.191	134.0
11	97	F. DEPTA / P. FRIEDRICHS / M. WESTHOFF		FORD Mustang	3:08.520	21	23	+9.892	+0.327	133.7
12	331	B. JANSEN / M. VAN LAARHOVEN / J. MEEUWISSEN		FORD Mustang	3:09.256	4	16	+10.628	+0.736	133.2
13	136	N. BATCHELOR / P. CHASE-GARDENER / D. ALLEN		FORD Mustang	3:10.549	17	18	+11.921	+1.293	132.3
14	19	E. DE WEERDT / L. KERKHOFS / L. BRANCKAERTS		FORD Mustang	3:13.164	9	23	+14.536	+2.615	130.5
15	47	P. MULACEK / P. MULACEK / S. MULACEK		FORD Mustang	3:24.315	4	4	+25.687	+11.151	123.4
16	110	R. OWEN / I. ROWLEY / M. SELWYN		FORD Galaxie 500XL	3:29.234	10	17	+30.606	+4.919	120.5
GTP+										
1	98	J. FARLEY / E. VAN DE POELE		FORD GT40	2:42.634	24	25			155.0
2	1	M. Count OEYNHAUSEN / N. VERDONCK		FORD GT40	2:42.846	18	18	+0.212	+0.212	154.8
3	8	D. HART / O. HART / N. PASTORELLI		FORD GT40	2:43.252	11	20	+0.618	+0.406	154.4
4	5	T. WOOD / M. STRETTON		FORD GT40	2:43.369	10	16	+0.735	+0.117	154.3
5	10	O. BRYANT / J. COTTINGHAM		FORD GT40	2:43.942	18	19	+1.308	+0.573	153.8
6	2	P. WALKER / M. GRIFFITHS / G. SHEDDEN		FORD GT40	2:43.944	19	21	+1.310	+0.002	153.8
7	21	M. FUNKE / R. KELLENERS / R. KELLENERS		FORD GT40	2:45.326	2	3	+2.692	+1.382	152.5
8	7	C. DAVIES / A. NEWALL		FORD GT40	2:46.915	12	21	+4.281	+1.589	151.1
9	36	K. LE BLANC / J. THOMAS / N. MINASSIAN		FORD GT40	2:48.399	4	17	+5.765	+1.484	149.7
10	197	R. MACEDO SILVA / P. MACEDO SILVA / J. JORGE		FORD GT40 Roadster	2:48.765	8	24	+6.131	+0.366	149.4
11	9	R. MEINS / C. LILLINGSTON PRICE / A. BENTLEY		FORD GT40	2:49.943	3	21	+7.309	+1.178	148.4
12	81	G. NOLTE / D. FERR¶O / M. GANS		FORD GT40	2:50.277	15	22	+7.643	+0.334	148.1
13	84	M. GUENAT / D. GUENAT / G. MAHE/MAHE		FORD GT40	2:51.091	9	25	+8.457	+0.814	147.4
14	52	P. M?LDER / C. TRABER / M. DEVIS		BIZZARRINI 5300 GT America	3:02.343	16	17	+19.709	+11.252	138.3
15	93	N. DITTING / S. HANCOCK		FORD GT40	3:04.188	5	7	+21.554	+1.845	136.9
GTP<										
1	160	M. BIRCH / G. BURNETT / J. HANSON		ELVA GT160	2:54.423	10	15			144.6
2	15	R. HAMILTON / D. MOLENAAR / P. VERMAST		MARCOS 1800 GT	3:01.711	4	21	+7.288	+7.288	138.8
3	28	P. BORDET / E. BORDET		MARCOS 1800 GT	3:09.502	6	19	+15.079	+7.791	133.1
4	38	A. VIRON / E. DECRONUMBOURG		MARCOS 1800 GT	3:12.881	23	24	+18.458	+3.379	130.7
GTS10										
1	133	A. HANCOCK / O. HANCOCK / J. TWYMAN		LOTUS Elan 26R	2:54.556	23	24			144.4
2	87	N. PADMORE / G. TROMANS / R. MEADEN		LOTUS Elan 26R	2:55.455	5	16	+0.899	+0.899	143.7
3	11	M. SCHRYVER / W. SCHRYVER / M. WELLER		LOTUS Elan 26R Shapecraft	2:55.838	6	14	+1.282	+0.383	143.4
4	13	G. WILSON / S. BALFE / A. WOLFE		LOTUS Elan 26R	2:55.857	6	16	+1.301	+0.019	143.4
5	169	M. EYEARS / A. HALL / E. MORRIS		LOTUS Elan 26R	2:55.935	17	18	+1.379	+0.078	143.3
6	76	S. LYNN / A. HADDON / M. LYNN		LOTUS Elan 26R	2:56.011	4	21	+1.455	+0.076	143.3
7	112	G. GOMES / J. CLARIDGE		LOTUS Elan	2:57.755	20	22	+3.199	+1.744	141.8
8	85	D. TOMLIN / A. LAWLEY / R. MEADEN		LOTUS Elan 26R	2:57.970	15	22	+3.414	+0.215	141.7
9	166	R. FENN / J. BARCLAY / O. STIRLING		LOTUS Elan 26R	3:00.012	6	16	+5.456	+2.042	140.1
10	32	J. FEIBER / J. FEIBER / J. TWYMAN		LOTUS Elan	3:01.647	12	18	+7.091	+1.635	138.8
11	26	L. PENSON / C. HOY / C. JACKSON		LOTUS Elan S1 26R	3:02.457	7	12	+7.901	+0.810	138.2
12	31	C. Graf Von WEDEL / L. Von WEDEL		LOTUS Elan	3:05.539	5	7	+10.983	+3.082	135.9
GTS11										

SEPTEMBER 25, 26, 27, 28, 29 • 2019



Spa Six Hours Endurance

SPA SIX HOURS

Qualifying

Final Classification by Class

	Nr.	Drivers	Team	Car	Time	Lap	Total	Gap		Kph
1	29	K. AHLERS / J. BELLINGER / C. BOCK		MORGAN Plus4 Supersport	3:01.201	6	17			139.2
2	50	B. WHITE / J. PAYNE		TRIUMPH TR4 SLR	3:04.601	3	18	+3.400	+3.400	136.6
3	219	S. PEEREBOOM / J. IZAKS / T. SMITH		MG B	3:04.926	12	13	+3.725	+0.325	136.3
4	71	S. OREBI GANN / M. BELL / R. BOURNE		MORGAN +4 Super Sports	3:05.278	6	20	+4.077	+0.352	136.1
5	95	J. BENNETT / A. SMITH / G. BRYANT		PORSCHE 911	3:05.704	4	15	+4.503	+0.426	135.8
6	911	D. CEYSSENS / J. VERMEULEN		PORSCHE 911	3:05.953	5	9	+4.752	+0.249	135.6
7	41	S. CRIPPS / S. McCARTHY		MG B Roadster	3:07.221	5	11	+6.020	+1.268	134.7
8	91	N. FOWLER / M. SCOTT / R. McCARTHY		MG B	3:08.807	6	13	+7.606	+1.586	133.5
9	70	P. LEJEUNE / J. LEJEUNE		TRIUMPH TR4	3:09.120	3	22	+7.919	+0.313	133.3
10	64	U. KOLB / D. DENAT		PORSCHE 911	3:10.469	6	17	+9.268	+1.349	132.4
11	78	G. OWEN / C. KNILL-JONES		TRIUMPH TR4	3:12.690	6	15	+11.489	+2.221	130.9
12	18	R. RAWE / J. CHATHAM		TRIUMPH TR4	3:13.166	10	14	+11.965	+0.476	130.5
13	45	B. FILLIERS / P. DE CRAENE		PORSCHE 911	3:13.858	8	24	+12.657	+0.692	130.1
14	35	F. DI EDIGIO / G. DI EDIGIO		PORSCHE 911	3:14.497	8	18	+13.296	+0.639	129.6
15	42	T. BECHTOLSHEIMER / T. BIANCHI / P. BIANCHI		MG B	3:15.708	5	14	+14.507	+1.211	128.8
16	51	J. WYMEERSCH / L. DE COCK / T. JOOSEN		TVR Grantura MK3	3:15.743	14	15	+14.542	+0.035	128.8
17	161	B. BINFIELD / S. BINFIELD / W. NUTHALL		GILBERN 1800GT	3:15.750	10	20	+14.549	+0.007	128.8
18	49	D. FORRIER / J. HINDRYCKX		MG B	3:15.769	3	19	+14.568	+0.019	128.8
19	77	P. BRIONES / K. HORN / K. ECKE		PORSCHE 911	3:16.205	8	12	+15.004	+0.436	128.5
20	37	L. GEEBELEN / X. MARTENS / B. ARNAUTS		PORSCHE 911	3:16.824	13	23	+15.623	+0.619	128.1
21	83	J. ALLEN / G. TURRAL / C. SNOWDON		MG B	3:17.841	14	21	+16.640	+1.017	127.4
22	61	A. HERREMAN / J. HERREMAN / H. HERREMAN		MG B	3:25.628	10	20	+24.427	+7.787	122.6
23	56	M. MIDGLEY / R. LONGDON / A. HAYDEN		MG B	3:27.621	11	21	+26.420	+1.993	121.4
24	12	M. BATES / J. BATES		PORSCHE 911						
GTS12										
1	30	T. DE LATRE DU BOSQUEAU / C. VAN RIET		SHELBY Cobra	2:49.537	14	15			148.7
2	16	J. CLARK / A. McCAIG / A. SMITH		JAGUAR E Type Lightweight	2:50.732	13	19	+1.195	+1.195	147.7
3	23	J. MINSHAW / G. PEARSON		JAGUAR E Type	2:51.001	15	16	+1.464	+0.269	147.5
4	55	M. MELLING / J. MINSHAW / G. PATTLE		JAGUAR E Type Low Drag	2:51.897	3	11	+2.360	+0.896	146.7
5	46	N. REUBEN / O. REUBEN		TVR Griffith	2:51.950	6	14	+2.413	+0.053	146.6
6	80	W. FRIEDRICHS / S. HADFIELD / M. MALLOCK		ASTON MARTIN DB4 GT DP214	2:53.596	8	15	+4.059	+1.646	145.2
7	99	A. DE BEAUMONT / . MAVERICK / E. DE DONCKER		SHELBY Cobra	2:54.414	11	25	+4.877	+0.818	144.6
8	74	D. GRUAU / J. GRUAU		SHELBY Cobra	2:55.530	8	19	+5.993	+1.116	143.6
9	58	K. KYVALOVA / J. CHADWICK		JAGUAR E Type	2:56.116	14	15	+6.579	+0.586	143.2
10	89	M. GRAY / K. GRAY		JAGUAR E Type	2:56.694	15	19	+7.157	+0.578	142.7
11	63	L. HALUSA / N. HALUSA / J. MEGRUE		JAGUAR E Type	2:57.165	4	4	+7.628	+0.471	142.3
12	73	K. SELDERS / F. VAN SPRUNDEL / G. BOELS		TVR GRIFFITH 400	2:57.454	25	26	+7.917	+0.289	142.1
13	27	S. ZIEGLER / R. GOMM / M. GORDON		JAGUAR E Type	2:57.789	5	6	+8.252	+0.335	141.8
14	40	M. HUNT / P. BLAKENEY-EDWARDS / F. WAKEMAN/GRANT-PETERKIN		JAGUAR E Type	2:58.564	19	20	+9.027	+0.775	141.2
15	92	A. JADOT / P. DELPORTE / J. PONCELET/FASTRE		JAGUAR E Type	2:58.624	17	25	+9.087	+0.060	141.2
16	62	M. DUPONT / P. LAMBILLIOTTE		TVR Griffith	2:58.909	18	24	+9.372	+0.285	140.9
17	20	C. DUMOLIN / P. THIBAUT / M. DEVIS		FORD Shelby Mustang 350 GT	3:00.146	8	13	+10.609	+1.237	140.0
18	54	E. DOUART / G. CHRIQUI		JAGUAR E Type Semi-Lightweight	3:00.154	5	24	+10.617	+0.008	140.0
19	186	D. SMITHIES / C. CLARKSON / M. PANGBORN		SHELBY Cobra Daytona	3:00.196	8	18	+10.659	+0.042	139.9
20	22	H. HAMUNEN / P. HILTUNEN		FORD Shelby Mustang 350 GT	3:00.386	9	11	+10.849	+0.190	139.8
21	69	J. BELTRAMELLI / B. BELTRAMELLI		CHEVROLET Corvette C2	3:01.280	7	16	+11.743	+0.894	139.1
22	111	G. WOITRIN / H. ROTHENBERGER / O. JUNG		FORD Shelby Mustang 350 GT	3:01.631	14	16	+12.094	+0.351	138.8
23	72	N. SLEEP / J. WYKEHAM / A. MONTGOMERY		FORD Shelby Mustang 350 GT	3:02.413	3	3	+12.876	+0.782	138.2
24	207	C. HARRIS / J. WILMOTH		AUSTIN HEALEY 3000	3:06.762	14	25	+17.225	+4.349	135.0
25	86	J. COOKE / K. BIRD / M. THOMAS		FORD Shelby Mustang 350 GT	3:06.805	7	20	+17.268	+0.043	135.0
26	48	M. TOTSUKA / Y. SEKIGUCHI / N. UCHINO		AUSTIN HEALEY 3000 MK2 BJ7	3:17.652	4	15	+28.115	+10.847	127.6
GTS2										
1	44	M. THORNE / S. BENNETT-BAGGS / J. TODD		AUSTIN HEALEY 100	3:08.389	5	24			133.8
GTS7										
1	14	G. MILLER / L. GOBLE		ASTON MARTIN DB4 Coup?	3:03.739	4	18			137.2
2	25	J. BURTON / N. FINBURGH / R. NEWALL		JAGUAR E Type	3:10.381	13	22	+6.642	+6.642	132.4
3	75	O. BLANPAIN / V. JANSSENS / A. NOIRHOMME		AUSTIN HEALEY 100 M	3:20.122	3	17	+16.383	+9.741	126.0
INVITATION										
Not classified:										
	24	C. GL?SEL / S. SOPER		FORD GT40	2:43.101	10	15			154.6
	96	M. BURNETT / N. SWIFT / E. OWENS		AUSTIN Mini Countryman	3:12.206	8	17			131.2



Spa Six Hours Endurance

SPA SIX HOURS

Qualifying

Final Classification by Class

Nr.	Drivers	Team	Car	Time	Lap	Total	Gap	Kph

Car #81 - Lap 5, #133 - Laps 6, 7, 9 invalidated due to track limits

Published at: .....

Track Status: **DRY**

Stewards	Timekeeper: Alberto Estébanez

GRAF VON FABER-CASTELL

GRID 1

Spa Six Hours Endurance



Spa Six Hours Endurance

SPA SIX HOURS

Qualifying

Final Classification by Group

	Nr.	Drivers	Team	Car	Time	Lap	Total	Gap		Kph
CT										
1	67	P. VERMAST / C. KAUFFMAN / P. WILWERT		FORD Falcon	2:58.628	13	17			141.2
2	79	C. VAN LANSCHOT / C. MILNER / N. GREENSALL		FORD Mustang	2:59.407	13	21	+0.779	+0.779	140.5
3	57	R. WARD / N. CHESTER		FORD Falcon	3:00.487	3	16	+1.859	+1.080	139.7
4	65	N. RUDDELL / R. CROFTON / M. SQUIRE		FORD Mustang Notchback	3:01.707	21	21	+3.079	+1.220	138.8
5	144	C. GODDARD / D. COYNE / M. WRIGHT		FORD Falcon Sprint	3:02.228	7	16	+3.600	+0.521	138.4
6	771	A. GREENHALGH / R. GREENHALGH		FORD Falcon Sprint	3:02.905	9	21	+4.277	+0.677	137.9
7	33	A. LINSTER / D. WAGNER / J. PRIM		FORD Mustang	3:05.771	10	15	+7.143	+2.866	135.7
8	616	A. ADRIAANS / A. VERKUIJLEN		FORD Mustang Notchback	3:05.927	8	11	+7.299	+0.156	135.6
9	17	R. FRANKEL / A. FRANKEL / L. FRANKEL		FORD Falcon	3:07.002	7	14	+8.374	+1.075	134.8
10	100	B. GEORGI / M. ROSSI DI MONTELERA / P. VERGNANO		FORD Falcon Sprint	3:08.193	19	20	+9.565	+1.191	134.0
11	97	F. DEPTA / P. FRIEDRICHS / M. WESTHOFF		FORD Mustang	3:08.520	21	23	+9.892	+0.327	133.7
12	331	B. JANSEN / M. VAN LAARHOVEN / J. MEEUWISSEN		FORD Mustang	3:09.256	4	16	+10.628	+0.736	133.2
13	136	N. BATCHELOR / P. CHASE-GARDENER / D. ALLEN		FORD Mustang	3:10.549	17	18	+11.921	+1.293	132.3
14	19	E. DE WEERDT / L. KERKHOFS / L. BRANCKAERTS		FORD Mustang	3:13.164	9	23	+14.536	+2.615	130.5
15	47	P. MULACEK / P. MULACEK / S. MULACEK		FORD Mustang	3:24.315	4	4	+25.687	+11.151	123.4
16	110	R. OWEN / I. ROWLEY / M. SELWYN		FORD Galaxie 500XL	3:29.234	10	17	+30.606	+4.919	120.5
GTP+										
1	98	J. FARLEY / E. VAN DE POELE		FORD GT40	2:42.634	24	25			155.0
2	1	M. Count OEYNHAUSEN / N. VERDONCK		FORD GT40	2:42.846	18	18	+0.212	+0.212	154.8
3	8	D. HART / O. HART / N. PASTORELLI		FORD GT40	2:43.252	11	20	+0.618	+0.406	154.4
4	5	T. WOOD / M. STRETTON		FORD GT40	2:43.369	10	16	+0.735	+0.117	154.3
5	10	O. BRYANT / J. COTTINGHAM		FORD GT40	2:43.942	18	19	+1.308	+0.573	153.8
6	2	P. WALKER / M. GRIFFITHS / G. SHEDDEN		FORD GT40	2:43.944	19	21	+1.310	+0.002	153.8
7	21	M. FUNKE / R. KELLENERS / R. KELLENERS		FORD GT40	2:45.326	2	3	+2.692	+1.382	152.5
8	7	C. DAVIES / A. NEWALL		FORD GT40	2:46.915	12	21	+4.281	+1.589	151.1
9	36	K. LE BLANC / J. THOMAS / N. MINASSIAN		FORD GT40	2:48.399	4	17	+5.765	+1.484	149.7
10	197	R. MACEDO SILVA / P. MACEDO SILVA / J. JORGE		FORD GT40 Roadster	2:48.765	8	24	+6.131	+0.366	149.4
11	9	R. MEINS / C. LILLINGSTON PRICE / A. BENTLEY		FORD GT40	2:49.943	3	21	+7.309	+1.178	148.4
12	81	G. NOLTE / D. FERR¶O / M. GANS		FORD GT40	2:50.277	15	22	+7.643	+0.334	148.1
13	84	M. GUENAT / D. GUENAT / G. MAHE/MAHE		FORD GT40	2:51.091	9	25	+8.457	+0.814	147.4
14	52	P. M?LDER / C. TRABER / M. DEVIS		BIZZARRINI 5300 GT America	3:02.343	16	17	+19.709	+11.252	138.3
15	93	N. DITTING / S. HANCOCK		FORD GT40	3:04.188	5	7	+21.554	+1.845	136.9
GTP<										
1	160	M. BIRCH / G. BURNETT / J. HANSON		ELVA GT160	2:54.423	10	15			144.6
2	15	R. HAMILTON / D. MOLENAAR / P. VERMAST		MARCOS 1800 GT	3:01.711	4	21	+7.288	+7.288	138.8
3	28	P. BORDET / E. BORDET		MARCOS 1800 GT	3:09.502	6	19	+15.079	+7.791	133.1
4	38	A. VIRON / E. DECRONUMBOURG		MARCOS 1800 GT	3:12.881	23	24	+18.458	+3.379	130.7
GTS										

SEPTEMBER 25, 26, 27, 28, 29 • 2019



Spa Six Hours Endurance

SPA SIX HOURS

Qualifying

Final Classification by Group

	Nr.	Drivers	Team	Car	Time	Lap	Total	Gap		Kph
1	30	T. DE LATRE DU BOSQUEAU / C. VAN RIET		SHELBY Cobra	2:49.537	14	15			148.7
2	16	J. CLARK / A. McCAIG / A. SMITH		JAGUAR E Type Lightweight	2:50.732	13	19	+1.195	+1.195	147.7
3	23	J. MINSHAW / G. PEARSON		JAGUAR E Type	2:51.001	15	16	+1.464	+0.269	147.5
4	55	M. MELLING / J. MINSHAW / G. PATTLE		JAGUAR E Type Low Drag	2:51.897	3	11	+2.360	+0.896	146.7
5	46	N. REUBEN / O. REUBEN		TVR Griffith	2:51.950	6	14	+2.413	+0.053	146.6
6	80	W. FRIEDRICHS / S. HADFIELD / M. MALLOCK		ASTON MARTIN DB4 GT DP214	2:53.596	8	15	+4.059	+1.646	145.2
7	99	A. DE BEAUMONT / . MAVERICK / E. DE DONCKER		SHELBY Cobra	2:54.414	11	25	+4.877	+0.818	144.6
8	133	A. HANCOCK / O. HANCOCK / J. TWYMAN		LOTUS Elan 26R	2:54.556	23	24	+5.019	+0.142	144.4
9	87	N. PADMORE / G. TROMANS / R. MEADEN		LOTUS Elan 26R	2:55.455	5	16	+5.918	+0.899	143.7
10	74	D. GRUAU / J. GRUAU		SHELBY Cobra	2:55.530	8	19	+5.993	+0.075	143.6
11	11	M. SCHRYVER / W. SCHRYVER / M. WELLER		LOTUS Elan 26R Shapecraft	2:55.838	6	14	+6.301	+0.308	143.4
12	13	G. WILSON / S. BALFE / A. WOLFE		LOTUS Elan 26R	2:55.857	6	16	+6.320	+0.019	143.4
13	169	M. EYEARS / A. HALL / E. MORRIS		LOTUS Elan 26R	2:55.935	17	18	+6.398	+0.078	143.3
14	76	S. LYNN / A. HADDON / M. LYNN		LOTUS Elan 26R	2:56.011	4	21	+6.474	+0.076	143.3
15	58	K. KYVALOVA / J. CHADWICK		JAGUAR E Type	2:56.116	14	15	+6.579	+0.105	143.2
16	89	M. GRAY / K. GRAY		JAGUAR E Type	2:56.694	15	19	+7.157	+0.578	142.7
17	63	L. HALUSA / N. HALUSA / J. MEGRUE		JAGUAR E Type	2:57.165	4	4	+7.628	+0.471	142.3
18	73	K. SELDERS / F. VAN SPRUNDEL / G. BOELS		TVR GRIFFITH 400	2:57.454	25	26	+7.917	+0.289	142.1
19	112	G. GOMES / J. CLARIDGE		LOTUS Elan	2:57.755	20	22	+8.218	+0.301	141.8
20	27	S. ZIEGLER / R. GOMM / M. GORDON		JAGUAR E Type	2:57.789	5	6	+8.252	+0.034	141.8
21	85	D. TOMLIN / A. LAWLEY / R. MEADEN		LOTUS Elan 26R	2:57.970	15	22	+8.433	+0.181	141.7
22	40	M. HUNT / P. BLAKENEY-EDWARDS / F. WAKEMAN/GRANT-PETERKIN		JAGUAR E Type	2:58.564	19	20	+9.027	+0.594	141.2
23	92	A. JADOT / P. DELPORTE / J. PONCELET/FASTRE		JAGUAR E Type	2:58.624	17	25	+9.087	+0.060	141.2
24	62	M. DUPONT / P. LAMBILLIOTTE		TVR Griffith	2:58.909	18	24	+9.372	+0.285	140.9
25	166	R. FENN / J. BARCLAY / O. STIRLING		LOTUS Elan 26R	3:00.012	6	16	+10.475	+1.103	140.1
26	20	C. DUMOLIN / P. THIBAUT / M. DEVIS		FORD Shelby Mustang 350 GT	3:00.146	8	13	+10.609	+0.134	140.0
27	54	E. DOUART / G. CHRIQUI		JAGUAR E Type Semi-Lightweight	3:00.154	5	24	+10.617	+0.008	140.0
28	186	D. SMITHIES / C. CLARKSON / M. PANGBORN		SHELBY Cobra Daytona	3:00.196	8	18	+10.659	+0.042	139.9
29	22	H. HAMUNEN / P. HILTUNEN		FORD Shelby Mustang 350 GT	3:00.386	9	11	+10.849	+0.190	139.8
30	29	K. AHLERS / J. BELLINGER / C. BOCK		MORGAN Plus4 Supersport	3:01.201	6	17	+11.664	+0.815	139.2
31	69	J. BELTRAMELLI / B. BELTRAMELLI		CHEVROLET Corvette C2	3:01.280	7	16	+11.743	+0.079	139.1
32	111	G. WOITRIN / H. ROTHENBERGER / O. JUNG		FORD Shelby Mustang 350 GT	3:01.631	14	16	+12.094	+0.351	138.8
33	32	J. FEIBER / J. FEIBER / J. TWYMAN		LOTUS Elan	3:01.647	12	18	+12.110	+0.016	138.8
34	72	N. SLEEP / J. WYKEHAM / A. MONTGOMERY		FORD Shelby Mustang 350 GT	3:02.413	3	3	+12.876	+0.766	138.2
35	26	L. PENSON / C. HOY / C. JACKSON		LOTUS Elan S1 26R	3:02.457	7	12	+12.920	+0.044	138.2
36	14	G. MILLER / L. GOBLE		ASTON MARTIN DB4 Coup?	3:03.739	4	18	+14.202	+1.282	137.2
37	50	B. WHITE / J. PAYNE		TRIUMPH TR4 SLR	3:04.601	3	18	+15.064	+0.862	136.6
38	219	S. PEEREBOOM / J. IZAKS / T. SMITH		MG B	3:04.926	12	13	+15.389	+0.325	136.3
39	71	S. OREBI GANN / M. BELL / R. BOURNE		MORGAN +4 Super Sports	3:05.278	6	20	+15.741	+0.352	136.1
40	31	C. Graf Von WEDEL / L. Von WEDEL		LOTUS Elan	3:05.539	5	7	+16.002	+0.261	135.9
41	95	J. BENNETT / A. SMITH / G. BRYANT		PORSCHE 911	3:05.704	4	15	+16.167	+0.165	135.8
42	911	D. CEYSSENS / J. VERMEULEN		PORSCHE 911	3:05.953	5	9	+16.416	+0.249	135.6
43	207	C. HARRIS / J. WILMOTH		AUSTIN HEALEY 3000	3:06.762	14	25	+17.225	+0.809	135.0
44	86	J. COOKE / K. BIRD / M. THOMAS		FORD Shelby Mustang 350 GT	3:06.805	7	20	+17.268	+0.043	135.0
45	41	S. CRIPPS / S. McCARTHY		MG B Roadster	3:07.221	5	11	+17.684	+0.416	134.7
46	44	M. THORNE / S. BENNETT-BAGGS / J. TODD		AUSTIN HEALEY 100	3:08.389	5	24	+18.852	+1.168	133.8
47	91	N. FOWLER / M. SCOTT / R. McCARTHY		MG B	3:08.807	6	13	+19.270	+0.418	133.5
48	70	P. LEJEUNE / J. LEJEUNE		TRIUMPH TR4	3:09.120	3	22	+19.583	+0.313	133.3
49	25	J. BURTON / N. FINBURGH / R. NEWALL		JAGUAR E Type	3:10.381	13	22	+20.844	+1.261	132.4
50	64	U. KOLB / D. DENAT		PORSCHE 911	3:10.469	6	17	+20.932	+0.088	132.4
51	78	G. OWEN / C. KNILL-JONES		TRIUMPH TR4	3:12.690	6	15	+23.153	+2.221	130.9
52	18	R. RAWE / J. CHATHAM		TRIUMPH TR4	3:13.166	10	14	+23.629	+0.476	130.5
53	45	B. FILLIERS / P. DE CRAENE		PORSCHE 911	3:13.858	8	24	+24.321	+0.692	130.1
54	35	F. DI EDIGIO / G. DI EDIGIO		PORSCHE 911	3:14.497	8	18	+24.960	+0.639	129.6
55	42	T. BECHTOLSHEIMER / T. BIANCHI / P. BIANCHI		MG B	3:15.708	5	14	+26.171	+1.211	128.8
56	51	J. WYMEERSCH / L. DE COCK / T. JOOSEN		TVR Grantura MK3	3:15.743	14	15	+26.206	+0.035	128.8
57	161	B. BINFIELD / S. BINFIELD / W. NUTHALL		GILBERN 1800GT	3:15.750	10	20	+26.213	+0.007	128.8
58	49	D. FORRIER / J. HINDRYCKX		MG B	3:15.769	3	19	+26.232	+0.019	128.8
59	77	P. BRIONES / K. HORN / K. ECKE		PORSCHE 911	3:16.205	8	12	+26.668	+0.436	128.5
60	37	L. GEEBELEN / X. MARTENS / B. ARNAUTS		PORSCHE 911	3:16.824	13	23	+27.287	+0.619	128.1
61	48	M. TOTSUKA / Y. SEKIGUCHI / N. UCHINO		AUSTIN HEALEY 3000 MK2 BJ7	3:17.652	4	15	+28.115	+0.828	127.6
62	83	J. ALLEN / G. TURRAL / C. SNOWDON		MG B	3:17.841	14	21	+28.304	+0.189	127.4
63	75	O. BLANPAIN / V. JANSSENS / A. NOIRHOMME		AUSTIN HEALEY 100 M	3:20.122	3	17	+30.585	+2.281	126.0
64	61	A. HERREMAN / J. HERREMAN / H. HERREMAN		MG B	3:25.628	10	20	+36.091	+5.506	122.6
65	56	M. MIDGLEY / R. LONGDON / A. HAYDEN		MG B	3:27.621	11	21	+38.084	+1.993	121.4
66	12	M. BATES / J. BATES		PORSCHE 911						

INVITATION

GRAF VON FABER-CASTELL

GRID 1
Spa Six Hours Endurance



Spa Six Hours Endurance
SPA SIX HOURS
Qualifying

Final Classification by Group

Nr.	Drivers	Team	Car	Time	Lap	Total	Gap	Kph
Not classified:								
24	**C. GL?SEL / S. SOPER**		FORD GT40	**2:43.101**	10	15		**154.6**
96	**M. BURNETT / N. SWIFT / E. OWENS**		AUSTIN Mini Countryman	**3:12.206**	8	17		**131.2**

Car #81 - Lap 5, #133 - Laps 6, 7, 9 invalidated due to track limits

Published at: .....

Track Status: **DRY**

Stewards	Timekeeper:
	Alberto Estébanez

SEPTEMBER 25, 26, 27, 28, 29 • 2019

GRAF VON FABER-CASTELL

GRID 1

Spa Six Hours Endurance



Spa Six Hours Endurance

SPA SIX HOURS

Qualifying

Best Sector Times

	SECTOR 1		SECTOR 2		SECTOR 3							
Pos	Driver	Time	Driver	Time	Driver	Time	Pos	Team	Cl	Ideal Lap	Best Lap	
1	98 J.FARLEY	43.938	5 T.WOOD	1:15.747	21 M.FUNKE	41.617	1	1	GTP+	2:42.138	2:42.846	(2)
2	1 M.Count OEYNHAUSEN	44.138	10 O.BRYANT	1:15.838	5 T.WOOD	41.726	2	98	GTP+	2:42.476	2:42.634	(1)
3	24 C.GL?SEL	44.440	24 C.GL?SEL	1:16.061	98 J.FARLEY	41.877	3	5	GTP+	2:42.597	2:43.369	(5)
4	21 M.FUNKE	44.510	1 M.Count OEYNHAUSEN	1:16.121	1 M.Count OEYNHAUSEN	41.879	4	10	GTP+	2:43.026	2:43.942	(6)
5	2 P.WALKER	44.542	8 D.HART	1:16.640	8 D.HART	41.962	5	24	INVITATION	2:43.054	2:43.101	(3)
6	8 D.HART	44.650	98 J.FARLEY	1:16.661	10 O.BRYANT	42.132	6	8	GTP+	2:43.252	2:43.252	(4)
7	10 O.BRYANT	45.056	2 P.WALKER	1:16.818	7 C.DAVIES	42.189	7	2	GTP+	2:43.944	2:43.944	(7)
8	5 T.WOOD	45.124	7 C.DAVIES	1:17.634	24 C.GL?SEL	42.553	8	21	GTP+	2:44.293	2:45.326	(8)
9	7 C.DAVIES	45.434	21 M.FUNKE	1:18.166	2 P.WALKER	42.584	9	7	GTP+	2:45.257	2:46.915	(9)
10	36 K.LE BLANC	45.630	9 R.MEINS	1:18.268	36 K.LE BLANC	43.203	10	36	GTP+	2:47.222	2:48.399	(10)
11	197 R.MACEDO SILVA	46.050	36 K.LE BLANC	1:18.389	84 M.GUENAT	43.270	11	197	GTP+	2:48.018	2:48.765	(11)
12	93 N.DITTING	46.146	197 R.MACEDO SILVA	1:18.552	30 T.DE LATRE DU BOSQUEAU	43.383	12	9	GTP+	2:48.596	2:49.943	(13)
13	46 N.REUBEN	46.380	16 J.CLARK	1:18.832	197 R.MACEDO SILVA	43.416	13	30	GTS12	2:49.537	2:49.537	(12)
14	84 M.GUENAT	46.592	30 T.DE LATRE DU BOSQUEAU	1:18.897	81 G.NOLTE	43.439	14	84	GTP+	2:49.586	2:51.091	(17)
15	9 R.MEINS	46.694	133 A.HANCOCK	1:19.408	46 N.REUBEN	43.589	15	23	GTS12	2:49.934	2:51.001	(16)
16	81 G.NOLTE	46.762	23 J.MINSHAW	1:19.472	9 R.MEINS	43.634	16	46	GTS12	2:50.142	2:51.950	(19)
17	23 J.MINSHAW	46.777	55 M.MELLING	1:19.561	23 J.MINSHAW	43.685	17	81	GTP+	2:50.277	2:50.277	(14)
18	30 T.DE LATRE DU BOSQUEAU	47.257	13 G.WILSON	1:19.585	16 J.CLARK	43.701	18	16	GTS12	2:50.732	2:50.732	(15)
19	80 W.FRIEDRICHS	47.809	84 M.GUENAT	1:19.724	80 W.FRIEDRICHS	44.197	19	55	GTS12	2:51.897	2:51.897	(18)
20	55 M.MELLING	47.857	160 M.BIRCH	1:19.885	55 M.MELLING	44.479	20	93	GTP+	2:52.302	3:04.188	(60)
21	99 A.DE BEAUMONT	47.881	87 N.PADMORE	1:19.892	99 A.DE BEAUMONT	44.529	21	80	GTS12	2:52.825	2:53.596	(20)
22	62 M.DUPONT	48.182	76 S.LYNN	1:19.941	160 M.BIRCH	44.972	22	99	GTS12	2:53.978	2:54.414	(21)
23	16 J.CLARK	48.199	11 M.SCHRYVER	1:19.963	87 N.PADMORE	45.108	23	160	GTP<	2:54.051	2:54.423	(22)
24	74 D.GRUAU	48.521	81 G.NOLTE	1:20.076	112 G.GOMES	45.110	24	87	GTS10	2:54.309	2:55.455	(24)
25	73 K.SELDERS	48.681	46 N.REUBEN	1:20.173	27 S.ZIEGLER	45.154	25	133	GTS10	2:54.556	2:54.556	(23)
26	27 S.ZIEGLER	49.101	169 M.EYEARS	1:20.182	58 K.KYVALOVA	45.221	26	74	GTS12	2:54.879	2:55.530	(25)
27	160 M.BIRCH	49.194	85 D.TOMLIN	1:20.745	76 S.LYNN	45.226	27	13	GTS10	2:54.905	2:55.857	(27)
28	58 K.KYVALOVA	49.271	93 N.DITTING	1:20.758	133 A.HANCOCK	45.233	28	169	GTS10	2:55.454	2:55.935	(28)
29	87 N.PADMORE	49.309	80 W.FRIEDRICHS	1:20.819	13 G.WILSON	45.268	29	11	GTS10	2:55.515	2:55.838	(26)
30	186 D.SMITHIES	49.420	74 D.GRUAU	1:20.911	169 M.EYEARS	45.336	30	76	GTS10	2:55.679	2:56.011	(29)
31	92 A.JADOT	49.748	112 G.GOMES	1:21.061	89 M.GRAY	45.338	31	58	GTS12	2:55.732	2:56.116	(30)
32	79 C.VAN LANSCHOT	49.765	58 K.KYVALOVA	1:21.240	93 N.DITTING	45.398	32	112	GTS10	2:56.106	2:57.755	(34)
33	11 M.SCHRYVER	49.860	89 M.GRAY	1:21.292	74 D.GRUAU	45.447	33	89	GTS12	2:56.590	2:56.694	(31)
34	133 A.HANCOCK	49.915	92 A.JADOT	1:21.476	73 K.SELDERS	45.560	34	73	GTS12	2:56.940	2:57.454	(33)
35	112 G.GOMES	49.935	40 M.HUNT	1:21.530	57 R.WARD	45.622	35	27	GTS12	2:57.469	2:57.789	(35)
36	169 M.EYEARS	49.936	99 A.DE BEAUMONT	1:21.568	67 P.VERMAST	45.650	36	40	GTS12	2:57.585	2:58.564	(37)
37	67 P.VERMAST	49.950	20 C.DUMOLIN	1:21.823	85 D.TOMLIN	45.659	37	62	GTS12	2:57.638	2:58.909	(40)
38	89 M.GRAY	49.960	15 R.HAMILTON	1:21.917	54 E.DOUART	45.688	38	67	CT10	2:57.668	2:58.628	(39)
39	13 G.WILSON	50.052	29 K.AHLERS	1:21.935	11 M.SCHRYVER	45.692	39	92	GTS12	2:57.698	2:58.624	(38)
40	40 M.HUNT	50.333	67 P.VERMAST	1:22.068	40 M.HUNT	45.722	40	85	GTS10	2:57.740	2:57.970	(36)
41	54 E.DOUART	50.342	79 C.VAN LANSCHOT	1:22.127	186 D.SMITHIES	45.936	41	54	GTS12	2:58.394	3:00.154	(44)
42	57 R.WARD	50.362	54 E.DOUART	1:22.364	65 N.RUDDELL	46.289	42	79	CT10	2:58.492	2:59.407	(41)
43	72 N.SLEEP	50.498	26 L.PENSON	1:22.537	62 M.DUPONT	46.308	43	186	GTS12	2:59.040	3:00.196	(45)
44	76 S.LYNN	50.512	73 K.SELDERS	1:22.699	144 C.GODDARD	46.451	44	57	CT10	2:59.551	3:00.487	(47)
45	52 P.M?LDER	50.609	32 J.FEIBER	1:22.795	92 A.JADOT	46.474	45	20	GTS12	2:59.844	3:00.146	(43)
46	771 A.GREENHALGH	50.659	62 M.DUPONT	1:23.148	771 A.GREENHALGH	46.497	46	22	GTS12	3:00.386	3:00.386	(46)
47	22 H.HAMUNEN	50.663	22 H.HAMUNEN	1:23.209	22 H.HAMUNEN	46.514	47	15	GTP<	3:00.821	3:01.711	(53)
48	144 C.GODDARD	50.906	27 S.ZIEGLER	1:23.214	52 P.M?LDER	46.538	48	26	GTS10	3:00.960	3:02.457	(57)
49	20 C.DUMOLIN	51.169	219 S.PEEREBOOM	1:23.254	79 C.VAN LANSCHOT	46.600	49	29	GTS11	3:01.201	3:01.201	(48)
50	65 N.RUDDELL	51.175	111 G.WOITRIN	1:23.263	20 C.DUMOLIN	46.852	50	111	GTS12	3:01.631	3:01.631	(50)
51	85 D.TOMLIN	51.336	57 R.WARD	1:23.567	111 G.WOITRIN	46.926	51	32	GTS10	3:01.647	3:01.647	(51)
52	14 G.MILLER	51.413	41 S.CRIPPS	1:23.630	26 L.PENSON	46.935	52	144	CT10	3:01.671	3:02.228	(54)
53	111 G.WOITRIN	51.442	166 R.FENN	1:23.669	72 N.SLEEP	46.956	53	65	CT10	3:01.707	3:01.707	(52)
54	26 L.PENSON	51.488	186 D.SMITHIES	1:23.684	32 J.FEIBER	47.055	54	52	GTP+	3:01.803	3:02.343	(55)
55	69 J.BELTRAMELLI	51.571	33 A.LINSTER	1:23.697	15 R.HAMILTON	47.062	55	72	GTS12	3:01.851	3:02.413	(56)
56	32 J.FEIBER	51.797	91 N.FOWLER	1:23.724	17 R.FRANKEL	47.167	56	771	CT10	3:02.010	3:02.905	(58)

SEPTEMBER 25, 26, 27, 28, 29 • 2019

GRAF VON FABER-CASTELL

GRID 1
Spa Six Hours Endurance



Spa Six Hours Endurance
SPA SIX HOURS
Qualifying

Best Sector Times

	SECTOR 1		SECTOR 2		SECTOR 3						
Pos	Driver	Time	Driver	Time	Driver	Time	Pos	Team	Cl	Ideal Lap	Best Lap
57	15 R.HAMILTON	51.842	71 S.OREBI GANN	1:23.856	14 G.MILLER	47.229	57	14	GTS7	3:03.479	3:03.739 (59)
58	86 J.COOKE	51.848	50 B.WHITE	1:23.945	166 R.FENN	47.298	58	166	GTS10	3:03.555	3:00.012 (42)
59	29 K.AHLERS	51.872	65 N.RUDDELL	1:24.243	69 J.BELTRAMELLI	47.380	59	69	GTS12	3:03.773	3:01.280 (49)
60	616 A.ADRIAANS	52.356	31 C.Graf Von WEDEL	1:24.308	29 K.AHLERS	47.394	60	33	CT10	3:04.082	3:05.771 (66)
61	207 C.HARRIS	52.552	144 C.GODDARD	1:24.314	50 B.WHITE	47.472	61	50	GTS11	3:04.456	3:04.601 (61)
62	166 R.FENN	52.588	72 N.SLEEP	1:24.397	31 C.Graf Von WEDEL	47.494	62	219	GTS11	3:04.531	3:04.926 (62)
63	97 F.DEPTA	52.630	911 D.CEYSSENS	1:24.532	33 A.LINSTER	47.623	63	31	GTS10	3:04.859	3:05.539 (64)
64	33 A.LINSTER	52.762	52 P.M?LDER	1:24.656	219 S.PEEREBOOM	47.637	64	616	CT10	3:05.125	3:05.927 (67)
65	911 D.CEYSSENS	52.804	28 P.BORDET	1:24.783	616 A.ADRIAANS	47.655	65	207	GTS12	3:05.233	3:06.762 (69)
66	50 B.WHITE	53.039	69 J.BELTRAMELLI	1:24.822	207 C.HARRIS	47.710	66	71	GTS11	3:05.278	3:05.278 (63)
67	31 C.Graf Von WEDEL	53.057	14 G.MILLER	1:24.837	86 J.COOKE	47.940	67	86	GTS12	3:05.310	3:06.805 (70)
68	25 J.BURTON	53.208	771 A.GREENHALGH	1:24.854	100 B.GEORGI	47.951	68	911	GTS11	3:05.855	3:05.953 (68)
69	17 R.FRANKEL	53.228	96 M.BURNETT	1:24.899	71 S.OREBI GANN	48.115	69	17	CT10	3:06.075	3:07.002 (71)
70	136 N.BATCHELOR	53.243	78 G.OWEN	1:24.935	97 F.DEPTA	48.323	70	41	GTS11	3:06.638	3:07.221 (72)
71	71 S.OREBI GANN	53.307	70 P.LEJEUNE	1:24.957	136 N.BATCHELOR	48.363	71	100	CT10	3:07.390	3:08.193 (73)
72	219 S.PEEREBOOM	53.640	207 C.HARRIS	1:24.971	44 M.THORNE	48.488	72	97	CT10	3:07.681	3:08.520 (75)
73	100 B.GEORGI	53.658	616 A.ADRIAANS	1:25.114	41 S.CRIPPS	48.509	73	91	GTS11	3:08.275	3:08.807 (76)
74	77 P.BRIONES	53.724	331 B.JANSEN	1:25.438	911 D.CEYSSENS	48.519	74	44	GTS2	3:08.389	3:08.389 (74)
75	37 L.GEEBELEN	54.285	86 J.COOKE	1:25.522	25 J.BURTON	48.732	75	25	GTS7	3:08.481	3:10.381 (80)
76	44 M.THORNE	54.320	44 M.THORNE	1:25.581	70 P.LEJEUNE	48.839	76	70	GTS11	3:08.771	3:09.120 (77)
77	41 S.CRIPPS	54.499	64 U.KOLB	1:25.610	331 B.JANSEN	48.881	77	28	GTP<	3:08.894	3:09.502 (79)
78	331 B.JANSEN	54.937	17 R.FRANKEL	1:25.680	28 P.BORDET	48.885	78	136	CT10	3:09.056	3:10.549 (82)
79	70 P.LEJEUNE	54.975	100 B.GEORGI	1:25.781	64 U.KOLB	49.192	79	331	CT10	3:09.256	3:09.256 (78)
80	18 R.RAWE	55.197	51 J.WYMEERSCH	1:26.488	91 N.FOWLER	49.332	80	64	GTS11	3:10.469	3:10.469 (81)
81	91 N.FOWLER	55.219	25 J.BURTON	1:26.541	18 R.RAWE	49.355	81	78	GTS11	3:11.180	3:12.690 (84)
82	28 P.BORDET	55.226	42 T.BECHTOLSHEIMER	1:26.694	19 E.DE WEERDT	49.809	82	18	GTS11	3:11.888	3:13.166 (87)
83	45 B.FILLIERS	55.442	97 F.DEPTA	1:26.728	38 A.VIRON	49.840	83	96	INVITATION	3:11.890	3:12.206 (83)
84	42 T.BECHTOLSHEIMER	55.455	35 F.DI EDIGIO	1:26.844	35 F.DI EDIGIO	49.995	84	19	CT10	3:12.450	3:13.164 (86)
85	19 E.DE WEERDT	55.528	45 B.FILLIERS	1:27.004	37 L.GEEBELEN	50.073	85	35	GTS11	3:12.474	3:14.497 (89)
86	35 F.DI EDIGIO	55.635	161 B.BINFIELD	1:27.069	78 G.OWEN	50.074	86	42	GTS11	3:12.576	3:15.708 (90)
87	64 U.KOLB	55.667	38 A.VIRON	1:27.077	45 B.FILLIERS	50.147	87	45	GTS11	3:12.593	3:13.858 (88)
88	38 A.VIRON	55.714	19 E.DE WEERDT	1:27.113	77 P.BRIONES	50.305	88	38	GTP<	3:12.631	3:12.881 (85)
89	48 M.TOTSUKA	55.854	18 R.RAWE	1:27.336	96 M.BURNETT	50.363	89	77	GTS11	3:13.489	3:16.205 (94)
90	78 G.OWEN	56.171	136 N.BATCHELOR	1:27.450	42 T.BECHTOLSHEIMER	50.427	90	51	GTS11	3:13.735	3:15.743 (91)
91	51 J.WYMEERSCH	56.176	83 J.ALLEN	1:27.751	161 B.BINFIELD	50.676	91	161	GTS11	3:15.194	3:15.750 (92)
92	96 M.BURNETT	56.628	49 D.FORRIER	1:27.838	83 J.ALLEN	51.066	92	37	GTS11	3:15.202	3:16.824 (95)
93	83 J.ALLEN	57.240	48 M.TOTSUKA	1:28.128	51 J.WYMEERSCH	51.071	93	48	GTS12	3:15.382	3:17.652 (96)
94	161 B.BINFIELD	57.449	75 O.BLANPAIN	1:28.909	48 M.TOTSUKA	51.400	94	83	GTS11	3:16.057	3:17.841 (97)
95	47 P.MULACEK	57.461	77 P.BRIONES	1:29.460	49 D.FORRIER	51.504	95	49	GTS11	3:17.100	3:15.769 (93)
96	49 D.FORRIER	57.758	37 L.GEEBELEN	1:30.844	75 O.BLANPAIN	51.670	96	75	GTS7	3:19.866	3:20.122 (98)
97	110 R.OWEN	58.154	95 J.BENNETT	1:31.046	95 J.BENNETT	52.554	97	47	CT10	3:21.565	3:24.315 (99)
98	95 J.BENNETT	58.676	47 P.MULACEK	1:31.304	47 P.MULACEK	52.800	98	95	GTS11	3:22.276	3:05.704 (65)
99	75 O.BLANPAIN	59.287	61 A.HERREMAN	1:31.528	56 M.MIDGLEY	52.940	99	56	GTS11	3:25.087	3:27.621101)
100	61 A.HERREMAN	59.521	56 M.MIDGLEY	1:32.586	61 A.HERREMAN	54.277	100	61	GTS11	3:25.326	3:25.628100)
101	56 M.MIDGLEY	59.561	110 R.OWEN	1:34.884	110 R.OWEN	55.412	101	110	CT10	3:28.450	3:29.234102)

SEPTEMBER 25, 26, 27, 28, 29 • 2019

GRAF VON FABER-CASTELL

GRID 1
Spa Six Hours Endurance

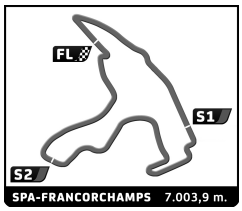

Spa Six Hours Endurance
SPA SIX HOURS
After Qualifying

Event maximum speed

Team	Car	Class	Driver	Top Speed	Lap	Session
2	FORD GT40	GTP+	Philip WALKER	229.3	8	Qualifying
24	FORD GT40	INVITATION	Christian GL?SEL	228.8	10	Qualifying
8	FORD GT40	GTP+	David HART	226.9	9	Qualifying
99	SHELBY Cobra	GTS12	Alexis DE BEAUMONT	225.0	21	Qualifying
1	FORD GT40	GTP+	Marcus Count OEYNHAUSEN	220.9	7	Qualifying
98	FORD GT40	GTP+	Jim FARLEY	220.4	17	Qualifying
10	FORD GT40	GTP+	Oliver BRYANT	219.5	9	Qualifying
5	FORD GT40	GTP+	Tony WOOD	216.9	8	Qualifying
7	FORD GT40	GTP+	Craig DAVIES	216.4	14	Qualifying
21	FORD GT40	GTP+	Michael FUNKE	216.0	4	Qualifying
23	JAGUAR E Type	GTS12	Jon MINSHAW	216.0	7	Qualifying
93	FORD GT40	GTP+	Nikolaus DITTING	215.1	6	Qualifying
84	FORD GT40	GTP+	Maxime GUENAT	214.7	11	Qualifying
11	LOTUS Elan 26R Shapecraft	GTS10	Michael SCHRYVER	213.9	4	Qualifying
36	FORD GT40	GTP+	Karsten LE BLANC	211.8	8	Qualifying
55	JAGUAR E Type Low Drag	GTS12	Martin MELLING	211.8	3	Qualifying
197	FORD GT40 Roadster	GTP+	Rui MACEDO SILVA	210.9	18	Qualifying
30	SHELBY Cobra	GTS12	Thierry DE LATRE DU BOSQUEAU	210.1	11	Qualifying
9	FORD GT40	GTP+	Richard MEINS	209.3	4	Qualifying
62	TVR Griffith	GTS12	Michel DUPONT	208.9	18	Qualifying
92	JAGUAR E Type	GTS12	Alain JADOT	208.1	11	Qualifying
13	LOTUS Elan 26R	GTS10	Graham WILSON	207.3	15	Qualifying
87	LOTUS Elan 26R	GTS10	Nicholas PADMORE	207.3	5	Qualifying
160	ELVA GT160	GTP<	Michael BIRCH	206.5	10	Qualifying
74	SHELBY Cobra	GTS12	Diider GRUAU	205.3	8	Qualifying
80	ASTON MARTIN DB4 GT DP214	GTS12	Wolfgang FRIEDRICHS	205.3	15	Qualifying
76	LOTUS Elan 26R	GTS10	Shaun LYNN	204.9	4	Qualifying
54	JAGUAR E Type Semi-Lightweight	GTS12	Eric DOUART	203.8	7	Qualifying
112	LOTUS Elan	GTS10	Gon?alo GOMES	203.4	5	Qualifying
133	LOTUS Elan 26R	GTS10	Anthony HANCOCK	202.6	9	Qualifying
186	SHELBY Cobra Daytona	GTS12	David SMITHIES	202.6	4	Qualifying
67	FORD Falcon	CT10	Philippe VERMAST	202.2	7	Qualifying
771	FORD Falcon Sprint	CT10	Alan GREENHALGH	202.2	17	Qualifying
89	JAGUAR E Type	GTS12	Michael GRAY	202.2	3	Qualifying
169	LOTUS Elan 26R	GTS10	Martin EYEARS	200.4	3	Qualifying
144	FORD Falcon Sprint	CT10	Christopher GODDARD	199.3	7	Qualifying
15	MARCOS 1800 GT	GTP<	Robert HAMILTON	198.9	3	Qualifying
16	JAGUAR E Type Lightweight	GTS12	John CLARK	198.5	12	Qualifying
85	LOTUS Elan 26R	GTS10	David TOMLIN	198.2	15	Qualifying
46	TVR Griffith	GTS12	Nigel REUBEN	197.1	3	Qualifying
71	MORGAN +4 Super Sports	GTS11	Simon OREBI GANN	196.7	5	Qualifying
81	FORD GT40	GTP+	Georg NOLTE	196.4	21	Qualifying
57	FORD Falcon	CT10	Robin WARD	196.0	9	Qualifying
911	PORSCHE 911	GTS11	Diederik CEYSSENS	196.0	9	Qualifying
29	MORGAN Plus4 Supersport	GTS11	Keith AHLERS	195.7	4	Qualifying
32	LOTUS Elan	GTS10	Jonathan FEIBER	194.9	11	Qualifying
58	JAGUAR E Type	GTS12	Katarina KYVALOVA	194.2	13	Qualifying
73	TVR GRIFFITH 400	GTS12	Kees SELDERS	194.2	15	Qualifying
86	FORD Shelby Mustang 350 GT	GTS12	Jeremy COOKE	194.2	19	Qualifying
166	LOTUS Elan 26R	GTS10	Rob FENN	193.2	13	Qualifying
31	LOTUS Elan	GTS10	Christian Graf Von WEDEL	193.2	4	Qualifying
50	TRIUMPH TR4 SLR	GTS11	Brian WHITE	192.5	3	Qualifying
77	PORSCHE 911	GTS11	Pablo BRIONES	192.5	3	Qualifying
79	FORD Mustang	CT10	Christiaen VAN LANSCHOT	192.5	13	Qualifying
100	FORD Falcon Sprint	CT10	Bernd GEORGI	192.2	3	Qualifying
22	FORD Shelby Mustang 350 GT	GTS12	Henry HAMUNEN	191.8	3	Qualifying
35	PORSCHE 911	GTS11	Fr?d?ric DI EDIGIO	191.8	5	Qualifying
27	JAGUAR E Type	GTS12	Stefan ZIEGLER	191.2	6	Qualifying
219	MG B	GTS11	Sjoerd PEEREBOOM	190.8	11	Qualifying

SEPTEMBER 25, 26, 27, 28, 29 • 2019

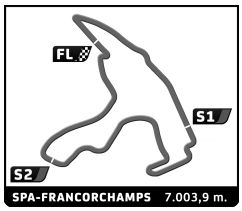

Spa Six Hours Endurance

SPA SIX HOURS

After Qualifying

Event maximum speed

Team	Car	Class	Driver	Top Speed	Lap	Session
14	ASTON MARTIN DB4 Coup?	GTS7	George MILLER	190.1	4	Qualifying
64	PORSCHE 911	GTS11	Uwe KOLB	189.5	6	Qualifying
40	JAGUAR E Type	GTS12	Martin HUNT	189.1	3	Qualifying
45	PORSCHE 911	GTS11	Bernard FILLIERS	188.5	9	Qualifying
20	FORD Shelby Mustang 350 GT	GTS12	Christian DUMOLIN	188.2	4	Qualifying
28	MARCOS 1800 GT	GTP<	Pierre-Etienne BORDET	188.2	8	Qualifying
33	FORD Mustang	CT10	Armand LINSTER	188.2	2	Qualifying
331	FORD Mustang	CT10	Bas JANSEN	188.2	4	Qualifying
52	BIZZARRINI 5300 GT America	GTP+	Peter M?LDER	188.2	16	Qualifying
616	FORD Mustang Notchback	CT10	Armand ADRIAANS	188.2	2	Qualifying
65	FORD Mustang Notchback	CT10	Nicholas RUDDELL	187.8	15	Qualifying
111	FORD Shelby Mustang 350 GT	GTS12	Ga?tan WOITRIN	187.2	14	Qualifying
207	AUSTIN HEALEY 3000	GTS12	Crispin HARRIS	185.9	5	Qualifying
25	JAGUAR E Type	GTS7	John BURTON	185.6	3	Qualifying
38	MARCOS 1800 GT	GTP<	Alexandre VIRON	185.6	23	Qualifying
91	MG B	GTS11	Neil FOWLER	185.6	4	Qualifying
70	TRIUMPH TR4	GTS11	Paul LEJEUNE	185.2	20	Qualifying
41	MG B Roadster	GTS11	Simon CRIPPS	184.6	3	Qualifying
95	PORSCHE 911	GTS11	John BENNETT	182.4	12	Qualifying
17	FORD Falcon	CT10	Richard FRANKEL	181.8	7	Qualifying
44	AUSTIN HEALEY 100	GTS2	Mike THORNE	181.5	5	Qualifying
26	LOTUS Elan S1 26R	GTS10	Lee PENSON	181.2	8	Qualifying
51	TVR Grantura MK3	GTS11	Jos WYMEERSCH	179.7	14	Qualifying
18	TRIUMPH TR4	GTS11	Robert RAWE	177.9	5	Qualifying
37	PORSCHE 911	GTS11	Luc GEEBELEN	177.3	14	Qualifying
19	FORD Mustang	CT10	Emiel DE WEERDT	177.0	6	Qualifying
72	FORD Shelby Mustang 350 GT	GTS12	Nick SLEEP	176.5	2	Qualifying
83	MG B	GTS11	John ALLEN	176.2	3	Qualifying
97	FORD Mustang	CT10	Frank DEPTA	175.6	22	Qualifying
161	GILBERN 1800GT	GTS11	Bob BINFIELD	174.8	11	Qualifying
136	FORD Mustang	CT10	Nigel BATCHELOR	174.2	5	Qualifying
42	MG B	GTS11	Till BECHTOLSHEIMER	174.2	6	Qualifying
48	AUSTIN HEALEY 3000 MK2 BJ7	GTS12	Masakazu TOTSUKA	173.6	2	Qualifying
49	MG B	GTS11	Didier FORRIER	172.2	17	Qualifying
69	CHEVROLET Corvette C2	GTS12	Jos? BELTRAMELLI	172.2	14	Qualifying
47	FORD Mustang	CT10	Phil MULACEK	172.0	4	Qualifying
56	MG B	GTS11	Mark MIDGLEY	171.4	5	Qualifying
96	AUSTIN Mini Countryman	INVITATION	Mark BURNETT	171.2	3	Qualifying
75	AUSTIN HEALEY 100 M	GTS7	Olivier BLANPAIN	170.3	3	Qualifying
110	FORD Galaxie 500XL	CT10	Richard OWEN	169.8	4	Qualifying
78	TRIUMPH TR4	GTS11	Geraint OWEN	169.8	7	Qualifying
61	MG B	GTS11	Arnold HERREMAN	168.5	10	Qualifying

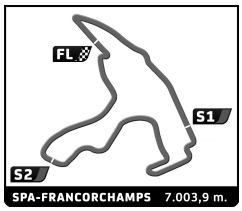

Spa Six Hours Endurance
SPA SIX HOURS
Qualifying
Analysis

Personal Best | Session Best | B Crossing the finish line in pit lane

1 — 1.Marcus Count OEYNHAUS, 2.Nico VERDONCK — FORD GT40 GTP+

Lap	D	Time	Sector 1	Sector 2	Sector 3	Kph	Elapsed
1	1	3:09.735	56.352	1:27.798	45.585	130.6	3:09.735
2	1	2:47.035	45.923	1:18.785	42.327	151.0	5:56.770
3	1	2:46.079	44.764	1:16.996	44.319	151.8	8:42.849
4	1	2:57.452 B	44.823	1:20.491	52.138	142.1	11:40.301
5	1	5:32.156	3:30.495	1:18.230	43.431	75.9	17:12.457
6	1	2:45.142	45.841	1:16.121	43.180	152.7	19:57.599
7	1	2:44.913	44.664	1:17.665	42.584	152.9	22:42.512
8	1	2:43.571	44.692	1:17.000	41.879	154.1	25:26.083
9	1	3:03.465 B	45.675	1:19.258	58.532	137.4	28:29.548
10	1	6:05.613	3:55.530	1:23.239	46.844	69.0	34:35.161
11	1	2:50.769	46.450	1:19.962	44.357	147.7	37:25.930
12	1	3:06.485 B	45.941	1:19.610	1:00.934	135.2	40:32.415
13	1	6:32.258	4:26.055	1:20.559	45.644	64.3	47:04.673
14	1	21:26.399	...	1:21.339	43.573	19.6	1:08:31.072
15	1	2:45.888	44.374	1:16.764	44.750	152.0	1:11:16.960
16	1	13:18.325	...	1:21.286	43.942	31.6	1:24:35.285
17	1	2:45.396	44.138	1:17.500	43.758	152.4	1:27:20.681
18	1	2:42.846	44.487	1:16.439	41.920	154.8	1:30:03.527

2 — 1.Philip WALKER, 2.Miles GRIFFITHS, 3.Gordon SHEDDEN — FORD GT40 GTP+

Lap	D	Time	Sector 1	Sector 2	Sector 3	Kph	Elapsed
1	1	4:50.920	2:41.266	1:25.277	44.377	85.2	4:50.920
2	1	2:56.321	48.722	1:22.460	45.139	143.0	7:47.241
3	1	2:53.930	47.299	1:20.438	46.193	145.0	10:41.171
4	1	2:54.628	47.683	1:20.794	46.151	144.4	13:35.799
5	1	3:09.377 B	48.872	1:20.899	59.606	133.1	16:45.176
6	1	4:47.846	2:45.122	1:19.099	43.625	87.6	21:33.022
7	1	2:48.283	45.398	1:19.423	43.462	149.8	24:21.305
8	1	2:47.268	45.811	1:18.338	43.119	150.7	27:08.573
9	1	2:47.341	46.276	1:18.269	42.796	150.7	29:55.914
10	1	2:46.779	44.579	1:18.150	44.050	151.2	32:42.693
11	1	3:16.393 B	51.164	1:23.533	1:01.696	128.4	35:59.086
12	1	6:57.302	4:53.821	1:19.320	44.161	60.4	42:56.388
13	1	2:49.523	47.897	1:18.467	43.159	148.7	45:45.911
14	1	2:50.876	45.768	1:20.283	44.825	147.6	48:36.787
15	1	3:00.691 B	46.480	1:19.464	54.747	139.5	51:37.478
16	1	19:53.549	...	1:20.985	44.096	21.1	1:11:31.027
17	1	2:57.808	51.687	1:19.769	46.352	141.8	1:14:28.835
18	1	2:48.007	45.593	1:17.801	44.613	150.1	1:17:16.842
19	1	2:43.944	44.542	1:16.818	42.584	153.8	1:20:00.786
20	1	3:09.065 B	47.962	1:20.472	1:00.631	133.4	1:23:09.851
21	1	8:59.947 B	6:28.103	1:32.585	59.259	46.7	1:32:09.798

5 — 1.Tony WOOD, 2.Martin STRETTON — FORD GT40 GTP+

Lap	D	Time	Sector 1	Sector 2	Sector 3	Kph	Elapsed
1	1	5:55.535	3:50.813	1:21.058	43.664	69.7	5:55.535
2	1	2:47.298	45.124	1:17.018	45.156	150.7	8:42.833
3	1	2:50.362	45.671	1:20.377	44.314	148.0	11:33.195
4	1	2:44.752	45.381	1:17.480	41.891	153.0	14:17.947
5	1	2:51.899	46.699	1:21.824	43.376	146.7	17:09.846
6	1	3:02.676 B	46.151	1:17.271	59.254	138.0	20:12.522
7	1	11:20.727	9:15.520	1:22.142	43.065	37.0	31:33.249
8	1	2:50.016	47.387	1:18.703	43.926	148.3	34:23.265
9	1	2:46.076	45.885	1:17.443	42.748	151.8	37:09.341
10	1	2:43.369	45.896	1:15.747	41.726	154.3	39:52.710
11	1	2:50.561	46.222	1:18.470	45.869	147.8	42:43.271
12	1	3:14.978 B	46.563	1:26.102	1:02.313	129.3	45:58.249
13	1	27:13.411	...	1:26.260	50.715	15.4	1:13:11.660
14	1	3:08.205	54.995	1:27.013	46.197	134.0	1:16:19.865
15	1	3:49.673 B	46.860	1:54.715	1:08.098	109.8	1:20:09.538
16	1	6:03.294 B	3:47.608	1:20.487	55.199	69.4	1:26:12.832

7 — 1.Craig DAVIES, 2.Andy NEWALL — FORD GT40 GTP+

Lap	D	Time	Sector 1	Sector 2	Sector 3	Kph	Elapsed
1	1	3:26.748	1:09.647	1:30.541	46.560	119.8	3:26.748
2	1	2:52.106	46.764	1:20.920	44.422	146.5	6:18.854
3	1	2:53.738	46.750	1:21.017	45.971	145.1	9:12.592
4	1	2:54.208	45.782	1:23.310	45.116	144.7	12:06.800
5	1	2:49.572	46.238	1:19.531	43.803	148.7	14:56.372
6	1	3:12.735 B	50.629	1:23.122	58.984	130.8	18:09.107
7	1	6:09.111	4:05.271	1:19.786	44.054	68.3	24:18.218
8	1	2:49.210	47.609	1:18.022	43.579	149.0	27:07.428
9	1	2:51.693	48.149	1:18.781	44.763	146.9	29:59.121
10	1	3:03.528 B	45.747	1:21.215	56.566	137.4	33:02.649
11	1	18:19.603	...	1:17.839	43.814	22.9	51:22.252
12	1	2:46.915	45.434	1:17.992	43.489	151.1	54:09.167
13	1	2:48.212	47.014	1:19.009	42.189	149.9	56:57.379
14	1	3:00.433 B	45.725	1:19.824	54.884	139.7	59:57.812
15	1	12:24.454	...	1:29.101	51.086	33.9	1:12:22.266
16	1	3:02.612	51.009	1:25.725	45.878	138.1	1:15:24.878
17	1	2:55.018	47.493	1:21.541	45.984	144.1	1:18:19.896
18	1	3:05.787 B	47.199	1:21.559	57.029	135.7	1:21:25.683
19	1	5:13.883	3:10.358	1:19.087	44.438	80.3	1:26:39.566
20	1	2:48.249	45.731	1:17.634	44.884	149.9	1:29:27.815
21	1	3:03.046 B	45.577	1:18.395	59.074	137.7	1:32:30.861

8 — 1.David HART, 2.Olivier HART, 3.Nicky PASTORELLI — FORD GT40 GTP+

Lap	D	Time	Sector 1	Sector 2	Sector 3	Kph	Elapsed
1	1	18:07.942	...	1:22.499	46.797	22.8	18:07.942
2	1	2:47.546	46.416	1:18.175	42.955	150.5	20:55.488
3	1	2:48.788	46.582	1:19.617	42.589	149.4	23:44.276
4	1	2:47.414	45.802	1:18.844	42.768	150.6	26:31.690
5	1	2:47.465	46.642	1:18.417	42.406	150.6	29:19.155
6	1	3:13.300 B	45.761	1:27.457	1:00.082	130.4	32:32.455
7	1	10:35.310	8:30.987	1:19.987	44.336	39.7	43:07.765
8	1	2:46.048	45.285	1:18.376	42.387	151.8	45:53.813
9	1	2:45.264	44.747	1:17.124	43.393	152.6	48:39.077
10	1	2:45.803	45.391	1:17.733	42.679	152.1	51:24.880
11	1	2:43.252	44.650	1:16.640	41.962	154.4	54:08.132
12	1	3:05.898 B	48.123	1:22.422	55.353	135.6	57:14.030
13	1	9:11.675	7:02.003	1:23.912	45.760	45.7	1:06:25.705
14	1	2:50.142	47.371	1:19.251	43.520	148.2	1:09:15.847
15	1	2:52.910	48.912	1:20.446	43.552	145.8	1:12:08.757
16	1	2:52.653	51.082	1:18.666	42.905	146.0	1:15:01.410
17	1	2:54.270	48.404	1:20.181	45.685	144.7	1:17:55.680
18	1	2:46.698	46.251	1:18.091	42.356	151.3	1:20:42.378
19	1	2:45.864	45.932	1:17.431	42.501	152.0	1:23:28.242
20	1	3:04.009 B	47.640	1:21.849	54.520	137.0	1:26:32.251

9 — 1.Richard MEINS, 2.Chris LILLINGSTON PRICE, 3.Andrew BENTLEY — FORD GT40 GTP+

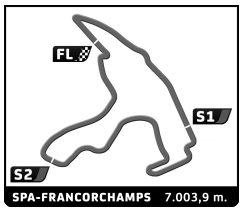

Spa Six Hours Endurance
SPA SIX HOURS
Qualifying
Analysis

Personal Best | Session Best | **B** Crossing the finish line in pit lane

Lap	D	Time	Sector 1	Sector 2	Sector 3	Kph	Elapsed
1	1	4:49.384	2:39.681	1:24.523	45.180	85.6	4:49.384
2	1	2:52.961	48.409	1:20.918	43.634	145.8	7:42.345
3	1	2:49.943	46.694	1:19.426	43.823	148.4	10:32.288
4	1	3:02.142 B	47.611	1:19.956	54.575	138.4	13:34.430
5	1	5:58.884	3:39.272	1:29.521	50.091	70.3	19:33.314
6	1	3:02.184	49.597	1:24.103	48.484	138.4	22:35.498
7	1	3:02.988	49.979	1:24.904	48.105	137.8	25:38.486
8	1	2:59.183	49.097	1:23.837	46.249	140.7	28:37.669
9	1	3:14.982 B	52.381	1:24.886	57.715	129.3	31:52.651
10	1	6:12.223	3:57.429	1:26.908	47.886	67.7	38:04.874
11	1	2:55.767	48.184	1:21.805	45.778	143.5	41:00.641
12	1	2:55.900	47.113	1:21.714	47.073	143.3	43:56.541
13	1	2:53.428	48.049	1:20.321	45.058	145.4	46:49.969
14	1	2:53.608	48.874	1:20.997	43.737	145.2	49:43.577
15	1	3:02.513	48.366	1:23.863	50.284	138.1	52:46.090
16	1	2:51.972	47.668	1:20.011	44.293	146.6	55:38.062
17	1	3:06.050 B	49.071	1:23.130	53.849	135.5	58:44.112
18	1	4:47.008	2:40.699	1:20.995	45.314	87.9	1:03:31.120
19	1	2:52.911	47.160	1:20.227	45.524	145.8	1:06:24.031
20	1	2:50.315	47.487	1:18.268	44.560	148.0	1:09:14.346
21	1	3:18.607 B	52.045	1:27.518	59.044	127.0	1:12:32.953

10 1.Oliver BRYANT 2.James COTTINGHAM — FORD GT40 GTP+

Lap	D	Time	Sector 1	Sector 2	Sector 3	Kph	Elapsed
1	1	6:16.664	4:07.826	1:23.377	45.461	65.8	6:16.664
2	1	2:54.563	48.550	1:20.476	45.537	144.4	9:11.227
3	1	2:52.237	45.056	1:23.918	43.263	146.4	12:03.464
4	1	2:51.038	47.116	1:20.353	43.569	147.4	14:54.502
5	1	2:48.625	47.807	1:17.909	42.909	149.5	17:43.127
6	1	2:44.857	46.887	1:15.838	42.132	152.9	20:27.984
7	1	3:01.102 B	47.503	1:18.421	55.178	139.2	23:29.086
8	1	5:27.267	3:21.481	1:19.979	45.807	77.0	28:56.353
9	1	2:51.305	46.242	1:21.878	43.185	147.2	31:47.658
10	1	2:52.501	47.742	1:21.115	43.644	146.2	34:40.159
11	1	2:49.625	46.382	1:19.627	43.616	148.6	37:29.784
12	1	2:51.599	46.930	1:19.681	44.988	146.9	40:21.383
13	1	2:49.041	46.447	1:17.984	44.610	149.2	43:10.424
14	1	2:48.735	46.094	1:19.389	43.252	149.4	45:59.159
15	1	3:04.630 B	46.937	1:18.953	58.740	136.6	49:03.789
16	1	9:32.888	7:22.829	1:25.388	44.671	44.0	58:36.677
17	1	2:54.666	48.940	1:20.082	45.644	144.4	1:01:31.343
18	1	2:43.942	45.243	1:16.400	42.299	153.8	1:04:15.285
19	1	3:03.400 B	45.149	1:17.460	1:00.791	137.5	1:07:18.685

11 1.Michael SCHRYVER 2.Will SCHRYVER 3.Marcus WELLER — LOTUS Elan 26R Shapecraft GTS10

Lap	D	Time	Sector 1	Sector 2	Sector 3	Kph	Elapsed
1	1	3:11.152	47.270	1:35.208	48.674	129.6	3:11.152
2	1	3:01.567	51.215	1:24.062	46.290	138.9	6:12.719
3	1	2:59.715	50.407	1:22.029	47.279	140.3	9:12.434
4	1	3:02.967	49.860	1:22.546	50.561	137.8	12:15.401
5	1	3:01.560	50.926	1:23.296	47.338	138.9	15:16.961
6	1	2:55.838	50.183	1:19.963	45.692	143.4	18:12.799
7	1	3:01.229	50.922	1:23.706	46.601	139.1	21:14.028
8	1	3:18.398 B	50.873	1:27.329	1:00.196	127.1	24:32.426
9	1	5:06.414	2:54.275	1:24.830	47.309	82.3	29:38.840
10	1	3:05.131	52.216	1:24.084	48.831	136.2	32:43.971
11	1	3:19.503 B	53.765	1:25.698	1:00.040	126.4	36:03.474
12	1	5:29.253	3:13.409	1:27.989	47.855	76.6	41:32.727
13	1	3:05.624	52.054	1:25.850	47.720	135.8	44:38.351
14	1	3:25.515 B	51.234	1:30.013	1:04.268	122.7	48:03.866

13 1.Graham WILSON 2.Shaun BALFE 3.Andy WOLFE — LOTUS Elan 26R GTS10

Lap	D	Time	Sector 1	Sector 2	Sector 3	Kph	Elapsed
1	1	9:35.934	7:03.904	1:39.892	52.138	43.0	9:35.934
2	1	3:13.258	54.840	1:28.665	49.753	130.5	12:49.192
3	1	3:25.332 B	53.672	1:27.419	1:04.241	122.8	16:14.524
4	1	6:58.356	4:46.164	1:25.428	46.764	60.3	23:12.880
5	1	2:59.541	52.129	1:22.144	45.268	140.4	26:12.421
6	1	2:55.857	50.298	1:19.585	45.974	143.4	29:08.278
7	1	3:26.031 B	51.128	1:31.309	1:03.594	122.4	32:34.309
8	1	8:38.642	6:26.201	1:25.499	46.942	48.6	41:12.951
9	1	2:58.076	50.596	1:21.763	45.717	141.6	44:11.027
10	1	3:09.795	50.432	1:24.937	54.426	132.8	47:20.822
11	1	3:09.058 B	50.052	1:20.865	58.141	133.4	50:29.880
12	1	19:01.621	...	1:28.823	50.879	22.1	1:09:31.501
13	1	3:28.848 B	59.649	1:29.827	59.372	120.7	1:13:00.349
14	1	9:14.037	6:54.868	1:25.471	53.698	45.5	1:22:14.386
15	1	3:08.273	50.957	1:30.568	46.748	133.9	1:25:22.659
16	1	3:17.136 B	51.362	1:23.910	1:01.864	127.9	1:28:39.795

14 1.George MILLER 2.Les GOBLE — ASTON MARTIN DB4 Coupé GTS7

Lap	D	Time	Sector 1	Sector 2	Sector 3	Kph	Elapsed
1	1	4:06.018	1:43.897	1:32.286	49.835	100.7	4:06.018
2	1	3:08.004	52.504	1:27.712	47.788	134.1	7:14.022
3	1	3:04.962	51.799	1:25.137	48.026	136.3	10:18.984
4	1	3:03.739	51.413	1:25.097	47.229	137.2	13:22.723
5	1	3:04.317	51.662	1:24.837	47.818	136.8	16:27.040
6	1	3:18.214 B	51.945	1:27.487	58.782	127.2	19:45.254
7	1	5:42.638	3:04.684	1:41.411	56.543	73.6	25:27.892
8	1	3:31.065	58.673	1:37.366	55.026	119.5	28:58.957
9	1	3:38.345	1:00.100	1:42.146	56.099	115.5	32:37.302
10	1	3:35.443	1:00.883	1:40.307	54.253	117.0	36:12.745
11	1	3:35.732	1:03.378	1:37.221	55.133	116.9	39:48.477
12	1	3:30.850	59.852	1:35.475	55.523	119.6	43:19.327
13	1	3:29.941	1:00.754	1:34.514	54.673	120.1	46:49.268
14	1	3:45.154 B	58.603	1:37.167	1:09.384	112.0	50:34.422
15	1	5:26.431	3:07.714	1:30.231	48.486	77.2	56:00.853
16	1	3:08.571	52.400	1:27.624	48.547	133.7	59:09.424
17	1	3:07.978	52.301	1:26.403	49.274	134.1	1:02:17.402
18	1	3:22.448 B	52.723	1:28.570	1:01.155	124.5	1:05:39.850

15 1.Robert HAMILTON 2.Donald MOLENAAR 3.Philippe VERMAST — MARCOS 1800 GT GTP<

Lap	D	Time	Sector 1	Sector 2	Sector 3	Kph	Elapsed
1	1	3:22.455	1:05.741	1:26.877	49.837	122.4	3:22.455
2	1	3:03.883	52.847	1:23.153	47.883	137.1	6:26.338
3	1	3:04.069	53.565	1:23.378	47.126	137.0	9:30.407
4	1	3:01.711	51.924	1:21.917	47.870	138.8	12:32.118
5	1	3:16.023 B	53.050	1:24.797	58.176	128.6	15:48.141
6	1	5:21.407	3:03.886	1:25.122	52.399	78.4	21:09.548
7	1	3:03.736	52.511	1:24.163	47.062	137.2	24:13.284
8	1	3:04.525	51.907	1:25.048	47.570	136.6	27:17.809
9	1	3:10.442 B	51.842	1:23.149	55.451	132.4	30:28.251
10	1	6:57.783	4:39.995	1:29.937	47.851	60.4	37:26.034
11	1	3:05.413	52.566	1:24.757	48.090	136.0	40:31.447

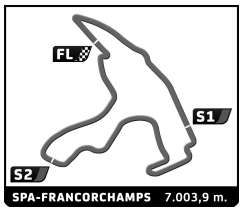

Spa Six Hours Endurance
SPA SIX HOURS
Qualifying
Analysis

Personal Best | Session Best | B Crossing the finish line in pit lane

16 — 1.John CLARK / 2.Alasdair McCAIG / 3.Andrew SMITH — JAGUAR E Type Lightweight GTS12

Lap	D	Time	Sector 1	Sector 2	Sector 3	Kph	Elapsed
1	1	11:15.337	8:57.447	1:28.584	49.306	36.7	11:15.337
2	1	3:06.968	53.574	1:25.396	47.998	134.9	14:22.305
3	1	3:18.899 B	51.387	1:24.044	1:03.468	126.8	17:41.204
4	1	11:45.484	9:32.749	1:25.813	46.922	35.7	29:26.688
5	1	3:03.467	51.680	1:23.603	48.184	137.4	32:30.155
6	1	3:03.293	51.811	1:24.738	46.744	137.6	35:33.448
7	1	3:01.198	50.999	1:23.917	46.282	139.2	38:34.646
8	1	3:03.690	50.730	1:25.477	47.483	137.3	41:38.336
9	1	3:01.914	49.987	1:25.122	46.805	138.6	44:40.250
10	1	3:13.663 B	50.401	1:25.436	57.826	130.2	47:53.913
11	1	6:21.261	4:13.775	1:22.792	44.694	66.1	54:15.174
12	1	2:53.429	48.921	1:19.930	44.578	145.4	57:08.603
13	1	2:50.732	48.199	1:18.832	43.701	147.7	59:59.335
14	1	3:06.745 B	50.410	1:20.244	56.091	135.0	1:03:06.080
15	1	5:35.981	3:17.511	1:29.433	49.037	75.0	1:08:42.061
16	1	3:03.540	51.491	1:23.831	48.218	137.4	1:11:45.601
17	1	3:07.315	53.499	1:25.435	48.381	134.6	1:14:52.916
18	1	3:06.333	51.409	1:26.641	48.283	135.3	1:17:59.249
19	1	3:15.413 B	51.201	1:24.631	59.581	129.0	1:21:14.662

17 — 1.Richard FRANKEL / 2.Andrew FRANKEL / 3.Louis FRANKEL — FORD Falcon CT10

Lap	D	Time	Sector 1	Sector 2	Sector 3	Kph	Elapsed
1	1	3:29.237	1:00.778	1:35.550	52.909	118.4	3:29.237
2	1	3:14.910	55.994	1:28.188	50.728	129.4	6:44.147
3	1	3:14.166	54.731	1:28.211	51.224	129.9	9:58.313
4	1	3:12.463	54.522	1:27.704	50.237	131.0	13:10.776
5	1	3:26.772 B	56.514	1:29.496	1:00.762	121.9	16:37.548
6	1	5:35.085	3:06.127	1:37.782	51.176	75.2	22:12.633
7	1	3:07.002	53.228	1:25.680	48.094	134.8	25:19.635
8	1	3:09.107	53.243	1:26.787	49.077	133.3	28:28.742
9	1	3:21.155 B	55.796	1:28.192	57.167	125.3	31:49.897
10	1	5:48.444	3:29.699	1:30.432	48.313	72.4	37:38.341
11	1	3:08.471	54.249	1:26.773	47.449	133.8	40:46.812
12	1	3:08.300	53.985	1:26.375	47.940	133.9	43:55.112
13	1	3:09.576	55.855	1:26.554	47.167	133.0	47:04.688
14	1	3:22.756 B	54.389	1:26.228	1:02.139	124.4	50:27.444

18 — 1.Robert RAWE / 2.Jack CHATHAM — TRIUMPH TR4 GTS11

Lap	D	Time	Sector 1	Sector 2	Sector 3	Kph	Elapsed
1	1	5:04.302	2:29.708	1:39.661	54.933	81.4	5:04.302
2	1	3:18.780	58.029	1:27.687	53.064	126.8	8:23.082
3	1	3:16.487	57.216	1:28.367	50.904	128.3	11:39.569
4	1	3:13.178	55.197	1:27.496	50.485	130.5	14:52.747
5	1	3:14.939	55.932	1:27.701	51.306	129.3	18:07.686
6	1	3:28.889 B	57.326	1:28.174	1:03.389	120.7	21:36.575
7	1	6:16.462	3:53.138	1:30.406	52.918	67.0	27:53.037
8	1	3:16.659	57.130	1:28.158	51.371	128.2	31:09.696
9	1	3:18.297	57.503	1:30.466	50.328	127.2	34:27.993
10	1	3:13.166	56.475	1:27.336	49.355	130.5	37:41.159
11	1	3:42.199 B	1:00.360	1:35.482	1:06.357	113.5	41:23.358
12	1	33:09.958 B	...	1:35.526	1:09.787	12.7	1:14:33.316
13	1	6:47.602 B	3:57.962	1:38.651	1:10.989	61.9	1:21:20.918
14	1	6:59.295 B	4:12.504	1:36.992	1:09.799	60.1	1:28:20.213

19 — 1.Emiel DE WEERDT / 2.Ludo KERKHOFS / 3.Luc BRANCKAERTS — FORD Mustang CT10

Lap	D	Time	Sector 1	Sector 2	Sector 3	Kph	Elapsed
1	1	4:37.876	1:55.219	1:45.517	57.140	89.2	4:37.876
2	1	3:29.039	1:01.559	1:35.480	52.000	120.6	8:06.915
3	1	3:22.402	58.434	1:31.965	52.003	124.6	11:29.317
4	1	3:21.150	57.367	1:30.718	53.065	125.3	14:50.467
5	1	3:23.744	58.719	1:32.108	52.917	123.8	18:14.211
6	1	3:27.232 B	56.527	1:29.426	1:01.279	121.7	21:41.443
7	1	7:14.891	4:53.422	1:29.328	52.141	58.0	28:56.334
8	1	3:17.072	57.399	1:28.332	51.341	127.9	32:13.406
9	1	3:13.164	56.242	1:27.113	49.809	130.5	35:26.570
10	1	3:36.330 B	57.256	1:33.125	1:05.949	116.6	39:02.900
11	1	5:42.308	3:12.351	1:35.161	54.796	73.7	44:45.208
12	1	3:21.382	58.658	1:31.348	51.376	125.2	48:06.590
13	1	3:17.732	57.548	1:28.748	51.436	127.5	51:24.322
14	1	3:16.347	56.300	1:28.521	51.526	128.4	54:40.669
15	1	3:18.052	55.528	1:29.536	52.988	127.3	57:58.721
16	1	3:35.917 B	58.380	1:32.371	1:05.166	116.8	1:01:34.638
17	1	9:51.172	7:11.551	1:43.471	56.150	42.7	1:11:25.810
18	1	3:34.350	1:02.227	1:37.848	54.275	117.6	1:15:00.160
19	1	3:28.062	59.336	1:34.388	54.338	121.2	1:18:28.222
20	1	3:23.410	58.766	1:33.338	51.306	124.0	1:21:51.632
21	1	3:21.231	57.521	1:32.224	51.486	125.3	1:25:12.863
22	1	3:22.102	57.901	1:31.444	52.757	124.8	1:28:34.965
23	1	3:24.578	58.717	1:32.657	53.204	123.2	1:31:59.543

20 — 1.Christian DUMOLIN / 2.Pierre-Alain THIBAUT / 3.Marc DEVIS — FORD Shelby Mustang 350 GT GTS12

Lap	D	Time	Sector 1	Sector 2	Sector 3	Kph	Elapsed
1	1	6:35.536	4:15.044	1:31.598	48.894	62.6	6:35.536
2	1	3:11.135	53.488	1:26.456	51.191	131.9	9:46.671
3	1	3:09.026	53.315	1:27.105	48.606	133.4	12:55.697
4	1	3:10.807	52.511	1:28.495	49.801	132.1	16:06.504
5	1	3:21.356 B	53.241	1:26.470	1:01.645	125.2	19:27.860
6	1	9:37.867	7:23.130	1:26.027	48.710	43.6	29:05.727
7	1	3:06.398	52.138	1:24.438	49.822	135.3	32:12.125
8	1	3:00.146	51.471	1:21.823	46.852	140.0	35:12.271
9	1	3:25.735 B	51.169	1:25.371	1:09.195	122.6	38:38.006
10	1	5:47.342	3:27.190	1:30.258	49.894	72.6	44:25.348
11	1	3:11.629	54.255	1:28.323	49.051	131.6	47:36.977
12	1	3:12.861	54.767	1:29.996	48.098	130.7	50:49.838
13	1	3:22.759 B	54.450	1:29.342	58.967	124.4	54:12.597

21 — 1.Michael FUNKE / 2.Ralf KELLENERS / 3.Ralf KELLENERS — FORD GT40 GTP+

Lap	D	Time	Sector 1	Sector 2	Sector 3	Kph	Elapsed
1	1	5:51.249	3:38.591	1:26.803	45.855	70.5	5:51.249
2	1	2:45.326	45.543	1:18.166	41.617	152.5	8:36.575
3	1	2:52.136	47.675	1:19.822	44.639	146.5	11:28.711

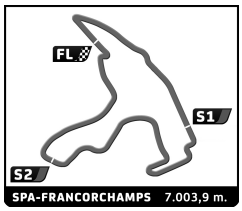

Spa Six Hours Endurance
SPA SIX HOURS
Qualifying
Analysis

Personal Best | Session Best | **B** Crossing the finish line in pit lane

22 — 1.Henry HAMUNEN, 2.Peter HILTUNEN — FORD Shelby Mustang 350 GT, GTS12

Lap	D	Time	Sector 1	Sector 2	Sector 3	Kph	Elapsed
1	1	3:55.094	1:32.736	1:33.132	49.226	105.4	3:55.094
2	1	3:03.481	51.309	1:25.340	46.832	137.4	6:58.575
3	1	3:03.753	51.469	1:24.314	47.970	137.2	10:02.328
4	1	3:35.671 B	56.428	1:35.510	1:03.733	116.9	13:37.999
5	1	7:21.988	5:10.594	1:23.669	47.725	57.0	20:59.987
6	1	3:01.410	51.109	1:23.471	46.830	139.0	24:01.397
7	1	3:09.793	51.249	1:27.194	51.350	132.9	27:11.190
8	1	3:05.990	53.339	1:25.211	47.440	135.6	30:17.180
9	1	3:00.386	50.663	1:23.209	46.514	139.8	33:17.566
10	1	3:32.114 B	1:00.473	1:28.882	1:02.759	118.9	36:49.680
11	1	25:44.793 B	...	1:28.470	1:08.690	16.3	1:02:34.473

23 — 1.Jon MINSHAW, 2.Gary PEARSON — JAGUAR E Type, GTS12

Lap	D	Time	Sector 1	Sector 2	Sector 3	Kph	Elapsed
1	1	9:06.333	7:00.400	1:22.151	43.782	45.3	9:06.333
2	1	2:51.585	47.025	1:20.875	43.685	146.9	11:57.918
3	1	3:14.974 B	47.322	1:29.337	58.315	129.3	15:12.892
4	1	7:15.750	5:00.782	1:26.509	48.459	57.9	22:28.642
5	1	2:54.809	48.463	1:21.112	45.234	144.2	25:23.451
6	1	2:54.231	48.333	1:21.159	44.739	144.7	28:17.682
7	1	2:52.427	47.640	1:20.363	44.424	146.2	31:10.109
8	1	3:28.995 B	52.327	1:34.829	1:01.839	120.6	34:39.104
9	1	23:39.398 B	...	2:48.752	52.047	17.8	58:18.502
10	1	8:30.722	6:20.975	1:23.217	46.530	49.4	1:06:49.224
11	1	3:09.740 B	47.798	1:23.076	58.866	132.9	1:09:58.964
12	1	4:49.484	2:42.645	1:22.059	44.780	87.1	1:14:48.448
13	1	2:52.271	47.461	1:20.139	44.671	146.4	1:17:40.719
14	1	2:52.008	46.995	1:20.895	44.118	146.6	1:20:32.727
15	1	2:51.001	46.777	1:19.472	44.752	147.5	1:23:23.728
16	1	3:10.901 B	48.940	1:26.807	55.154	132.1	1:26:34.629

24 — 1.Christian GL?SEL, 2.Steve SOPER — FORD GT40, INVITATION

Lap	D	Time	Sector 1	Sector 2	Sector 3	Kph	Elapsed
1	1	4:20.023	2:09.494	1:25.498	45.031	95.3	4:20.023
2	1	2:49.044	45.234	1:19.639	44.171	149.2	7:09.067
3	1	2:48.880	45.978	1:19.660	43.242	149.3	9:57.947
4	1	2:53.036	47.794	1:19.092	46.150	145.7	12:50.983
5	1	2:51.631	44.537	1:21.655	45.439	146.9	15:42.614
6	1	2:45.079	44.440	1:17.943	42.696	152.7	18:27.693
7	1	3:04.643 B	46.838	1:20.020	57.785	136.6	21:32.336
8	1	11:51.607	9:48.880	1:19.667	43.060	35.4	33:23.943
9	1	2:49.504	48.925	1:17.218	43.361	148.8	36:13.447
10	1	2:43.101	44.487	1:16.061	42.553	154.6	38:56.548
11	1	2:50.710	47.008	1:20.220	43.482	147.7	41:47.258
12	1	3:07.713 B	44.846	1:23.872	58.995	134.3	44:54.971
13	1	20:08.489 B	...	1:23.864	55.311	20.9	1:05:03.460
14	1	13:17.191 B	...	1:21.655	54.051	31.6	1:18:20.651
15	1	7:56.555 B	5:43.980	1:18.798	53.777	52.9	1:26:17.206

25 — 1.John BURTON, 2.Nick FINBURGH, 3.Rob NEWALL — JAGUAR E Type, GTS7

Lap	D	Time	Sector 1	Sector 2	Sector 3	Kph	Elapsed
1	1	5:17.521	2:40.453	1:41.408	55.660	78.0	5:17.521
2	1	3:13.934	56.205	1:28.461	49.268	130.0	8:31.455
3	1	3:13.561	55.329	1:26.541	51.691	130.3	11:45.016
4	1	3:11.507	54.048	1:28.167	49.292	131.7	14:56.523
5	1	3:14.463	53.277	1:28.877	52.309	129.7	18:10.986
6	1	3:12.216	55.532	1:27.120	49.564	131.2	21:23.202
7	1	3:32.488 B	54.217	1:33.663	1:04.608	118.7	24:55.690
8	1	6:59.110	4:38.845	1:31.161	49.104	60.2	31:54.800
9	1	3:11.034	54.067	1:28.009	48.958	132.0	35:05.834
10	1	3:14.398	53.734	1:28.989	51.675	129.7	38:20.232
11	1	3:11.078	54.291	1:27.836	48.951	132.0	41:31.310
12	1	3:14.031	53.617	1:30.336	50.078	129.9	44:45.341
13	1	3:10.381	53.840	1:27.809	48.732	132.4	47:55.722
14	1	3:40.485 B	58.047	1:34.970	1:07.468	114.4	51:36.207
15	1	5:35.816	3:07.757	1:35.697	52.362	75.1	57:12.023
16	1	3:14.788	54.471	1:30.572	49.745	129.4	1:00:26.811
17	1	3:12.544	53.208	1:29.791	49.545	131.0	1:03:39.355
18	1	3:13.665	53.604	1:30.863	49.198	130.2	1:06:53.020
19	1	3:16.555	53.676	1:30.490	52.389	128.3	1:10:09.575
20	1	4:02.871 B	1:03.434	1:41.433	1:18.004	103.8	1:14:12.446
21	1	11:49.119	9:25.107	1:31.262	52.750	35.6	1:26:01.565
22	1	3:32.156 B	57.116	1:31.052	1:03.988	118.8	1:29:33.721

26 — 1.Lee PENSON, 2.Chris HOY, 3.Cameron JACKSON — LOTUS Elan S1 26R, GTS10

Lap	D	Time	Sector 1	Sector 2	Sector 3	Kph	Elapsed
1	1	5:46.483 B	2:39.292	1:38.480	1:28.711	71.5	5:46.483
2	1	10:01.278	7:50.210	1:23.573	47.495	41.9	15:47.761
3	1	3:09.026	57.075	1:23.907	48.044	133.4	18:56.787
4	1	3:23.183 B	54.039	1:27.609	1:01.535	124.1	22:19.970
5	1	13:18.448	...	1:29.982	47.520	31.6	35:38.418
6	1	3:03.150	51.880	1:24.335	46.935	137.7	38:41.568
7	1	3:02.457	51.488	1:22.537	48.432	138.2	41:44.025
8	1	3:12.604 B	51.951	1:22.925	57.728	130.9	44:56.629
9	1	14:00.943	...	1:38.211	55.951	30.0	58:57.572
10	1	3:24.718	57.322	1:32.704	54.692	123.2	1:02:22.290
11	1	3:23.295	58.128	1:31.980	53.187	124.0	1:05:45.585
12	1	3:47.778 B	56.255	1:36.093	1:15.430	110.7	1:09:33.363

27 — 1.Stefan ZIEGLER, 2.Read GOMM, 3.Marc GORDON — JAGUAR E Type, GTS12

Lap	D	Time	Sector 1	Sector 2	Sector 3	Kph	Elapsed
1	1	13:00.748	...	1:29.298	46.643	31.7	13:00.748
2	1	3:03.960	49.798	1:25.470	48.692	137.1	16:04.708
3	1	3:02.413	50.833	1:24.861	46.719	138.2	19:07.121
4	1	3:05.468	49.288	1:26.504	49.676	135.9	22:12.589
5	1	2:57.789	49.421	1:23.214	45.154	141.8	25:10.378
6	1	3:01.072	49.101	1:24.757	47.214	139.2	28:11.450

28 — 1.Pierre-Etienne BORDET, 2.Emeric BORDET — MARCOS 1800 GT, GTP<

Lap	D	Time	Sector 1	Sector 2	Sector 3	Kph	Elapsed
1	1	3:53.335	1:23.404	1:37.800	52.131	106.2	3:53.335
2	1	3:16.582	58.186	1:28.684	49.712	128.3	7:09.917
3	1	3:13.098	56.461	1:25.794	50.843	130.6	10:23.015
4	1	3:14.704	56.987	1:27.579	50.138	129.5	13:37.719
5	1	3:11.111	55.578	1:25.934	49.599	131.9	16:48.830
6	1	3:09.502	55.539	1:25.078	48.885	133.1	19:58.332
7	1	3:13.550	56.088	1:25.735	51.727	130.3	23:11.882
8	1	3:10.144	55.690	1:24.783	49.671	132.6	26:22.026
9	1	3:11.391	56.273	1:25.752	49.366	131.7	29:33.417
10	1	3:13.602	56.199	1:28.032	49.371	130.2	32:47.019
11	1	3:24.845 B	55.592	1:27.398	1:01.855	123.1	36:11.864

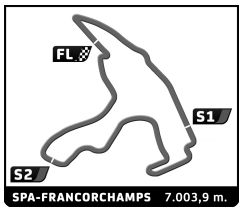

Spa Six Hours Endurance
SPA SIX HOURS
Qualifying
Analysis

Personal Best | Session Best | **B** Crossing the finish line in pit lane

29 — MORGAN Plus4 Supersport — GTS11
1.Keith AHLERS
2.James BELLINGER
3.Christian BOCK

Lap	D	Time	Sector 1	Sector 2	Sector 3	Kph	Elapsed
1	1	3:26.282	1:08.274	1:28.405	49.603	120.1	3:26.282
2	1	3:06.850	55.600	1:23.568	47.682	134.9	6:33.132
3	1	3:02.978	52.648	1:22.300	48.030	137.8	9:36.110
4	1	3:03.711	51.996	1:24.019	47.696	137.2	12:39.821
5	1	3:03.341	53.144	1:22.682	47.515	137.5	15:43.162
6	1	3:01.201	51.872	1:21.935	47.394	139.2	18:44.363
7	1	3:37.482 B	58.951	1:34.119	1:04.412	115.9	22:21.845
8	1	6:17.306	3:26.560	1:51.701	59.045	66.8	28:39.151
9	1	3:41.947	1:00.957	1:43.422	57.568	113.6	32:21.098
10	1	3:40.379	1:01.103	1:39.632	59.644	114.4	36:01.477
11	1	3:34.981	1:01.671	1:38.018	55.292	117.3	39:36.458
12	1	3:31.824	1:00.781	1:37.223	53.820	119.0	43:08.282
13	1	3:32.077	58.831	1:36.789	56.457	118.9	46:40.359
14	1	3:52.140 B	1:02.473	1:41.527	1:08.140	108.6	50:32.499
15	1	5:20.519	2:52.868	1:33.889	53.762	78.7	55:53.018
16	1	3:20.048	56.973	1:31.480	51.595	126.0	59:13.066
17	1	3:34.752 B	57.501	1:32.084	1:05.167	117.4	1:02:47.818

30 — SHELBY Cobra — GTS12
1.Thierry DE LATRE DU BOS
2.Christophe VAN RIET

Lap	D	Time	Sector 1	Sector 2	Sector 3	Kph	Elapsed
1	1	3:13.136	57.159	1:27.659	48.318	128.3	3:13.136
2	1	3:05.650	52.133	1:25.529	47.988	135.8	6:18.786
3	1	3:01.909	51.139	1:23.725	47.045	138.6	9:20.695
4	1	3:01.756	53.128	1:21.582	47.046	138.7	12:22.451
5	1	3:00.524	50.580	1:21.986	47.958	139.7	15:22.975
6	1	3:03.068	52.936	1:23.761	46.371	137.7	18:26.043
7	1	2:59.981	50.537	1:22.768	46.676	140.1	21:26.024
8	1	3:12.630 B	51.875	1:24.343	56.412	130.9	24:38.654
9	1	5:44.699	3:36.149	1:22.379	46.171	73.1	30:23.353
10	1	2:52.749	48.875	1:19.842	44.032	146.0	33:16.102
11	1	2:53.299	47.353	1:20.507	45.439	145.5	36:09.401
12	1	3:10.476 B	49.394	1:21.622	59.460	132.4	39:19.877
13	1	9:18.116	7:07.460	1:24.258	46.398	45.2	48:37.993
14	1	2:49.537	47.257	1:18.897	43.383	148.7	51:27.530
15	1	3:11.926 B	49.067	1:25.032	57.827	131.4	54:39.456

31 — LOTUS Elan — GTS10
1.Christian Graf Von WEDEl
2.Lando Von WEDEL

Lap	D	Time	Sector 1	Sector 2	Sector 3	Kph	Elapsed
1	1	3:32.316	1:08.308	1:35.612	48.396	116.7	3:32.316
2	1	3:05.937	53.734	1:24.308	47.895	135.6	6:38.253
3	1	3:07.060	53.207	1:24.383	49.470	134.8	9:45.313
4	1	3:07.525	53.816	1:25.339	48.370	134.5	12:52.838
5	1	3:05.539	53.065	1:24.617	47.857	135.9	15:58.377
6	1	3:06.329	53.373	1:25.462	47.494	135.3	19:04.706
7	1	3:27.207 B	53.057	1:28.331	1:05.819	121.7	22:31.913

32 — LOTUS Elan — GTS10
1.Jonathan FEIBER
2.Joshua FEIBER
3.Joe TWYMAN

Lap	D	Time	Sector 1	Sector 2	Sector 3	Kph	Elapsed
1	1	10:19.666	7:54.692	1:34.021	50.953	40.0	10:19.666
2	1	3:13.794	55.239	1:29.141	49.414	130.1	13:33.460
3	1	3:09.783	56.201	1:25.685	47.897	132.9	16:43.243
4	1	3:13.353	53.883	1:26.656	52.814	130.4	19:56.596
5	1	3:42.394 B	59.567	1:34.141	1:08.686	113.4	23:38.990
6	1	7:33.845	5:01.003	1:37.537	55.305	55.6	31:12.835
7	1	3:29.669	59.170	1:33.941	56.558	120.3	34:42.504
8	1	3:25.179	58.887	1:33.843	52.449	122.9	38:07.683
9	1	3:49.733 B	1:00.247	1:37.821	1:11.665	109.8	41:57.416
10	1	16:16.836	...	1:28.833	48.885	25.8	58:14.252
11	1	3:03.471	52.073	1:23.498	47.900	137.4	1:01:17.723
12	1	3:01.647	51.797	1:22.795	47.055	138.8	1:04:19.370
13	1	3:16.563 B	52.196	1:26.381	57.986	128.3	1:07:35.933
14	1	7:59.784	5:33.450	1:34.548	51.786	52.6	1:15:35.717
15	1	3:28.651 B	54.302	1:29.535	1:04.814	120.8	1:19:04.368
16	1	6:15.972	3:53.884	1:30.417	51.671	67.1	1:25:20.340
17	1	3:15.014	54.084	1:29.961	50.969	129.3	1:28:35.354
18	1	3:11.187	53.832	1:28.301	49.054	131.9	1:31:46.541

33 — FORD Mustang — CT10
1.Armand LINSTER
2.Donny WAGNER
3.Joel PRIM

Lap	D	Time	Sector 1	Sector 2	Sector 3	Kph	Elapsed
1	1	3:40.702	1:19.147	1:29.985	51.570	112.3	3:40.702
2	1	3:11.182	54.797	1:26.363	50.022	131.9	6:51.884
3	1	3:21.458 B	54.576	1:27.592	59.290	125.2	10:13.342
4	1	7:28.699	5:06.177	1:33.155	49.367	56.2	17:42.041
5	1	3:09.403	54.310	1:25.974	49.119	133.1	20:51.444
6	1	3:08.123	53.222	1:26.446	48.455	134.0	23:59.567
7	1	3:29.470 B	56.036	1:27.720	1:05.714	120.4	27:29.037
8	1	7:27.023	5:10.697	1:26.960	49.366	56.4	34:56.060
9	1	3:08.367	54.674	1:24.935	48.758	133.9	38:04.427
10	1	3:05.771	52.975	1:24.666	48.130	135.7	41:10.198
11	1	3:06.495	53.233	1:25.375	47.887	135.2	44:16.693
12	1	3:06.821	52.762	1:24.983	49.076	135.0	47:23.514
13	1	3:20.724 B	52.786	1:25.415	1:02.523	125.6	50:44.238
14	1	7:51.145	5:38.509	1:25.013	47.623	53.5	58:35.383
15	1	3:13.676 B	53.068	1:23.697	56.911	130.2	1:01:49.059

35 — PORSCHE 911 — GTS11
1.Fr?d?ric DI EDIGIO
2.Guido DI EDIGIO

Lap	D	Time	Sector 1	Sector 2	Sector 3	Kph	Elapsed
1	1	3:42.397	1:08.729	1:39.490	54.178	111.4	3:42.397
2	1	3:22.749	1:00.148	1:31.750	50.851	124.4	7:05.146
3	1	3:18.681	57.192	1:29.166	52.323	126.9	10:23.827
4	1	3:16.717	58.203	1:28.413	50.101	128.2	13:40.544
5	1	3:27.404 B	57.358	1:29.120	1:00.926	121.6	17:07.948
6	1	6:01.931	3:42.069	1:27.978	51.884	69.7	23:09.879
7	1	3:18.885	57.136	1:29.285	52.464	126.8	26:28.764
8	1	3:14.497	56.412	1:27.818	50.267	129.6	29:43.261
9	1	3:15.607	56.520	1:28.494	50.593	128.9	32:58.868
10	1	3:15.972	55.753	1:26.844	53.375	128.7	36:14.840
11	1	3:16.176	56.933	1:28.015	51.228	128.5	39:31.016
12	1	3:18.078	57.287	1:28.110	52.681	127.3	42:49.094
13	1	3:20.253	1:00.309	1:28.681	51.263	125.9	46:09.347
14	1	3:24.643	1:01.357	1:32.012	51.274	123.2	49:33.990
15	1	3:17.303	55.635	1:30.475	51.193	127.8	52:51.293

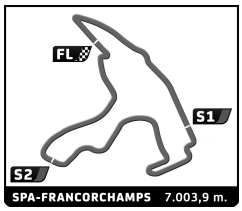

Spa Six Hours Endurance
SPA SIX HOURS
Qualifying
Analysis

Personal Best | Session Best | **B** Crossing the finish line in pit lane

36 — FORD GT40 GTP+
1.Karsten LE BLANC
2.Julian THOMAS
3.Nicolas MINASSIAN

Lap	D	Time	Sector 1	Sector 2	Sector 3	Kph	Elapsed
1	1	8:23.023	6:11.755	1:24.755	46.513	49.3	8:23.023
2	1	2:53.575	48.447	1:21.212	43.916	145.3	11:16.598
3	1	2:56.138	48.765	1:19.124	48.249	143.1	14:12.736
4	1	2:48.399	46.286	1:18.405	43.708	149.7	17:01.135
5	1	2:59.695 B	45.943	1:18.389	55.363	140.3	20:00.830
6	1	11:37.519	9:29.977	1:22.512	45.030	36.1	31:38.349
7	1	2:52.631	47.155	1:19.931	45.545	146.1	34:30.980
8	1	2:49.941	46.752	1:19.184	44.005	148.4	37:20.921
9	1	2:50.720	46.838	1:20.679	43.203	147.7	40:11.641
10	1	2:57.718 B	45.630	1:19.241	52.847	141.9	43:09.359
11	1	12:49.129	...	1:28.280	49.185	32.8	55:58.488
12	1	3:04.236	51.997	1:26.437	45.802	136.9	59:02.724
13	1	3:09.216	51.218	1:27.769	50.229	133.3	1:02:11.940
14	1	3:18.724 B	50.322	1:26.956	1:01.446	126.9	1:05:30.664
15	1	17:14.627	...	1:36.348	53.777	24.4	1:22:45.291
16	1	3:13.926	54.995	1:29.239	49.692	130.0	1:25:59.217
17	1	3:16.798 B	49.277	1:24.436	1:03.085	128.1	1:29:16.015

37 — PORSCHE 911 GTS11
1.Luc GEEBELEN
2.Xavier MARTENS
3.Bert ARNAUTS

Lap	D	Time	Sector 1	Sector 2	Sector 3	Kph	Elapsed
1	1	4:44.481	2:07.623	1:41.780	55.078	87.1	4:44.481
2	1	3:28.425	58.800	1:35.918	53.707	121.0	8:12.906
3	1	3:32.491	56.834	1:38.724	56.933	118.7	11:45.397
4	1	3:31.779	58.922	1:38.788	54.069	119.1	15:17.176
5	1	3:33.328	58.510	1:39.198	55.620	118.2	18:50.504
6	1	3:38.484	1:00.666	1:39.001	58.817	115.4	22:28.988
7	1	3:46.491 B	59.452	1:40.281	1:06.758	111.3	26:15.479
8	1	6:25.820	3:54.959	1:37.801	53.060	65.4	32:41.299
9	1	3:27.592	57.062	1:37.440	53.090	121.5	36:08.891
10	1	3:19.669	54.659	1:34.214	50.796	126.3	39:28.560
11	1	3:29.370 B	54.810	1:32.459	1:02.101	120.4	42:57.930
12	1	4:31.271	2:05.664	1:33.698	51.909	92.9	47:29.201
13	1	3:16.824	55.347	1:30.844	50.633	128.1	50:46.025
14	1	3:17.133	54.285	1:32.775	50.073	127.9	54:03.158
15	1	3:19.874	55.723	1:32.935	51.216	126.2	57:23.032
16	1	3:29.106 B	55.062	1:32.526	1:01.518	120.6	1:00:52.138
17	1	7:05.604	4:04.420	1:57.177	1:04.007	59.2	1:07:57.742
18	1	4:02.361	1:07.911	1:54.721	59.729	104.0	1:12:00.103
19	1	3:54.318	1:05.344	1:48.929	1:00.045	107.6	1:15:54.421
20	1	3:56.232	1:05.073	1:50.135	1:01.024	106.7	1:19:50.653
21	1	3:48.411	1:03.438	1:44.565	1:00.408	110.4	1:23:39.064
22	1	3:49.662	1:02.445	1:46.669	1:00.548	109.8	1:27:28.726
23	1	4:00.971 B	1:04.939	1:45.761	1:10.271	104.6	1:31:29.697

38 — MARCOS 1800 GT GTP<
1.Alexandre VIRON
2.Eric DECRONUMBOURG

Lap	D	Time	Sector 1	Sector 2	Sector 3	Kph	Elapsed
1	1	3:57.434	1:25.277	1:37.474	54.683	104.3	3:57.434
2	1	3:21.041	57.320	1:32.341	51.380	125.4	7:18.475
3	1	3:19.429	57.861	1:29.843	51.725	126.4	10:37.904
4	1	3:16.967	56.687	1:29.475	50.805	128.0	13:54.871
5	1	3:28.513 B	57.044	1:28.789	1:02.680	120.9	17:23.384
6	1	7:32.903	5:11.234	1:30.415	51.254	55.7	24:56.287
7	1	3:17.707	56.529	1:30.601	50.577	127.5	28:13.994
8	1	3:14.885	55.831	1:28.243	50.811	129.4	31:28.879
9	1	3:32.171 B	58.610	1:31.255	1:02.306	118.8	35:01.050
10	1	6:17.744	3:56.337	1:30.117	51.290	66.7	41:18.794
11	1	3:13.917	55.771	1:27.941	50.205	130.0	44:32.711
12	1	3:14.821	55.777	1:28.401	50.643	129.4	47:47.532
13	1	3:28.844 B	56.038	1:30.405	1:02.401	120.7	51:16.376
14	1	6:42.030	4:13.596	1:34.140	54.294	62.7	57:58.406
15	1	3:25.327	58.632	1:31.627	55.068	122.8	1:01:23.733
16	1	3:16.781	56.194	1:29.098	51.489	128.1	1:04:40.514
17	1	3:15.976	56.233	1:28.068	51.675	128.7	1:07:56.490
18	1	3:19.833	58.471	1:30.153	51.209	126.2	1:11:16.323
19	1	3:18.599	57.425	1:29.977	51.197	127.0	1:14:34.922
20	1	3:16.372	57.699	1:28.014	50.659	128.4	1:17:51.294
21	1	3:15.078	55.756	1:27.622	51.700	129.3	1:21:06.372
22	1	3:14.864	56.172	1:28.137	50.555	129.4	1:24:21.236
23	1	3:12.881	55.714	1:27.327	49.840	130.7	1:27:34.117
24	1	3:15.036	56.909	1:27.077	51.050	129.3	1:30:49.153

40 — JAGUAR E Type GTS12
1.Martin HUNT
2.Patrick BLAKENEY-EDWAR
3.Frederic/Michael WAKEMA

Lap	D	Time	Sector 1	Sector 2	Sector 3	Kph	Elapsed
1	1	10:38.256	8:19.108	1:30.759	48.389	38.8	10:38.256
2	1	2:59.667	51.278	1:22.174	46.215	140.3	13:37.923
3	1	2:59.503	51.305	1:21.838	46.360	140.5	16:37.426
4	1	2:58.827	50.333	1:22.391	46.103	141.0	19:36.253
5	1	3:22.482 B	54.817	1:27.393	1:00.272	124.5	22:58.735
6	1	5:26.872	3:10.178	1:28.022	48.672	77.1	28:25.607
7	1	3:05.270	53.093	1:25.059	47.118	136.1	31:30.877
8	1	3:22.130 B	54.995	1:29.166	57.969	124.7	34:53.007
9	1	5:50.243	3:32.909	1:27.746	49.588	72.0	40:43.250
10	1	3:03.717	52.483	1:25.048	46.186	137.2	43:46.967
11	1	3:16.944	56.256	1:30.231	50.457	128.0	47:03.911
12	1	3:33.076 B	55.732	1:28.515	1:08.829	118.3	50:36.987
13	1	5:27.394	3:06.094	1:32.021	49.279	77.0	56:04.381
14	1	3:08.809	53.490	1:26.854	48.465	133.5	59:13.190
15	1	3:09.053	53.150	1:26.942	48.961	133.4	1:02:22.243
16	1	3:26.497 B	54.066	1:29.679	1:02.752	122.1	1:05:48.740
17	1	12:16.801	9:57.786	1:26.977	52.038	34.2	1:18:05.541
18	1	3:01.896	50.779	1:23.114	48.003	138.6	1:21:07.437
19	1	2:58.564	51.312	1:21.530	45.722	141.2	1:24:06.001
20	1	3:36.516 B	56.520	1:33.970	1:06.026	116.5	1:27:42.517

41 — MG B Roadster GTS11
1.Simon CRIPPS
2.Spencer McCARTHY

Lap	D	Time	Sector 1	Sector 2	Sector 3	Kph	Elapsed
1	1	3:58.141	1:39.019	1:28.525	50.597	104.0	3:58.141
2	1	3:10.430	56.626	1:24.486	49.318	132.4	7:08.571
3	1	3:07.600	54.499	1:23.816	49.285	134.4	10:16.171
4	1	3:14.017	57.773	1:25.287	50.957	130.0	13:30.188
5	1	3:07.221	55.082	1:23.630	48.509	134.7	16:37.409
6	1	3:35.893 B	1:00.347	1:34.677	1:00.869	116.8	20:13.302
7	1	6:49.869	4:23.310	1:33.624	52.935	61.5	27:03.171
8	1	3:15.642	57.673	1:27.363	50.606	128.9	30:18.813
9	1	3:14.862	57.389	1:26.851	50.622	129.4	33:33.675
10	1	3:15.154	57.389	1:26.399	51.366	129.2	36:48.829
11	1	3:59.592 B	1:05.403	1:38.714	1:15.475	105.2	40:48.421

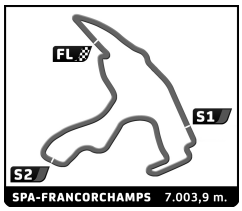

Spa Six Hours Endurance
SPA SIX HOURS
Qualifying
Analysis

Personal Best | Session Best | **B** Crossing the finish line in pit lane

42 — MG B GTS11
1.Till BECHTOLSHEIMER 2.Tony BIANCHI 3.Pia BIANCHI

Lap	D	Time	Sector 1	Sector 2	Sector 3	Kph	Elapsed
1	1	10:41.703	8:20.329	1:30.947	50.427	38.6	10:41.703
2	1	3:42.360 B	1:10.180	1:28.648	1:03.532	113.4	14:24.063
3	1	6:57.765	4:40.404	1:26.779	50.582	60.4	21:21.828
4	1	3:17.777	56.790	1:29.745	51.242	127.5	24:39.605
5	1	3:15.708	56.690	1:26.810	52.208	128.8	27:55.313
6	1	3:24.225 B	55.455	1:26.694	1:02.076	123.5	31:19.538
7	1	7:01.025	4:16.514	1:45.645	58.866	59.9	38:20.563
8	1	3:38.596	1:02.312	1:39.443	56.841	115.3	41:59.159
9	1	3:46.817 B	1:00.403	1:39.719	1:06.695	111.2	45:45.976
10	1	6:55.473	4:24.378	1:35.458	55.637	60.7	52:41.449
11	1	3:28.344	58.761	1:33.329	56.254	121.0	56:09.793
12	1	3:26.022	58.683	1:34.204	53.135	122.4	59:35.815
13	1	3:24.470	58.329	1:32.415	53.726	123.3	1:03:00.285
14	1	3:42.319 B	59.448	1:33.548	1:09.323	113.4	1:06:42.604

44 — AUSTIN HEALEY 100 GTS2
1.Mike THORNE 2.Sarah BENNETT-BAGGS 3.Johnny TODD

Lap	D	Time	Sector 1	Sector 2	Sector 3	Kph	Elapsed
1	1	5:02.773	2:26.828	1:41.832	54.113	81.8	5:02.773
2	1	3:15.525	55.940	1:29.891	49.694	129.0	8:18.298
3	1	3:13.192	55.187	1:27.937	50.068	130.5	11:31.490
4	1	3:09.600	55.095	1:25.959	48.546	133.0	14:41.090
5	1	3:08.389	54.320	1:25.581	48.488	133.8	17:49.479
6	1	3:24.207 B	57.177	1:26.898	1:00.132	123.5	21:13.686
7	1	6:42.840	4:00.847	1:45.230	56.763	62.6	27:56.526
8	1	3:27.444	1:00.274	1:34.990	52.180	121.5	31:23.970
9	1	3:27.822	58.532	1:35.696	53.594	121.3	34:51.792
10	1	3:30.900	1:00.568	1:34.888	55.444	119.6	38:22.692
11	1	3:25.052	1:00.184	1:32.879	51.989	123.0	41:47.744
12	1	3:17.946	57.000	1:30.108	50.838	127.4	45:05.690
13	1	3:19.637	56.402	1:31.434	51.801	126.3	48:25.327
14	1	3:37.206 B	58.511	1:34.369	1:04.326	116.1	52:02.533
15	1	5:16.201	2:52.157	1:31.976	52.068	79.7	57:18.734
16	1	3:16.395	57.093	1:28.203	51.099	128.4	1:00:35.129
17	1	3:14.997	56.123	1:27.520	51.354	129.3	1:03:50.126
18	1	3:19.943	57.892	1:30.832	51.219	126.1	1:07:10.069
19	1	3:18.951	56.661	1:29.702	52.588	126.7	1:10:29.020
20	1	3:25.091	1:01.856	1:29.933	53.302	122.9	1:13:54.111
21	1	3:38.922 B	58.360	1:28.954	1:11.608	115.2	1:17:33.033
22	1	5:34.646	3:11.086	1:32.914	50.646	75.3	1:23:07.679
23	1	3:12.914	55.021	1:28.162	49.731	130.7	1:26:20.593
24	1	3:22.475 B	54.805	1:27.274	1:00.396	124.5	1:29:43.068

45 — PORSCHE 911 GTS11
1.Bernard FILLIERS 2.Philippe DE CRAENE

Lap	D	Time	Sector 1	Sector 2	Sector 3	Kph	Elapsed
1	1	6:32.347	4:01.005	1:37.927	53.415	63.1	6:32.347
2	1	3:20.099	59.197	1:29.217	51.685	126.0	9:52.446
3	1	3:22.799	59.323	1:30.017	53.459	124.3	13:15.245
4	1	3:31.955 B	57.497	1:30.004	1:04.454	119.0	16:47.200
5	1	5:07.578	2:48.031	1:28.695	50.852	82.0	21:54.778
6	1	3:15.378	56.723	1:28.413	50.242	129.1	25:10.156
7	1	3:13.860	55.442	1:27.550	50.868	130.1	28:24.016
8	1	3:13.858	56.707	1:27.004	50.147	130.1	31:37.874
9	1	3:16.993	55.948	1:28.640	52.405	128.0	34:54.867
10	1	3:19.113	57.164	1:29.995	51.954	126.6	38:13.980
11	1	3:25.776 B	56.698	1:29.136	59.942	122.5	41:39.756
12	1	6:13.813	3:38.146	1:38.552	57.115	67.5	47:53.569
13	1	3:37.085	1:00.728	1:37.741	58.616	116.1	51:30.654
14	1	3:30.274	1:00.142	1:35.668	54.464	119.9	55:00.928
15	1	3:28.325	59.855	1:34.300	54.170	121.0	58:29.253
16	1	3:29.123	1:00.345	1:35.212	53.566	120.6	1:01:58.376
17	1	3:33.319	1:00.129	1:38.315	54.875	118.2	1:05:31.695
18	1	3:32.499	1:02.131	1:33.996	56.372	118.7	1:09:04.194
19	1	3:34.186	1:01.893	1:36.065	56.228	117.7	1:12:38.380
20	1	3:30.557	1:00.786	1:35.904	53.867	119.7	1:16:08.937
21	1	3:42.285 B	1:01.101	1:36.853	1:04.331	113.4	1:19:51.222
22	1	5:07.163	2:36.777	1:34.693	55.693	82.1	1:24:58.385
23	1	3:27.072	1:00.538	1:32.748	53.786	121.8	1:28:25.457
24	1	3:28.252	59.649	1:34.956	53.647	121.1	1:31:53.709

46 — TVR Griffith GTS12
1.Nigel REUBEN 2.Oliver REUBEN

Lap	D	Time	Sector 1	Sector 2	Sector 3	Kph	Elapsed
1	1	3:00.686	39.370	1:30.276	51.040	137.1	3:00.686
2	1	2:52.634	47.303	1:21.742	43.589	146.1	5:53.320
3	1	2:52.793	46.380	1:21.050	45.363	145.9	8:46.113
4	1	3:56.904 B	55.751	1:44.713	1:16.440	106.4	12:43.017
5	1	7:13.169	5:05.112	1:22.523	45.534	58.2	19:56.186
6	1	2:51.950	46.494	1:20.173	45.283	146.6	22:48.136
7	1	2:52.206	46.460	1:21.263	44.483	146.4	25:40.342
8	1	2:57.313	49.301	1:22.056	45.956	142.2	28:37.655
9	1	2:55.159	48.982	1:21.700	44.477	144.0	31:32.814
10	1	3:18.106 B	53.969	1:24.429	59.708	127.3	34:50.920
11	1	26:07.240	...	1:25.697	46.662	16.1	1:00:58.160
12	1	2:53.397	47.724	1:20.939	44.734	145.4	1:03:51.557
13	1	2:59.506	47.190	1:25.384	46.932	140.5	1:06:51.063
14	1	3:29.915 B	51.871	1:32.286	1:05.758	120.1	1:10:20.978

47 — FORD Mustang CT10
1.Phil MULACEK 2.Pierre MULACEK 3.Sterling MULACEK

Lap	D	Time	Sector 1	Sector 2	Sector 3	Kph	Elapsed
1	1	4:07.363 B	1:07.488	1:43.506	1:16.369	100.2	4:07.363
2	1	13:58.555 B	...	1:31.304	1:07.618	30.1	18:05.918
3	1	13:21.557	...	1:36.240	53.288	31.5	31:27.475
4	1	3:24.315	57.461	1:34.054	52.800	123.4	34:51.790

48 — AUSTIN HEALEY 3000 MK2 BJ7 GTS12
1.Masakazu TOTSUKA 2.Yoshio SEKIGUCHI 3.Noriaki UCHINO

Lap	D	Time	Sector 1	Sector 2	Sector 3	Kph	Elapsed
1	1	4:08.039	1:43.156	1:31.592	53.291	99.9	4:08.039
2	1	3:21.708	56.203	1:30.399	55.106	125.0	7:29.747
3	1	3:17.838	55.854	1:28.603	53.381	127.4	10:47.585
4	1	3:17.652	56.877	1:28.128	52.647	127.6	14:05.237
5	1	3:32.561 B	55.873	1:30.455	1:06.233	118.6	17:37.798
6	1	6:04.914	3:30.427	1:38.302	56.185	69.1	23:42.712
7	1	3:25.507	59.816	1:34.291	51.400	122.7	27:08.219
8	1	3:25.881	57.982	1:33.551	54.348	122.5	30:34.100
9	1	3:25.537	57.858	1:31.700	55.979	122.7	33:59.637
10	1	4:15.176 B	1:07.428	1:56.366	1:11.382	98.8	38:14.813
11	1	6:48.387	3:50.692	1:51.543	1:06.152	61.7	45:03.200
12	1	3:51.461	1:09.569	1:41.351	1:00.541	108.9	48:54.661
13	1	3:52.194	1:06.161	1:41.998	1:04.035	108.6	52:46.855
14	1	4:04.734 B	1:07.486	1:42.004	1:15.244	103.0	56:51.589
15	1	21:37.891 B	...	2:06.679	1:43.837	19.4	1:18:29.480

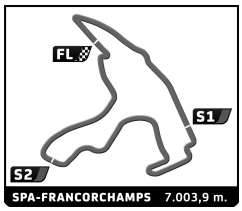

Spa Six Hours Endurance
SPA SIX HOURS
Qualifying
Analysis

Personal Best | Session Best | B Crossing the finish line in pit lane

49 — MG B GTS11
1.Didier FORRIER
2.J?rgen HINDRYCKX

Lap	D	Time	Sector 1	Sector 2	Sector 3	Kph	Elapsed
1	1	13:43.417				30.1	13:43.417
2	1	3:18.316				127.1	17:01.733
3	1	3:15.769				128.8	20:17.502
4	1	6:33.619				64.1	26:51.121
5	1	9:25.040				44.6	36:16.161
6	1	3:49.181 B				110.0	40:05.342
7	1	4:47.610	2:11.691	1:36.248	59.671	87.7	44:52.952
8	1	3:33.643	1:02.354	1:35.139	56.150	118.0	48:26.595
9	1	3:32.872	1:02.523	1:35.281	55.068	118.4	51:59.467
10	1	3:31.110	1:02.127	1:33.812	55.171	119.4	55:30.577
11	1	3:28.304	1:00.667	1:32.834	54.803	121.0	58:58.881
12	1	3:30.474	1:00.521	1:34.242	55.711	119.8	1:02:29.355
13	1	3:42.096 B	1:00.699	1:34.777	1:06.620	113.5	1:06:11.451
14	1	10:00.057	7:35.402	1:32.104	52.551	42.0	1:16:11.508
15	1	3:21.822	59.587	1:30.493	51.742	124.9	1:19:33.330
16	1	3:17.887	58.226	1:28.157	51.504	127.4	1:22:51.217
17	1	3:18.430	57.806	1:28.765	51.859	127.1	1:26:09.647
18	1	3:17.680	58.283	1:27.838	51.559	127.6	1:29:27.327
19	1	3:17.290	57.758	1:27.916	51.616	127.8	1:32:44.617

50 — TRIUMPH TR4 SLR GTS11
1.Brian WHITE
2.Jon PAYNE

Lap	D	Time	Sector 1	Sector 2	Sector 3	Kph	Elapsed
1	1	5:01.856	2:28.269	1:40.142	53.445	82.1	5:01.856
2	1	3:09.790	54.660	1:26.375	48.755	132.9	8:11.646
3	1	3:04.601	53.039	1:23.945	47.617	136.6	11:16.247
4	1	3:19.909	58.266	1:30.743	50.900	126.1	14:36.156
5	1	3:20.050	55.838	1:34.075	50.137	126.0	17:56.206
6	1	3:32.773 B	53.729	1:31.567	1:07.477	118.5	21:28.979
7	1	7:40.625	5:24.191	1:27.068	49.366	54.7	29:09.604
8	1	3:28.945	54.364	1:38.199	56.382	120.7	32:38.549
9	1	3:12.708	57.074	1:26.121	49.513	130.8	35:51.257
10	1	3:11.973	55.454	1:26.785	49.734	131.3	39:03.230
11	1	3:07.073	53.925	1:24.416	48.732	134.8	42:10.303
12	1	3:12.099	55.948	1:28.679	47.472	131.3	45:22.402
13	1	3:16.221 B	54.259	1:25.796	56.166	128.5	48:38.623
14	1	25:38.934	...	1:27.428	51.097	16.4	1:14:17.557
15	1	3:07.298	54.446	1:24.788	48.064	134.6	1:17:24.855
16	1	3:06.691	53.830	1:24.636	48.225	135.1	1:20:31.546
17	1	3:06.316	53.379	1:24.171	48.766	135.3	1:23:37.862
18	1	3:20.145 B	53.479	1:24.969	1:01.697	126.0	1:26:58.007

51 — TVR Grantura MK3 GTS11
1.Jos WYMEERSCH
2.Luc DE COCK
3.Tim JOOSEN

Lap	D	Time	Sector 1	Sector 2	Sector 3	Kph	Elapsed
1	1	4:20.441	1:53.846	1:33.460	53.135	95.1	4:20.441
2	1	3:19.089	56.176	1:29.703	53.210	126.6	7:39.530
3	1	3:17.328	56.215	1:29.489	51.624	127.8	10:56.858
4	1	3:20.569	56.812	1:28.998	54.759	125.7	14:17.427
5	1	3:29.709 B	57.617	1:29.947	1:02.145	120.2	17:47.136
6	1	5:35.633	3:03.371	1:37.322	54.940	75.1	23:22.769
7	1	3:27.004	59.974	1:34.243	52.787	121.8	26:49.773
8	1	3:25.108	58.673	1:33.556	52.879	122.9	30:14.881
9	1	3:23.500	57.943	1:33.152	52.405	123.9	33:38.381
10	1	3:17.533	57.765	1:28.344	51.424	127.6	36:55.914
11	1	3:49.193 B	57.349	1:40.897	1:10.947	110.0	40:45.107
12	1	5:36.035	3:11.797	1:31.847	52.391	75.0	46:21.142
13	1	3:16.847	57.185	1:28.591	51.071	128.1	49:37.989
14	1	3:15.743	56.835	1:26.488	52.420	128.8	52:53.732
15	1	3:29.503 B	59.867	1:26.702	1:02.934	120.4	56:23.235

52 — BIZZARRINI 5300 GT America GTP+
1.Peter M?LDER
2.Christian TRABER
3.Marc DEVIS

Lap	D	Time	Sector 1	Sector 2	Sector 3	Kph	Elapsed
1	1	4:40.809	2:16.220	1:34.166	50.423	88.2	4:40.809
2	1	3:14.435	55.696	1:30.102	48.637	129.7	7:55.244
3	1	3:08.139	52.863	1:28.173	47.103	134.0	11:03.383
4	1	3:12.837	51.830	1:29.006	52.001	130.8	14:16.220
5	1	3:08.351	54.244	1:26.125	47.982	133.9	17:24.571
6	1	3:05.417	51.903	1:25.365	48.149	136.0	20:29.988
7	1	3:04.932	51.295	1:25.684	47.953	136.3	23:34.920
8	1	3:04.542	51.667	1:26.337	46.538	136.6	26:39.462
9	1	3:15.678 B	52.632	1:26.239	56.807	128.9	29:55.140
10	1	5:46.057	3:23.251	1:32.644	50.162	72.9	35:41.197
11	1	3:11.908	53.505	1:28.787	49.616	131.4	38:53.105
12	1	3:13.211	52.940	1:29.072	51.199	130.5	42:06.316
13	1	3:42.032 B	1:00.267	1:33.297	1:08.468	113.6	45:48.348
14	1	5:52.105	3:32.598	1:30.911	48.596	71.6	51:40.453
15	1	3:05.097	52.534	1:24.930	47.633	136.2	54:45.550
16	1	3:02.343	50.609	1:24.656	47.078	138.3	57:47.893
17	1	3:25.967 B	55.798	1:30.422	59.747	122.4	1:01:13.860

54 — JAGUAR E Type Semi-Lightweight GTS12
1.Eric DOUART
2.Guy CHRIQUI

Lap	D	Time	Sector 1	Sector 2	Sector 3	Kph	Elapsed
1	1	4:33.930	2:10.771	1:31.618	51.541	90.4	4:33.930
2	1	3:11.622	55.517	1:28.528	47.577	131.6	7:45.552
3	1	3:02.521	51.413	1:24.465	46.643	138.1	10:48.073
4	1	3:01.037	52.345	1:23.004	45.688	139.3	13:49.110
5	1	3:00.154	50.342	1:23.230	46.582	140.0	16:49.264
6	1	3:06.071	50.685	1:24.288	51.098	135.5	19:55.335
7	1	3:01.073	50.853	1:22.812	47.408	139.2	22:56.408
8	1	3:00.910	50.705	1:22.364	47.841	139.4	25:57.318
9	1	10:25.046	56.828	1:27.788	8:00.430	40.3	36:22.364
10	1	3:16.237	54.544	1:31.844	49.849	128.5	39:38.601
11	1	3:11.902	54.012	1:28.312	49.578	131.4	42:50.503
12	1	3:14.869	54.900	1:30.508	49.461	129.4	46:05.372
13	1	3:11.654	53.753	1:27.973	49.928	131.6	49:17.026
14	1	3:13.210	53.584	1:30.779	48.847	130.5	52:30.236
15	1	3:09.440	53.297	1:26.400	49.743	133.1	55:39.676
16	1	3:08.634	52.845	1:27.210	48.579	133.7	58:48.310
17	1	3:44.174 B	58.764	1:36.367	1:09.043	112.5	1:02:32.484
18	1	8:32.168	6:14.814	1:28.687	48.667	49.2	1:11:04.652
19	1	3:26.112	1:03.318	1:30.888	51.906	122.3	1:14:30.764
20	1	3:14.683	54.368	1:29.043	51.272	129.5	1:17:45.447
21	1	3:11.191	53.024	1:28.537	49.630	131.9	1:20:56.638
22	1	3:13.073	54.273	1:28.754	50.046	130.6	1:24:09.711
23	1	3:11.890	52.198	1:29.401	50.291	131.4	1:27:21.601
24	1	3:18.459	53.500	1:30.219	54.740	127.0	1:30:40.060

55 — JAGUAR E Type Low Drag GTS12
1.Martin MELLING
2.Jason MINSHAW
3.Graham PATTLE

Lap	D	Time	Sector 1	Sector 2	Sector 3	Kph	Elapsed
1	1	3:07.766	57.839	1:24.954	44.973	131.9	3:07.766
2	1	2:53.924	48.325	1:21.006	44.593	145.0	6:01.690
3	1	2:51.897	47.857	1:19.561	44.479	146.7	8:53.587

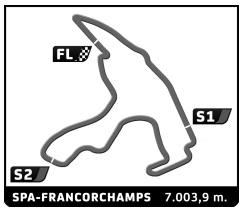

Spa Six Hours Endurance
SPA SIX HOURS
Qualifying
Analysis

Personal Best | Session Best | B Crossing the finish line in pit lane

56 — MG B GTS11
1.Mark MIDGLEY
2.Richard LONGDON
3.Andrew HAYDEN

Lap	D	Time	Sector 1	Sector 2	Sector 3	Kph	Elapsed
4	1	3:12.670 B	51.628	1:23.138	57.904	130.9	12:06.257
5	1	6:01.592	3:34.921	1:33.352	53.319	69.7	18:07.849
6	1	3:14.194	54.383	1:28.649	51.162	129.8	21:22.043
7	1	3:15.566	54.576	1:29.463	51.527	128.9	24:37.609
8	1	3:50.639 B	58.219	1:40.705	1:11.715	109.3	28:28.248
9	1	6:03.804	3:40.981	1:32.330	50.493	69.3	34:32.052
10	1	3:09.243	54.543	1:26.654	48.046	133.2	37:41.295
11	1	3:04.403	51.449	1:25.573	47.381	136.7	40:45.698

57 — FORD Falcon CT10
1.Robin WARD
2.Nick CHESTER

Lap	D	Time	Sector 1	Sector 2	Sector 3	Kph	Elapsed
1	1	10:13.282	7:54.772	1:30.472	48.038	40.4	10:13.282
2	1	3:03.535	50.362	1:25.135	48.038	137.4	13:16.817
3	1	3:00.487	50.922	1:23.943	45.622	139.7	16:17.304
4	1	3:03.031	51.852	1:25.349	45.830	137.8	19:20.335
5	1	3:16.807 B	50.427	1:23.567	1:02.813	128.1	22:37.142
6	1	7:48.770	5:24.936	1:30.877	52.957	53.8	30:25.912
7	1	3:10.801	55.810	1:25.891	49.100	132.1	33:36.713
8	1	3:02.057	50.982	1:23.733	47.342	138.5	36:38.770
9	1	3:07.339	51.434	1:26.199	49.706	134.6	39:46.109
10	1	3:07.715	51.126	1:24.163	52.426	134.3	42:53.824
11	1	3:33.021 B	57.608	1:32.166	1:03.247	118.4	46:26.845
12	1	19:35.457	...	1:30.059	51.361	21.5	1:06:02.302
13	1	3:08.759	52.796	1:26.237	49.726	133.6	1:09:11.061
14	1	3:10.727	53.513	1:27.488	49.726	132.2	1:12:21.788
15	1	3:07.385	53.279	1:26.996	47.110	134.6	1:15:29.173
16	1	3:30.217 B	55.108	1:26.674	1:08.435	119.9	1:18:59.390

58 — JAGUAR E Type GTS12
1.Katarina KYVALOVA
2.Jamie CHADWICK

Lap	D	Time	Sector 1	Sector 2	Sector 3	Kph	Elapsed
1	1	13:09.763	...	1:34.378	50.473	31.4	13:09.763
2	1	3:04.914	52.901	1:25.235	46.778	136.4	16:14.677
3	1	3:20.190 B	54.316	1:27.975	57.899	126.0	19:34.867
4	1	7:24.138	5:06.438	1:28.284	49.416	56.8	26:59.005
5	1	3:04.855	51.346	1:26.635	46.874	136.4	30:03.860
6	1	3:13.806 B	51.128	1:25.478	57.200	130.1	33:17.666
7	1	5:10.140	2:51.699	1:29.683	48.758	81.3	38:27.806
8	1	3:09.191	53.662	1:27.250	48.279	133.3	41:36.997
9	1	3:04.980	50.021	1:27.246	47.713	136.3	44:41.977
10	1	3:01.928	49.943	1:25.247	46.738	138.6	47:43.905
11	1	3:13.711 B	49.449	1:26.667	57.595	130.2	50:57.616
12	1	6:12.295	4:00.290	1:24.718	47.287	67.7	57:09.911
13	1	2:56.338	49.460	1:21.240	45.638	143.0	1:00:06.249
14	1	2:56.116	49.271	1:21.624	45.221	143.2	1:03:02.365
15	1	3:16.708 B	51.763	1:24.330	1:00.615	128.2	1:06:19.073

61 — MG B GTS11
1.Arnold HERREMAN
2.Jean-Paul HERREMAN
3.Harold HERREMAN

Lap	D	Time	Sector 1	Sector 2	Sector 3	Kph	Elapsed
1	1	6:06.173	3:21.527	1:45.521	59.125	67.7	6:06.173
2	1	3:43.878	1:06.179	1:39.980	57.719	112.6	9:50.051
3	1	3:39.080	1:05.754	1:36.761	56.565	115.1	13:29.131
4	1	3:32.857	1:02.824	1:33.944	56.089	118.5	17:01.988
5	1	3:35.377	1:05.359	1:34.076	55.942	117.1	20:37.365
6	1	3:32.481	1:02.243	1:35.004	55.234	118.7	24:09.846
7	1	10:30.447	1:03.367	1:34.480	7:52.600	40.0	34:40.293
8	1	3:35.954	1:02.376	1:36.826	56.752	116.8	38:16.247
9	1	3:31.185	1:01.416	1:34.440	55.329	119.4	41:47.432
10	1	3:25.628	59.823	1:31.528	54.277	122.6	45:13.060
11	1	3:43.152 B	59.521	1:31.712	1:11.919	113.0	48:56.212
12	1	4:14.930 B	1:28.257	1:40.200	1:06.473	98.9	53:11.142
13	1	6:40.757	3:59.951	1:43.736	57.070	62.9	59:51.899
14	1	3:34.876	1:03.177	1:35.936	55.763	117.3	1:03:26.775
15	1	3:35.332	1:02.048	1:36.453	56.831	117.1	1:07:02.107
16	1	3:44.111	1:03.575	1:40.984	59.552	112.5	1:10:46.218
17	1	3:44.963	1:06.996	1:40.645	57.322	112.1	1:14:31.181
18	1	3:36.925	1:03.009	1:35.292	58.624	116.2	1:18:08.106
19	1	3:30.565	1:02.350	1:32.958	55.257	119.7	1:21:38.671
20	1	3:29.811	1:01.929	1:33.509	54.373	120.2	1:25:08.482

62 — TVR Griffith GTS12
1.Michel DUPONT
2.Philippe LAMBILLIOTTE

Lap	D	Time	Sector 1	Sector 2	Sector 3	Kph	Elapsed
1	1	5:16.618	2:39.495	1:41.821	55.302	78.2	5:16.618
2	1	3:19.113	56.260	1:32.736	50.117	126.6	8:35.731
3	1	3:10.071	52.310	1:28.194	49.567	132.7	11:45.802
4	1	3:05.449	50.954	1:25.958	48.537	136.0	14:51.251
5	1	3:07.238	52.471	1:25.827	48.940	134.7	17:58.489
6	1	3:16.958 B	51.046	1:24.647	1:01.265	128.0	21:15.447
7	1	6:28.908	4:00.140	1:38.053	50.715	64.8	27:44.355
8	1	3:15.579	54.130	1:31.888	49.561	128.9	30:59.934
9	1	3:14.978	52.854	1:32.831	49.293	129.3	34:14.912
10	1	3:14.062	52.572	1:31.864	49.626	129.9	37:28.974
11	1	3:13.262	53.076	1:30.288	49.898	130.5	40:42.236
12	1	3:16.692	52.808	1:32.669	51.215	128.2	43:58.928
13	1	3:31.856 B	55.060	1:31.963	1:04.833	119.0	47:30.784
14	1	6:00.785	3:40.732	1:29.891	50.162	69.9	53:31.569
15	1	3:01.817	49.562	1:23.148	49.107	138.7	56:33.386
16	1	3:03.109	50.265	1:26.204	46.640	137.7	59:36.495
17	1	3:02.188	50.013	1:24.324	47.851	138.4	1:02:38.683
18	1	2:58.909	48.182	1:24.419	46.308	140.9	1:05:37.592
19	1	3:07.475	50.927	1:27.214	49.334	134.5	1:08:45.067

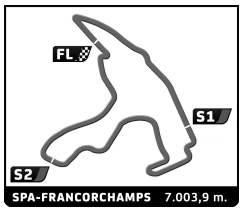

Spa Six Hours Endurance
SPA SIX HOURS
Qualifying
Analysis

Personal Best | Session Best | **B** Crossing the finish line in pit lane

63 — JAGUAR E Type GTS12
1.Lukas HALUSA 2.Niklas HALUSA 3.John MEGRUE

Lap	D	Time	Sector 1	Sector 2	Sector 3	Kph	Elapsed
20	1	3:33.274 B	55.709	1:32.792	1:04.773	118.2	1:12:18.341
21	1	9:34.980	7:07.564	1:37.033	50.383	43.9	1:21:53.321
22	1	3:18.764	54.905	1:32.240	51.619	126.9	1:25:12.085
23	1	3:19.312	54.368	1:33.199	51.745	126.5	1:28:31.397
24	1	3:19.326	55.490	1:33.762	50.074	126.5	1:31:50.723

63 — JAGUAR E Type GTS12
1.Lukas HALUSA 2.Niklas HALUSA 3.John MEGRUE

Lap	D	Time	Sector 1	Sector 2	Sector 3	Kph	Elapsed
1	1	7:06.754				58.1	7:06.754
2	1	3:01.606				138.8	10:08.360
3	1	6:03.668				69.3	16:12.028
4	1	2:57.165				142.3	19:09.193

64 — PORSCHE 911 GTS11
1.Uwe KOLB 2.Didier DENAT

Lap	D	Time	Sector 1	Sector 2	Sector 3	Kph	Elapsed
1	1	5:04.362	2:36.991	1:33.912	53.459	81.4	5:04.362
2	1	3:16.080	57.641	1:27.588	50.851	128.6	8:20.442
3	1	3:14.583	56.334	1:27.282	50.967	129.6	11:35.025
4	1	3:13.587	56.570	1:26.010	51.007	130.2	14:48.612
5	1	3:12.433	55.746	1:26.516	50.171	131.0	18:01.045
6	1	3:10.469	55.667	1:25.610	49.192	132.4	21:11.514
7	1	3:22.539 B	55.917	1:26.411	1:00.211	124.5	24:34.053
8	1	8:00.524	5:22.962	1:41.083	56.479	52.5	32:34.577
9	1	3:36.582	1:01.922	1:38.068	56.592	116.4	36:11.159
10	1	3:33.635	1:00.978	1:37.840	54.817	118.0	39:44.794
11	1	3:33.490	1:01.414	1:36.797	55.279	118.1	43:18.284
12	1	3:45.143 B	1:01.126	1:38.964	1:05.053	112.0	47:03.427
13	1	5:46.274	3:09.261	1:37.546	59.467	72.8	52:49.701
14	1	3:43.985	1:08.157	1:39.265	56.563	112.6	56:33.686
15	1	3:48.404 B	1:02.390	1:39.689	1:06.325	110.4	1:00:22.090
16	1	6:09.277	3:34.218	1:36.483	58.576	68.3	1:06:31.367
17	1	3:52.662 B	1:01.552	1:40.260	1:10.850	108.4	1:10:24.029

65 — FORD Mustang Notchback CT10
1.Nicholas RUDDELL 2.Robert CROFTON 3.Michael SQUIRE

Lap	D	Time	Sector 1	Sector 2	Sector 3	Kph	Elapsed
1	1	5:01.352	2:26.098	1:41.797	53.457	82.2	5:01.352
2	1	6:58.821 B	56.201	1:31.735	4:30.885	60.2	12:00.173
3	1	7:32.730	5:00.797	1:37.258	54.675	55.7	19:32.903
4	1	3:21.514	57.173	1:33.910	50.431	125.1	22:54.417
5	1	3:36.209 B	58.511	1:32.435	1:05.263	116.6	26:30.626
6	1	4:33.135	2:08.338	1:33.146	51.651	92.3	31:03.761
7	1	3:20.365	56.581	1:33.039	50.745	125.8	34:24.126
8	1	3:11.261	54.259	1:28.491	48.511	131.8	37:35.387
9	1	3:28.593 B	57.934	1:31.186	59.473	120.9	41:03.980
10	1	5:41.252	3:17.907	1:33.387	49.958	73.9	46:45.232
11	1	3:09.045	54.484	1:27.030	47.531	133.4	49:54.277
12	1	5:38.595	1:01.254	3:48.630	48.711	74.5	55:32.872
13	1	3:07.702	52.186	1:28.078	47.438	134.3	58:40.574
14	1	3:05.609	51.841	1:26.620	47.148	135.8	1:01:46.183
15	1	3:03.843	51.683	1:25.749	46.411	137.2	1:04:50.026
16	1	3:25.047 B	54.117	1:29.609	1:01.321	123.0	1:08:15.073
17	1	5:57.052	3:34.496	1:31.061	51.495	70.6	1:14:12.125
18	1	3:35.726 B	55.575	1:34.248	1:05.903	116.9	1:17:47.851
19	1	6:07.008	3:50.904	1:27.532	48.572	68.7	1:23:54.859
20	1	3:03.589	52.100	1:24.310	47.179	137.3	1:26:58.448
21	1	3:01.707	51.175	1:24.243	46.289	138.8	1:30:00.155

67 — FORD Falcon CT10
1.Philippe VERMAST 2.Charles KAUFFMAN 3.Patrick WILWERT

Lap	D	Time	Sector 1	Sector 2	Sector 3	Kph	Elapsed
1	1	3:28.023	1:08.883	1:31.493	47.647	119.1	3:28.023
2	1	3:02.784	52.295	1:23.747	46.742	137.9	6:30.807
3	1	3:01.773	50.412	1:24.378	46.983	138.7	9:32.580
4	1	3:25.331 B	51.344	1:31.373	1:02.614	122.8	12:57.911
5	1	7:54.780	5:37.163	1:29.066	48.551	53.1	20:52.691
6	1	3:07.482	53.538	1:26.156	47.788	134.5	24:00.173
7	1	3:02.821	51.042	1:24.164	47.615	137.9	27:02.994
8	1	3:39.364	54.922	1:25.264	1:19.178	114.9	30:42.358
9	1	3:13.132 B	51.387	1:26.379	55.366	130.6	33:55.490
10	1	6:45.731	4:32.294	1:26.316	47.121	62.1	40:41.221
11	1	2:59.356	51.002	1:22.593	45.761	140.6	43:40.577
12	1	3:01.190	49.950	1:24.020	47.220	139.2	46:41.767
13	1	2:58.628	50.910	1:22.068	45.650	141.2	49:40.395
14	1	3:10.193 B	51.024	1:23.499	55.670	132.6	52:50.588
15	1	15:06.641	...	1:34.807	49.552	27.8	1:07:57.229
16	1	3:17.637	56.032	1:30.910	50.695	127.6	1:11:14.866
17	1	3:21.351 B	54.588	1:28.861	57.902	125.2	1:14:36.217

69 — CHEVROLET Corvette C2 GTS12
1.Jos? BELTRAMELLI 2.Brady BELTRAMELLI

Lap	D	Time	Sector 1	Sector 2	Sector 3	Kph	Elapsed
1	1	5:16.381				78.3	5:16.381
2	1	3:16.036				128.6	8:32.417
3	1	6:36.855 B				63.5	15:09.272
4	1	8:43.037				48.2	23:52.309
5	1	3:04.392				136.7	26:56.701
6	1	3:03.537				137.4	30:00.238
7	1	3:01.280				139.1	33:01.518
8	1	6:06.571				68.8	39:08.089
9	1	3:01.570				138.9	42:09.659
10	1	10:57.752	8:43.456	1:26.235	48.061	38.3	53:07.411
11	1	3:06.587	52.601	1:26.020	47.966	135.1	56:13.998
12	1	3:06.626	54.391	1:24.822	47.413	135.1	59:20.624
13	1	3:04.923	51.571	1:25.972	47.380	136.3	1:02:25.547
14	1	3:06.567	52.060	1:25.961	48.546	135.1	1:05:32.114
15	1	3:09.618	52.402	1:27.347	49.869	133.0	1:08:41.732
16	1	3:33.495 B	55.173	1:32.756	1:05.566	118.1	1:12:15.227

70 — TRIUMPH TR4 GTS11
1.Paul LEJEUNE 2.Jordan LEJEUNE

Lap	D	Time	Sector 1	Sector 2	Sector 3	Kph	Elapsed
1	1	3:40.201	1:15.805	1:32.807	51.589	112.5	3:40.201
2	1	3:13.003	56.760	1:26.304	49.939	130.6	6:53.204
3	1	3:09.120	54.975	1:25.306	48.839	133.3	10:02.324
4	1	3:26.082 B	56.553	1:26.534	1:02.995	122.4	13:28.406
5	1	6:42.374 B	3:57.554	1:37.571	1:07.249	62.7	20:10.780
6	1	6:21.305 B	3:53.557	1:26.671	1:01.077	66.1	26:32.085
7	1	5:46.011	3:15.733	1:33.774	56.504	72.9	32:18.096
8	1	3:25.395	59.380	1:32.629	53.386	122.8	35:43.491
9	1	3:26.826	59.470	1:32.951	54.405	121.9	39:10.317
10	1	3:24.370	59.886	1:31.730	52.754	123.4	42:34.687
11	1	3:21.972	59.292	1:30.469	52.211	124.8	45:56.659
12	1	3:23.762	59.088	1:31.077	53.597	123.7	49:20.421
13	1	3:25.656	1:00.063	1:31.788	53.805	122.6	52:46.077
14	1	3:22.362	59.293	1:31.214	51.855	124.6	56:08.439
15	1	3:26.374	59.191	1:34.060	53.123	122.2	59:34.813

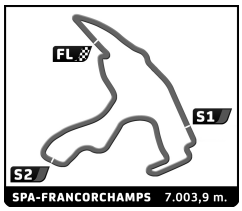

Spa Six Hours Endurance
SPA SIX HOURS
Qualifying
Analysis

Personal Best | Session Best | B Crossing the finish line in pit lane

Lap	D	Time	Sector 1	Sector 2	Sector 3	Kph	Elapsed
16	1	3:32.293	58.672	1:39.982	53.639	118.8	1:03:07.106
17	1	3:38.004 B	1:02.058	1:32.418	1:03.528	115.7	1:06:45.110
18	1	6:03.588	3:44.031	1:28.837	50.720	69.3	1:12:48.698
19	1	3:14.357	57.683	1:27.534	49.140	129.7	1:16:03.055
20	1	3:09.904	55.142	1:25.428	49.334	132.8	1:19:12.959
21	1	3:10.968	55.540	1:24.957	50.471	132.0	1:22:23.927
22	1	3:26.082 B	56.372	1:27.550	1:02.160	122.4	1:25:50.009

71 — 1.Simon OREBI GANN, 2.Mike BELL, 3.Rick BOURNE — MORGAN +4 Super Sports GTS11

Lap	D	Time	Sector 1	Sector 2	Sector 3	Kph	Elapsed
1	1	3:14.454	49.075	1:34.400	50.979	127.4	3:14.454
2	1	3:11.697	55.220	1:26.647	49.830	131.5	6:26.151
3	1	3:07.547	54.426	1:24.756	48.365	134.4	9:33.698
4	1	3:06.775	53.740	1:24.476	48.559	135.0	12:40.473
5	1	3:06.833	53.544	1:24.564	48.725	135.0	15:47.306
6	1	3:05.278	53.307	1:23.856	48.115	136.1	18:52.584
7	1	3:25.514 B	56.941	1:28.475	1:00.098	122.7	22:18.098
8	1	5:36.620	3:13.949	1:29.565	53.106	74.9	27:54.718
9	1	3:10.767	55.036	1:26.476	49.255	132.2	31:05.485
10	1	3:14.486	55.583	1:29.751	49.152	129.6	34:19.971
11	1	3:11.980	54.751	1:26.868	50.361	131.3	37:31.951
12	1	3:14.745	54.698	1:28.636	51.411	129.5	40:46.696
13	1	3:29.860 B	58.473	1:30.053	1:01.334	120.1	44:16.556
14	1	6:01.143	3:32.871	1:34.594	53.678	69.8	50:17.699
15	1	3:16.777	56.156	1:30.713	49.908	128.1	53:34.476
16	1	3:15.300	55.573	1:28.796	50.931	129.1	56:49.776
17	1	3:28.871 B	56.066	1:28.235	1:04.570	120.7	1:00:18.647
18	1	6:45.045	4:23.874	1:28.736	52.435	62.3	1:07:03.692
19	1	3:34.634 B	58.117	1:33.001	1:03.516	117.5	1:10:38.326
20	1	7:07.600 B	4:08.060	1:30.105	1:29.435	59.0	1:17:45.926

72 — 1.Nick SLEEP, 2.Joel WYKEHAM, 3.Alex MONTGOMERY — FORD Shelby Mustang 350 GT GTS12

Lap	D	Time	Sector 1	Sector 2	Sector 3	Kph	Elapsed
1	1	6:24.220	4:02.774	1:32.860	48.586	64.5	6:24.220
2	1	3:03.388	50.798	1:25.634	46.956	137.5	9:27.608
3	1	3:02.413	50.498	1:24.397	47.518	138.2	12:30.021

73 — 1.Kees SELDERS, 2.Freddy VAN SPRUNDEL, 3.Geert BOELS — TVR GRIFFITH 400 GTS12

Lap	D	Time	Sector 1	Sector 2	Sector 3	Kph	Elapsed
1	1	3:48.883	1:26.923	1:33.288	48.672	108.2	3:48.883
2	1	3:03.463	51.157	1:23.561	48.745	137.4	6:52.346
3	1	3:03.763	52.121	1:24.005	47.637	137.2	9:56.109
4	1	3:03.384	50.827	1:26.103	46.454	137.5	12:59.493
5	1	3:01.676	49.984	1:25.236	46.456	138.8	16:01.169
6	1	3:17.765 B	51.713	1:25.670	1:00.382	127.5	19:18.934
7	1	5:49.311	3:33.851	1:27.725	47.735	72.2	25:08.245
8	1	3:01.067	48.988	1:25.471	46.608	139.3	28:09.312
9	1	3:00.861	49.127	1:24.842	46.892	139.4	31:10.173
10	1	3:04.817	49.990	1:25.942	48.885	136.4	34:14.990
11	1	2:59.702	49.353	1:23.907	46.442	140.3	37:14.692
12	1	3:32.223 B	54.290	1:32.701	1:05.232	118.8	40:46.915
13	1	3:43.361 B	1:13.988	1:29.791	59.582	112.9	44:30.276
14	1	6:10.096	3:47.679	1:30.640	51.777	68.1	50:40.372
15	1	3:10.320	51.044	1:28.259	51.017	132.5	53:50.692
16	1	3:07.087	50.798	1:27.143	49.146	134.8	56:57.779
17	1	3:06.231	50.200	1:27.095	48.936	135.4	1:00:04.010
18	1	3:12.684	52.542	1:27.649	52.493	130.9	1:03:16.694
19	1	3:27.838 B	52.340	1:29.672	1:05.826	121.3	1:06:44.532
20	1	5:49.212	3:30.499	1:29.563	49.150	72.2	1:12:33.744
21	1	3:08.806	52.283	1:28.216	48.307	133.5	1:15:42.550
22	1	3:02.738	50.281	1:25.176	47.281	138.0	1:18:45.288
23	1	2:59.439	49.643	1:23.293	46.503	140.5	1:21:44.727
24	1	2:59.240	50.125	1:23.555	45.560	140.7	1:24:43.967
25	1	2:57.454	48.681	1:22.699	46.074	142.1	1:27:41.421
26	1	3:53.002 B	54.724	1:44.314	1:13.964	108.2	1:31:34.423

74 — 1.Diider GRUAU, 2.Julien GRUAU — SHELBY Cobra GTS12

Lap	D	Time	Sector 1	Sector 2	Sector 3	Kph	Elapsed
1	1	4:23.485	2:06.695	1:28.112	48.678	94.0	4:23.485
2	1	2:59.322	50.865	1:22.265	46.192	140.6	7:22.807
3	1	2:58.871	49.780	1:22.062	47.029	141.0	10:21.678
4	1	2:58.185	49.209	1:22.085	46.891	141.5	13:19.863
5	1	3:06.095 B	49.822	1:20.981	55.292	135.5	16:25.958
6	1	5:14.083	3:07.455	1:20.911	45.717	80.3	21:40.041
7	1	2:56.157	48.580	1:21.081	46.496	143.1	24:36.198
8	1	2:55.530	48.734	1:21.339	45.457	143.6	27:31.728
9	1	2:55.550	48.521	1:21.582	45.447	143.6	30:27.278
10	1	3:08.821 B	51.313	1:21.585	55.923	133.5	33:36.099
11	1	5:54.408	3:42.813	1:24.898	46.697	71.1	39:30.507
12	1	2:58.426	49.908	1:22.239	46.279	141.3	42:28.933
13	1	3:09.892	50.871	1:25.882	53.139	132.8	45:38.825
14	1	3:05.662	53.187	1:25.292	47.183	135.8	48:44.487
15	1	3:01.721	51.255	1:23.003	47.463	138.8	51:46.208
16	1	3:03.265	50.721	1:24.918	47.626	137.6	54:49.473
17	1	3:00.295	50.486	1:23.138	46.671	139.8	57:49.768
18	1	2:59.876	49.811	1:23.524	46.541	140.2	1:00:49.644
19	1	3:16.675 B	51.289	1:26.377	59.009	128.2	1:04:06.319

75 — 1.Olivier BLANPAIN, 2.Vincent JANSSENS, 3.Alain NOIRHOMME — AUSTIN HEALEY 100 M GTS7

Lap	D	Time	Sector 1	Sector 2	Sector 3	Kph	Elapsed
1	1	3:08.434	43.860	1:31.668	52.906	131.5	3:08.434
2	1	3:24.383	59.554	1:31.296	53.533	123.4	6:32.817
3	1	3:20.122	59.543	1:28.909	51.670	126.0	9:52.939
4	1	3:33.618 B	1:00.238	1:30.416	1:02.964	118.0	13:26.557
5	1	6:16.364	3:50.297	1:33.457	52.610	67.0	19:42.921
6	1	3:24.769	1:00.263	1:31.362	53.144	123.1	23:07.690
7	1	3:27.111	1:00.073	1:32.014	55.024	121.7	26:34.801
8	1	3:35.389 B	1:00.208	1:31.755	1:03.426	117.1	30:10.190
9	1	8:49.985	6:22.179	1:32.438	55.368	47.6	39:00.175
10	1	3:22.265	59.956	1:29.756	52.553	124.7	42:22.440
11	1	3:21.779	1:00.283	1:29.136	52.360	125.0	45:44.219
12	1	3:22.365	59.476	1:30.253	52.636	124.6	49:06.584
13	1	3:20.879	59.287	1:29.218	52.374	125.5	52:27.463
14	1	3:38.082 B	1:03.007	1:30.552	1:04.523	115.6	56:05.545
15	1	5:26.636	2:56.004	1:35.217	55.415	77.2	1:01:32.181
16	1	3:36.404	1:01.444	1:36.900	58.060	116.5	1:05:08.585
17	1	3:42.185 B	1:02.055	1:33.996	1:06.134	113.5	1:08:50.770

76 — 1.Shaun LYNN, 2.Andrew HADDON, 3.Maxwell LYNN — LOTUS Elan 26R GTS10

Lap	D	Time	Sector 1	Sector 2	Sector 3	Kph	Elapsed
1	1	14:12.708	...	1:27.200	49.098	29.1	14:12.708
2	1	2:59.094	51.585	1:21.399	46.110	140.8	17:11.802
3	1	2:56.538	51.361	1:19.951	45.226	142.8	20:08.340
4	1	2:56.011	50.512	1:19.941	45.558	143.3	23:04.351

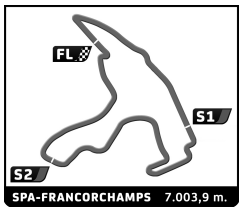

Spa Six Hours Endurance
SPA SIX HOURS
Qualifying
Analysis

Personal Best | Session Best | B Crossing the finish line in pit lane

Lap	D	Time	Sector 1	Sector 2	Sector 3	Kph	Elapsed
5	1	3:14.256 B	52.272	1:21.577	1:00.407	129.8	26:18.607
6	1	6:23.196	4:04.124	1:29.036	50.036	65.8	32:41.803
7	1	3:17.090	55.623	1:30.586	50.881	127.9	35:58.893
8	1	3:13.699	53.332	1:27.098	53.269	130.2	39:12.592
9	1	3:06.362	53.022	1:25.675	47.665	135.3	42:18.954
10	1	3:09.930	53.631	1:27.237	49.062	132.8	45:28.884
11	1	3:09.757	52.594	1:25.463	51.700	132.9	48:38.641
12	1	3:13.644 B	52.630	1:24.444	56.570	130.2	51:52.285
13	1	7:27.221	5:11.492	1:26.972	48.757	56.4	59:19.506
14	1	3:07.799	52.835	1:26.680	48.284	134.3	1:02:27.305
15	1	3:06.278	52.395	1:25.707	48.176	135.4	1:05:33.583
16	1	3:09.646	52.460	1:26.132	51.054	133.0	1:08:43.229
17	1	3:28.194 B	54.815	1:29.764	1:03.615	121.1	1:12:11.423
18	1	6:57.678	4:44.499	1:25.712	47.467	60.4	1:19:09.101
19	1	3:04.240	51.998	1:24.303	47.939	136.9	1:22:13.341
20	1	3:03.481	52.471	1:23.074	47.936	137.4	1:25:16.822
21	1	3:20.584 B	51.910	1:27.841	1:00.833	125.7	1:28:37.406

77 — 1.Pablo BRIONES, 2.Klaus HORN, 3.Kurt ECKE — PORSCHE 911 GTS11

Lap	D	Time	Sector 1	Sector 2	Sector 3	Kph	Elapsed
1	1	33:52.348	...	1:36.257	53.473	12.2	33:52.348
2	1	3:17.620	54.802	1:29.913	52.905	127.6	37:09.968
3	1	3:39.981 B	54.473	1:34.270	1:11.238	114.6	40:49.949
4	1	5:21.792	2:56.311	1:32.782	52.699	78.4	46:11.741
5	1	3:21.440	58.727	1:31.180	51.533	125.2	49:33.181
6	1	3:30.139 B	54.534	1:31.860	1:03.745	120.0	53:03.320
7	1	7:14.664	4:46.484	1:32.273	55.907	58.0	1:00:17.984
8	1	3:16.205	55.826	1:29.460	50.919	128.5	1:03:34.189
9	1	3:16.551	53.724	1:31.988	50.839	128.3	1:06:50.740
10	1	3:19.619	54.442	1:32.930	52.247	126.3	1:10:10.359
11	1	3:16.529	56.437	1:29.787	50.305	128.3	1:13:26.888
12	1	3:56.119 B	56.049	1:45.248	1:14.822	106.8	1:17:23.007

78 — 1.Geraint OWEN, 2.Charles KNILL-JONES — TRIUMPH TR4 GTS11

Lap	D	Time	Sector 1	Sector 2	Sector 3	Kph	Elapsed
1	1	5:24.934	2:40.886	1:43.506	1:00.542	76.2	5:24.934
2	1	3:24.343	1:01.026	1:30.238	53.079	123.4	8:49.277
3	1	3:35.818 B	59.360	1:34.621	1:01.837	116.8	12:25.095
4	1	7:10.344	4:48.794	1:31.018	50.532	58.6	19:35.439
5	1	3:16.756	58.072	1:28.610	50.074	128.1	22:52.195
6	1	3:12.690	56.634	1:24.935	51.121	130.9	26:04.885
7	1	3:24.530 B	56.171	1:24.955	1:03.404	123.3	29:29.415
8	1	5:40.434	3:10.227	1:36.369	53.838	74.1	35:09.849
9	1	3:24.575	59.394	1:33.354	51.827	123.3	38:34.424
10	1	3:20.065	58.945	1:29.217	51.903	126.0	41:54.489
11	1	3:41.907 B	58.102	1:32.566	1:11.239	113.6	45:36.396
12	1	16:33.010	...	1:28.702	51.696	25.4	1:02:09.406
13	1	3:15.242	56.482	1:28.458	50.302	129.1	1:05:24.648
14	1	3:35.632 B	57.731	1:32.851	1:05.050	116.9	1:09:00.280
15	1	8:43.701 B	5:57.420	1:37.867	1:08.414	48.1	1:17:43.981

79 — 1.Christiaen VAN LANSCHC, 2.Chris MILNER, 3.Nigel GREENSALL — FORD Mustang CT10

Lap	D	Time	Sector 1	Sector 2	Sector 3	Kph	Elapsed
1	1	8:22.144	5:52.256	1:35.360	54.528	49.3	8:22.144
2	1	3:15.064	54.524	1:31.042	49.498	129.3	11:37.208
3	1	3:13.732	55.546	1:29.150	49.036	130.1	14:50.940
4	1	3:19.174	56.152	1:30.287	52.735	126.6	18:10.114
5	1	3:28.522 B	55.673	1:31.972	1:00.877	120.9	21:38.636
6	1	10:40.190	8:17.945	1:32.006	50.239	39.4	32:18.826
7	1	3:09.261	54.141	1:26.864	48.256	133.2	35:28.087
8	1	3:11.831	53.659	1:30.416	47.756	131.4	38:39.918
9	1	3:29.306 B	53.792	1:33.294	1:02.220	120.5	42:09.224
10	1	8:18.949	6:00.459	1:26.315	52.175	50.5	50:28.173
11	1	3:00.441	50.639	1:22.949	46.853	139.7	53:28.614
12	1	3:00.532	50.674	1:22.127	47.731	139.7	56:29.146
13	1	2:59.407	49.765	1:23.042	46.600	140.5	59:28.553
14	1	3:21.985 B	50.265	1:25.589	1:06.131	124.8	1:02:50.538
15	1	8:27.013	5:44.515	1:45.720	56.778	49.7	1:11:17.551
16	1	3:29.060	58.118	1:34.464	56.478	120.6	1:14:46.611
17	1	3:16.443	55.593	1:29.620	51.230	128.4	1:18:03.054
18	1	3:11.052	52.709	1:28.219	50.124	132.0	1:21:14.106
19	1	3:08.479	52.603	1:27.182	48.694	133.8	1:24:22.585
20	1	3:12.152	52.888	1:28.554	50.710	131.2	1:27:34.737
21	1	3:10.663	53.297	1:27.816	49.550	132.2	1:30:45.400

80 — 1.Wolfgang FRIEDRICHS, 2.Simon HADFIELD, 3.Michael MALLOCK — ASTON MARTIN DB4 GT DP214 GTS12

Lap	D	Time	Sector 1	Sector 2	Sector 3	Kph	Elapsed
1	1	4:10.956	1:45.764	1:34.460	50.732	98.7	4:10.956
2	1	3:10.827	54.924	1:27.332	48.571	132.1	7:21.783
3	1	3:04.576	52.604	1:24.299	47.673	136.6	10:26.359
4	1	3:03.880	51.172	1:25.654	47.054	137.1	13:30.239
5	1	3:11.868 B	50.882	1:23.619	57.367	131.4	16:42.107
6	1	6:45.780	4:30.349	1:29.989	45.442	62.1	23:27.887
7	1	2:59.029	51.161	1:21.418	46.450	140.8	26:26.916
8	1	2:53.596	48.580	1:20.819	44.197	145.2	29:20.512
9	1	3:05.548	47.809	1:29.606	48.133	135.9	32:26.060
10	1	3:12.399 B	49.673	1:21.367	1:01.359	131.1	35:38.459
11	1	5:21.893	3:10.408	1:24.695	46.790	78.3	41:00.352
12	1	2:56.673	49.791	1:21.388	45.494	142.7	43:57.025
13	1	2:57.056	49.253	1:20.969	46.834	142.4	46:54.081
14	1	2:59.463	51.451	1:22.277	45.735	140.5	49:53.544
15	1	3:07.963 B	49.877	1:21.119	56.967	134.1	53:01.507

81 — 1.Georg NOLTE, 2.Diogo FERR¶O, 3.Michael GANS — FORD GT40 GTP+

Lap	D	Time	Sector 1	Sector 2	Sector 3	Kph	Elapsed
1	1	7:05.292	4:50.139	1:27.078	48.075	58.3	7:05.292
2	1	2:59.772	50.484	1:23.179	46.109	140.3	10:05.064
3	1	3:02.578	49.647	1:26.072	46.859	138.1	13:07.642
4	1	2:58.726	50.449	1:20.989	47.288	141.1	16:06.368
5	1	2:55.424	48.294	1:21.148	45.982	143.7	19:01.792
6	1	2:57.158	48.047	1:24.895	44.216	142.3	21:58.950
7	1	3:09.021 B	50.156	1:20.662	58.203	133.4	25:07.971
8	1	7:53.145	5:15.529	1:41.845	55.771	53.3	33:01.116
9	1	3:23.418	56.117	1:36.140	51.161	124.0	36:24.534
10	1	3:24.217	56.988	1:33.276	53.953	123.5	39:48.751
11	1	3:44.467 B	56.545	1:40.252	1:07.670	112.3	43:33.218
12	1	6:42.078	4:31.264	1:23.988	46.826	62.7	50:15.296
13	1	2:54.032	47.654	1:21.390	44.988	144.9	53:09.328
14	1	2:53.041	47.205	1:21.573	44.263	145.7	56:02.369
15	1	2:50.277	46.762	1:20.076	43.439	148.1	58:52.646
16	1	3:01.111 B	47.417	1:21.175	52.519	139.2	1:01:53.757
17	1	11:16.471	9:01.139	1:26.964	48.368	37.3	1:13:10.228
18	1	3:03.331	51.475	1:24.683	47.173	137.5	1:16:13.559
19	1	3:25.083 B	49.950	1:35.431	59.702	122.9	1:19:38.642

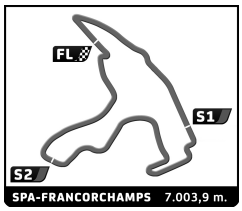

Spa Six Hours Endurance
SPA SIX HOURS
Qualifying
Analysis

Personal Best | Session Best | **B** Crossing the finish line in pit lane

Lap	D	Time	Sector 1	Sector 2	Sector 3	Kph	Elapsed
20	1	7:18.690	5:04.850	1:25.688	48.152	57.5	1:26:57.332
21	1	2:58.323	48.237	1:23.341	46.745	141.4	1:29:55.655
22	1	2:59.162	48.879	1:23.320	46.963	140.7	1:32:54.817

83 1.John ALLEN 2.Geoffrey TURRAL 3.Chris SNOWDON — MG B GTS11

Lap	D	Time	Sector 1	Sector 2	Sector 3	Kph	Elapsed
1	1	4:01.724	1:38.444	1:31.673	51.607	102.5	4:01.724
2	1	3:18.155	58.201	1:28.888	51.066	127.2	7:19.879
3	1	3:20.491	57.806	1:30.243	52.442	125.8	10:40.370
4	1	3:18.378	57.240	1:29.639	51.499	127.1	13:58.748
5	1	3:27.078 B	57.987	1:28.389	1:00.702	121.8	17:25.826
6	1	6:44.655	4:18.420	1:32.895	53.340	62.3	24:10.481
7	1	3:23.800	59.486	1:30.211	54.103	123.7	27:34.281
8	1	3:23.708	59.710	1:30.819	53.179	123.8	30:57.989
9	1	3:23.214	59.175	1:31.016	53.023	124.1	34:21.203
10	1	3:36.943 B	1:01.214	1:32.353	1:03.376	116.2	37:58.146
11	1	6:15.865 B	3:40.912	1:31.483	1:03.470	67.1	44:14.011
12	1	4:36.916	2:15.454	1:29.719	51.743	91.1	48:50.927
13	1	3:19.651	59.853	1:28.183	51.615	126.3	52:10.578
14	1	3:17.841	58.111	1:27.751	51.979	127.4	55:28.419
15	1	3:34.033 B	57.654	1:32.092	1:04.287	117.8	59:02.452
16	1	7:06.089	4:36.993	1:35.479	53.617	59.2	1:06:08.541
17	1	3:37.673 B	58.351	1:33.669	1:05.653	115.8	1:09:46.214
18	1	6:00.434	3:26.180	1:35.653	58.601	70.0	1:15:46.648
19	1	3:35.170 B	59.220	1:32.210	1:03.740	117.2	1:19:21.818
20	1	7:58.211	5:31.961	1:32.500	53.750	52.7	1:27:20.029
21	1	3:24.753	59.323	1:31.157	54.273	123.1	1:30:44.782

84 1.Maxime GUENAT 2.Dominique GUENAT 3.Guillaume/Yvan MAHE/MA — FORD GT40 GTP+

Lap	D	Time	Sector 1	Sector 2	Sector 3	Kph	Elapsed
1	1	7:31.401	5:17.527	1:26.797	47.077	54.9	7:31.401
2	1	2:59.302	49.027	1:24.616	45.659	140.6	10:30.703
3	1	3:00.085	50.086	1:23.632	46.367	140.0	13:30.788
4	1	2:56.198	48.898	1:21.600	45.700	143.1	16:26.986
5	1	3:06.506	51.671	1:24.917	49.918	135.2	19:33.492
6	1	3:12.557 B	49.481	1:23.538	59.538	130.9	22:46.049
7	1	8:52.448	6:41.385	1:25.046	46.017	47.4	31:38.497
8	1	2:57.517	47.882	1:23.333	46.302	142.0	34:36.014
9	1	2:51.091	47.559	1:20.262	43.270	147.4	37:27.105
10	1	2:53.903	46.592	1:20.960	46.351	145.0	40:21.008
11	1	2:51.752	47.613	1:19.724	44.415	146.8	43:12.760
12	1	3:06.983 B	47.229	1:22.761	56.993	134.8	46:19.743
13	1	6:02.706	3:49.839	1:26.623	46.244	69.5	52:22.449
14	1	2:57.211	47.262	1:22.581	47.368	142.3	55:19.660
15	1	2:54.645	47.384	1:21.754	45.507	144.4	58:14.305
16	1	2:55.562	48.101	1:21.950	45.511	143.6	1:01:09.867
17	1	2:53.697	47.598	1:21.298	44.801	145.2	1:04:03.564
18	1	2:57.068	47.638	1:22.456	46.974	142.4	1:07:00.632
19	1	3:04.959 B	47.851	1:22.251	54.857	136.3	1:10:05.591
20	1	5:19.042	2:58.635	1:29.826	50.581	79.0	1:15:24.633
21	1	2:59.217	50.057	1:22.603	46.557	140.7	1:18:23.850
22	1	2:55.195	47.992	1:22.086	45.117	143.9	1:21:19.045
23	1	2:57.773	49.007	1:22.485	46.281	141.8	1:24:16.818
24	1	2:57.822	47.676	1:22.883	47.263	141.8	1:27:14.640
25	1	2:54.107	47.791	1:21.504	44.812	144.8	1:30:08.747

85 1.David TOMLIN 2.Andrew LAWLEY 3.Richard MEADEN — LOTUS Elan 26R GTS10

Lap	D	Time	Sector 1	Sector 2	Sector 3	Kph	Elapsed
1	1	12:17.616	9:53.328	1:31.193	53.095	33.6	12:17.616
2	1	3:05.871	52.796	1:23.862	49.213	135.7	15:23.487
3	1	3:08.826	53.639	1:25.748	49.439	133.5	18:32.313
4	1	3:02.653	52.268	1:23.339	47.046	138.0	21:34.966
5	1	3:00.689	51.336	1:22.264	47.089	139.5	24:35.655
6	1	3:39.920 B	1:01.826	1:35.291	1:02.803	114.7	28:15.575
7	1	6:12.807	3:54.757	1:28.157	49.893	67.6	34:28.382
8	1	3:07.619	52.759	1:26.455	48.405	134.4	37:36.001
9	1	3:08.046	53.525	1:26.069	48.452	134.1	40:44.047
10	1	3:06.267	52.651	1:25.687	47.929	135.4	43:50.314
11	1	3:08.030	52.416	1:25.014	50.600	134.1	46:58.344
12	1	3:16.943 B	53.040	1:26.519	57.384	128.0	50:15.287
13	1	6:38.251	4:28.458	1:22.887	46.906	63.3	56:53.538
14	1	2:59.281	51.953	1:21.056	46.272	140.6	59:52.819
15	1	2:57.970	51.566	1:20.745	45.659	141.7	1:02:50.789
16	1	3:18.110 B	52.414	1:24.395	1:01.301	127.3	1:06:08.899
17	1	7:06.467	4:52.860	1:25.000	48.607	59.1	1:13:15.366
18	1	3:31.937	1:17.236	1:26.207	48.494	119.0	1:16:47.303
19	1	3:02.987	52.315	1:22.515	48.157	137.8	1:19:50.290
20	1	3:00.827	51.787	1:22.026	47.014	139.4	1:22:51.117
21	1	3:01.112	51.645	1:22.610	46.857	139.2	1:25:52.229
22	1	3:26.294 B	52.665	1:25.897	1:07.732	122.2	1:29:18.523

86 1.Jeremy COOKE 2.Kevin BIRD 3.Martin THOMAS — FORD Shelby Mustang 350 GT GTS12

Lap	D	Time	Sector 1	Sector 2	Sector 3	Kph	Elapsed
1	1	3:02.477	45.022	1:28.581	48.874	135.8	3:02.477
2	1	3:09.908	52.901	1:27.499	49.508	132.8	6:12.385
3	1	3:09.342	52.507	1:28.347	48.488	133.2	9:21.727
4	1	3:22.393 B	54.908	1:27.124	1:00.361	124.6	12:44.120
5	1	6:50.361	4:24.320	1:34.465	51.576	61.4	19:34.481
6	1	3:11.452	55.937	1:26.891	48.624	131.7	22:45.933
7	1	3:06.805	52.181	1:26.684	47.940	135.0	25:52.738
8	1	3:08.026	52.892	1:26.110	49.024	134.1	29:00.764
9	1	3:18.942 B	52.405	1:25.522	1:01.015	126.7	32:19.706
10	1	6:39.970	4:09.167	1:36.069	54.734	63.0	38:59.676
11	1	3:18.225	55.418	1:32.130	50.677	127.2	42:17.901
12	1	3:18.022	54.865	1:31.918	51.239	127.3	45:35.923
13	1	3:17.189	55.102	1:30.054	52.033	127.9	48:53.112
14	1	3:10.475	53.460	1:28.083	48.932	132.4	52:03.587
15	1	3:37.720 B	53.946	1:33.184	1:10.590	115.8	55:41.307
16	1	19:15.153	...	1:34.709	55.971	21.8	1:14:56.460
17	1	3:39.397 B	57.339	1:33.252	1:08.806	114.9	1:18:35.857
18	1	7:03.575	4:43.481	1:29.014	51.080	59.5	1:25:39.432
19	1	3:08.525	51.848	1:27.237	49.440	133.7	1:28:47.957
20	1	3:10.942	52.422	1:27.866	50.654	132.1	1:31:58.899

87 1.Nicholas PADMORE 2.Grant TROMANS 3.Richard MEADEN — LOTUS Elan 26R GTS10

Lap	D	Time	Sector 1	Sector 2	Sector 3	Kph	Elapsed
1	1	25:09.851	...	1:23.518	46.775	16.4	25:09.851
2	1	3:01.251	50.252	1:24.803	46.196	139.1	28:11.102
3	1	2:56.351	49.309	1:21.934	45.108	143.0	31:07.453
4	1	3:02.745	52.102	1:24.031	46.612	138.0	34:10.198
5	1	2:55.455	49.974	1:19.892	45.589	143.7	37:05.653
6	1	3:14.021 B	52.243	1:21.996	59.782	130.0	40:19.674

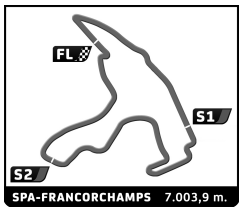

Spa Six Hours Endurance
SPA SIX HOURS
Qualifying
Analysis

Personal Best | Session Best | **B** Crossing the finish line in pit lane

Lap	D	Time	Sector 1	Sector 2	Sector 3	Kph	Elapsed
7	1	7:02.929	4:50.282	1:24.994	47.653	59.6	47:22.603
8	1	2:59.189	50.457	1:21.637	47.095	140.7	50:21.792
9	1	3:00.114	50.664	1:23.999	45.451	140.0	53:21.906
10	1	2:57.459	49.962	1:20.773	46.724	142.1	56:19.365
11	1	3:04.875	50.539	1:27.356	46.980	136.4	59:24.240
12	1	3:15.635 B	51.519	1:24.616	59.500	128.9	1:02:39.875
13	1	5:03.427	2:46.350	1:27.647	49.430	83.1	1:07:43.302
14	1	3:13.448	54.019	1:29.508	49.921	130.3	1:10:56.750
15	1	3:31.436 B	57.666	1:30.738	1:03.032	119.3	1:14:28.186
16	1	8:32.952 B	6:07.295	1:24.931	1:00.726	49.2	1:23:01.138

89 1.Michael GRAY 2.Kallum GRAY — JAGUAR E Type GTS12

Lap	D	Time	Sector 1	Sector 2	Sector 3	Kph	Elapsed
1	1	4:38.145	2:10.457	1:36.189	51.499	89.1	4:38.145
2	1	3:11.025	53.252	1:29.537	48.236	132.0	7:49.170
3	1	3:03.084	53.100	1:23.196	46.788	137.7	10:52.254
4	1	2:58.916	50.693	1:22.134	46.089	140.9	13:51.170
5	1	3:23.685 B	54.830	1:26.282	1:02.573	123.8	17:14.855
6	1	6:48.236	4:21.279	1:35.083	51.874	61.8	24:03.091
7	1	3:11.590	53.702	1:28.295	49.593	131.6	27:14.681
8	1	3:11.693	52.855	1:29.781	49.057	131.5	30:26.374
9	1	3:14.576	56.302	1:29.758	48.516	129.6	33:40.950
10	1	3:07.777	53.299	1:26.610	47.868	134.3	36:48.727
11	1	3:21.071 B	52.904	1:27.264	1:00.903	125.4	40:09.798
12	1	6:48.735	4:22.816	1:28.015	57.904	61.7	46:58.533
13	1	3:23.246	58.396	1:30.392	54.458	124.1	50:21.779
14	1	3:20.164	54.968	1:31.331	53.865	126.0	53:41.943
15	1	2:56.694	50.064	1:21.292	45.338	142.7	56:38.637
16	1	3:14.147 B	49.960	1:23.409	1:00.778	129.9	59:52.784
17	1	11:29.842	8:55.176	1:40.084	54.582	36.6	1:11:22.626
18	1	3:31.536	1:01.074	1:36.275	54.187	119.2	1:14:54.162
19	1	3:39.966 B	55.948	1:35.282	1:08.736	114.6	1:18:34.128

91 1.Neil FOWLER 2.Mark SCOTT 3.Russell McCARTHY — MG B GTS11

Lap	D	Time	Sector 1	Sector 2	Sector 3	Kph	Elapsed
1	1	3:57.676	1:38.036	1:29.057	50.583	104.2	3:57.676
2	1	3:13.377	57.644	1:25.518	50.215	130.4	7:11.053
3	1	3:13.171	55.338	1:25.274	52.559	130.5	10:24.224
4	1	3:13.840	56.032	1:27.597	50.211	130.1	13:38.064
5	1	3:09.283	55.219	1:24.644	49.420	133.2	16:47.347
6	1	3:08.807	55.229	1:23.724	49.854	133.5	19:56.154
7	1	3:10.320	55.731	1:25.257	49.332	132.5	23:06.474
8	1	3:18.649 B	55.537	1:23.773	59.339	126.9	26:25.123
9	1	5:47.377	3:14.267	1:37.256	55.854	72.6	32:12.500
10	1	3:17.483	58.271	1:27.688	51.524	127.7	35:29.983
11	1	3:15.357	56.159	1:27.799	51.399	129.1	38:45.340
12	1	3:17.407	56.195	1:28.524	52.688	127.7	42:02.747
13	1	3:30.756 B	55.852	1:25.467	1:09.437	119.6	45:33.503

92 1.Alain JADOT 2.Pascal DELPORTE 3.Jean-Michel/Guy PONCELI — JAGUAR E Type GTS12

Lap	D	Time	Sector 1	Sector 2	Sector 3	Kph	Elapsed
1	1	3:49.934	1:29.879	1:31.737	48.318	107.7	3:49.934
2	1	3:02.192	51.017	1:23.223	47.952	138.4	6:52.126
3	1	2:59.103	50.823	1:21.575	46.705	140.8	9:51.229
4	1	3:11.744 B	49.748	1:24.020	57.976	131.5	13:02.973
5	1	6:38.190	4:19.708	1:29.037	49.445	63.3	19:41.163
6	1	3:07.097	52.136	1:27.696	47.265	134.8	22:48.260
7	1	3:02.422	50.786	1:24.980	46.656	138.2	25:50.682
8	1	3:21.654 B	50.461	1:25.497	1:05.696	125.0	29:12.336
9	1	5:27.552	3:09.411	1:28.989	49.152	77.0	34:39.888
10	1	3:08.562	52.312	1:27.056	49.194	133.7	37:48.450
11	1	3:13.504	51.596	1:32.931	48.977	130.3	41:01.954
12	1	3:04.170	51.906	1:24.494	47.770	136.9	44:06.124
13	1	3:05.060	51.337	1:25.127	48.596	136.2	47:11.184
14	1	3:07.437	51.453	1:27.381	48.603	134.5	50:18.621
15	1	3:22.534 B	54.335	1:29.310	58.889	124.5	53:41.155
16	1	5:59.769	3:43.690	1:29.074	47.005	70.1	59:40.924
17	1	2:58.624	50.674	1:21.476	46.474	141.2	1:02:39.548
18	1	3:04.167	50.111	1:24.443	49.613	136.9	1:05:43.715
19	1	3:12.993 B	49.873	1:22.373	1:00.747	130.6	1:08:56.708
20	1	5:50.841	3:21.672	1:33.098	56.071	71.9	1:14:47.549
21	1	3:17.901	55.331	1:29.943	52.627	127.4	1:18:05.450
22	1	3:10.993	52.658	1:26.837	51.498	132.0	1:21:16.443
23	1	3:06.932	51.960	1:26.735	48.237	134.9	1:24:23.375
24	1	3:08.452	53.098	1:27.115	48.239	133.8	1:27:31.827
25	1	3:07.552	52.027	1:26.917	48.608	134.4	1:30:39.379

93 1.Nikolaus DITTING 2.Sam HANCOCK — FORD GT40 GTP+

Lap	D	Time	Sector 1	Sector 2	Sector 3	Kph	Elapsed
1	1	7:45.542 B	5:25.438	1:23.525	56.579	53.2	7:45.542
2	1	10:36.933	7:53.687	1:32.245	1:11.001	39.6	18:22.475
3	1	3:08.152 B	46.146	1:23.163	58.843	134.0	21:30.627
4	1	7:11.740	5:00.686	1:25.656	45.398	58.4	28:42.367
5	1	3:04.188	50.142	1:26.284	47.762	136.9	31:46.555
6	1	3:05.441	48.851	1:23.900	52.690	136.0	34:51.996
7	1	3:08.727 B	46.750	1:20.758	1:01.219	133.6	38:00.723

95 1.John BENNETT 2.Andrew SMITH 3.Grahame BRYANT — PORSCHE 911 GTS11

Lap	D	Time	Sector 1	Sector 2	Sector 3	Kph	Elapsed
1	1	6:19.457				65.3	6:19.457
2	1	6:19.819				66.4	12:39.276
3	1	3:09.374				133.1	15:48.650
4	1	3:05.704				135.8	18:54.354
5	1	3:29.099 B				120.6	22:23.453
6	1	7:12.128				58.3	29:35.581
7	1	3:38.387				115.5	33:13.968
8	1	3:34.760				117.4	36:48.728
9	1	3:35.927				116.8	40:24.655
10	1	3:32.668				118.6	43:57.323
11	1	14:24.350	...	1:35.718	53.849	29.2	58:21.673
12	1	3:31.632	1:00.675	1:35.528	55.429	119.1	1:01:53.305
13	1	3:22.488	58.798	1:31.136	52.554	124.5	1:05:15.793
14	1	3:25.598	58.676	1:31.046	55.876	122.6	1:08:41.391
15	1	3:39.186 B	1:00.339	1:33.982	1:04.865	115.0	1:12:20.577

96 1.Mark BURNETT 2.Nick SWIFT 3.Endaf OWENS — AUSTIN Mini Countryman INVITATION

Lap	D	Time	Sector 1	Sector 2	Sector 3	Kph	Elapsed
1	1	5:04.918	2:31.138	1:38.721	55.059	81.3	5:04.918
2	1	3:19.596	59.337	1:28.539	51.720	126.3	8:24.514
3	1	3:18.294	57.186	1:27.964	53.144	127.2	11:42.808
4	1	3:32.826 B	1:00.770	1:31.296	1:00.760	118.5	15:15.634
5	1	6:28.399	4:07.287	1:29.892	51.220	64.9	21:44.033
6	1	3:17.624	57.083	1:26.345	54.196	127.6	25:01.657
7	1	3:15.413	56.913	1:27.026	51.474	129.0	28:17.070

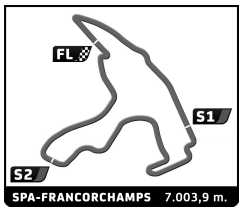

Spa Six Hours Endurance
SPA SIX HOURS
Qualifying
Analysis

Personal Best | Session Best | B Crossing the finish line in pit lane

Lap	D	Time	Sector 1	Sector 2	Sector 3	Kph	Elapsed
8	1	3:12.206	56.628	1:25.215	50.363	131.2	31:29.276
9	1	3:35.633 B	1:01.642	1:29.715	1:04.276	116.9	35:04.909
10	1	5:23.918	3:01.544	1:30.070	52.304	77.8	40:28.827
11	1	3:13.797	57.605	1:25.620	50.572	130.1	43:42.624
12	1	3:13.316	56.849	1:24.899	51.568	130.4	46:55.940
13	1	3:22.868 B	57.596	1:27.575	57.697	124.3	50:18.808
14	1	31:10.108	...	1:33.207	52.659	13.5	1:21:28.916
15	1	3:19.203	59.107	1:28.513	51.583	126.6	1:24:48.119
16	1	3:19.000	58.247	1:26.920	53.833	126.7	1:28:07.119
17	1	3:16.239	57.839	1:26.607	51.793	128.5	1:31:23.358

97 1.Frank DEPTA 2.Paul FRIEDRICHS 3.Max-Gerrit WESTHOFF — FORD Mustang CT10

Lap	D	Time	Sector 1	Sector 2	Sector 3	Kph	Elapsed
1	1	5:39.653	3:11.410	1:35.658	52.585	72.9	5:39.653
2	1	3:14.157	54.881	1:29.910	49.366	129.9	8:53.810
3	1	3:18.972	55.932	1:32.944	50.096	126.7	12:12.782
4	1	3:09.705	54.062	1:27.024	48.619	132.9	15:22.487
5	1	3:24.560 B	54.042	1:29.850	1:00.668	123.3	18:47.047
6	1	8:14.802	5:47.437	1:35.009	52.356	51.0	27:01.849
7	1	3:22.205	57.019	1:31.756	53.430	124.7	30:24.054
8	1	3:20.795	57.784	1:31.872	51.139	125.6	33:44.849
9	1	3:14.913	55.348	1:29.223	50.342	129.4	36:59.762
10	1	3:21.375	56.466	1:32.211	52.698	125.2	40:21.137
11	1	3:27.846 B	56.529	1:29.390	1:01.927	121.3	43:48.983
12	1	6:01.424	3:40.587	1:31.196	49.641	69.8	49:50.407
13	1	3:12.462	54.090	1:28.944	49.428	131.0	53:02.869
14	1	3:11.244	53.360	1:28.318	49.566	131.8	56:14.113
15	1	3:11.757	54.500	1:28.394	48.863	131.5	59:25.870
16	1	3:26.271 B	53.743	1:28.066	1:04.462	122.2	1:02:52.141
17	1	9:43.784	7:18.685	1:33.445	51.654	43.2	1:12:35.925
18	1	3:17.317	56.863	1:30.010	50.444	127.8	1:15:53.242
19	1	3:11.440	54.256	1:27.916	49.268	131.7	1:19:04.682
20	1	3:10.970	54.114	1:27.696	49.160	132.0	1:22:15.652
21	1	3:08.520	53.069	1:27.128	48.323	133.7	1:25:24.172
22	1	3:08.962	52.874	1:26.728	49.360	133.4	1:28:33.134
23	1	3:08.893	52.630	1:27.741	48.522	133.5	1:31:42.027

98 1.Jim FARLEY 2.Eric VAN DE POELE — FORD GT40 GTP+

Lap	D	Time	Sector 1	Sector 2	Sector 3	Kph	Elapsed
1	1	4:47.217	2:40.446	1:23.145	43.626	86.3	4:47.217
2	1	2:51.120	47.344	1:20.806	42.970	147.3	7:38.337
3	1	2:45.847	44.970	1:18.877	42.000	152.0	10:24.184
4	1	2:46.869	45.315	1:17.602	43.952	151.1	13:11.053
5	1	3:06.149 B	46.848	1:19.339	59.962	135.5	16:17.202
6	1	5:10.500	2:58.163	1:25.326	47.011	81.2	21:27.702
7	1	2:56.189	48.769	1:22.286	45.134	143.1	24:23.891
8	1	2:52.587	45.952	1:21.290	45.345	146.1	27:16.478
9	1	2:55.991	47.318	1:23.204	45.469	143.3	30:12.469
10	1	2:52.189	46.018	1:21.442	44.729	146.4	33:04.658
11	1	2:57.319	47.191	1:23.809	46.319	142.2	36:01.977
12	1	2:54.284	46.699	1:23.052	44.533	144.7	38:56.261
13	1	2:59.137	47.842	1:23.251	48.044	140.8	41:55.398
14	1	2:55.870	47.143	1:21.675	47.052	143.4	44:51.268
15	1	3:11.328 B	50.005	1:22.058	59.265	131.8	48:02.596
16	1	9:36.328	7:25.051	1:23.065	48.212	43.7	57:38.924
17	1	2:43.453	44.118	1:17.458	41.877	154.3	1:00:22.377
18	1	2:51.208	44.378	1:20.626	46.204	147.3	1:03:13.585
19	1	2:49.829	44.176	1:21.836	43.817	148.5	1:06:03.414
20	1	2:59.424 B	44.199	1:18.021	57.204	140.5	1:09:02.838
21	1	10:17.517	8:09.534	1:25.289	42.694	40.8	1:19:20.355
22	1	2:47.150	44.480	1:18.175	44.495	150.8	1:22:07.505
23	1	2:50.738	46.424	1:21.375	42.939	147.7	1:24:58.243
24	1	2:42.634	43.938	1:16.661	42.035	155.0	1:27:40.877
25	1	2:53.163	47.898	1:20.892	44.373	145.6	1:30:34.040

99 1.Alexis DE BEAUMONT 2. MAVERICK 3.Eric DE DONCKER — SHELBY Cobra GTS12

Lap	D	Time	Sector 1	Sector 2	Sector 3	Kph	Elapsed
1	1	3:12.910	59.811	1:25.685	47.414	128.4	3:12.910
2	1	2:57.993	48.638	1:22.581	46.774	141.7	6:10.903
3	1	3:14.035 B	50.070	1:23.952	1:00.013	129.9	9:24.938
4	1	6:43.628	4:32.348	1:25.366	45.914	62.5	16:08.566
5	1	2:56.195	48.162	1:22.572	45.461	143.1	19:04.761
6	1	3:11.288 B	47.938	1:27.315	56.035	131.8	22:16.049
7	1	5:51.954	3:37.251	1:26.265	48.438	71.6	28:08.003
8	1	2:57.860	49.125	1:23.053	45.682	141.8	31:05.863
9	1	3:15.790 B	49.259	1:28.225	58.306	128.8	34:21.653
10	1	6:15.464	4:05.442	1:24.529	45.493	67.2	40:37.117
11	1	2:54.414	48.317	1:21.568	44.529	144.6	43:31.531
12	1	3:23.319 B	48.882	1:35.826	58.611	124.0	46:54.850
13	1	5:38.746	3:22.224	1:27.439	49.083	74.4	52:33.596
14	1	3:03.654	51.605	1:25.162	46.887	137.3	55:37.250
15	1	3:05.499	50.913	1:26.879	47.707	135.9	58:42.749
16	1	3:07.730	50.281	1:29.232	48.217	134.3	1:01:50.479
17	1	3:17.948 B	50.715	1:26.687	1:00.546	127.4	1:05:08.427
18	1	5:59.298	3:41.647	1:29.743	47.908	70.2	1:11:07.725
19	1	3:07.687	54.492	1:24.787	48.408	134.3	1:14:15.412
20	1	3:02.889	51.058	1:23.891	47.940	137.9	1:17:18.301
21	1	3:08.232	48.322	1:33.508	46.402	134.0	1:20:26.533
22	1	2:58.726	48.243	1:23.677	46.806	141.1	1:23:25.259
23	1	2:56.256	47.979	1:22.893	45.384	143.1	1:26:21.515
24	1	2:55.652	47.998	1:21.946	45.708	143.5	1:29:17.167
25	1	2:55.306	47.881	1:22.089	45.336	143.8	1:32:12.473

100 1.Bernd GEORGI 2.Manfredo ROSSI DI MON' 3.Pietro VERGNANO — FORD Falcon Sprint CT10

Lap	D	Time	Sector 1	Sector 2	Sector 3	Kph	Elapsed
1	1	8:49.822	6:21.373	1:35.852	52.597	46.8	8:49.822
2	1	3:17.368	57.550	1:29.886	49.932	127.8	12:07.190
3	1	3:11.740	53.658	1:28.966	49.116	131.5	15:18.930
4	1	3:15.045	55.283	1:28.260	51.502	129.3	18:33.975
5	1	3:12.413	54.332	1:28.446	49.635	131.0	21:46.388
6	1	3:30.866 B	53.770	1:28.727	1:08.369	119.6	25:17.254
7	1	6:19.053	3:48.122	1:36.504	54.427	66.5	31:36.307
8	1	3:25.226	1:00.093	1:33.330	51.803	122.9	35:01.533
9	1	3:21.569	56.817	1:31.977	52.775	125.1	38:23.102
10	1	3:21.047	57.942	1:31.374	51.731	125.4	41:44.149
11	1	3:17.478	56.039	1:30.176	51.263	127.7	45:01.627
12	1	3:18.057	56.967	1:29.805	51.285	127.3	48:19.684
13	1	3:27.478 B	56.192	1:29.692	1:01.594	121.5	51:47.162
14	1	10:26.655	7:42.233	1:44.877	59.545	40.2	1:02:13.817
15	1	3:45.280	1:06.044	1:44.586	54.650	111.9	1:05:59.097
16	1	3:13.479	53.964	1:27.764	51.751	130.3	1:09:12.576
17	1	3:16.119	56.792	1:28.644	50.683	128.6	1:12:28.695
18	1	3:11.570	55.335	1:27.438	48.797	131.6	1:15:40.265
19	1	3:08.193	54.461	1:25.781	47.951	134.0	1:18:48.458

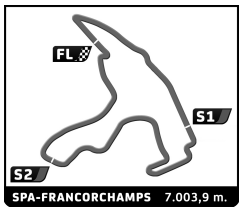

Spa Six Hours Endurance
SPA SIX HOURS
Qualifying
Analysis

Personal Best | Session Best | B Crossing the finish line in pit lane

110 — 1.Richard OWEN, 2.Iain ROWLEY, 3.Mervyn SELWYN — FORD Galaxie 500XL — CT10

Lap	D	Time	Sector 1	Sector 2	Sector 3	Kph	Elapsed
20	1	3:51.338 B	55.233	1:41.998	1:14.107	109.0	1:22:39.796
1	1	5:10.388	2:24.426	1:43.019	1:02.943	79.8	5:10.388
2	1	3:38.225	1:03.783	1:37.884	56.558	115.5	8:48.613
3	1	3:48.127 B	58.154	1:35.004	1:14.969	110.5	12:36.740
4	1	8:09.112	5:20.306	1:48.198	1:00.608	51.6	20:45.852
5	1	3:49.634	1:05.364	1:42.940	1:01.330	109.8	24:35.486
6	1	3:50.664	1:05.055	1:46.642	58.967	109.3	28:26.150
7	1	4:05.066 B	1:04.990	1:44.740	1:15.336	102.9	32:31.216
8	1	9:33.364	6:46.954	1:48.492	57.918	44.0	42:04.580
9	1	3:35.401	1:00.660	1:39.269	55.472	117.1	45:39.981
10	1	3:29.234	58.428	1:35.394	55.412	120.5	49:09.215
11	1	3:40.310	58.788	1:34.884	1:06.638	114.4	52:49.525
12	1	3:55.302 B	1:02.372	1:37.539	1:15.391	107.2	56:44.827
13	1	10:24.588	7:34.550	1:46.128	1:03.910	40.4	1:07:09.415
14	1	3:51.350	1:06.545	1:43.915	1:00.890	109.0	1:11:00.765
15	1	3:48.254	1:04.948	1:42.181	1:01.125	110.5	1:14:49.019
16	1	4:00.644 B	1:03.575	1:40.380	1:16.689	104.8	1:18:49.663
17	1	8:39.875 B	4:56.219	2:06.061	1:37.595	48.5	1:27:29.538

111 — 1.Ga?tan WOITRIN, 2.Helmut ROTHENBERGER, 3.Oliver JUNG — FORD Shelby Mustang 350 GT — GTS12

Lap	D	Time	Sector 1	Sector 2	Sector 3	Kph	Elapsed
1	1	8:28.053	5:54.301	1:40.244	53.508	48.8	8:28.053
2	1	3:27.953	1:00.776	1:34.070	53.107	121.2	11:56.006
3	1	3:29.281	59.072	1:36.069	54.140	120.5	15:25.287
4	1	3:24.463	58.380	1:31.997	54.086	123.3	18:49.750
5	1	3:28.374	57.625	1:36.123	54.626	121.0	22:18.124
6	1	3:20.416	56.318	1:32.003	52.095	125.8	25:38.540
7	1	3:21.991	58.506	1:28.610	54.875	124.8	29:00.531
8	1	3:34.278	1:00.019	1:42.201	52.058	117.7	32:34.809
9	1	10:01.365 B	56.624	1:31.769	7:32.972	41.9	42:36.174
10	1	3:35.315	1:02.895	1:37.320	55.100	117.1	46:11.489
11	1	3:28.570	1:00.943	1:34.435	53.192	120.9	49:40.059
12	1	3:40.807 B	59.407	1:35.136	1:06.264	114.2	53:20.866
13	1	5:33.517	3:16.772	1:27.990	48.755	75.6	58:54.383
14	1	3:01.631	51.442	1:23.263	46.926	138.8	1:01:56.014
15	1	4:05.134	52.231	2:20.488	52.415	102.9	1:06:01.148
16	1	3:56.535 B	52.283	1:41.385	1:22.867	106.6	1:09:57.683

112 — 1.Gon?alo GOMES, 2.James CLARIDGE — LOTUS Elan — GTS10

Lap	D	Time	Sector 1	Sector 2	Sector 3	Kph	Elapsed
1	1	4:21.697	1:58.374	1:33.615	49.708	94.7	4:21.697
2	1	3:07.643	52.868	1:26.312	48.463	134.4	7:29.340
3	1	3:02.809	51.838	1:25.059	45.912	137.9	10:32.149
4	1	3:01.520	50.444	1:22.698	48.378	138.9	13:33.669
5	1	3:16.258 B	50.887	1:27.664	57.707	128.5	16:49.927
6	1	7:02.803	4:51.234	1:24.375	47.194	59.6	23:52.730
7	1	2:59.926	50.963	1:23.716	45.247	140.1	26:52.656
8	1	2:58.677	51.819	1:21.061	45.797	141.1	29:51.333
9	1	3:02.592	50.118	1:24.336	48.138	138.1	32:53.925
10	1	3:16.080 B	50.311	1:25.211	1:00.558	128.6	36:10.005
11	1	6:13.039	3:53.498	1:30.576	48.965	67.6	42:23.044
12	1	3:14.584	53.716	1:28.518	52.350	129.6	45:37.628
13	1	3:15.616	55.287	1:28.476	51.853	128.9	48:53.244
14	1	3:10.930	55.119	1:27.010	48.801	132.1	52:04.174
15	1	3:10.407	54.777	1:26.821	48.809	132.4	55:14.581
16	1	3:09.429	53.338	1:27.034	49.057	133.1	58:24.010
17	1	3:22.244 B	53.706	1:28.838	59.700	124.7	1:01:46.254
18	1	11:06.916	8:39.904	1:37.438	49.574	37.8	1:12:53.170
19	1	3:03.078	51.310	1:23.004	48.764	137.7	1:15:56.248
20	1	2:57.755	50.663	1:21.982	45.110	141.8	1:18:54.003
21	1	2:57.919	49.935	1:21.806	46.178	141.7	1:21:51.922
22	1	3:11.132 B	50.357	1:23.551	57.224	131.9	1:25:03.054

133 — 1.Anthony HANCOCK, 2.Ollie HANCOCK, 3.Joe TWYMAN — LOTUS Elan 26R — GTS10

Lap	D	Time	Sector 1	Sector 2	Sector 3	Kph	Elapsed
1	1	4:49.204	2:24.917	1:33.820	50.467	85.7	4:49.204
2	1	3:07.927	53.825	1:25.340	48.762	134.2	7:57.131
3	1	3:03.407	52.146	1:24.626	46.635	137.5	11:00.538
4	1	3:14.237 B	52.076	1:22.672	59.489	129.8	14:14.775
5	1	4:19.097	2:03.447	1:27.886	47.764	97.3	18:33.872
6	1	2:58.881	50.803	1:21.766	46.312	141.0	21:32.753
7	1	3:02.741	50.419	1:23.495	48.827	138.0	24:35.494
8	1	2:59.100	51.819	1:21.773	45.508	140.8	27:34.594
9	1	2:58.760	50.572	1:21.517	46.671	141.1	30:33.354
10	1	3:18.628 B	51.738	1:25.403	1:01.487	126.9	33:51.982
11	1	6:31.993	4:14.443	1:26.972	50.578	64.3	40:23.975
12	1	3:02.351	52.415	1:22.805	47.131	138.3	43:26.326
13	1	3:19.401 B	52.234	1:24.591	1:02.576	126.4	46:45.727
14	1	6:11.418	4:02.223	1:22.264	46.931	67.9	52:57.145
15	1	3:00.802	51.492	1:21.309	48.001	139.5	55:57.947
16	1	2:58.220	51.414	1:20.867	45.939	141.5	58:56.167
17	1	2:56.580	50.211	1:20.871	45.498	142.8	1:01:52.747
18	1	2:55.883	49.979	1:20.411	45.493	143.4	1:04:48.630
19	1	2:55.460	50.192	1:19.885	45.383	143.7	1:07:44.090
20	1	3:25.653 B	58.680	1:28.535	58.438	122.6	1:11:09.743
21	1	10:55.011	8:46.304	1:21.754	46.953	38.5	1:22:04.754
22	1	3:03.124	53.006	1:23.474	46.644	137.7	1:25:07.878
23	1	2:54.556	49.915	1:19.408	45.233	144.4	1:28:02.434
24	1	3:32.997 B	57.966	1:26.167	1:08.864	118.4	1:31:35.431

136 — 1.Nigel BATCHELOR, 2.Paul CHASE-GARDENER, 3.David ALLEN — FORD Mustang — CT10

Lap	D	Time	Sector 1	Sector 2	Sector 3	Kph	Elapsed
1	1	4:43.276	2:17.092	1:34.886	51.298	87.5	4:43.276
2	1	3:13.472	54.454	1:29.739	49.279	130.3	7:56.748
3	1	3:17.713	55.454	1:30.188	52.071	127.5	11:14.461
4	1	3:13.859	54.851	1:29.001	50.007	130.1	14:28.320
5	1	3:11.320	53.510	1:29.297	48.513	131.8	17:39.640
6	1	3:32.644 B	57.839	1:30.511	1:04.294	118.6	21:12.284
7	1	6:12.283	3:47.876	1:33.757	50.650	67.7	27:24.567
8	1	3:13.551	54.790	1:29.610	49.151	130.3	30:38.118
9	1	3:11.648	53.632	1:29.155	48.861	131.6	33:49.766
10	1	3:10.696	53.549	1:27.684	49.463	132.2	37:00.462
11	1	3:11.317	54.133	1:28.821	48.363	131.8	40:11.779
12	1	3:24.036 B	53.954	1:28.746	1:01.336	123.6	43:35.815
13	1	6:32.381	4:06.669	1:34.170	51.542	64.3	50:08.196
14	1	3:12.502	53.857	1:28.286	50.359	131.0	53:20.698
15	1	3:12.682	54.066	1:27.450	51.166	130.9	56:33.380
16	1	3:12.917	53.825	1:29.058	50.034	130.7	59:46.297
17	1	3:10.549	53.243	1:27.844	49.462	132.3	1:02:56.846
18	1	4:07.956 B	1:01.760	1:46.127	1:20.069	101.7	1:07:04.802

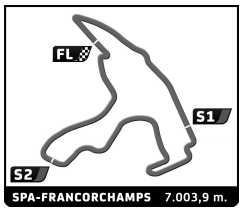

Spa Six Hours Endurance
SPA SIX HOURS
Qualifying
Analysis

Personal Best | Session Best | **B** Crossing the finish line in pit lane

144 — FORD Falcon Sprint (CT10)
1.Christopher GODDARD 2.David COYNE 3.Mark WRIGHT

Lap	D	Time	Sector 1	Sector 2	Sector 3	Kph	Elapsed
1	1	4:27.975	1:59.807	1:36.282	51.886	92.5	4:27.975
2	1	3:19.622	56.610	1:32.432	50.580	126.3	7:47.597
3	1	3:12.859	56.271	1:28.121	48.467	130.7	11:00.456
4	1	3:12.643	54.201	1:28.468	49.974	130.9	14:13.099
5	1	3:50.656 B	59.077	1:41.054	1:10.525	109.3	18:03.755
6	1	5:31.836	3:15.772	1:27.147	48.917	76.0	23:35.591
7	1	3:02.228	50.906	1:24.871	46.451	138.4	26:37.819
8	1	3:14.168 B	51.244	1:24.314	58.610	129.9	29:51.987
9	1	5:50.422	3:27.754	1:33.162	49.506	72.0	35:42.409
10	1	3:06.354	52.009	1:26.947	47.398	135.3	38:48.763
11	1	3:10.880	52.803	1:27.701	50.376	132.1	41:59.643
12	1	3:09.147	54.217	1:26.780	48.150	133.3	45:08.790
13	1	3:33.321 B	53.751	1:32.120	1:07.450	118.2	48:42.111
14	1	28:48.302 B	...	1:37.734	1:10.331	14.6	1:17:30.413
15	1	6:12.384 B	3:37.788	1:32.346	1:02.250	67.7	1:23:42.797
16	1	8:41.399 B	5:47.754	1:43.271	1:10.374	48.4	1:32:24.196

160 — ELVA GT160 (GTP<)
1.Michael BIRCH 2.Gareth BURNETT 3.James HANSON

Lap	D	Time	Sector 1	Sector 2	Sector 3	Kph	Elapsed
1	1	3:24.274	1:00.563	1:33.704	50.007	121.3	3:24.274
2	1	3:09.326	53.103	1:27.521	48.702	133.2	6:33.600
3	1	3:04.320	52.337	1:24.712	47.271	136.8	9:37.920
4	1	3:02.528	51.975	1:22.571	47.982	138.1	12:40.448
5	1	3:16.814 B	52.394	1:25.021	59.399	128.1	15:57.262
6	1	6:00.994	3:52.174	1:23.444	45.376	69.8	21:58.256
7	1	2:55.528	49.194	1:20.178	46.156	143.6	24:53.784
8	1	2:59.247	49.293	1:23.227	46.727	140.7	27:53.031
9	1	2:55.875	49.656	1:21.117	45.102	143.4	30:48.906
10	1	2:54.423	49.557	1:19.885	44.981	144.6	33:43.329
11	1	3:08.722 B	51.405	1:21.030	56.287	133.6	36:52.051
12	1	5:51.282	3:42.614	1:22.664	46.004	71.8	42:43.333
13	1	2:56.670	50.722	1:20.734	45.214	142.7	45:40.003
14	1	2:55.953	50.924	1:20.057	44.972	143.3	48:35.956
15	1	3:04.605 B	49.720	1:20.262	54.623	136.6	51:40.561

161 — GILBERN 1800GT (GTS11)
1.Bob BINFIELD 2.Sam BINFIELD 3.Will NUTHALL

Lap	D	Time	Sector 1	Sector 2	Sector 3	Kph	Elapsed
1	1	9:17.872	6:42.705	1:38.334	56.833	44.4	9:17.872
2	1	3:26.598	1:01.566	1:32.133	52.899	122.0	12:44.470
3	1	3:24.491	1:00.021	1:31.402	53.068	123.3	16:08.961
4	1	3:27.531	1:01.094	1:32.561	53.876	121.5	19:36.492
5	1	3:21.584	58.969	1:29.902	52.713	125.1	22:58.076
6	1	3:38.750 B	59.614	1:32.780	1:06.356	115.3	26:36.826
7	1	6:08.603	3:46.750	1:29.210	52.643	68.4	32:45.429
8	1	3:18.978	57.911	1:29.513	51.554	126.7	36:04.407
9	1	3:16.535	58.375	1:27.073	51.087	128.3	39:20.942
10	1	3:15.750	58.005	1:27.069	50.676	128.8	42:36.692
11	1	3:25.659 B	57.449	1:27.659	1:00.551	122.6	46:02.351
12	1	5:58.682	3:33.860	1:31.671	53.151	70.3	52:01.033
13	1	3:22.342	1:00.835	1:29.352	52.155	124.6	55:23.375
14	1	3:21.464	59.499	1:30.082	51.883	125.2	58:44.839
15	1	3:18.770	58.159	1:29.437	51.174	126.9	1:02:03.609
16	1	3:23.192	57.940	1:33.256	51.996	124.1	1:05:26.801
17	1	3:38.326 B	59.329	1:31.713	1:07.284	115.5	1:09:05.127
18	1	14:23.173	...	1:30.539	53.932	29.2	1:23:28.300
19	1	3:21.673	59.606	1:30.304	51.763	125.0	1:26:49.973
20	1	3:20.697	59.002	1:29.214	52.481	125.6	1:30:10.670

166 — LOTUS Elan 26R (GTS10)
1.Rob FENN 2.James BARCLAY 3.Oliver STIRLING

Lap	D	Time	Sector 1	Sector 2	Sector 3	Kph	Elapsed
1	1	7:57.857				51.8	7:57.857
2	1	3:06.460				135.2	11:04.317
3	1	3:10.030				132.7	14:14.347
4	1	3:02.441				138.2	17:16.788
5	1	3:07.794				134.3	20:24.582
6	1	3:00.012				140.1	23:24.594
7	1	8:20.460				50.4	31:45.054
8	1	3:08.245				133.9	34:53.299
9	1	3:07.352				134.6	38:00.651
10	1	3:02.901				137.9	41:03.552
11	1	3:03.064				137.7	44:06.616
12	1	8:17.243	6:02.550	1:26.704	47.989	50.7	52:23.859
13	1	3:04.082	52.833	1:23.951	47.298	137.0	55:27.941
14	1	3:04.934	52.920	1:23.669	48.345	136.3	58:32.875
15	1	3:05.707	54.529	1:23.801	47.377	135.8	1:01:38.582
16	1	3:20.438 B	52.588	1:25.171	1:02.679	125.8	1:04:59.020

169 — LOTUS Elan 26R (GTS10)
1.Martin EYEARS 2.Andrew HALL 3.Ed MORRIS

Lap	D	Time	Sector 1	Sector 2	Sector 3	Kph	Elapsed
1	1	3:39.155 B	1:09.830	1:31.678	57.647	113.0	3:39.155
2	1	6:54.812	4:41.787	1:26.062	46.963	60.8	10:33.967
3	1	2:59.938	50.462	1:21.221	48.255	140.1	13:33.905
4	1	2:58.132	51.032	1:20.945	46.155	141.5	16:32.037
5	1	2:58.734	50.292	1:21.887	46.555	141.1	19:30.771
6	1	3:07.995 B	50.631	1:21.274	56.090	134.1	22:38.766
7	1	6:29.792	4:04.367	1:32.936	52.489	64.7	29:08.558
8	1	3:24.541	55.031	1:37.584	51.926	123.3	32:33.099
9	1	3:28.562 B	54.891	1:28.878	1:04.793	120.9	36:01.661
10	1	7:44.349	5:20.721	1:34.006	49.622	54.3	43:46.010
11	1	3:10.816	54.285	1:26.694	49.837	132.1	46:56.826
12	1	3:11.805	53.686	1:28.697	49.422	131.5	50:08.631
13	1	3:18.978 B	53.933	1:28.206	56.839	126.7	53:27.609
14	1	15:21.325 B	...	1:25.174	1:00.726	27.4	1:08:48.934
15	1	7:47.958	5:35.041	1:25.930	46.987	53.9	1:16:36.892
16	1	2:57.887	51.144	1:20.918	45.825	141.7	1:19:34.779
17	1	2:55.935	50.417	1:20.182	45.336	143.3	1:22:30.714
18	1	3:07.290 B	49.936	1:20.762	56.592	134.6	1:25:38.004

186 — SHELBY Cobra Daytona (GTS12)
1.David SMITHIES 2.Chris CLARKSON 3.Mark PANGBORN

Lap	D	Time	Sector 1	Sector 2	Sector 3	Kph	Elapsed
1	1	4:31.205	2:08.654	1:32.769	49.782	91.4	4:31.205
2	1	3:06.909	51.029	1:27.947	47.933	134.9	7:38.114
3	1	3:04.577	50.092	1:26.347	48.138	136.6	10:42.691
4	1	3:02.741	49.736	1:24.720	48.285	138.0	13:45.432
5	1	3:18.805 B	50.639	1:24.539	1:03.627	126.8	17:04.237
6	1	5:29.101	3:09.036	1:29.176	50.889	76.6	22:33.338
7	1	3:05.811	52.490	1:25.207	48.114	135.7	25:39.149
8	1	3:00.196	49.420	1:24.351	46.425	139.9	28:39.345
9	1	3:06.776	52.610	1:25.794	48.372	135.0	31:46.121
10	1	3:18.016 B	51.222	1:25.366	1:01.428	127.3	35:04.137
11	1	5:15.869	2:58.350	1:28.577	48.942	79.8	40:20.006

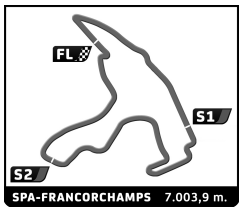

Spa Six Hours Endurance
SPA SIX HOURS
Qualifying
Analysis

Personal Best | Session Best | **B** Crossing the finish line in pit lane

197 — FORD GT40 Roadster, GTP+
1.Rui MACEDO SILVA
2.Pedro MACEDO SILVA
3.Joaquim JORGE

Lap	D	Time	Sector 1	Sector 2	Sector 3	Kph	Elapsed
1	1	3:28.791	1:10.103	1:32.694	45.994	118.7	3:28.791
2	1	2:55.753	48.977	1:21.403	45.373	143.5	6:24.544
3	1	2:52.609	46.861	1:21.094	44.654	146.1	9:17.153
4	1	2:53.613	46.431	1:21.533	45.649	145.2	12:10.766
5	1	2:54.121	48.796	1:20.492	44.833	144.8	15:04.887
6	1	2:54.156	46.557	1:23.097	44.502	144.8	17:59.043
7	1	2:51.016	47.307	1:19.218	44.491	147.4	20:50.059
8	1	2:48.765	46.487	1:18.862	43.416	149.4	23:38.824
9	1	2:52.110	47.795	1:19.961	44.354	146.5	26:30.934
10	1	2:51.834	47.642	1:20.710	43.482	146.7	29:22.768
11	1	3:12.907 B	46.050	1:26.881	59.976	130.7	32:35.675
12	1	6:16.780	3:44.006	1:42.483	50.291	66.9	38:52.455
13	1	3:14.341	52.249	1:30.882	51.210	129.7	42:06.796
14	1	3:19.634	57.290	1:32.349	49.995	126.3	45:26.430
15	1	3:17.123	51.866	1:32.857	52.400	127.9	48:43.553
16	1	3:25.431 B	53.938	1:31.252	1:00.241	122.7	52:08.984
17	1	5:11.764	3:02.573	1:22.066	47.125	80.9	57:20.748
18	1	2:53.665	48.327	1:19.855	45.483	145.2	1:00:14.413
19	1	2:52.569	47.515	1:20.713	44.341	146.1	1:03:06.982
20	1	2:55.438	48.561	1:21.234	45.643	143.7	1:06:02.420
21	1	3:11.669 B	49.748	1:21.096	1:00.825	131.6	1:09:14.089
22	1	6:28.896	4:09.473	1:32.430	46.993	64.8	1:15:42.985
23	1	2:56.309	49.707	1:21.509	45.093	143.0	1:18:39.294
24	1	2:56.971 B	46.362	1:18.552	52.057	142.5	1:21:36.265

207 — AUSTIN HEALEY 3000, GTS12
1.Crispin HARRIS
2.James WILMOTH

Lap	D	Time	Sector 1	Sector 2	Sector 3	Kph	Elapsed
1	1	3:54.912	1:26.810	1:36.406	51.696	105.5	3:54.912
2	1	3:14.248	56.059	1:27.995	50.194	129.8	7:09.160
3	1	3:10.946	54.739	1:25.163	51.044	132.0	10:20.106
4	1	3:16.360	55.370	1:29.173	51.817	128.4	13:36.466
5	1	3:08.670	54.435	1:24.971	49.264	133.6	16:45.136
6	1	3:15.720	54.086	1:30.933	50.701	128.8	20:00.856
7	1	3:09.800	54.532	1:26.192	49.076	132.8	23:10.656
8	1	3:16.231	57.868	1:28.603	49.760	128.5	26:26.887
9	1	3:09.567	54.197	1:25.618	49.752	133.0	29:36.454
10	1	3:29.531 B	54.345	1:33.301	1:01.885	120.3	33:05.985
11	1	5:05.937	2:48.229	1:27.884	49.824	82.4	38:11.922
12	1	3:09.915	53.999	1:27.718	48.198	132.8	41:21.837
13	1	3:10.750	55.187	1:26.485	49.078	132.2	44:32.587
14	1	3:06.762	53.781	1:25.271	47.710	135.0	47:39.349
15	1	3:09.233	52.552	1:27.603	49.078	133.2	50:48.582
16	1	3:08.868	52.891	1:28.267	47.710	133.5	53:57.450
17	1	3:09.048	53.030	1:26.945	49.073	133.4	57:06.498
18	1	3:09.353	53.874	1:25.999	49.480	133.2	1:00:15.851
19	1	3:08.806	53.029	1:25.306	50.471	133.5	1:03:24.657
20	1	3:23.665 B	53.407	1:27.218	1:03.040	123.8	1:06:48.322
21	1	11:55.692	9:28.097	1:31.326	56.269	35.2	1:18:44.014
22	1	3:17.782	56.342	1:29.800	51.640	127.5	1:22:01.796
23	1	3:19.914	58.727	1:29.693	51.494	126.1	1:25:21.710
24	1	3:14.888	56.329	1:26.993	51.566	129.4	1:28:36.598
25	1	3:23.679	57.318	1:32.671	53.690	123.8	1:32:00.277

219 — MG B, GTS11
1.Sjoerd PEEREBOOM
2.Jasper IZAKS
3.Tom SMITH

Lap	D	Time	Sector 1	Sector 2	Sector 3	Kph	Elapsed
1	1	3:48.190	1:20.060	1:35.835	52.295	108.6	3:48.190
2	1	3:08.774	55.186	1:25.357	48.231	133.6	6:56.964
3	1	3:06.530	54.772	1:23.662	48.096	135.2	10:03.494
4	1	3:21.089 B	54.795	1:25.556	1:00.738	125.4	13:24.583
5	1	4:48.049	2:25.214	1:32.249	50.586	87.5	18:12.632
6	1	3:11.391	54.755	1:27.266	49.370	131.7	21:24.023
7	1	3:09.596	54.497	1:26.117	48.982	133.0	24:33.619
8	1	3:23.250 B	54.477	1:26.335	1:02.438	124.1	27:56.869
9	1	4:52.555	2:31.305	1:30.189	51.061	86.2	32:49.424
10	1	3:10.327	53.925	1:26.701	49.701	132.5	35:59.751
11	1	3:07.479	53.640	1:25.076	48.763	134.5	39:07.230
12	1	3:04.926	54.035	1:23.254	47.637	136.3	42:12.156
13	1	3:26.407 B	55.249	1:33.010	58.148	122.2	45:38.563

331 — FORD Mustang, CT10
1.Bas JANSEN
2.Marcel VAN LAARHOVEN
3.Jac MEEUWISSEN

Lap	D	Time	Sector 1	Sector 2	Sector 3	Kph	Elapsed
1	1	7:30.616	5:08.758	1:29.940	51.918	55.0	7:30.616
2	1	3:15.566	56.636	1:28.681	50.249	128.9	10:46.182
3	1	3:10.710	55.325	1:26.198	49.187	132.2	13:56.892
4	1	3:09.256	54.937	1:25.438	48.881	133.2	17:06.148
5	1	15:04.255	59.017	1:32.092	...	27.9	32:10.403
6	1	3:15.542	57.879	1:27.365	50.298	128.9	35:25.945
7	1	3:18.886	56.848	1:30.752	51.286	126.8	38:44.831
8	1	3:20.436	56.405	1:27.376	56.655	125.8	42:05.267
9	1	3:15.431	56.788	1:28.998	49.645	129.0	45:20.698
10	1	3:27.909 B	56.868	1:28.206	1:02.835	121.3	48:48.607
11	1	9:54.118	7:22.596	1:35.113	56.409	42.4	58:42.725
12	1	3:24.537	58.473	1:33.080	52.984	123.3	1:02:07.262
13	1	3:25.577	58.202	1:34.086	53.289	122.7	1:05:32.839
14	1	3:25.194	58.739	1:31.199	55.256	122.9	1:08:58.033
15	1	3:31.892	1:01.228	1:35.652	55.012	119.0	1:12:29.925
16	1	3:45.585 B	1:00.867	1:33.643	1:11.075	111.8	1:16:15.510

616 — FORD Mustang Notchback, CT10
1.Armand ADRIAANS
2.Ad VERKUIJLEN

Lap	D	Time	Sector 1	Sector 2	Sector 3	Kph	Elapsed
1	1	6:07.760	3:42.484	1:34.683	50.593	67.4	6:07.760
2	1	3:12.438	54.208	1:28.325	49.905	131.0	9:20.198
3	1	3:10.913	54.294	1:26.730	49.889	132.1	12:31.111
4	1	3:28.627 B	55.071	1:30.399	1:03.157	120.9	15:59.738
5	1	11:51.854	9:27.857	1:33.629	50.368	35.4	27:51.592
6	1	3:08.697	52.784	1:27.551	48.362	133.6	31:00.289
7	1	3:06.891	53.255	1:25.981	47.655	134.9	34:07.180
8	1	3:05.927	53.095	1:25.114	47.718	135.6	37:13.107
9	1	3:41.461 B	58.687	1:32.565	1:10.209	113.9	40:54.568
10	1	25:22.864	...	1:34.078	51.297	16.6	1:06:17.432
11	1	3:36.428 B	52.356	1:32.429	1:11.643	116.5	1:09:53.860

771 — FORD Falcon Sprint, CT10
1.Alan GREENHALGH
2.Robin GREENHALGH

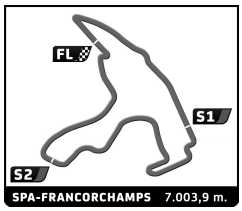

Spa Six Hours Endurance

SPA SIX HOURS

Qualifying

Analysis

Personal Best | Session Best | **B** Crossing the finish line in pit lane

Lap	D	Time	Sector 1	Sector 2	Sector 3	Kph	Elapsed
1	1	4:33.757	2:01.873	1:39.940	51.944	90.5	4:33.757
2	1	3:20.230	55.205	1:34.875	50.150	125.9	7:53.987
3	1	3:17.775	54.039	1:31.479	52.257	127.5	11:11.762
4	1	3:14.686	55.100	1:30.708	48.878	129.5	14:26.448
5	1	3:12.683	54.007	1:30.051	48.625	130.9	17:39.131
6	1	3:27.283 B	52.548	1:29.678	1:05.057	121.6	21:06.414
7	1	7:52.404	5:36.213	1:27.250	48.941	53.4	28:58.818
8	1	3:09.952	52.568	1:26.609	50.775	132.7	32:08.770
9	1	3:02.905	51.136	1:24.854	46.915	137.9	35:11.675
10	1	3:03.208	50.659	1:25.000	47.549	137.6	38:14.883
11	1	3:07.864	50.902	1:29.372	47.590	134.2	41:22.747
12	1	3:02.969	51.425	1:25.047	46.497	137.8	44:25.716
13	1	3:33.493 B	59.344	1:29.799	1:04.350	118.1	47:59.209
14	1	9:30.893	7:12.764	1:28.881	49.248	44.2	57:30.102
15	1	3:10.126	52.909	1:27.884	49.333	132.6	1:00:40.228
16	1	3:08.429	52.480	1:27.304	48.645	133.8	1:03:48.657
17	1	3:20.393	52.884	1:36.096	51.413	125.8	1:07:09.050
18	1	3:14.537	54.730	1:29.989	49.818	129.6	1:10:23.587
19	1	3:13.696	53.798	1:30.480	49.418	130.2	1:13:37.283
20	1	3:12.342	53.884	1:29.223	49.235	131.1	1:16:49.625
21	1	3:23.554 B	54.045	1:28.612	1:00.897	123.9	1:20:13.179

911 1.Diederik CEYSSENS
2.Jurgen VERMEULEN

PORSCHE 911
GTS11

Lap	D	Time	Sector 1	Sector 2	Sector 3	Kph	Elapsed
1	1	6:59.947				59.0	6:59.947
2	1	3:06.810				135.0	10:06.757
3	1	3:26.412 B				122.2	13:33.169
4	1	5:57.524	3:39.204	1:27.932	50.388	70.5	19:30.693
5	1	3:05.953	52.902	1:24.532	48.519	135.6	22:36.646
6	1	3:47.088 B	58.259	1:38.315	1:10.514	111.0	26:23.734
7	1	24:15.466	...	1:26.348	48.725	17.3	50:39.200
8	1	3:08.436	52.804	1:25.135	50.497	133.8	53:47.636
9	1	3:17.027 B	52.856	1:24.716	59.455	128.0	57:04.663

GRAF VON FABER-CASTELL

GRID 1
Spa Six Hours Endurance

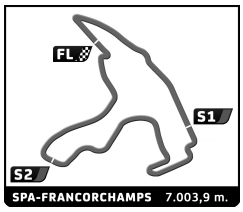

Spa Six Hours Endurance
SPA SIX HOURS
Race (360')

Final Starting Grid

Mark BATES	12	- 52 -			
2:43.101 Christian GL?SEL	24	- 51 -	96	3:12.206	Mark BURNETT
3:27.621 Mark MIDGLEY	56	- 50 -	110	3:29.234	Richard OWEN
3:24.315 Phil MULACEK	47	- 49 -	61	3:25.628	Arnold HERREMAN
3:17.841 John ALLEN	83	- 48 -	75	3:20.122	Olivier BLANPAIN
3:16.824 Luc GEEBELEN	37	- 47 -	48	3:17.652	Masakazu TOTSUKA
3:15.769 Didier FORRIER	49	- 46 -	77	3:16.205	Pablo BRIONES
3:15.743 Jos WYMEERSCH	51	- 45 -	161	3:15.750	Bob BINFIELD
3:14.497 Fr?d?ric DI EDIGIO	35	- 44 -	42	3:15.708	Till BECHTOLSHEIMER
3:13.166 Robert RAWE	18	- 43 -	45	3:13.858	Bernard FILLIERS
3:12.881 Alexandre VIRON	38	- 42 -	19	3:13.164	Emiel DE WEERDT
3:10.549 Nigel BATCHELOR	136	- 41 -	78	3:12.690	Geraint OWEN
3:10.381 John BURTON	25	- 40 -	64	3:10.469	Uwe KOLB
3:09.256 Bas JANSEN	331	- 39 -	28	3:09.502	Pierre-Etienne BORDET
3:08.807 Neil FOWLER	91	- 38 -	70	3:09.120	Paul LEJEUNE
3:08.389 Mike THORNE	44	- 37 -	97	3:08.520	Frank DEPTA
3:07.221 Simon CRIPPS	41	- 36 -	100	3:08.193	Bernd GEORGI
3:06.805 Jeremy COOKE	86	- 35 -	17	3:07.002	Richard FRANKEL
3:05.953 Diederik CEYSSENS	911	- 34 -	207	3:06.762	Crispin HARRIS
3:05.771 Armand LINSTER	33	- 33 -	616	3:05.927	Armand ADRIAANS
3:05.539 Christian Graf Von WEDEL	31	- 32 -	95	3:05.704	John BENNETT
3:04.926 Sjoerd PEEREBOOM	219	- 31 -	71	3:05.278	Simon OREBI GANN
3:04.188 Nikolaus DITTING	93	- 30 -	50	3:04.601	Brian WHITE
3:02.905 Alan GREENHALGH	771	- 29 -	14	3:03.739	George MILLER
3:02.413 Nick SLEEP	72	- 28 -	26	3:02.457	Lee PENSON
3:02.228 Christopher GODDARD	144	- 27 -	52	3:02.343	Peter M?LDER
3:01.707 Nicholas RUDDELL	65	- 26 -	15	3:01.711	Robert HAMILTON
3:01.631 Ga?tan WOITRIN	111	- 25 -	32	3:01.647	Jonathan FEIBER
3:01.201 Keith AHLERS	29	- 24 -	69	3:01.280	Jos? BELTRAMELLI
3:00.386 Henry HAMUNEN	22	- 23 -	57	3:00.487	Robin WARD
3:00.154 Eric DOUART	54	- 22 -	186	3:00.196	David SMITHIES

SEPTEMBER 25, 26, 27, 28, 29 • 2019

GRAF VON FABER-CASTELL

GRID 1
Spa Six Hours Endurance

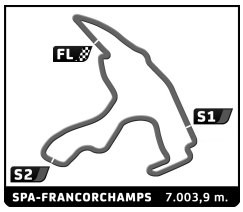

Spa Six Hours Endurance
SPA SIX HOURS
Race (360')

Final Starting Grid

3:00.012 Rob FENN	166	- 21 -	20	3:00.146 Christian DUMOLIN
2:58.909 Michel DUPONT	62	- 20 -	79	2:59.407 Christiaen VAN LANSCHOT
2:58.624 Alain JADOT	92	- 19 -	67	2:58.628 Philippe VERMAST
2:57.970 David TOMLIN	85	- 18 -	40	2:58.564 Martin HUNT
2:57.755 Gon?alo GOMES	112	- 17 -	27	2:57.789 Stefan ZIEGLER
2:57.165 Lukas HALUSA	63	- 16 -	73	2:57.454 Kees SELDERS
2:56.116 Katarina KYVALOVA	58	- 15 -	89	2:56.694 Michael GRAY
2:55.935 Martin EYEARS	169	- 14 -	76	2:56.011 Shaun LYNN
2:55.838 Michael SCHRYVER	11	- 13 -	13	2:55.857 Graham WILSON
2:55.455 Nicholas PADMORE	87	- 12 -	74	2:55.530 Diider GRUAU
2:54.423 Michael BIRCH	160	- 11 -	133	2:54.556 Anthony HANCOCK
2:53.596 Wolfgang FRIEDRICHS	80	- 10 -	99	2:54.414 Alexis DE BEAUMONT
2:51.897 Martin MELLING	55	- 9 -	46	2:51.950 Nigel REUBEN
2:51.001 Jon MINSHAW	23	- 8 -	84	2:51.091 Maxime GUENAT
2:50.277 Georg NOLTE	81	- 7 -	16	2:50.732 John CLARK
2:49.537 Thierry DE LATRE DU BOSQUEAU	30	- 6 -	9	2:49.943 Richard MEINS
2:48.399 Karsten LE BLANC	36	- 5 -	197	2:48.765 Rui MACEDO SILVA
2:45.326 Michael FUNKE	21	- 4 -	7	2:46.915 Craig DAVIES
2:43.942 Oliver BRYANT	10	- 3 -	2	2:43.944 Philip WALKER
2:43.252 David HART	8	- 2 -	5	2:43.369 Tony WOOD
2:42.634 Jim FARLEY	98	- 1 -	1	2:42.846 Marcus Count OEYNHAUSEN

Pole

Stewards	Timekeeper: Alberto Estébanez

SEPTEMBER 25, 26, 27, 28, 29 • 2019

GRAF VON FABER-CASTELL

GRID 1

Spa Six Hours Endurance



Spa Six Hours Endurance

SPA SIX HOURS

Race

Lap Chart

Nr	Pos	Grid	LAP 1	2	3	4	5	6	7	8	9	10	11	12	13	14	15	16	17	18	19	20	21	22	23	24	25	26	27	28	29	30	31	32
98	1	98	1	2	2	2	2	2	2	2	2	2	2	2	2	2	2	2	2	2	2	2	1	1	1	1	1	1	1	1	1	1	1	1
1	2	1	2	1	1	1	1	8	8	8	8	8	1	1	1	1	1	1	1	1	1	1	2	2	2	2	2	2	2	93	93	93	93	93
8	3	8	8	8	8	8	8	1	1	1	1	1	8	8	8	8	8	8	8	8	5	5	5	5	5	5	5	5	5	5	5	5	5	5
5	4	5	5	5	5	5	5	5	5	5	5	5	5	5	5	5	5	5	5	5	23	23	23	93	93	93	93	93	93	2	23	23	23	23
10	5	10	10	10	10	10	10	10	10	10	23	23	23	23	23	23	23	23	23	23	93	93	93	23	23	23	23	23	23	23	197	197	10	10
2	6	2	7	23	23	23	23	23	23	23	10	10	197	197	197	93	93	93	93	93	197	197	197	197	197	197	197	197	197	197	10	10	80	80
21	7	21	23	197	197	197	197	197	197	197	197	197	10	93	93	197	197	197	10	10	10	10	10	10	10	10	10	10	10	10	80	80	84	197
7	8	7	197	80	80	80	80	80	80	80	93	93	93	10	10	10	10	10	197	197	80	80	80	80	80	80	80	80	80	80	84	84	197	13
36	9	36	36	30	30	30	93	93	93	93	80	80	80	80	80	80	80	80	80	80	84	84	84	84	84	84	84	84	84	84	13	13	13	87
197	10	197	80	36	36	36	30	84	84	84	84	84	84	84	84	84	84	84	84	84	30	30	36	36	36	13	13	13	13	13	87	87	87	58
30	11	30	30	9	160	93	36	30	30	30	36	36	36	36	36	36	36	30	30	30	36	36	13	13	13	36	99	99	99	87	99	58	58	76
9	12	9	98	160	84	84	84	36	36	36	30	30	30	30	30	30	30	36	36	36	13	13	99	99	99	99	87	87	87	99	58	99	99	99
81	13	81	9	46	46	160	160	160	160	99	99	99	99	99	46	46	46	13	13	13	46	46	87	87	87	87	58	58	58	58	76	76	76	2
16	14	16	16	99	9	46	46	99	99	46	46	46	46	46	99	13	13	46	46	46	99	99	76	76	76	58	76	76	76	76	2	2	2	166
23	15	23	160	84	93	99	99	46	46	13	13	13	74	74	13	99	99	99	99	99	92	92	58	58	58	76	69	69	95	69	95	95	95	95
84	16	84	46	98	99	9	13	74	13	74	74	74	13	13	74	74	58	58	58	92	58	58	46	112	112	69	166	95	69	95	166	166	166	9
55	17	55	99	13	13	13	74	13	74	58	58	58	58	58	58	58	74	92	92	58	76	76	92	92	69	166	95	166	166	166	69	186	186	186
46	18	46	13	87	98	98	9	58	58	9	76	76	76	92	92	92	92	74	76	76	87	87	112	69	166	112	9	186	186	186	186	9	9	92
80	19	80	84	16	87	74	58	9	9	76	92	92	92	76	76	76	76	76	87	87	112	112	9	166	95	95	186	9	9	9	9	27	27	30
99	20	99	74	74	74	58	98	98	76	92	9	9	87	87	87	87	87	87	98	112	26	26	69	95	92	9	27	27	27	27	27	92	92	98
160	21	160	87	58	58	76	76	76	92	98	98	87	9	98	98	98	98	98	74	26	9	9	95	9	9	186	92	92	92	92	92	12	30	85
133	22	133	76	76	16	16	16	92	98	87	87	98	98	9	9	9	9	9	9	9	69	69	166	186	186	92	40	40	12	12	12	85	85	67
87	23	87	58	93	76	92	92	87	87	27	27	27	7	26	26	26	26	26	26	69	95	95	26	27	27	27	12	12	85	85	85	30	12	63
74	24	74	133	92	92	87	87	27	27	11	11	7	27	27	112	112	112	112	112	95	166	166	186	40	40	40	85	85	63	30	30	98	98	911
11	25	11	11	133	133	27	27	11	11	133	26	26	26	69	69	69	69	69	69	166	186	186	27	12	12	12	63	63	67	63	63	63	63	70
13	26	13	92	11	11	11	11	133	133	26	7	11	69	112	27	166	95	95	95	186	27	27	40	14	14	85	67	67	30	67	67	67	67	22
169	27	169	89	27	27	133	133	40	40	7	133	133	11	166	166	95	166	166	166	27	40	40	12	85	63	63	133	133	133	15	98	911	911	40
76	28	76	85	89	57	57	40	26	26	40	69	69	112	95	95	27	186	186	186	40	63	63	63	63	85	14	31	911	911	911	911	70	70	33
58	29	58	63	57	40	40	26	85	85	69	40	112	133	186	186	186	27	27	27	63	14	14	14	67	67	67	911	30	15	133	15	31	31	616
89	30	89	27	40	89	89	85	69	69	85	166	166	166	40	40	40	40	40	40	14	85	12	85	133	133	133	15	15	31	31	31	22	22	89
63	31	63	93	63	54	26	89	89	89	166	112	85	85	63	63	63	63	63	63	85	12	85	31	89	31	31	30	31	70	70	70	33	33	331
73	32	73	40	85	85	85	63	166	166	89	85	40	186	89	67	89	14	14	14	12	89	31	67	911	911	911	70	70	22	98	22	616	40	72
112	33	112	169	54	63	54	69	63	63	112	89	186	40	133	89	67	89	85	85	74	67	67	89	31	15	15	89	22	33	22	33	40	616	36
27	34	27	54	22	26	63	166	67	7	63	186	63	95	11	11	11	67	12	12	89	31	89	133	15	89	70	22	89	89	33	616	331	331	25
85	35	85	57	69	22	69	186	186	67	186	63	95	63	67	85	85	85	89	89	67	11	11	911	70	70	89	33	33	616	616	331	89	89	133
40	36	40	73	26	69	186	67	95	112	67	95	89	89	85	133	14	11	67	67	31	133	133	11	22	22	22	616	616	98	331	40	72	72	84
92	37	92	22	186	186	166	22	112	186	95	67	67	67	14	14	133	12	133	31	11	22	911	70	33	33	33	331	331	331	89	89	71	71	65
67	38	67	166	166	166	22	112	22	95	22	22	22	22	31	31	31	133	11	11	133	911	70	15	11	616	30	771	771	40	40	72	133	25	50
62	39	62	69	67	67	67	95	7	22	911	14	14	14	22	12	12	31	31	133	22	15	15	22	616	771	616	72	98	771	72	71	25	133	32
79	40	79	186	29	112	112	911	31	911	14	31	31	31	12	22	22	22	22	22	911	44	22	33	331	30	331	71	72	72	71	133	65	36	11
166	41	166	26	911	29	95	29	911	14	31	29	29	12	29	29	29	29	911	911	15	70	33	616	771	331	771	98	71	71	65	25	36	65	15
20	42	20	62	169	911	29	31	29	31	29	12	12	29	911	911	911	911	15	15	44	33	616	331	30	72	72	65	65	65	25	65	50	50	64
54	43	54	29	73	31	911	7	14	29	15	15	911	911	15	15	15	15	33	44	70	616	331	771	72	65	71	50	25	25	50	50	32	32	42
186	44	186	79	112	95	31	14	15	15	12	911	15	15	33	33	33	33	44	70	33	331	771	72	71	71	65	25	50	50	32	36	11	11	219
22	45	22	65	79	79	14	54	33	33	33	33	33	33	44	44	44	44	70	33	616	50	72	65	65	50	98	28	28	28	11	32	15	15	96
57	46	57	15	31	73	79	33	72	72	72	44	44	44	50	50	70	70	616	616	331	72	44	30	50	98	50	219	32	32	36	11	64	64	35
29	47	29	112	65	65	33	15	79	12	44	72	72	72	616	70	50	50	50	331	50	771	65	71	25	11	25	11	219	11	219	219	19	19	29
69	48	69	67	15	15	15	79	65	44	50	50	50	50	72	616	616	616	331	50	207	207	71	50	98	25	11	32	11	219	28	64	100	42	112
111	49	111	911	95	33	65	65	12	79	616	616	616	616	70	331	331	331	207	207	96	96	50	25	28	28	28	100	100	36	19	19	42	219	12
32	50	32	20	33	14	7	50	50	65	79	331	331	331	331	72	207	207	96	96	72	65	28	28	219	219	219	19	19	100	64	100	17	35	69
65	51	65	95	72	169	50	72	44	50	331	70	70	70	207	207	72	72	72	72	771	71	25	219	32	32	32	64	64	19	100	17	219	96	18
15	52	15	144	50	50	72	73	73	616	65	79	207	207	79	79	96	96	771	771	65	219	219	32	100	100	100	17	36	64	17	42	35	29	14
144	53	144	72	14	72	73	44	616	207	207	207	79	79	65	96	79	79	79	65	71	28	32	98	19	19	19	42	17	17	42	35	96	112	51
52	54	52	771	20	20	71	12	207	331	70	65	65	65	71	65	65	771	65	71	219	32	100	100	64	64	64	14	42	42	35	29	29	18	78
72	55	72	71	71	71	44	616	331	71	71	71	71	71	96	71	771	65	71	219	28	25	64	19	42	42	17	112	35	35	112	112	112	69	169
26	56	26	31	144	44	20	207	71	70	219	771	771	96	771	771	71	71	219	28	32	100	19	64	17	17	42	36	14	112	29	96	136	136	207
771	57	771	50	771	219	616	71	70	73	771	219	96	771	219	219	219	219	29	79	25	161	42	42	18	18	18	18	112	44	91	91	14	14	27
14	58	14	14	219	771	207	331	219	219	73	73	219	219	32	32	32	32	28	32	161	42	98	17	35	35	35	35	44	14	96	14	18	51	20
93	59	93	33	32	616	12	20	20	771	20	96	73	32	100	100	28	28	32	25	100	19	17	18	73	73	44	44	29	29	14	136	69	78	91
50	60	50	219	44	207	169	219	771	20	96	20	32	100	28	161	161	161	25	161	42	64	18	35	44	44	91	91	91	91	136	18	51	169	45

SEPTEMBER 25, 26, 27, 28, 29 • 2019



Spa Six Hours Endurance

SPA SIX HOURS

Race

Lap Chart

219	61	219	52	62	144	219	70	144	144	32	32	100	28	161	28	100	25	161	100	19	17	35	73	91	91	29	29	136	96	18	51	78	207	73
71	62	71	32	52	70	70	771	48	96	100	100	20	161	42	25	25	100	100	42	64	18	73	91	29	29	136	136	96	136	51	78	169	91	136
31	63	31	616	616	331	331	100	32	32	144	161	28	73	25	42	42	42	42	19	17	35	91	44	136	136	51	96	18	18	78	169	207	20	161
95	64	95	207	331	7	771	144	100	100	28	28	161	42	17	17	17	17	19	64	18	49	136	29	51	51	96	51	51	51	169	207	91	73	41
33	65	33	331	207	32	32	32	96	28	161	42	42	17	19	19	19	19	64	17	35	73	29	136	78	78	78	78	78	78	207	73	73	45	771
616	66	616	44	42	12	144	169	28	161	42	17	17	19	7	18	18	64	17	18	49	98	51	51	97	96	169	169	169	169	73	45	20	161	83
911	67	911	42	70	42	42	42	161	42	17	19	19	25	73	64	64	18	18	35	73	52	78	78	96	169	207	207	207	207	45	20	45	771	52
207	68	207	100	100	100	100	28	42	48	48	25	25	18	18	73	73	35	35	49	52	136	97	97	169	207	73	73	73	73	20	161	161	41	100
86	69	86	70	28	28	28	48	169	17	18	48	48	48	64	35	35	73	73	73	98	91	169	169	207	161	161	45	45	45	161	771	771	83	19
17	70	17	28	17	62	48	96	17	169	19	144	18	20	35	48	49	49	49	52	136	51	96	96	161	45	45	161	161	161	771	41	41	52	61
41	71	41	17	12	19	19	161	19	19	169	18	136	136	48	49	78	78	78	78	91	29	207	207	45	75	83	83	20	20	41	83	83	100	75
100	72	100	19	19	52	96	19	52	18	25	52	169	64	52	78	52	52	52	169	110	78	161	161	75	83	41	41	83	83	83	28	52	61	38
44	73	44	161	161	161	161	17	18	52	52	136	64	52	49	52	169	169	169	136	51	110	75	75	83	41	75	20	41	41	52	52	28	77	97
97	74	97	35	7	48	52	52	136	136	136	169	52	169	78	169	48	136	136	91	78	97	83	83	48	48	20	48	48	48	48	61	61	75	17
91	75	91	136	48	17	17	18	25	25	35	64	35	35	169	136	136	110	91	110	29	169	48	45	41	20	48	56	52	52	61	77	77	38	46
70	76	70	78	35	96	18	136	35	35	78	35	78	78	136	110	110	91	110	51	97	74	45	48	56	56	56	52	56	56	56	38	38	97	110
331	77	331	18	96	18	136	35	78	78	49	78	49	49	110	41	51	51	51	29	45	75	41	41	20	61	52	61	61	61	38	75	75	17	77
28	78	28	51	18	136	62	62	49	49	64	49	110	110	41	51	91	83	83	97	169	83	56	56	54	52	61	38	38	38	77	97	97	110	37
25	79	25	48	136	78	35	78	62	64	62	110	41	41	51	91	83	45	97	45	75	48	54	54	61	38	38	77	77	77	75	110	110	46	144
64	80	64	96	78	35	78	49	64	62	51	41	51	51	91	83	45	97	45	83	48	45	61	61	52	77	77	75	75	75	97	62	62	62	62
136	81	136	12	49	49	49	25	110	51	110	51	91	91	83	45	97	38	54	54	83	41	52	20	38	97	97	97	97	97	110	46	46	37	56
78	82	78	49	51	51	51	51	51	110	41	62	83	83	45	38	38	54	38	38	41	56	20	52	77	110	110	110	110	110	62	37	37	144	48
38	83	38	38	38	110	25	64	41	41	91	91	45	45	38	97	54	61	61	61	37	61	38	38	110	62	62	62	62	62	37	144	144	56	28
19	84	19	45	45	38	110	110	86	83	45	83	38	38	97	61	61	48	75	75	56	54	79	77	62	37	37	37	37	37	46	56	56	48	44
18	85	18	37	110	45	64	41	83	45	83	45	97	97	61	54	75	75	48	48	61	38	77	110	46	46	46	46	46	46	144	48	48	28	
45	86	45	110	37	37	38	86	45	91	38	38	62	62	75	75	62	37	37	37	54	79	110	62	144	144	144	144	144	144	44	44	44	44	
35	87	35	83	83	83	41	83	38	38	97	97	75	61	62	62	37	62	56	56	38	20	62	144	37	47	47	47	47						
42	88	42	77	75	64	45	45	91	37	75	75	61	75	54	37	56	56	41	41	79	77	144	37	47										
51	89	51	56	41	25	83	38	37	97	61	61	37	37	37	56	41	41	86	86	20	62	37	47											
161	90	161	75	64	41	86	37	75	75	37	37	54	54	56	86	86	86	77	77	77	144	47												
49	91	49	86	86	86	37	91	97	61	56	56	56	56	86	77	77	77	20	20	62	37													
77	92	77	41	25	75	75	75	61	56	54	54	86	86	77	20	20	20	62	62	144	47													
37	93	37	64	77	91	91	97	56	77	86	86	77	77	20	144	144	144	144	144	47														
48	94	48	25	56	77	97	61	77	54	77	77	144	144	144	47	47	47	47	47															
83	95	83	91	91	56	77	77	54	81	47	47	47	47	47																				
75	96	75	81	97	97	56	56	81	86																									
47	97	47	97	81	61	61	81	47	47																									
61	98	61	61	61	81	81	47																											
56	99	56	47	47	47	47																												
110	100	110																																
24	101	24																																
96	102	96																																
12	103	12																																



Spa Six Hours Endurance

SPA SIX HOURS

Race

Lap Chart

LAP

Nr	Pos	33	34	35	36	37	38	39	40	41	42	43	44	45	46	47	48	49	50	51	52	53	54	55	56	57	58	59	60	61	62	63	64	65
98	1	1	1	1	1	1	1	1	1	1	23	80	2	2	2	2	2	2	2	2	2	2	2	2	2	2	2	2	2	2	2	2	2	2
1	2	93	93	5	5	5	5	5	23	23	10	2	80	80	80	1	1	1	1	1	1	1	1	1	1	1	1	1	1	1	1	1	1	1
8	3	5	5	93	23	23	23	23	10	10	80	1	1	1	1	80	80	80	80	5	5	5	5	5	80	80	80	80	5	5	5	5	5	5
5	4	23	23	23	10	10	10	10	80	80	2	5	5	98	98	98	98	5	5	80	80	80	80	80	30	5	5	5	80	23	23	23	23	23
10	5	10	10	10	80	80	80	80	2	2	1	98	98	5	5	5	5	30	30	30	30	30	30	30	5	23	23	23	23	10	10	10	10	10
2	6	80	80	80	58	58	87	87	87	5	5	87	30	30	30	30	30	87	87	87	87	23	23	23	23	87	87	87	93	93	93	93	93	93
21	7	13	13	13	87	87	2	2	76	98	98	30	87	87	87	87	87	76	76	23	23	87	87	87	87	93	93	93	10	80	80	80	80	80
7	8	197	58	58	76	76	76	76	5	87	87	76	76	76	76	76	76	23	23	76	76	93	93	93	93	10	10	10	87	63	63	63	63	63
36	9	58	197	87	13	2	58	98	98	76	76	92	92	92	23	23	23	93	93	93	93	76	10	10	10	76	76	63	63	98	98	30	30	30
197	10	87	87	197	197	98	98	30	30	30	30	23	23	23	93	93	93	10	10	10	10	10	76	76	76	133	133	98	98	30	30	98	98	98
30	11	76	76	76	2	30	30	13	92	92	92	166	93	93	92	166	166	166	166	40	40	40	40	40	133	63	63	9	30	9	9	133	133	133
9	12	2	2	2	9	9	13	92	13	166	166	93	166	166	166	92	10	40	40	166	166	166	166	166	63	98	98	30	9	69	69	69	166	166
81	13	166	166	166	98	13	92	166	166	93	93	40	40	40	40	10	40	133	133	133	133	133	133	133	98	9	9	166	69	166	133	166	69	40
16	14	9	9	9	30	92	166	93	93	40	40	186	10	10	10	40	133	13	13	63	63	63	63	63	9	30	30	69	166	133	166	40	40	87
23	15	30	98	98	92	166	93	67	40	186	186	10	13	13	133	133	13	63	63	13	13	9	98	98	166	166	166	40	133	40	40	87	87	27
84	16	92	30	30	166	67	67	40	186	84	84	13	133	133	13	13	63	9	9	9	9	98	9	9	15	219	69	133	40	27	27	27	27	112
55	17	98	92	92	67	93	40	186	911	13	13	133	63	63	63	63	9	98	98	98	98	197	50	50	219	69	40	27	27	87	87	58	58	58
46	18	85	85	85	93	40	186	911	84	133	133	84	50	50	50	50	50	50	50	50	197	50	15	15	69	40	27	58	58	186	186	186	112	50
80	19	67	67	67	911	186	911	33	33	63	63	63	15	9	9	9	15	197	197	197	50	15	219	219	40	27	186	186	186	58	58	112	50	15
99	20	911	911	911	186	911	70	84	25	11	11	50	9	15	15	15	96	96	15	15	15	219	69	69	27	186	58	12	112	112	112	50	15	186
160	21	186	186	186	40	70	33	70	331	50	50	15	96	96	96	96	197	15	96	96	96	69	27	27	186	11	11	112	12	12	12	15	186	219
133	22	70	40	40	70	22	22	25	133	15	15	9	219	219	219	219	219	219	219	219	219	27	186	186	11	58	12	50	50	50	50	219	219	89
87	23	40	70	70	22	33	84	331	63	96	96	96	197	197	197	197	20	20	20	20	20	186	11	11	58	12	112	15	15	15	15	89	89	9
74	24	22	22	22	33	84	331	133	11	219	9	219	58	58	20	20	69	69	69	69	69	11	58	58	12	72	50	219	219	219	219	9	9	11
11	25	33	33	33	89	89	25	63	50	9	219	58	69	20	69	69	92	92	92	92	92	58	112	112	72	50	72	89	89	89	89	11	11	72
13	26	89	89	89	616	331	133	11	32	58	58	197	20	69	58	58	58	58	27	27	27	112	12	12	50	112	15	67	67	11	11	72	72	67
169	27	616	616	616	331	25	63	32	15	69	197	69	112	112	112	112	112	112	58	58	11	12	72	72	112	15	219	96	11	67	67	67	67	96
76	28	331	331	331	84	616	11	50	96	197	69	20	18	18	169	169	27	27	112	112	169	92	99	99	89	89	89	11	96	72	72	96	96	25
58	29	72	72	72	72	72	32	15	58	112	112	112	169	169	18	27	169	169	11	169	186	72	89	89	67	67	96	72	72	96	96	25	25	911
89	30	25	25	84	25	133	50	58	219	18	20	18	11	11	11	11	11	11	169	11	58	99	67	67	96	96	67	25	25	25	25	911	911	22
63	31	84	84	25	133	63	15	96	9	20	18	169	12	12	27	18	12	12	186	186	112	89	96	96	33	33	33	33	33	911	911	22	22	69
73	32	133	133	133	63	11	42	219	69	169	169	11	27	27	12	12	18	18	12	12	12	67	33	33	25	25	25	95	911	95	22	33	99	99
112	33	63	63	63	11	32	96	9	112	12	12	12	186	186	186	186	186	186	18	78	78	96	41	25	95	95	95	911	95	22	95	99	33	33
27	34	50	11	11	50	50	219	29	197	27	27	27	78	78	78	78	78	78	78	72	72	41	25	95	22	911	911	22	22	33	33	46	12	12
85	35	11	50	50	32	64	9	69	18	78	78	78	207	207	72	72	72	72	72	99	99	33	95	91	91	22	22	100	100	99	99	12	207	207
40	36	32	32	32	64	15	29	12	169	207	207	207	72	72	99	99	99	99	99	89	89	25	91	22	911	100	100	99	99	100	46	207	616	616
92	37	65	64	64	15	42	12	112	20	42	42	42	42	99	73	73	73	89	89	67	67	95	22	911	100	99	99	207	46	46	207	616	41	41
67	38	15	15	15	42	96	69	18	12	29	45	72	99	73	89	89	89	67	67	41	41	91	911	100	65	65	65	46	207	207	41	41	78	771
62	39	64	42	42	96	219	112	197	27	45	72	99	89	42	67	67	67	41	41	33	33	22	100	65	207	207	207	65	41	41	616	78	771	78
79	40	42	219	219	219	29	18	169	78	72	29	89	73	89	42	136	41	33	33	25	25	911	65	207	99	46	46	41	616	616	78	771	91	91
166	41	219	96	96	29	12	197	20	42	14	99	73	67	67	136	33	33	95	95	95	95	771	97	97	46	616	41	78	78	78	771	91	51	51
20	42	96	29	29	112	112	169	42	207	67	67	67	33	136	33	41	95	91	91	91	91	100	207	46	78	41	78	616	19	19	51	51	42	42
54	43	29	35	112	12	69	20	78	29	99	14	14	14	33	41	14	91	25	25	22	22	65	51	51	616	78	17	19	771	771	91	42	97	97
186	44	35	112	12	69	18	78	27	14	73	89	33	136	41	52	42	14	771	771	771	771	97	46	616	41	17	616	17	51	51	42	97	14	14
22	45	112	12	69	18	197	27	207	45	89	73	136	41	14	14	95	771	22	22	911	911	207	616	78	19	19	19	771	91	91	14	14	100	100
57	46	12	69	18	169	169	207	14	72	33	33	41	52	52	91	91	25	911	911	100	100	51	78	19	17	771	771	51	42	42	97	95	95	95
29	47	69	18	169	78	78	14	45	67	136	136	29	91	91	95	771	22	100	100	65	65	46	19	17	771	51	51	91	14	14	100	100	52	52
69	48	18	51	78	51	20	45	72	73	41	41	52	83	83	771	22	42	70	65	97	97	616	17	41	51	91	91	52	97	97	64	52	161	161
111	49	14	78	51	20	51	72	73	99	91	91	83	95	95	22	25	911	65	51	207	207	78	73	771	52	52	52	42	64	64	52	64	64	144
32	50	51	169	14	14	27	73	99	89	83	83	91	771	771	25	911	100	51	97	51	51	19	771	52	64	42	42	64	52	52	161	161	144	197
65	51	78	14	20	27	207	99	89	136	95	95	95	22	22	911	70	70	207	207	46	46	17	32	32	42	64	64	14	161	161	144	144	197	64
15	52	169	207	207	207	14	89	136	41	52	52	771	25	25	70	100	65	97	331	616	616	73	52	64	32	14	14	97	144	144	197	197	46	46
144	53	207	20	27	45	45	136	91	91	771	771	25	911	911	100	161	51	331	46	19	19	32	64	42	14	97	97	161	73	197	73	73	73	73
52	54	27	27	45	73	73	91	41	83	911	25	22	161	70	161	65	331	46	616	17	17	144	35	14	97	161	161	144	197	73	77	32	32	29
72	55	20	45	73	99	99	51	95	95	51	911	911	70	161	51	51	207	616	19	73	73	52	42	37	161	37	37	73	77	77	32	17	17	17
26	56	45	73	91	91	136	41	83	771	25	22	161	51	100	65	331	97	19	17	144	144	64	14	161	37	144	144	197	17	17	17	29	29	32
771	57	73	91	99	136	91	95	51	52	161	51	70	100	51	331	207	616	73	73	32	32	35	37	144	144	73	73	77	38	32	38	38	38	38
14	58	91	99	136	95	95	83	771	51	22	161	51	65	65	207	97	46	17	32	52	52	42	161	73	73	77	77	38	32	38	29	48	35	35
93	59	99	136	95	41	41	771	52	161	70	70	100	331	331	97	616	19	75	144	64	64	14	144	77	77	197	197	32	29	29	48	35	77	65
50	60	136	95	41	83	83	161	161	70	100	100	65	97	97	616	19	17	38	64	35	35	37	77	38	197	38	38	75	75	48	35	77	65	77



Spa Six Hours Endurance

SPA SIX HOURS

Race

Lap Chart

219	61	95	65	83	771	771	52	22	22	65	65	331	19	19	19	46	75	32	52	42	42	161	38	197	38	75	75	29	48	35	62	65	19	19
71	62	161	161	161	161	161	100	100	100	331	331	97	616	616	17	17	38	144	35	14	14	77	56	75	75	56	32	48	35	62	65	19	37	37
31	63	41	41	771	52	52	65	65	65	32	97	32	32	17	46	75	32	64	42	37	37	56	75	56	56	32	29	35	62	169	19	37	136	136
95	64	83	83	52	100	100	35	19	19	97	32	19	17	32	75	32	64	35	14	161	161	38	197	29	29	29	56	62	169	65	37	136	48	48
33	65	771	771	100	65	65	19	97	97	19	19	616	75	75	32	38	35	52	37	77	77	75	48	48	48	48	48	37	65	37	136	56	56	56
616	66	52	52	65	35	35	64	35	616	616	616	17	46	46	38	64	144	42	161	56	56	48	29	35	35	35	35	169	37	136	56	28	61	61
911	67	100	100	35	19	19	97	64	35	35	17	75	38	38	64	35	52	14	70	75	75	29	62	62	62	62	62	136	136	56	28	61	45	45
207	68	19	19	19	97	97	616	616	64	17	75	35	35	64	35	144	37	37	29	38	38	62	169	169	169	169	169	56	56	28	61	45	28	
86	69	61	61	97	75	75	75	17	17	64	35	64	64	35	144	52	161	161	77	48	48	169	136	136	136	136	136	28	28	61	45			
17	70	75	75	75	17	17	17	75	75	75	64	38	144	144	37	37	29	29	56	29	29	110	28	28	28	28	28	61	61	45	75			
41	71	38	97	38	38	38	38	38	38	38	38	46	37	37	29	29	77	77	75	62	62	136	61	61	61	61	61	45	45	75	331			
100	72	97	38	17	46	46	46	46	46	46	46	144	29	29	77	77	56	56	38	110	110	61	45	45	45	45	45	331	331	331	110			
44	73	17	17	46	144	144	144	144	144	144	144	37	77	77	56	56	48	48	48	136	136	28	110	110	110	110	110	110	110	110				
97	74	46	46	144	37	37	37	37	37	37	37	77	48	56	48	48	136	136	62	61	61	45	331	331	331	331	331	70	70	70				
91	75	110	144	110	110	77	77	77	77	77	77	48	56	48	110	110	62	62	110	28	28	331	70	70	70	70	70							
70	76	144	110	37	62	56	56	56	56	48	48	56	110	110	62	62	110	110	136	45	45	70												
331	77	37	37	62	77	62	48	48	48	56	56	110	62	62	61	61	61	61	61	331	331	20												
28	78	62	62	77	56	48	62	62	62	110	110	62	61	61	28	28	28	28	28	70	70													
25	79	77	77	56	48	61	61	110	110	62	62	61	28	28	45	45	45	45	45															
64	80	56	56	48	61	110	110	61	61	61	61	45	45	45																				
136	81	48	48	61	28	28	28	28	28	28	28	28																						
78	82	28	28	28	85	85	85	85	85																									
38	83	44	44	44	44	44																												
19	84																																	
18	85																																	
45	86																																	
35	87																																	
42	88																																	
51	89																																	
161	90																																	
49	91																																	
77	92																																	
37	93																																	
48	94																																	
83	95																																	
75	96																																	
47	97																																	
61	98																																	
56	99																																	
110	100																																	
24	101																																	
96	102																																	
12	103																																	



Spa Six Hours Endurance

SPA SIX HOURS

Race

Lap Chart

LAP

Nr	Pos	66	67	68	69	70	71	72	73	74	75	76	77	78	79	80	81
98	1	2	2	5	5	5	5	5	2	2	2	2	2	2	2	2	2
1	2	5	5	23	23	2	2	2	23	10	10	10	10	10	10	10	
8	3	23	23	10	10	23	23	23	10	23	23	23	23	23	23	23	
5	4	10	10	2	2	10	10	10	93	93	93	93	93	1	1	1	
10	5	93	93	93	93	93	93	93	1	1	1	1	1	80	80		
2	6	1	1	1	1	1	1	1	80	80	80	80	80	93			
21	7	80	80	80	80	80	80	80	5	5	30	30	30				
7	8	63	30	30	30	30	30	30	30	30	133	133	133				
36	9	30	98	98	98	133	133	133	133	133	40	40	40				
197	10	98	133	133	133	40	40	40	40	40	112	112	112				
30	11	133	40	40	40	112	112	112	112	112	166	166					
9	12	40	87	87	166	166	166	166	166	166	9	9					
81	13	87	166	166	112	63	9	9	9	9	63	63					
16	14	166	112	112	63	9	63	63	63	63	186	186					
23	15	112	58	63	186	186	186	186	186	186	15	15					
84	16	58	63	186	9	15	15	15	15	15	11						
55	17	50	50	50	15	50	50	50	219	11	58						
46	18	186	186	15	50	219	219	219	50	89	89						
80	19	15	15	9	219	89	11	11	11	219	219						
99	20	219	219	219	89	11	89	89	89	58	72						
160	21	9	9	89	11	58	58	58	58	72	96						
133	22	89	89	11	58	72	72	72	72	50							
87	23	11	11	58	72	96	96	96	96	96							
74	24	72	72	72	96	25	69	69	69	69							
11	25	67	96	96	25	69	99	99	99	99							
13	26	96	67	25	69	99	12	12	12	12							
169	27	25	25	69	99	12	33	33	33	33							
76	28	911	69	99	911	33	911	207	207	207							
58	29	69	99	911	12	911	207	911	911								
89	30	99	911	33	33	207	41	41	41								
63	31	22	33	12	207	41	616	771	771								
73	32	33	12	207	41	616	771	616	616								
112	33	12	207	41	616	771	27	27	27								
27	34	207	616	616	771	27	78	78	78								
85	35	616	41	27	27	78	51	51	91								
40	36	41	27	771	78	51	91	91									
92	37	27	771	78	51	91	25	25									
67	38	771	78	91	91	67	67	67									
62	39	78	91	51	67	97	97	97									
79	40	91	51	67	97	14	14	14									
166	41	51	97	97	14	100	100	100									
20	42	42	42	14	100	42	22	22									
54	43	97	14	42	42	22	42	42									
186	44	14	100	100	22	52	52	52									
22	45	100	22	22	52	197	197	197									
57	46	95	52	52	197	95	46										
29	47	52	95	95	95	144	95										
69	48	144	197	197	144	46	144										
111	49	197	144	144	46	161	73										
32	50	161	161	46	161	73	161										
65	51	46	46	161	73	87	87										
15	52	73	73	73	87	29											
144	53	64	29	29	29	17											
52	54	29	17	17	17	32											
72	55	17	32	32	32												
26	56	32	38	38	38												
771	57	38	35	35	35												
14	58	35	64	64	64												
93	59	65	65	65													
50	60	77	77	77													

SEPTEMBER 25, 26, 27, 28, 29 • 2019



Spa Six Hours Endurance

SPA SIX HOURS

Race

Lap Chart

219	61	19	19
71	62	37	37
31	63	136	136
95	64	48	
33	65	56	
616	66		
911	67		
207	68		
86	69		
17	70		
41	71		
100	72		
44	73		
97	74		
91	75		
70	76		
331	77		
28	78		
25	79		
64	80		
136	81		
78	82		
38	83		
19	84		
18	85		
45	86		
35	87		
42	88		
51	89		
161	90		
49	91		
77	92		
37	93		
48	94		
83	95		
75	96		
47	97		
61	98		
56	99		
110	100		
24	101		
96	102		
12	103		

GRAF VON FABER-CASTELL

GRID 1
Spa Six Hours Endurance



Spa Six Hours Endurance
SPA SIX HOURS
Race
Analysis by lap

Lapped

Lap 1

Nr	Lap Time	Gap
1	3:15.885	
2	3:17.736	1.851
8	3:19.742	3.857
5	3:20.111	4.226
10	3:22.067	6.182
7	3:25.735	9.850
23	3:26.514	10.629
197	3:28.548	12.663
36	3:37.824	21.939
80	3:38.022	22.137
30	3:38.563	22.678
98	3:39.086	23.201
9	3:40.133	24.248
16	3:40.605	24.720
160	3:41.346	25.461
46	3:41.740	25.855
99	3:42.824	26.939
13	3:43.298	27.413
84	3:43.352	27.467
74	3:43.490	27.605
87	3:44.132	28.247
76	3:45.627	29.742
58	3:48.341	32.456
133	3:48.574	32.689
11	3:49.480	33.595
92	3:55.490	39.605
89	3:57.273	41.388
85	3:58.867	42.982
63	3:59.121	43.236
27	3:59.844	43.959
93	3:59.902	44.017
40	4:01.448	45.563
169	4:01.592	45.707
54	4:03.375	47.490
57	4:04.100	48.215
73	4:05.026	49.141
22	4:05.807	49.922
166	4:06.832	50.947
69	4:07.144	51.259
186	4:08.838	52.953
26	4:09.464	53.579
62	4:11.172	55.287
29	4:11.673	55.788
79	4:12.582	56.697
65	4:13.726	57.841
15	4:14.100	58.215
112	4:14.574	58.689
67	4:15.623	59.738
911	4:16.739	1:00.854
20	4:16.776	1:00.891
95	4:18.037	1:02.152
144	4:18.432	1:02.547
72	4:18.455	1:02.570
771	4:19.393	1:03.508
71	4:19.887	1:04.002
31	4:20.115	1:04.230
50	4:20.255	1:04.370
14	4:20.778	1:04.893
33	4:21.202	1:05.317
219	4:21.875	1:05.990
52	4:23.453	1:07.568
32	4:24.162	1:08.277
616	4:24.671	1:08.786
207	4:25.134	1:09.249
331	4:26.030	1:10.145
44	4:27.909	1:12.024
42	4:31.422	1:15.537
100	4:32.009	1:16.124
70	4:32.894	1:17.009
28	4:34.544	1:18.659
17	4:36.485	1:20.600
19	4:37.266	1:21.381
161	4:37.981	1:22.096
35	4:39.565	1:23.680
136	4:40.792	1:24.907
78	4:42.151	1:26.266
18	4:42.503	1:26.618
51	4:44.710	1:28.825
48	4:45.366	1:29.481
96	4:45.695	1:29.810
12	4:45.831	1:29.946
49	4:48.537	1:32.652
38	4:48.962	1:33.077
45	4:49.446	1:33.561
37	4:51.791	1:35.906
110	4:54.762	1:38.877
83	4:57.087	1:41.202
77	5:01.797	1:45.912
56	5:02.951	1:47.066
75	5:03.279	1:47.394
86	5:15.630	1:59.745
41	5:18.811	2:02.926
64	5:20.084	2:04.199
25	5:29.330	2:13.445
91	5:36.102	2:20.217
81	5:40.471	2:24.586
97	5:41.476	2:25.591
61	5:43.901	2:28.016

Lap 2

Nr	Lap Time	Gap
2	3:14.125	
1	3:17.157	1.181
8	3:16.407	4.288
5	3:17.778	6.028
10	3:18.746	8.952
23	3:20.851	15.504
197	3:21.657	18.344
80	3:21.849	28.010
30	3:27.437	34.139
36	3:29.257	35.220
9	3:29.563	37.835
160	3:29.322	38.807
46	3:29.788	39.667
99	3:30.647	41.610
84	3:31.386	42.877
98	3:35.719	42.944
13	3:32.638	44.075
87	3:32.663	44.934
16	3:36.958	45.702
74	3:34.615	46.244
58	3:30.302	46.782
76	3:33.120	46.886
93	3:20.841	48.882
92	3:28.631	52.260
133	3:36.377	53.090
11	3:36.197	53.816
27	3:28.835	56.818
89	3:38.512	1:03.924
57	3:32.422	1:04.661
40	3:37.259	1:06.846
63	3:39.610	1:06.870
85	3:42.008	1:09.014
54	3:37.723	1:09.237
22	3:37.116	1:11.062
69	3:36.673	1:11.956
26	3:34.794	1:12.397
186	3:36.765	1:13.742
166	3:40.560	1:15.531
67	3:34.609	1:18.371
29	3:40.602	1:20.414
911	3:36.212	1:21.090
169	3:52.849	1:22.580
73	3:50.461	1:23.626
112	3:41.167	1:23.880
79	3:44.043	1:24.764
31	3:38.169	1:26.423
65	3:45.756	1:27.621
15	3:46.404	1:28.643
95	3:42.621	1:28.797
33	3:42.254	1:31.595
72	3:45.621	1:32.215
50	3:44.548	1:32.942
14	3:44.480	1:33.397
20	3:48.878	1:33.793
71	3:46.908	1:34.934
144	3:50.681	1:37.252
771	3:50.347	1:37.879
219	3:47.919	1:37.933
32	3:46.161	1:38.462
44	3:43.026	1:39.074
62	4:00.463	1:39.774
52	3:49.193	1:40.785
616	3:48.242	1:41.052
331	3:47.633	1:41.802
207	3:48.752	1:42.025
42	3:43.276	1:42.837
70	3:42.088	1:43.121
100	3:44.004	1:44.152
28	3:42.147	1:44.830
17	3:42.932	1:47.556
12	3:34.417	1:48.387
19	3:44.334	1:49.739
161	3:44.647	1:50.767
7	5:00.175	1:54.049
48	3:40.598	1:54.103
35	3:48.360	1:56.064
96	3:42.600	1:56.434
18	3:46.325	1:56.967
136	3:48.820	1:57.751
78	3:48.537	1:58.827
49	3:45.396	2:02.072
51	3:51.570	2:04.419
38	3:52.944	2:10.045
45	3:53.468	2:11.053
110	3:50.736	2:13.637
37	3:56.918	2:16.848
83	3:52.839	2:18.065
75	3:56.869	2:28.287
41	3:43.023	2:29.973
64	3:43.121	2:31.344
86	3:49.529	2:33.298
25	3:37.618	2:35.087
77	4:05.861	2:35.797
56	4:06.026	2:37.116
91	3:45.762	2:50.003
97	3:46.260	2:55.875
81	3:51.093	2:59.703
61	3:49.681	3:01.721

Lap 3

Nr	Lap Time	Gap
2	3:13.758	
1	3:17.856	5.279
8	3:16.503	7.033
5	3:16.780	9.050
10	3:18.749	13.943
23	3:19.171	20.917
197	3:18.759	23.345
80	3:18.641	32.893
30	3:24.793	45.174
36	3:26.838	48.300
160	3:25.806	50.855
84	3:22.658	51.777
46	3:28.679	54.588
9	3:30.953	55.030
93	3:19.926	55.050
99	3:27.258	55.110
13	3:25.887	56.204
98	3:30.100	59.286
87	3:28.644	59.820
74	3:27.743	1:00.229
58	3:27.676	1:00.700
16	3:30.936	1:02.880
76	3:30.105	1:03.233
92	3:27.354	1:05.856
133	3:32.895	1:12.227
11	3:32.737	1:12.795
27	3:30.654	1:13.714
57	3:31.713	1:22.616
40	3:32.651	1:25.739
89	3:37.772	1:27.938
54	3:33.230	1:28.709
85	3:34.184	1:29.440
63	3:36.905	1:30.017
26	3:31.933	1:30.572
22	3:34.368	1:31.672
69	3:34.443	1:32.641
186	3:33.560	1:33.544
166	3:33.019	1:34.792
67	3:31.691	1:36.304
112	3:31.180	1:41.302
29	3:37.876	1:44.532
911	3:37.877	1:45.209
31	3:34.081	1:46.746
95	3:32.444	1:47.483
79	3:41.709	1:52.715
73	3:43.553	1:53.421
65	3:40.513	1:54.376
15	3:39.724	1:54.609
33	3:37.591	1:55.428
14	3:36.171	1:55.810
169	3:49.904	1:58.726
50	3:39.912	1:59.096
72	3:41.332	1:59.789
20	3:41.239	2:01.274
71	3:41.068	2:02.244
44	3:40.300	2:05.616
219	3:42.207	2:06.382
771	3:42.887	2:07.008
616	3:41.838	2:09.132
207	3:41.928	2:10.195
144	3:47.337	2:10.831
70	3:41.881	2:11.244
331	3:43.265	2:11.309
7	3:31.760	2:12.051
32	3:48.051	2:12.755
12	3:38.918	2:13.547
42	3:49.878	2:18.957
100	3:49.261	2:19.655
28	3:49.209	2:20.281
62	3:56.010	2:22.026
19	3:46.439	2:22.420
52	3:56.082	2:23.109
161	3:46.878	2:23.887
48	3:44.131	2:24.476
17	3:51.278	2:25.076
96	3:42.576	2:25.252
18	3:44.083	2:27.292
136	3:44.525	2:28.518
78	3:45.938	2:31.007
35	3:50.605	2:32.911
49	3:48.360	2:36.674
51	3:51.733	2:42.394
110	3:47.118	2:46.997



Spa Six Hours Endurance

SPA SIX HOURS

Race

Analysis by lap

Lapped

Nr	Lap Time	Gap
38	3:53.306	2:49.593
45	3:53.204	2:50.499
37	3:51.149	2:54.239
83	3:51.260	2:55.567
64	3:38.776	2:56.362
25	3:36.807	2:58.136
41	3:43.409	2:59.624
86	3:44.975	3:04.515
75	3:55.352	3:09.881

Lap 4

Nr	Lap Time	Gap
2	3:14.981	
91	3:45.619	1 Lap
1	3:16.865	7.163
77	4:00.444	1 Lap
56	3:59.706	1 Lap
8	3:16.469	8.521
97	3:43.809	1 Lap
5	3:19.391	13.460
10	3:20.042	19.004
23	3:18.828	24.764
61	3:52.317	1 Lap
197	3:18.518	26.882
81	3:56.518	1 Lap
80	3:20.736	38.648
30	3:25.346	55.539
36	3:23.389	56.708
93	3:16.990	57.059
84	3:23.233	1:00.029
160	3:26.747	1:02.621
46	3:28.608	1:08.215
99	3:28.986	1:09.115
9	3:29.084	1:09.133
13	3:28.316	1:09.539
98	3:27.527	1:11.832
74	3:26.948	1:12.196
58	3:27.304	1:13.023
76	3:27.578	1:15.830
16	3:29.065	1:16.964
92	3:26.830	1:17.705
87	3:40.365	1:25.204
27	3:29.687	1:28.420
11	3:31.787	1:29.601
133	3:33.380	1:30.626
57	3:29.501	1:37.136
40	3:30.770	1:41.528
89	3:33.525	1:46.482
26	3:32.289	1:47.880
85	3:34.760	1:49.219
54	3:36.345	1:50.073
63	3:35.548	1:50.584
69	3:33.901	1:51.561
186	3:33.963	1:52.526
166	3:33.465	1:53.276
22	3:37.589	1:54.280
67	3:33.148	1:54.471
112	3:32.326	1:58.647
95	3:29.456	2:01.958
29	3:35.303	2:04.854
911	3:36.283	2:06.511
31	3:36.889	2:08.654
14	3:34.026	2:14.855
79	3:39.779	2:17.513
33	3:38.860	2:19.307
15	3:41.728	2:21.356
65	3:42.900	2:22.295
7	3:25.776	2:22.846
50	3:38.980	2:23.095
72	3:39.792	2:24.600
73	3:47.104	2:25.544
71	3:41.093	2:28.356
44	3:37.933	2:28.568
20	3:46.294	2:32.587
616	3:38.908	2:33.059
207	3:38.272	2:33.486
12	3:35.774	2:34.340
169	3:50.955	2:34.700
219	3:44.231	2:35.632
70	3:39.700	2:35.963
331	3:40.184	2:36.512
771	3:45.427	2:37.454
32	3:41.783	2:39.557
144	3:43.716	2:39.566
42	3:39.541	2:43.517
100	3:39.793	2:44.467
28	3:41.511	2:46.811
48	3:38.777	2:48.272
19	3:42.265	2:49.704
96	3:39.809	2:50.080
161	3:42.580	2:51.486
52	3:46.822	2:54.950
17	3:45.829	2:55.924
18	3:44.610	2:56.921
136	3:43.847	2:57.384
62	3:51.217	2:58.262
35	3:42.292	3:00.222
78	3:46.687	3:02.713
49	3:42.493	3:04.186
51	3:46.576	3:13.989

Lap 5

Nr	Lap Time	Gap
2	3:16.537	
25	3:34.844	1 Lap
110	3:47.316	1 Lap
64	3:39.310	1 Lap
1	3:17.386	8.012
8	3:16.785	8.769
38	3:53.333	1 Lap
41	3:44.233	1 Lap
45	3:55.149	1 Lap
83	3:50.318	1 Lap
86	3:42.723	1 Lap
5	3:19.107	16.030
37	3:56.728	1 Lap
10	3:20.012	22.479
23	3:19.992	28.219
197	3:20.445	30.790
75	3:55.076	1 Lap
91	3:47.208	1 Lap
80	3:21.348	43.459
97	3:50.840	1 Lap
77	4:03.091	1 Lap
56	4:03.504	1 Lap
61	3:47.479	1 Lap
93	3:16.793	57.315
30	3:25.797	1:04.799
36	3:26.820	1:06.991
84	3:23.711	1:07.203
81	3:58.172	1 Lap
160	3:26.498	1:12.582
46	3:26.859	1:18.537
99	3:26.460	1:19.038
13	3:26.588	1:19.590
74	3:25.425	1:21.084
9	3:28.773	1:21.369
58	3:26.371	1:22.857
98	3:30.278	1:25.573
76	3:27.130	1:26.423
16	3:29.151	1:29.578
92	3:28.842	1:30.010
87	3:27.637	1:36.304
27	3:26.378	1:38.261
11	3:31.162	1:44.226
133	3:32.404	1:46.493
40	3:31.076	1:56.067
26	3:30.488	2:01.831
85	3:31.348	2:04.030
89	3:35.179	2:05.124
63	3:32.815	2:06.862
69	3:32.748	2:07.772
166	3:31.745	2:08.484
186	3:32.597	2:08.586
67	3:31.646	2:09.580
22	3:35.754	2:13.497
112	3:32.407	2:14.517
95	3:29.781	2:15.202
911	3:34.196	2:24.170
29	3:36.960	2:25.277
31	3:33.977	2:26.094
7	3:22.663	2:28.972
14	3:33.079	2:31.397
54	3:59.775	2:33.311
33	3:35.848	2:38.618
15	3:35.126	2:39.945
79	3:41.362	2:42.338
65	3:37.476	2:43.234
50	3:37.683	2:44.241
72	3:37.132	2:45.195
73	3:41.162	2:50.169
44	3:38.711	2:50.742
12	3:34.322	2:52.125
616	3:36.684	2:53.206
207	3:38.208	2:55.157
71	3:44.046	2:55.865
331	3:36.934	2:56.909
20	3:43.953	3:00.003
219	3:41.381	3:00.476
70	3:41.377	3:00.803
771	3:41.354	3:02.271
100	3:39.051	3:06.981
144	3:44.026	3:07.055
32	3:44.863	3:07.883
169	3:49.738	3:07.901
42	3:41.847	3:08.827
28	3:39.215	3:09.489
48	3:38.792	3:10.527
96	3:37.849	3:11.392
161	3:38.396	3:13.345
19	3:42.771	3:15.938

Lap 6

Nr	Lap Time	Gap
2	3:16.437	
17	3:39.073	1 Lap
52	3:40.745	1 Lap
18	3:40.209	1 Lap
136	3:41.406	1 Lap
35	3:44.303	1 Lap
8	3:20.069	12.401
1	3:21.968	13.543
62	3:50.538	1 Lap
78	3:46.655	1 Lap
49	3:45.818	1 Lap
25	3:33.716	1 Lap
5	3:19.528	19.121
51	3:47.221	1 Lap
64	3:40.852	1 Lap
10	3:22.683	28.725
110	3:43.406	1 Lap
23	3:19.917	31.699
197	3:21.865	36.218
41	3:43.585	1 Lap
86	3:41.880	1 Lap
80	3:21.479	48.501
83	3:50.651	1 Lap
45	3:53.880	1 Lap
38	3:57.520	1 Lap
37	3:54.653	1 Lap
93	3:18.248	59.126
91	3:44.623	1 Lap
75	3:53.663	1 Lap
97	3:44.468	1 Lap
84	3:23.437	1:14.203
30	3:27.393	1:15.755
36	3:27.087	1:17.641
160	3:27.121	1:23.266
99	3:25.851	1:28.452
46	3:27.379	1:29.479
74	3:25.839	1:30.486
13	3:29.251	1:32.404
61	3:53.292	1 Lap
58	3:29.261	1:35.681
9	3:31.453	1:36.385
98	3:28.145	1:37.281
76	3:28.595	1:38.581
92	3:28.391	1:41.964
77	4:09.925	1 Lap
56	4:09.090	1 Lap
87	3:27.902	1:47.769
27	3:28.369	1:50.193
11	3:31.306	1:59.095
81	4:09.373	1 Lap
133	3:37.627	2:07.683
40	3:32.866	2:12.496
26	3:29.933	2:15.327
85	3:30.272	2:17.865
69	3:31.569	2:22.904
89	3:34.911	2:23.598
166	3:32.567	2:24.614
63	3:35.280	2:25.705
67	3:33.502	2:26.645
186	3:34.882	2:27.031
95	3:31.178	2:29.943
112	3:32.656	2:30.736
22	3:37.478	2:34.538
7	3:23.351	2:35.886
31	3:33.669	2:43.326
911	3:36.211	2:43.944
29	3:37.177	2:46.017
14	3:31.611	2:46.571
15	3:34.889	2:58.397
33	3:38.320	3:00.501
72	3:37.554	3:06.312
79	3:41.673	3:07.574
65	3:41.683	3:08.480
12	3:33.567	3:09.255
50	3:41.905	3:09.709
44	3:35.417	3:09.722
73	3:39.555	3:13.287
616	3:37.497	3:14.266
207	3:36.743	3:15.463
331	3:36.117	3:16.589
71	3:39.559	3:18.987

Lap 7

Nr	Lap Time	Gap
2	3:22.296	
70	3:39.646	1 Lap
219	3:41.288	1 Lap
20	3:42.128	1 Lap
771	3:40.983	1 Lap
144	3:39.948	1 Lap
48	3:39.214	1 Lap
32	3:42.155	1 Lap
100	3:43.837	1 Lap
96	3:40.038	1 Lap
28	3:43.375	1 Lap



Spa Six Hours Endurance

SPA SIX HOURS

Race

Analysis by lap

Lapped

Nr	Lap Time	Gap
8	3:24.700	14.805
161	3:40.250	1 Lap
1	3:24.104	15.351
42	3:47.259	1 Lap
169	3:51.533	1 Lap
5	3:24.947	21.772
17	3:42.101	1 Lap
19	3:45.973	1 Lap
52	3:43.821	1 Lap
18	3:42.982	1 Lap
136	3:43.731	1 Lap
10	3:24.410	30.839
23	3:23.545	32.948
25	3:38.832	1 Lap
35	3:48.440	1 Lap
197	3:24.730	38.652
78	3:47.051	1 Lap
49	3:47.669	1 Lap
62	3:51.699	1 Lap
64	3:41.484	1 Lap
110	3:40.679	1 Lap
80	3:25.370	51.575
51	3:48.121	1 Lap
93	3:19.587	56.417
41	3:45.501	1 Lap
86	3:49.084	1 Lap
83	3:49.743	1 Lap
84	3:26.278	1:18.185
45	3:52.107	1 Lap
30	3:30.468	1:23.927
36	3:31.489	1:26.834
160	3:27.863	1:28.833
38	3:58.668	1 Lap
91	3:46.516	1 Lap
99	3:28.631	1:34.787
37	4:01.662	1 Lap
46	3:29.989	1:37.172
13	3:27.841	1:37.949
74	3:34.280	1:42.470
58	3:29.405	1:42.790
9	3:33.514	1:47.603
76	3:31.364	1:47.649
92	3:29.220	1:48.888
75	4:00.937	1 Lap
98	3:35.804	1:50.789
97	4:00.148	1 Lap
87	3:29.227	1:54.700
27	3:32.402	2:00.299
61	3:53.408	1 Lap
11	3:39.157	2:15.956
133	3:36.960	2:22.347
40	3:35.142	2:25.342
26	3:33.363	2:26.394
85	3:31.940	2:27.509
69	3:30.586	2:31.194
56	4:09.460	1 Lap
89	3:34.688	2:35.990
166	3:34.595	2:36.913
63	3:34.956	2:38.365
7	3:25.374	2:38.964
67	3:34.777	2:39.126
112	3:32.288	2:40.728
186	3:36.800	2:41.535
95	3:35.531	2:43.178
77	4:18.858	1 Lap
22	3:35.809	2:48.051
911	3:33.590	2:55.238
14	3:35.692	2:59.967
31	3:39.557	3:00.587
29	3:37.495	3:01.216
15	3:37.691	3:13.792
33	3:37.067	3:15.272
72	3:37.198	3:21.214
12	3:34.385	3:21.344

Lap 8

Nr	Lap Time	Gap
2	3:21.829	
44	3:38.483	1 Lap
79	3:41.412	1 Lap
65	3:41.396	1 Lap
50	3:40.533	1 Lap
616	3:38.114	1 Lap
207	3:38.586	1 Lap
331	3:38.163	1 Lap
8	3:23.031	16.007
71	3:41.398	1 Lap
70	3:36.439	1 Lap
73	3:47.666	1 Lap
1	3:23.684	17.206
219	3:41.093	1 Lap
771	3:41.405	1 Lap
5	3:25.860	25.803
20	3:46.305	1 Lap
144	3:45.003	1 Lap
96	3:41.101	1 Lap
32	3:45.150	1 Lap
100	3:45.454	1 Lap
28	3:44.666	1 Lap
161	3:44.511	1 Lap
10	3:28.683	37.693
23	3:26.953	38.072
54	8:06.452	2 Laps
42	3:45.536	1 Lap
197	3:25.700	42.523
48	3:53.804	1 Lap
17	3:46.652	1 Lap
169	3:48.496	1 Lap
19	3:46.576	1 Lap
18	3:45.632	1 Lap
52	3:47.028	1 Lap
136	3:45.220	1 Lap
25	3:38.218	1 Lap
80	3:24.205	53.951
93	3:20.397	54.985
35	3:47.029	1 Lap
78	3:44.420	1 Lap
49	3:43.995	1 Lap
64	3:43.308	1 Lap
62	3:51.352	1 Lap
81	5:59.036	2 Laps
51	3:47.680	1 Lap
110	3:54.396	1 Lap
41	3:42.745	1 Lap
84	3:27.526	1:23.882
30	3:27.652	1:29.750
36	3:28.577	1:33.582
99	3:31.014	1:43.972
46	3:29.949	1:45.292
13	3:29.907	1:46.027
74	3:29.914	1:50.555
83	3:56.666	1 Lap
58	3:30.808	1:51.769
45	3:53.206	1 Lap
91	3:45.695	1 Lap
9	3:31.270	1:57.044
76	3:31.265	1:57.085
92	3:30.892	1:57.951
98	3:32.810	2:01.770
87	3:29.485	2:02.356
38	3:55.708	1 Lap
37	3:59.548	1 Lap
97	3:47.228	1 Lap
27	3:38.369	2:16.839
75	3:54.978	1 Lap
11	3:35.895	2:30.022
61	3:50.423	1 Lap
133	3:34.632	2:35.150
26	3:31.116	2:35.681
7	3:23.254	2:40.389
40	3:37.041	2:40.554
69	3:34.521	2:43.886
85	3:40.979	2:46.659
166	3:34.031	2:49.115
89	3:35.200	2:49.361
112	3:31.748	2:50.647
63	3:35.607	2:52.143
186	3:33.044	2:52.750
67	3:35.613	2:52.910
95	3:34.699	2:56.048
22	3:37.335	3:03.557
911	3:35.388	3:08.797
14	3:36.041	3:14.179
31	3:36.153	3:14.911
29	3:38.388	3:17.775

Lap 9

Nr	Lap Time	Gap
2	3:19.810	
56	4:07.985	2 Laps
15	3:38.607	1 Lap
12	3:31.555	1 Lap
33	3:39.703	1 Lap
72	3:40.570	1 Lap
8	3:24.254	20.451
44	3:37.208	1 Lap
1	3:25.021	22.417
50	3:39.378	1 Lap
616	3:38.321	1 Lap
5	3:23.410	29.403
79	3:44.468	1 Lap
331	3:39.972	1 Lap
65	3:45.341	1 Lap
207	3:41.321	1 Lap
70	3:36.610	1 Lap
71	3:39.167	1 Lap
77	4:39.527	2 Laps
219	3:41.910	1 Lap
23	3:27.409	45.671
771	3:41.457	1 Lap
10	3:28.922	46.805
73	3:51.038	1 Lap
20	3:41.918	1 Lap
197	3:27.646	50.359
96	3:38.302	1 Lap
32	3:42.694	1 Lap
100	3:43.494	1 Lap
144	3:49.267	1 Lap
28	3:43.772	1 Lap
161	3:43.589	1 Lap
54	3:42.390	2 Laps
93	3:27.641	1:02.816
42	3:42.546	1 Lap
80	3:32.555	1:06.696
17	3:42.327	1 Lap
48	3:47.660	1 Lap
18	3:43.433	1 Lap
19	3:44.837	1 Lap
169	3:47.037	1 Lap
25	3:43.328	1 Lap
52	3:46.412	1 Lap
136	3:46.470	1 Lap
35	3:45.049	1 Lap
78	3:44.661	1 Lap
84	3:25.340	1:29.412
49	3:44.881	1 Lap
64	3:42.278	1 Lap
36	3:32.074	1:45.846
62	3:52.664	1 Lap
30	3:37.834	1:47.774
51	3:49.065	1 Lap
110	3:48.712	1 Lap
41	3:47.028	1 Lap
99	3:32.294	1:56.456
46	3:33.119	1:58.601
13	3:32.483	1:58.700
74	3:29.261	2:00.006
58	3:29.594	2:01.553
81	4:07.937	2 Laps
76	3:33.535	2:10.810
92	3:34.958	2:13.099
9	3:36.550	2:13.784
98	3:33.935	2:15.895
87	3:33.532	2:16.078
91	3:44.204	1 Lap
45	3:51.141	1 Lap
83	3:53.341	1 Lap
38	3:49.926	1 Lap
27	3:39.809	2:36.838
97	3:47.342	1 Lap
11	3:36.247	2:46.459
26	3:33.924	2:49.795
7	3:30.296	2:50.875
133	3:36.824	2:52.164
75	3:55.490	1 Lap
69	3:37.500	3:01.576
40	3:42.991	3:03.735
166	3:35.178	3:04.483
112	3:33.863	3:04.700
85	3:38.312	3:05.161
86	8:40.254	2 Laps
89	3:37.594	3:07.145
186	3:36.067	3:09.007
61	3:56.224	1 Lap
63	3:37.599	3:09.932
95	3:34.716	3:10.954
67	3:38.070	3:11.170
37	4:18.040	1 Lap
22	3:37.660	3:21.407

Lap 10

Nr	Lap Time	Gap
2	3:21.687	
14	3:37.310	1 Lap
31	3:37.864	1 Lap
29	3:38.274	1 Lap
8	3:22.328	21.092
1	3:21.383	22.113
12	3:35.544	1 Lap
15	3:39.859	1 Lap
911	4:01.980	1 Lap
5	3:24.101	31.817
33	3:40.483	1 Lap
44	3:37.990	1 Lap
72	3:41.090	1 Lap
50	3:38.751	1 Lap
616	3:38.769	1 Lap
331	3:35.861	1 Lap
23	3:22.747	46.731
56	4:07.634	2 Laps
70	3:37.876	1 Lap
79	3:41.734	1 Lap
207	3:40.850	1 Lap
65	3:41.389	1 Lap
71	3:39.184	1 Lap
10	3:29.670	54.788
197	3:26.206	54.878
93	3:24.152	1:05.281



Spa Six Hours Endurance

SPA SIX HOURS

Race

Analysis by lap

Lapped

Nr	Lap Time	Gap
771	3:41.361	1 Lap
219	3:43.068	1 Lap
73	3:42.561	1 Lap
96	3:40.391	1 Lap
80	3:26.941	1:11.950
20	3:46.729	1 Lap
32	3:39.496	1 Lap
100	3:40.098	1 Lap
54	3:40.474	2 Laps
161	3:41.870	1 Lap
28	3:44.506	1 Lap
42	3:43.442	1 Lap
17	3:42.061	1 Lap
19	3:39.299	1 Lap
25	3:37.602	1 Lap
48	3:43.810	1 Lap
144	3:53.877	1 Lap
18	3:42.798	1 Lap
84	3:26.720	1:34.445
52	3:41.562	1 Lap
136	3:43.506	1 Lap
169	3:48.786	1 Lap
64	3:38.406	1 Lap
35	3:45.072	1 Lap
36	3:28.109	1:52.268
78	3:46.770	1 Lap
49	3:46.563	1 Lap
30	3:28.550	1:54.637
99	3:32.746	2:07.515
46	3:33.275	2:10.189
13	3:33.499	2:10.512
74	3:32.419	2:10.738
110	3:45.530	1 Lap
58	3:35.721	2:15.587
41	3:49.670	1 Lap
51	3:51.938	1 Lap
62	3:54.645	1 Lap
76	3:32.242	2:21.365
92	3:30.150	2:21.562
9	3:32.258	2:24.355
87	3:30.608	2:24.999
98	3:31.763	2:25.971
91	3:45.351	1 Lap
27	3:36.505	2:51.656
83	3:49.210	1 Lap
45	3:51.331	1 Lap
7	3:25.546	2:54.734
26	3:32.136	3:00.244
11	3:37.608	3:02.380
38	3:54.809	1 Lap
133	3:37.718	3:08.195
69	3:30.466	3:10.355
97	3:51.139	1 Lap
112	3:31.911	3:14.924
166	3:33.093	3:15.889
85	3:34.637	3:18.111
40	3:37.577	3:19.625
186	3:34.835	3:22.155

Lap 11

Nr	Lap Time	Gap
2	3:23.540	
63	3:36.268	1 Lap
95	3:35.475	1 Lap
89	3:40.069	1 Lap
75	3:56.100	2 Laps
86	3:48.242	3 Laps
67	3:44.664	1 Lap
22	3:40.754	1 Lap
61	3:54.499	2 Laps
77	6:22.186	3 Laps
1	3:22.232	20.805
8	3:23.765	21.317
14	3:35.563	1 Lap
31	3:35.316	1 Lap
37	3:59.902	2 Laps
5	3:21.252	29.529
29	3:39.895	1 Lap
12	3:34.177	1 Lap
911	3:37.387	1 Lap
15	3:40.470	1 Lap
23	3:24.498	47.689
33	3:39.391	1 Lap
44	3:38.932	1 Lap
197	3:25.292	56.630
72	3:41.918	1 Lap
50	3:40.381	1 Lap
10	3:28.424	59.672
616	3:40.470	1 Lap
331	3:39.922	1 Lap
70	3:37.259	1 Lap
93	3:22.192	1:03.933
207	3:40.050	1 Lap
79	3:43.458	1 Lap
65	3:43.485	1 Lap
71	3:43.030	1 Lap
80	3:24.982	1:13.392
771	3:38.823	1 Lap
96	3:37.417	1 Lap
219	3:43.926	1 Lap
56	4:04.737	2 Laps
73	3:43.320	1 Lap
32	3:37.845	1 Lap
100	3:42.493	1 Lap
54	3:40.713	2 Laps
20	3:48.065	1 Lap
84	3:29.250	1:40.155
28	3:41.326	1 Lap
161	3:43.994	1 Lap
42	3:42.837	1 Lap
17	3:40.672	1 Lap
19	3:40.273	1 Lap
25	3:40.322	1 Lap
48	3:41.179	1 Lap
18	3:42.520	1 Lap
36	3:29.045	1:57.773
30	3:31.715	2:02.812
136	3:49.229	1 Lap
169	3:49.736	1 Lap
64	3:43.972	1 Lap
52	3:56.519	1 Lap
35	3:44.353	1 Lap
99	3:29.453	2:13.428
78	3:45.122	1 Lap
49	3:45.052	1 Lap
46	3:32.562	2:19.211
74	3:32.234	2:19.432
13	3:33.377	2:20.349
58	3:31.696	2:23.743
76	3:31.702	2:29.527
92	3:32.192	2:30.214
87	3:32.536	2:33.995
9	3:36.915	2:37.730
98	3:35.978	2:38.409
110	3:49.659	1 Lap
41	3:46.285	1 Lap
51	3:47.773	1 Lap
7	3:27.281	2:58.475
91	3:45.344	1 Lap
27	3:37.750	3:05.866
26	3:33.840	3:10.544
69	3:33.613	3:20.428
83	3:53.457	1 Lap
11	3:43.505	3:22.345
45	3:52.926	1 Lap

Lap 12

Nr	Lap Time	Gap
2	3:23.447	
112	3:33.220	1 Lap
133	3:40.901	1 Lap
166	3:33.851	1 Lap
85	3:35.286	1 Lap
186	3:34.837	1 Lap
40	3:37.459	1 Lap
95	3:32.926	1 Lap
38	3:56.111	2 Laps
63	3:39.152	1 Lap
89	3:40.388	1 Lap
1	3:22.800	20.158
97	3:54.810	2 Laps
67	3:35.770	1 Lap
8	3:27.615	25.485
62	4:54.588	2 Laps
5	3:25.933	32.015
22	3:40.909	1 Lap
14	3:37.828	1 Lap
31	3:37.913	1 Lap
86	3:54.425	3 Laps
75	3:58.670	2 Laps
12	3:34.907	1 Lap
29	3:39.828	1 Lap
23	3:23.955	48.197
61	3:54.549	2 Laps
77	3:56.286	3 Laps
911	3:38.565	1 Lap
197	3:25.132	58.315
15	3:40.491	1 Lap
93	3:22.611	1:03.097
10	3:27.789	1:04.014
37	4:02.402	2 Laps
33	3:42.338	1 Lap
44	3:40.485	1 Lap
72	3:41.185	1 Lap
50	3:40.267	1 Lap
616	3:40.745	1 Lap
80	3:28.202	1:18.147
331	3:40.677	1 Lap
70	3:40.246	1 Lap
207	3:40.437	1 Lap
79	3:41.311	1 Lap
65	3:41.080	1 Lap
71	3:42.818	1 Lap
96	3:38.975	1 Lap
771	3:42.424	1 Lap
219	3:43.893	1 Lap
84	3:30.546	1:47.254
32	3:43.176	1 Lap
54	3:39.407	2 Laps
100	3:45.818	1 Lap
28	3:44.558	1 Lap
161	3:44.574	1 Lap
73	3:59.565	1 Lap
42	3:45.336	1 Lap
17	3:44.804	1 Lap
19	3:46.396	1 Lap
25	3:48.241	1 Lap
36	3:38.835	2:13.161
30	3:34.560	2:13.925
56	4:10.315	2 Laps
18	3:47.836	1 Lap
48	3:52.399	1 Lap
20	4:09.484	1 Lap
99	3:35.635	2:25.616
46	3:33.214	2:28.978
136	3:49.587	1 Lap
64	3:45.621	1 Lap
74	3:37.207	2:33.192
13	3:37.142	2:34.044
52	3:49.852	1 Lap
58	3:35.268	2:35.564
169	3:52.896	1 Lap
35	3:48.860	1 Lap
92	3:31.573	2:38.340
78	3:47.858	1 Lap
76	3:34.044	2:40.124
49	3:48.586	1 Lap
87	3:31.038	2:41.586
98	3:32.504	2:47.466
9	3:37.644	2:51.927
110	3:46.047	1 Lap
41	3:47.140	1 Lap
51	3:51.734	1 Lap

Lap 13

Nr	Lap Time	Gap
2	3:21.849	
26	3:37.399	1 Lap
27	3:45.523	1 Lap
91	3:49.732	2 Laps
69	3:34.603	1 Lap
112	3:32.387	1 Lap
166	3:41.017	1 Lap
95	3:35.032	1 Lap
1	3:27.509	25.818
8	3:23.131	26.767
186	3:38.882	1 Lap
40	3:45.043	1 Lap
83	3:57.106	2 Laps
45	3:58.522	2 Laps
63	3:42.721	1 Lap
89	3:40.986	1 Lap
133	3:58.408	1 Lap
5	3:28.859	39.025
11	4:03.196	1 Lap
67	3:40.080	1 Lap
85	3:59.122	1 Lap
38	3:57.576	2 Laps
23	3:25.281	51.629
97	3:52.854	2 Laps
14	3:38.389	1 Lap
31	3:37.923	1 Lap
22	3:41.947	1 Lap
12	3:36.153	1 Lap
197	3:29.421	1:05.887
29	3:40.674	1 Lap
93	3:25.055	1:06.303
10	3:26.719	1:08.884
86	3:56.450	3 Laps
911	3:40.866	1 Lap
62	4:11.258	2 Laps
61	3:55.716	2 Laps
15	3:43.224	1 Lap
33	3:41.851	1 Lap
80	3:30.714	1:27.012
75	4:06.138	2 Laps
77	3:59.557	3 Laps
44	3:41.836	1 Lap
50	3:44.831	1 Lap
616	3:44.963	1 Lap
72	3:47.515	1 Lap
70	3:44.163	1 Lap
331	3:45.462	1 Lap
207	3:41.576	1 Lap
79	3:47.194	1 Lap
65	3:47.205	1 Lap
71	3:45.604	1 Lap
96	3:39.917	1 Lap



Spa Six Hours Endurance

SPA SIX HOURS

Race

Analysis by lap

Lapped

Nr	Lap Time	Gap
37	4:12.761	2 Laps
84	3:32.196	1:57.601
771	3:43.240	1 Lap
219	3:45.024	1 Lap
54	3:39.901	2 Laps
32	3:46.305	1 Lap
100	3:45.261	1 Lap
28	3:42.968	1 Lap
161	3:43.422	1 Lap
36	3:35.807	2:27.119
30	3:36.303	2:28.379
42	3:46.311	1 Lap
25	3:43.812	1 Lap
17	3:53.480	1 Lap
19	3:51.708	1 Lap
46	3:33.493	2:40.622
7	6:28.384	1 Lap
99	3:38.384	2:42.151
13	3:31.800	2:43.995
73	4:01.579	1 Lap
74	3:34.386	2:45.729
18	3:51.911	1 Lap
58	3:36.439	2:50.154
92	3:35.481	2:51.972
64	3:43.678	1 Lap
76	3:35.888	2:54.163
87	3:38.293	2:58.030
56	4:09.669	2 Laps
35	3:48.114	1 Lap
48	4:06.350	1 Lap
98	3:39.397	3:05.014
52	3:53.857	1 Lap
49	3:48.876	1 Lap
78	3:52.034	1 Lap
9	3:41.398	3:11.476
169	3:59.229	1 Lap
136	4:08.566	1 Lap

Lap 14

Nr	Lap Time	Gap
2	3:18.646	
110	3:51.819	2 Laps
41	3:50.032	2 Laps
26	3:34.421	1 Lap
51	3:53.908	2 Laps
112	3:33.068	1 Lap
69	3:37.062	1 Lap
1	3:22.218	29.390
27	3:44.287	1 Lap
8	3:24.025	32.146
91	3:45.294	2 Laps
166	3:33.996	1 Lap
95	3:32.363	1 Lap
186	3:35.895	1 Lap
5	3:28.724	49.103
40	3:39.455	1 Lap
63	3:37.977	1 Lap
23	3:25.978	58.961
67	3:40.594	1 Lap
89	3:45.454	1 Lap
11	3:43.780	1 Lap
85	3:41.544	1 Lap
133	3:47.059	1 Lap
93	3:21.922	1:09.579
14	3:37.599	1 Lap
83	3:57.236	2 Laps
197	3:25.919	1:13.160
31	3:38.272	1 Lap
10	3:25.002	1:15.240
45	3:58.199	2 Laps
12	3:34.119	1 Lap
22	3:42.641	1 Lap
29	3:40.034	1 Lap
38	3:58.309	2 Laps
97	3:57.340	2 Laps
80	3:27.614	1:35.980
911	3:38.609	1 Lap
86	3:48.063	3 Laps
15	3:39.272	1 Lap
33	3:41.506	1 Lap
44	3:40.854	1 Lap
50	3:38.731	1 Lap
61	3:55.565	2 Laps
70	3:37.621	1 Lap
616	3:41.747	1 Lap
331	3:41.480	1 Lap
77	3:56.417	3 Laps
72	3:46.919	1 Lap
84	3:31.739	2:10.694
75	4:01.220	2 Laps
207	3:46.746	1 Lap
62	4:15.145	2 Laps
79	3:44.286	1 Lap
96	3:42.194	1 Lap
65	3:45.328	1 Lap
71	3:43.915	1 Lap
771	3:40.690	1 Lap
54	3:37.920	2 Laps
144	14:26.914	4 Laps
219	3:42.407	1 Lap
32	3:43.265	1 Lap
36	3:31.505	2:39.978
30	3:31.666	2:41.399
37	4:07.048	2 Laps
100	3:43.211	1 Lap
161	3:42.349	1 Lap
28	3:43.593	1 Lap
46	3:30.560	2:52.536
25	3:38.922	1 Lap
13	3:30.706	2:56.055
42	3:44.707	1 Lap
99	3:35.743	2:59.248
74	3:35.911	3:02.994
58	3:33.250	3:04.758
92	3:33.348	3:06.674
76	3:32.108	3:07.625
17	3:46.745	1 Lap
19	3:47.606	1 Lap
87	3:33.750	3:13.134
18	3:46.479	1 Lap
64	3:41.958	1 Lap
73	3:53.373	1 Lap

Lap 15

Nr	Lap Time	Gap
2	3:23.362	
98	3:37.307	1 Lap
35	3:45.158	2 Laps
9	3:40.473	1 Lap
48	3:49.609	2 Laps
49	3:46.038	2 Laps
78	3:47.119	2 Laps
52	3:52.081	2 Laps
169	3:48.269	2 Laps
1	3:19.786	25.814
56	4:05.807	3 Laps
136	3:52.242	2 Laps
26	3:33.873	1 Lap
8	3:21.791	30.575
112	3:30.685	1 Lap
69	3:33.943	1 Lap
110	3:50.159	2 Laps
166	3:31.969	1 Lap
95	3:31.722	1 Lap
5	3:24.454	50.195
41	3:59.073	2 Laps
27	3:42.414	1 Lap
51	3:48.975	2 Laps
186	3:32.917	1 Lap
91	3:44.242	2 Laps
23	3:24.327	59.926
40	3:35.964	1 Lap
63	3:35.450	1 Lap
93	3:23.782	1:09.999
197	3:26.708	1:16.506
89	3:36.635	1 Lap
10	3:27.061	1:18.939
67	3:40.479	1 Lap
11	3:38.937	1 Lap
85	3:38.552	1 Lap
14	3:34.373	1 Lap
133	3:39.549	1 Lap
31	3:36.007	1 Lap
12	3:34.275	1 Lap
22	3:39.075	1 Lap
80	3:28.972	1:41.590
83	3:53.162	2 Laps
29	3:38.732	1 Lap
45	3:54.430	2 Laps
38	3:51.194	2 Laps
911	3:44.618	1 Lap
97	3:51.975	2 Laps
15	3:39.592	1 Lap
33	3:38.427	1 Lap
44	3:38.010	1 Lap
86	3:47.682	3 Laps
70	3:36.020	1 Lap
50	3:37.909	1 Lap
84	3:29.914	2:17.246
616	3:40.254	1 Lap
331	3:40.208	1 Lap
61	3:53.195	2 Laps
207	3:42.572	1 Lap
72	3:46.799	1 Lap
77	3:51.218	3 Laps
96	3:39.315	1 Lap
79	3:41.727	1 Lap
65	3:41.786	1 Lap
771	3:40.170	1 Lap
71	3:43.961	1 Lap
54	3:36.170	2 Laps
75	3:58.695	2 Laps
36	3:30.956	2:47.572
30	3:30.174	2:48.211
144	3:44.159	4 Laps
219	3:43.416	1 Lap
32	3:43.671	1 Lap
62	4:08.716	2 Laps
46	3:33.127	3:02.301
13	3:30.584	3:03.277
28	3:39.834	1 Lap
161	3:42.758	1 Lap
100	3:45.247	1 Lap
99	3:33.589	3:09.475
58	3:30.222	3:11.618
25	3:40.113	1 Lap
74	3:32.868	3:12.500
92	3:30.275	3:13.587
76	3:30.622	3:14.885
87	3:28.445	3:18.217
42	3:46.676	1 Lap

Lap 16

Nr	Lap Time	Gap
2	3:20.618	
17	3:43.543	2 Laps
19	3:43.105	2 Laps
20	11:09.045	4 Laps
18	3:41.518	2 Laps
64	3:40.803	2 Laps
98	3:34.145	1 Lap
37	4:13.754	3 Laps
73	3:47.301	2 Laps
9	3:35.787	1 Lap
1	3:21.171	26.367
35	3:44.529	2 Laps
8	3:24.324	34.281
49	3:45.298	2 Laps
78	3:46.222	2 Laps
26	3:33.128	1 Lap
52	3:47.358	2 Laps
112	3:31.982	1 Lap
169	3:46.947	2 Laps
5	3:24.645	54.222
48	4:03.446	2 Laps
69	3:37.048	1 Lap
95	3:30.675	1 Lap
166	3:33.267	1 Lap
136	3:53.342	2 Laps
23	3:23.654	1:02.962
186	3:33.133	1 Lap
110	3:48.330	2 Laps
27	3:40.716	1 Lap
93	3:21.739	1:11.120
56	4:05.388	3 Laps
197	3:22.208	1:18.096
51	3:48.746	2 Laps
91	3:44.569	2 Laps
10	3:21.987	1:20.308
40	3:34.461	1 Lap
63	3:35.372	1 Lap
14	3:34.073	1 Lap
89	3:40.173	1 Lap
67	3:39.168	1 Lap
85	3:37.709	1 Lap
11	3:38.950	1 Lap
12	3:32.812	1 Lap
133	3:38.023	1 Lap
31	3:36.115	1 Lap
80	3:25.085	1:46.057
22	3:37.940	1 Lap
29	3:38.612	1 Lap
911	3:35.519	1 Lap
83	3:52.294	2 Laps
15	3:38.288	1 Lap
45	3:52.588	2 Laps
33	3:38.429	1 Lap
44	3:37.126	1 Lap
84	3:29.041	2:25.669
97	3:49.205	2 Laps
70	3:36.225	1 Lap
38	3:55.002	2 Laps
86	3:46.620	3 Laps
50	3:43.266	1 Lap
616	3:38.290	1 Lap
331	3:38.030	1 Lap
207	3:39.126	1 Lap
72	3:40.657	1 Lap
96	3:38.748	1 Lap
79	3:41.725	1 Lap
30	3:30.265	2:57.858
771	3:39.451	1 Lap
54	3:36.450	2 Laps
65	3:42.863	1 Lap
36	3:34.816	3:01.770
71	3:42.672	1 Lap
61	3:56.668	2 Laps
77	3:52.786	3 Laps



Spa Six Hours Endurance
SPA SIX HOURS
Race
Analysis by lap

Lapped

Nr	Lap Time	Gap
13	3:29.666	3:12.325
219	3:40.524	1 Lap
46	3:31.861	3:13.544
144	3:43.710	4 Laps
32	3:41.554	1 Lap
99	3:31.562	3:20.419
58	3:31.500	3:22.500

Lap 17

Nr	Lap Time	Gap
2	3:22.809	
28	3:38.491	2 Laps
161	3:39.009	2 Laps
92	3:33.279	1 Lap
74	3:35.095	1 Lap
76	3:33.113	1 Lap
87	3:31.591	1 Lap
75	4:04.056	3 Laps
25	3:43.279	2 Laps
100	3:47.549	2 Laps
42	3:44.492	2 Laps
1	3:19.535	23.093
20	3:37.179	4 Laps
98	3:36.011	1 Lap
17	3:43.907	2 Laps
19	3:43.849	2 Laps
64	3:40.141	2 Laps
8	3:22.104	33.576
62	4:18.186	3 Laps
18	3:47.955	2 Laps
9	3:39.700	1 Lap
26	3:29.874	1 Lap
35	3:43.665	2 Laps
112	3:30.044	1 Lap
73	3:53.584	2 Laps
37	4:02.112	3 Laps
5	3:24.348	55.761
49	3:44.531	2 Laps
23	3:20.521	1:00.674
69	3:31.127	1 Lap
95	3:31.146	1 Lap
78	3:48.049	2 Laps
52	3:46.774	2 Laps
166	3:32.580	1 Lap
93	3:21.223	1:09.534
169	3:47.253	2 Laps
186	3:29.758	1 Lap
10	3:21.291	1:18.790
197	3:24.530	1:19.817
136	3:48.036	2 Laps
27	3:38.461	1 Lap
40	3:34.436	1 Lap
110	3:50.069	2 Laps
63	3:35.060	1 Lap
91	3:42.174	2 Laps
14	3:33.036	1 Lap
51	3:51.622	2 Laps
80	3:28.159	1:51.407
85	3:35.480	1 Lap
56	4:02.879	3 Laps
12	3:35.050	1 Lap
89	3:39.784	1 Lap
67	3:39.486	1 Lap
133	3:38.046	1 Lap
11	3:40.246	1 Lap
31	3:38.487	1 Lap
22	3:37.268	1 Lap
41	8:10.398	3 Laps
911	3:36.031	1 Lap
84	3:26.336	2:29.196
15	3:38.310	1 Lap
33	3:36.730	1 Lap
44	3:38.730	1 Lap
83	3:53.003	2 Laps
70	3:37.719	1 Lap
45	3:56.971	2 Laps
97	3:48.021	2 Laps
616	3:38.472	1 Lap
50	3:41.306	1 Lap
331	3:39.605	1 Lap
30	3:29.056	3:04.105
86	3:52.038	3 Laps
38	3:56.679	2 Laps
207	3:40.407	1 Lap
36	3:30.585	3:09.546
96	3:38.623	1 Lap
72	3:42.773	1 Lap
54	3:37.129	2 Laps
771	3:38.311	1 Lap
79	3:43.822	1 Lap
65	3:41.785	1 Lap

Lap 18

Nr	Lap Time	Gap
2	3:20.259	
13	3:32.316	1 Lap
71	3:42.501	2 Laps
46	3:37.174	1 Lap
99	3:32.691	1 Lap
58	3:31.554	1 Lap
219	3:42.006	2 Laps
92	3:29.273	1 Lap
76	3:30.836	1 Lap
87	3:31.128	1 Lap
61	3:54.709	3 Laps
77	3:55.233	4 Laps
29	5:01.988	2 Laps
28	3:39.910	2 Laps
144	3:48.168	5 Laps
32	3:44.942	2 Laps
1	3:21.624	24.458
25	3:37.416	2 Laps
161	3:47.515	2 Laps
100	3:42.025	2 Laps
8	3:24.814	38.131
48	6:32.556	3 Laps
42	3:43.131	2 Laps
75	4:00.480	3 Laps
98	3:41.619	1 Lap
19	3:41.339	2 Laps
64	3:40.692	2 Laps
20	3:47.286	4 Laps
74	4:09.902	1 Lap
17	3:46.050	2 Laps
9	3:33.562	1 Lap
5	3:22.209	57.711
26	3:30.592	1 Lap
18	3:41.833	2 Laps
112	3:27.946	1 Lap
23	3:24.808	1:05.223
93	3:19.338	1:08.613
69	3:30.907	1 Lap
35	3:43.382	2 Laps
95	3:31.455	1 Lap
166	3:31.691	1 Lap
10	3:23.395	1:21.926
73	3:49.488	2 Laps
197	3:23.680	1:23.238
49	3:46.372	2 Laps
186	3:36.025	1 Lap
78	3:47.581	2 Laps
52	3:48.250	2 Laps
169	3:46.196	2 Laps
37	4:03.648	3 Laps
27	3:33.048	1 Lap
62	4:31.470	3 Laps
40	3:34.588	1 Lap
63	3:35.771	1 Lap
80	3:23.083	1:54.231
136	3:51.338	2 Laps
91	3:40.551	2 Laps
14	3:35.499	1 Lap
110	3:48.342	2 Laps
85	3:32.624	1 Lap
12	3:32.357	1 Lap
89	3:36.475	1 Lap
67	3:36.528	1 Lap
31	3:36.863	1 Lap
11	3:40.044	1 Lap
51	3:49.031	2 Laps
133	3:43.428	1 Lap
22	3:38.225	1 Lap
56	3:58.705	3 Laps
84	3:25.861	2:34.798
911	3:36.423	1 Lap
41	3:47.912	3 Laps
15	3:37.123	1 Lap
44	3:38.220	1 Lap
70	3:36.669	1 Lap
33	3:48.449	1 Lap
616	3:38.251	1 Lap
30	3:28.691	3:12.537
331	3:38.840	1 Lap
50	3:41.285	1 Lap
83	3:52.954	2 Laps

Lap 19

Nr	Lap Time	Gap
2	3:17.653	
97	3:47.112	3 Laps
36	3:31.627	1 Lap
45	3:51.951	3 Laps
207	3:40.458	2 Laps
96	3:38.116	2 Laps
86	3:46.223	4 Laps
13	3:29.484	1 Lap
72	3:39.891	2 Laps
54	3:39.690	3 Laps
771	3:40.573	2 Laps
46	3:32.169	1 Lap
65	3:41.098	2 Laps
99	3:31.443	1 Lap
92	3:30.056	1 Lap
58	3:32.029	1 Lap
38	3:57.153	3 Laps
1	3:19.611	26.416
71	3:41.334	2 Laps
76	3:29.637	1 Lap
87	3:29.048	1 Lap
219	3:40.135	2 Laps
28	3:37.626	2 Laps
79	4:00.597	2 Laps
32	3:43.778	2 Laps
25	3:38.450	2 Laps
61	3:52.472	3 Laps
144	3:50.452	5 Laps
161	3:42.379	2 Laps
77	3:54.407	4 Laps
100	3:40.165	2 Laps
5	3:23.396	1:03.454
20	3:34.770	4 Laps
42	3:45.860	2 Laps
19	3:40.748	2 Laps
64	3:40.993	2 Laps
23	3:28.605	1:16.175
112	3:34.510	1 Lap
26	3:36.675	1 Lap
93	3:27.667	1:18.627
9	3:43.479	1 Lap
17	3:49.829	2 Laps
18	3:45.882	2 Laps
75	4:01.234	3 Laps
69	3:39.370	1 Lap
95	3:39.105	1 Lap
197	3:32.012	1:37.597
10	3:33.957	1:38.230
166	3:36.854	1 Lap
48	4:22.159	3 Laps
35	3:51.653	2 Laps
186	3:38.445	1 Lap
49	3:51.751	2 Laps
73	3:55.456	2 Laps
27	3:41.868	1 Lap
52	3:51.096	2 Laps
40	3:44.408	1 Lap
78	3:59.380	2 Laps
80	3:40.735	2:17.313
169	3:58.918	2 Laps
63	4:01.871	1 Lap
37	4:17.370	3 Laps
14	3:55.216	1 Lap
85	3:54.459	1 Lap
12	3:54.293	1 Lap
74	5:06.314	1 Lap
136	4:03.807	2 Laps
91	4:02.590	2 Laps
89	3:53.051	1 Lap
67	3:52.952	1 Lap
31	3:52.891	1 Lap
110	4:05.724	2 Laps
11	3:54.010	1 Lap
133	3:51.768	1 Lap
51	3:55.818	2 Laps
22	3:51.742	1 Lap
84	3:41.455	2:58.600
56	4:03.203	3 Laps
911	3:50.856	1 Lap
41	3:49.616	3 Laps
15	3:50.104	1 Lap
44	3:45.895	1 Lap
70	3:45.547	1 Lap
29	6:28.388	2 Laps
33	3:46.923	1 Lap
30	3:41.086	3:35.970
616	3:46.335	1 Lap
331	3:45.732	1 Lap
50	3:46.191	1 Lap

Lap 20

Nr	Lap Time	Gap
2	3:49.393	
36	4:04.557	1 Lap
97	4:07.555	3 Laps
45	4:09.073	3 Laps
83	4:17.603	3 Laps
207	4:06.947	2 Laps
96	4:07.077	2 Laps
13	4:06.519	1 Lap
86	4:10.089	4 Laps
72	4:08.296	2 Laps
771	4:07.448	2 Laps
46	4:06.012	1 Lap
99	4:05.057	1 Lap
65	4:06.548	2 Laps
92	4:06.576	1 Lap
58	4:07.946	1 Lap
1	4:07.759	44.782
71	4:08.517	2 Laps
76	4:09.662	1 Lap



Spa Six Hours Endurance
SPA SIX HOURS
Race
Analysis by lap

Lapped

Nr	Lap Time	Gap
54	4:22.507	3 Laps
87	4:10.175	1 Lap
38	4:20.690	3 Laps
219	5:16.732	2 Laps
28	5:13.008	2 Laps
32	5:07.116	2 Laps
25	5:07.694	2 Laps
144	5:05.596	5 Laps
161	5:05.372	2 Laps
77	5:06.135	4 Laps
100	5:06.040	2 Laps
5	5:01.134	2:15.195
20	4:57.131	4 Laps
61	5:15.032	3 Laps
62	7:44.265	4 Laps
42	5:00.072	2 Laps
19	5:00.185	2 Laps
64	5:00.427	2 Laps
23	5:01.631	2:28.413
112	5:02.004	1 Lap
26	5:01.691	1 Lap
93	5:02.182	2:31.416
9	5:01.566	1 Lap
17	4:58.095	2 Laps
18	4:58.370	2 Laps
75	4:55.874	3 Laps
69	4:54.367	1 Lap
95	4:54.057	1 Lap
197	4:54.216	2:42.420
10	4:55.258	2:44.095
166	4:56.344	1 Lap
48	4:50.660	3 Laps
35	4:51.617	2 Laps
186	4:52.007	1 Lap
49	4:44.395	2 Laps
73	4:43.989	2 Laps
27	4:41.682	1 Lap
52	4:37.128	2 Laps
40	4:34.993	1 Lap
80	4:33.286	3:01.206
98	9:21.839	2 Laps
63	4:40.658	1 Lap
37	4:39.511	3 Laps
14	4:38.954	1 Lap
85	4:38.686	1 Lap
12	4:38.759	1 Lap
136	4:37.508	2 Laps
91	4:37.457	2 Laps
89	4:36.243	1 Lap
67	4:36.038	1 Lap
31	4:35.008	1 Lap
110	4:34.751	2 Laps
11	4:34.492	1 Lap
133	4:34.970	1 Lap
51	4:34.447	2 Laps
22	4:32.822	1 Lap
84	4:32.899	3:42.106
56	4:18.023	3 Laps
911	4:18.511	1 Lap
41	4:17.968	3 Laps
15	4:12.549	1 Lap
44	4:13.858	1 Lap
78	5:25.569	2 Laps
70	4:13.582	1 Lap
29	4:12.446	2 Laps
33	4:09.955	1 Lap
616	4:05.091	1 Lap
331	4:04.597	1 Lap
30	4:18.755	4:05.332
50	4:11.181	1 Lap
36	3:48.354	4:06.779
97	3:56.121	2 Laps
13	4:00.591	4:31.121
45	4:06.219	2 Laps
72	4:00.627	1 Lap
771	4:01.180	1 Lap
46	3:58.232	4:37.017
207	4:09.962	1 Lap
96	4:09.911	1 Lap
99	3:58.580	4:38.076
65	3:59.119	1 Lap
86	4:08.321	3 Laps
169	6:18.163	2 Laps
92	4:05.804	4:47.843
58	4:05.844	4:49.759

Lap 21

Nr	Lap Time	Gap
1	4:07.644	
71	4:07.574	2 Laps
76	4:06.890	1 Lap
87	4:05.488	1 Lap
2	4:55.771	3.345
219	4:36.674	2 Laps
28	4:35.987	2 Laps
32	4:35.173	2 Laps
25	4:34.090	2 Laps
144	4:32.748	5 Laps
77	4:31.424	4 Laps
100	4:31.888	2 Laps
5	4:34.280	1:57.049
161	4:39.331	2 Laps
20	4:35.219	4 Laps
42	4:33.072	2 Laps
19	4:32.711	2 Laps
62	4:34.433	4 Laps
64	4:32.760	2 Laps
23	4:29.876	2:05.863
112	4:29.303	1 Lap
26	4:29.106	1 Lap
93	4:28.237	2:07.227
9	4:28.799	1 Lap
17	4:28.264	2 Laps
18	4:28.431	2 Laps
75	4:29.492	3 Laps
69	4:26.422	1 Lap
197	4:25.692	2:15.686
95	4:26.721	1 Lap
10	4:25.124	2:16.793
166	4:24.215	1 Lap
48	4:23.502	3 Laps
35	4:22.194	2 Laps
186	4:21.683	1 Lap
49	4:22.707	2 Laps
73	4:22.441	2 Laps
27	4:22.254	1 Lap
40	4:21.630	1 Lap
80	4:19.616	2:28.396
98	4:18.190	2 Laps
83	6:59.476	3 Laps
52	4:31.477	2 Laps
63	4:42.439	1 Lap
14	4:43.583	1 Lap
12	4:42.833	1 Lap
85	4:45.128	1 Lap
31	4:43.101	1 Lap
67	4:46.455	1 Lap
89	4:47.688	1 Lap
136	4:49.948	2 Laps
91	4:49.993	2 Laps
11	4:44.304	1 Lap
84	4:40.601	3:30.281
133	4:44.756	1 Lap
911	4:39.682	1 Lap
70	4:34.669	1 Lap
15	4:41.429	1 Lap
22	4:48.179	1 Lap
51	4:51.609	2 Laps
41	4:46.895	3 Laps
33	4:38.277	1 Lap
29	4:40.596	2 Laps
36	4:28.757	3:43.110
37	5:07.829	3 Laps
78	4:46.086	2 Laps
616	4:40.461	1 Lap
13	4:07.084	3:45.779
56	4:55.607	3 Laps
331	4:44.468	1 Lap
771	4:06.956	1 Lap
61	6:24.826	3 Laps
99	4:05.228	3:50.878
72	4:09.813	1 Lap
110	5:07.836	2 Laps
44	4:55.761	1 Lap
97	4:32.826	2 Laps
54	8:02.113	3 Laps

Lap 22

Nr	Lap Time	Gap
1	4:01.711	
65	4:16.859	2 Laps
87	4:04.735	1 Lap
76	4:06.262	1 Lap
2	4:05.799	7.433
58	4:13.158	1 Lap
46	4:26.399	1 Lap
71	4:11.299	2 Laps
169	4:20.271	3 Laps
74	10:31.397	3 Laps
38	8:34.108	4 Laps
50	5:25.421	2 Laps
79	12:57.786	4 Laps
5	3:24.894	1:20.232
92	5:28.253	1 Lap
28	3:38.265	2 Laps
25	3:36.686	2 Laps
219	3:40.642	2 Laps
32	3:40.347	2 Laps
93	3:21.888	1:27.404
23	3:25.449	1:29.601
20	3:34.952	4 Laps
112	3:30.212	1 Lap
144	3:45.842	5 Laps
100	3:43.968	2 Laps
77	3:47.891	4 Laps
197	3:27.139	1:41.114
9	3:35.486	1 Lap
10	3:28.786	1:43.868
64	3:40.687	2 Laps
19	3:43.660	2 Laps
42	3:45.491	2 Laps
69	3:35.249	1 Lap
95	3:34.270	1 Lap
166	3:33.166	1 Lap
98	3:22.916	2 Laps
26	3:48.167	1 Lap
17	3:44.619	2 Laps
18	3:44.371	2 Laps
80	3:28.428	1:55.113
186	3:35.514	1 Lap
27	3:34.550	1 Lap
35	3:46.611	2 Laps
40	3:41.419	1 Lap
75	3:57.208	3 Laps
73	3:50.321	2 Laps
62	4:22.030	4 Laps
83	3:53.374	3 Laps
48	4:10.051	3 Laps
12	3:31.704	1 Lap
63	3:37.912	1 Lap
14	3:35.157	1 Lap
84	3:25.028	2:53.598
45	7:16.588	3 Laps
85	3:34.744	1 Lap
31	3:34.283	1 Lap
67	3:34.549	1 Lap
89	3:35.725	1 Lap
133	3:35.074	1 Lap
911	3:36.325	1 Lap
11	3:41.055	1 Lap
70	3:36.590	1 Lap
15	3:36.661	1 Lap
91	3:43.626	2 Laps
36	3:30.711	3:12.110
22	3:39.673	1 Lap
13	3:32.183	3:16.251
136	3:50.335	2 Laps
33	3:39.454	1 Lap
29	3:39.866	2 Laps

Lap 23

Nr	Lap Time	Gap
1	3:21.057	
616	3:39.874	2 Laps
51	3:47.490	3 Laps
99	3:36.171	1 Lap
41	3:47.499	4 Laps
331	3:38.404	2 Laps
771	3:39.286	2 Laps
72	3:44.344	2 Laps
87	3:30.056	1 Lap
78	3:54.000	3 Laps
76	3:30.787	1 Lap
2	3:33.362	19.738
58	3:32.978	1 Lap
56	3:59.126	4 Laps
97	3:49.846	3 Laps
65	3:43.857	2 Laps
30	8:38.107	2 Laps
71	3:40.125	2 Laps
61	4:06.754	4 Laps
54	4:02.174	4 Laps
169	3:49.488	3 Laps
96	8:35.217	3 Laps
50	3:44.303	2 Laps
207	8:48.468	3 Laps
38	3:58.913	4 Laps
5	3:18.888	1:18.063
93	3:18.963	1:25.310
79	3:50.697	4 Laps
23	3:21.156	1:29.700
25	3:34.847	2 Laps
28	3:40.225	2 Laps
219	3:39.364	2 Laps
20	3:32.904	4 Laps
197	3:25.168	1:45.225
112	3:31.801	1 Lap
10	3:25.157	1:47.968
92	3:47.601	1 Lap
32	3:43.335	2 Laps
98	3:23.090	2 Laps
100	3:42.599	2 Laps
69	3:32.558	1 Lap
166	3:33.149	1 Lap
95	3:34.425	1 Lap
80	3:28.173	2:02.229
144	3:50.270	5 Laps
9	3:42.113	1 Lap



Spa Six Hours Endurance

SPA SIX HOURS

Race

Analysis by lap

Lapped

Nr	Lap Time	Gap
19	3:42.245	2 Laps
47	21:24.967	22 Laps
186	3:34.846	1 Lap
64	3:46.822	2 Laps
42	3:45.684	2 Laps
27	3:35.733	1 Lap
77	3:56.216	4 Laps
161	7:39.677	3 Laps
17	3:42.924	2 Laps
18	3:45.884	2 Laps
40	3:34.975	1 Lap
35	3:44.881	2 Laps
73	3:43.548	2 Laps
75	3:50.316	3 Laps
84	3:24.903	2:57.444
12	3:32.479	1 Lap
14	3:31.575	1 Lap
85	3:33.004	1 Lap
63	3:35.995	1 Lap
83	4:05.565	3 Laps
48	4:03.413	3 Laps
67	3:36.004	1 Lap
45	3:43.077	3 Laps
133	3:36.378	1 Lap
62	4:16.275	4 Laps
89	3:39.590	1 Lap
36	3:31.180	3:22.233

Lap 24

Nr	Lap Time	Gap
1	3:22.388	
911	3:36.813	2 Laps
31	3:47.171	2 Laps
15	3:36.155	2 Laps
13	3:31.637	1 Lap
70	3:39.057	2 Laps
22	3:38.897	2 Laps
91	3:43.546	3 Laps
33	3:37.454	2 Laps
44	7:04.364	3 Laps
11	3:48.944	2 Laps
29	3:40.109	3 Laps
99	3:34.911	1 Lap
136	3:45.056	3 Laps
616	3:39.937	2 Laps
87	3:30.017	1 Lap
331	3:40.023	2 Laps
771	3:39.532	2 Laps
76	3:33.388	1 Lap
58	3:30.300	1 Lap
51	3:47.283	3 Laps
2	3:32.501	29.851
41	3:47.988	4 Laps
30	3:27.398	2 Laps
72	3:43.640	2 Laps
78	3:47.580	3 Laps
97	3:41.989	3 Laps
71	3:38.046	2 Laps
65	3:43.212	2 Laps
56	3:53.807	4 Laps
54	3:53.228	4 Laps
169	3:49.514	3 Laps
96	3:35.389	3 Laps
61	4:01.190	4 Laps
5	3:18.516	1:14.191
93	3:17.699	1:20.621
50	3:42.343	2 Laps
207	3:41.058	3 Laps
23	3:22.510	1:29.822
197	3:21.042	1:43.879
10	3:23.705	1:49.285
52	9:59.238	4 Laps
20	3:30.573	4 Laps
25	3:37.148	2 Laps
98	3:23.184	2 Laps
38	4:00.659	4 Laps
112	3:34.279	1 Lap
28	3:38.571	2 Laps
219	3:40.389	2 Laps
80	3:25.232	2:05.073
69	3:28.290	1 Lap
79	4:02.807	4 Laps
32	3:42.158	2 Laps
166	3:30.505	1 Lap
95	3:30.345	1 Lap
92	3:44.047	1 Lap
9	3:32.060	1 Lap
100	3:41.058	2 Laps
186	3:29.675	1 Lap
27	3:32.467	1 Lap
19	3:40.580	2 Laps
64	3:39.196	2 Laps
144	3:45.518	5 Laps
47	3:43.257	22 Laps
42	3:43.399	2 Laps
40	3:35.710	1 Lap
17	3:42.573	2 Laps
18	3:42.284	2 Laps
77	3:50.056	4 Laps
161	3:54.026	3 Laps
35	3:44.981	2 Laps
73	3:43.408	2 Laps
84	3:25.298	3:00.354
12	3:32.416	1 Lap
14	3:33.012	1 Lap
63	3:34.081	1 Lap
85	3:34.591	1 Lap

Lap 25

Nr	Lap Time	Gap
1	3:20.702	
75	4:11.270	4 Laps
67	3:36.673	2 Laps
133	3:36.439	2 Laps
31	3:35.703	2 Laps
911	3:38.095	2 Laps
13	3:34.411	1 Lap
36	3:40.003	1 Lap
15	3:38.375	2 Laps
89	3:44.006	2 Laps
83	3:55.038	4 Laps
70	3:38.087	2 Laps
45	3:48.930	4 Laps
99	3:33.478	1 Lap
22	3:39.913	2 Laps
33	3:39.220	2 Laps
44	3:39.300	3 Laps
91	3:41.407	3 Laps
87	3:31.364	1 Lap
48	4:07.828	4 Laps
110	10:50.557	5 Laps
616	3:38.171	2 Laps
29	3:41.676	3 Laps
58	3:31.067	1 Lap
76	3:32.905	1 Lap
771	3:36.570	2 Laps
30	3:28.506	2 Laps
331	3:39.972	2 Laps
2	3:33.660	42.809
136	3:48.599	3 Laps
62	4:17.716	5 Laps
51	3:46.804	3 Laps
72	3:40.851	2 Laps
41	3:45.677	4 Laps
65	3:42.077	2 Laps
78	3:50.109	3 Laps
71	3:48.679	2 Laps
5	3:19.864	1:13.353
93	3:18.110	1:18.029
97	3:59.327	3 Laps
37	11:47.037	6 Laps
96	3:35.148	3 Laps
56	3:56.225	4 Laps
23	3:23.780	1:32.900
169	3:45.476	3 Laps
197	3:21.829	1:45.006
50	3:47.088	2 Laps
54	4:01.306	4 Laps
10	3:21.932	1:50.515
61	4:00.800	4 Laps
98	3:23.694	2 Laps
20	3:28.661	4 Laps
11	5:18.185	2 Laps
25	3:40.629	2 Laps
80	3:28.806	2:13.177
28	3:39.956	2 Laps
69	3:33.655	1 Lap
219	3:39.795	2 Laps
166	3:32.558	1 Lap
112	3:44.806	1 Lap
95	3:32.538	1 Lap
207	4:15.919	3 Laps
52	3:55.008	4 Laps
32	3:38.369	2 Laps
38	3:57.069	4 Laps
9	3:36.536	1 Lap
186	3:34.346	1 Lap
92	3:41.943	1 Lap
27	3:30.836	1 Lap
100	3:39.341	2 Laps
19	3:37.263	2 Laps
64	3:37.818	2 Laps
40	3:34.483	1 Lap
144	3:42.301	5 Laps
47	3:41.367	22 Laps
42	3:40.801	2 Laps
17	3:39.430	2 Laps
18	3:42.671	2 Laps
77	3:47.228	4 Laps
84	3:28.057	3:07.709

Lap 26

Nr	Lap Time	Gap
1	3:17.129	
35	3:45.689	3 Laps
161	3:55.390	4 Laps
12	3:32.922	2 Laps
85	3:31.019	2 Laps
63	3:33.137	2 Laps
14	3:42.007	2 Laps
73	4:01.979	3 Laps
67	3:33.956	2 Laps
133	3:35.500	2 Laps
13	3:30.783	1 Lap
31	3:34.616	2 Laps
911	3:34.689	2 Laps
15	3:33.978	2 Laps
70	3:36.236	2 Laps
99	3:31.495	1 Lap
45	3:38.819	4 Laps
87	3:30.355	1 Lap
89	3:42.965	2 Laps
75	3:57.961	4 Laps
44	3:36.182	3 Laps
22	3:38.834	2 Laps
33	3:39.413	2 Laps
58	3:31.764	1 Lap
30	3:30.227	2 Laps
91	3:40.859	3 Laps
76	3:34.679	1 Lap
83	3:52.915	4 Laps
2	3:32.442	58.122
616	3:40.018	2 Laps
29	3:40.040	3 Laps
331	3:38.500	2 Laps
771	3:53.298	2 Laps
5	3:21.359	1:17.583
48	3:58.826	4 Laps
136	3:48.654	3 Laps
72	3:41.581	2 Laps
93	3:18.520	1:19.420
41	3:48.425	4 Laps
51	3:52.599	3 Laps
71	3:36.168	2 Laps
110	4:15.583	5 Laps
65	3:45.432	2 Laps
23	3:21.409	1:37.180
78	3:47.134	3 Laps
96	3:35.150	3 Laps
62	4:09.317	5 Laps
197	3:21.761	1:49.638
10	3:22.270	1:55.656
98	3:20.555	2 Laps
37	3:53.851	6 Laps
169	3:48.650	3 Laps
56	3:56.816	4 Laps
50	3:40.404	2 Laps
20	3:29.566	4 Laps
80	3:24.709	2:20.757
54	3:58.223	4 Laps
25	3:34.835	2 Laps
69	3:30.774	1 Lap
61	3:56.571	4 Laps
166	3:30.069	1 Lap
95	3:29.964	1 Lap
11	3:44.652	2 Laps
28	3:39.365	2 Laps
219	3:39.535	2 Laps
9	3:33.044	1 Lap
186	3:33.442	1 Lap
27	3:32.752	1 Lap
32	3:41.207	2 Laps
207	3:44.340	3 Laps
92	3:40.041	1 Lap
52	3:48.183	4 Laps
100	3:40.206	2 Laps
19	3:38.389	2 Laps
64	3:37.633	2 Laps
40	3:37.237	1 Lap
38	3:56.957	4 Laps
144	3:39.185	5 Laps
47	3:39.716	22 Laps
84	3:25.223	3:15.803
17	3:39.490	2 Laps
42	3:42.512	2 Laps

Lap 27

Nr	Lap Time	Gap
1	3:19.021	
18	3:41.970	3 Laps
77	3:46.699	5 Laps
12	3:33.374	2 Laps
35	3:44.675	3 Laps
85	3:32.568	2 Laps
63	3:34.209	2 Laps
161	3:53.541	4 Laps
13	3:28.571	1 Lap
67	3:34.642	2 Laps
133	3:35.311	2 Laps



Spa Six Hours Endurance

SPA SIX HOURS

Race

Analysis by lap

Lapped

Nr	Lap Time	Gap
31	3:33.755	2 Laps
911	3:34.063	2 Laps
99	3:29.785	1 Lap
15	3:36.096	2 Laps
87	3:29.434	1 Lap
30	3:24.299	2 Laps
70	3:38.105	2 Laps
45	3:36.430	4 Laps
58	3:29.604	1 Lap
89	3:39.329	2 Laps
76	3:30.258	1 Lap
2	3:29.770	1:08.871
44	3:37.656	3 Laps
22	3:39.832	2 Laps
33	3:41.296	2 Laps
91	3:39.060	3 Laps
5	3:18.115	1:16.677
93	3:17.680	1:18.079
616	3:39.270	2 Laps
29	3:39.532	3 Laps
331	3:37.136	2 Laps
75	3:57.537	4 Laps
83	3:49.552	4 Laps
771	3:35.551	2 Laps
136	3:40.260	3 Laps
23	3:22.591	1:40.750
72	3:43.090	2 Laps
197	3:20.127	1:50.744
41	3:43.114	4 Laps
71	3:37.843	2 Laps
51	3:46.267	3 Laps
96	3:34.652	3 Laps
98	3:19.224	2 Laps
48	4:00.903	4 Laps
65	3:43.476	2 Laps
10	3:23.688	2:00.323
78	3:48.971	3 Laps
20	3:29.342	4 Laps
110	4:06.939	5 Laps
80	3:25.844	2:27.580
50	3:40.732	2 Laps
62	4:04.729	5 Laps
169	3:47.893	3 Laps
37	3:54.726	6 Laps
25	3:31.292	2 Laps
69	3:30.160	1 Lap
56	3:53.908	4 Laps
95	3:29.921	1 Lap
166	3:31.274	1 Lap
28	3:38.887	2 Laps
186	3:33.898	1 Lap
9	3:37.760	1 Lap
27	3:35.597	1 Lap
219	3:41.555	2 Laps
11	3:46.230	2 Laps
32	3:36.363	2 Laps
92	3:38.323	1 Lap
207	3:42.615	3 Laps
61	4:01.226	4 Laps
100	3:38.940	2 Laps

Lap 28

Nr	Lap Time	Gap
1	3:20.516	
52	3:45.569	5 Laps
19	3:38.499	3 Laps
64	3:37.974	3 Laps
84	3:27.652	1 Lap
40	3:48.279	2 Laps
47	3:44.994	23 Laps
46	20:11.864	6 Laps
17	3:43.407	3 Laps
73	6:39.448	4 Laps
144	3:50.456	6 Laps
42	3:43.609	3 Laps
38	3:56.436	5 Laps
12	3:34.157	2 Laps
14	6:56.475	3 Laps
112	8:12.872	3 Laps
36	10:15.237	3 Laps
85	3:32.242	2 Laps
18	3:54.151	3 Laps
77	3:49.167	5 Laps
63	3:37.820	2 Laps
35	3:44.589	3 Laps
13	3:30.423	1 Lap
67	3:34.282	2 Laps
133	3:35.660	2 Laps
99	3:29.871	1 Lap
911	3:35.394	2 Laps
87	3:29.843	1 Lap
30	3:27.762	2 Laps
15	3:34.798	2 Laps
31	3:41.212	2 Laps
161	3:54.147	4 Laps
58	3:30.521	1 Lap
93	3:18.519	1:16.082
70	3:35.664	2 Laps
5	3:20.595	1:16.756
76	3:29.338	1 Lap
45	3:40.843	4 Laps
44	3:36.753	3 Laps
2	3:40.567	1:28.922
22	3:37.702	2 Laps
89	3:43.207	2 Laps
33	3:37.967	2 Laps
91	3:39.456	3 Laps
616	3:37.385	2 Laps
29	3:37.268	3 Laps
331	3:36.887	2 Laps
23	3:23.068	1:43.302
771	3:37.711	2 Laps
197	3:22.643	1:52.871
98	3:18.160	2 Laps
83	3:49.381	4 Laps
136	3:42.428	3 Laps
10	3:24.057	2:03.864
72	3:42.434	2 Laps
71	3:38.762	2 Laps
96	3:32.548	3 Laps
41	3:43.740	4 Laps
75	4:08.029	4 Laps
65	3:41.535	2 Laps
51	3:46.678	3 Laps
20	3:27.334	4 Laps
80	3:23.174	2:30.238
78	3:48.400	3 Laps
48	3:59.635	4 Laps
25	3:32.703	2 Laps
95	3:30.720	1 Lap
69	3:33.609	1 Lap
50	3:44.803	2 Laps
166	3:33.158	1 Lap
169	3:46.348	3 Laps
97	11:35.934	5 Laps
110	4:07.519	5 Laps
37	3:55.116	6 Laps
186	3:31.149	1 Lap
9	3:33.394	1 Lap
28	3:37.806	2 Laps

Lap 29

Nr	Lap Time	Gap
1	3:18.154	
27	3:33.229	2 Laps
32	3:35.643	3 Laps
62	4:12.302	6 Laps
56	4:00.104	5 Laps
219	3:40.262	3 Laps
11	3:39.616	3 Laps
84	3:23.517	1 Lap
92	3:39.369	2 Laps
100	3:41.983	3 Laps
207	3:45.791	4 Laps
19	3:38.875	3 Laps
64	3:41.111	3 Laps
52	3:42.471	5 Laps
61	3:55.408	5 Laps
36	3:22.982	3 Laps
17	3:40.543	3 Laps
47	3:45.902	23 Laps
42	3:42.626	3 Laps
12	3:33.562	2 Laps
73	3:50.886	4 Laps
85	3:34.531	2 Laps
38	3:54.493	5 Laps
63	3:34.552	2 Laps
13	3:31.292	1 Lap
67	3:35.977	2 Laps
30	3:25.761	2 Laps
93	3:19.665	1:17.593
35	3:45.973	3 Laps
5	3:21.581	1:20.183
133	3:37.358	2 Laps
87	3:35.257	1 Lap
99	3:37.295	1 Lap
77	3:56.248	5 Laps
911	3:37.869	2 Laps
15	3:34.898	2 Laps
58	3:31.896	1 Lap
14	4:10.645	3 Laps
112	4:09.960	3 Laps
31	3:38.245	2 Laps
76	3:31.413	1 Lap
70	3:36.529	2 Laps
44	3:36.510	3 Laps
45	3:39.128	4 Laps
161	3:51.243	4 Laps
22	3:37.336	2 Laps
23	3:24.101	1:49.249
33	3:39.037	2 Laps
89	3:43.816	2 Laps
197	3:23.469	1:58.186
616	3:39.417	2 Laps
98	3:19.830	2 Laps
29	3:40.491	3 Laps
331	3:40.603	2 Laps
40	5:02.079	2 Laps
91	3:45.183	3 Laps
10	3:21.030	2:06.740
771	3:52.066	2 Laps
136	3:42.089	3 Laps
96	3:33.647	3 Laps
72	3:39.885	2 Laps
83	3:49.627	4 Laps
71	3:38.841	2 Laps
80	3:23.364	2:35.448
18	5:14.022	3 Laps
41	3:43.740	4 Laps
20	3:28.121	4 Laps
65	3:45.224	2 Laps
51	3:44.282	3 Laps
78	3:43.727	3 Laps
69	3:29.597	1 Lap
95	3:31.104	1 Lap
25	3:32.863	2 Laps
166	3:29.377	1 Lap
48	3:54.628	4 Laps

Lap 30

Nr	Lap Time	Gap
1	3:17.440	
50	3:40.915	3 Laps
169	3:43.575	4 Laps
186	3:32.301	2 Laps
97	3:43.441	6 Laps
9	3:32.556	2 Laps
27	3:33.339	2 Laps
84	3:24.628	1 Lap
28	3:40.656	3 Laps
32	3:38.088	3 Laps
11	3:36.687	3 Laps
37	3:52.996	7 Laps
219	3:39.988	3 Laps
92	3:38.293	2 Laps
110	4:06.220	6 Laps
56	3:57.082	5 Laps
36	3:21.904	3 Laps
100	3:43.734	3 Laps
19	3:41.483	3 Laps
64	3:40.003	3 Laps
207	3:44.277	4 Laps
52	3:42.403	5 Laps
62	4:16.589	6 Laps
12	3:34.121	2 Laps
61	3:53.151	5 Laps
17	3:42.212	3 Laps
85	3:31.972	2 Laps
42	3:40.271	3 Laps
47	3:43.174	23 Laps
13	3:29.925	1 Lap
93	3:19.639	1:19.792
5	3:20.299	1:23.042
30	3:27.228	2 Laps
63	3:39.733	2 Laps
73	3:52.960	4 Laps
67	3:35.485	2 Laps
87	3:29.075	1 Lap
99	3:33.768	1 Lap
38	3:54.611	5 Laps
58	3:29.725	1 Lap
15	3:35.126	2 Laps
911	3:36.686	2 Laps
76	3:32.084	1 Lap
35	3:47.673	3 Laps
133	3:47.782	2 Laps
31	3:41.826	2 Laps
23	3:22.980	1:54.789
70	3:38.791	2 Laps
112	3:46.783	3 Laps
98	3:18.193	2 Laps
77	3:54.511	5 Laps
45	3:42.592	4 Laps
46	8:25.485	7 Laps
197	3:29.807	2:10.553
22	3:42.063	2 Laps
10	3:24.373	2:13.673
44	3:47.570	3 Laps
33	3:38.438	2 Laps
14	4:05.734	3 Laps
161	3:52.497	4 Laps
616	3:40.381	2 Laps
331	3:39.544	2 Laps
29	3:40.495	3 Laps
89	3:44.615	2 Laps
40	3:39.814	2 Laps
91	3:39.929	3 Laps
75	6:51.364	5 Laps



Spa Six Hours Endurance

SPA SIX HOURS

Race

Analysis by lap

Lapped

Nr	Lap Time	Gap
96	3:32.251	3 Laps
80	3:24.963	2:42.971
72	3:37.675	2 Laps
144	9:03.162	7 Laps
20	3:27.760	4 Laps
136	3:46.834	3 Laps
71	3:42.558	2 Laps
83	3:47.459	4 Laps
18	3:42.634	3 Laps
41	3:41.940	4 Laps
65	3:46.168	2 Laps
51	3:45.790	3 Laps
2	8:25.269	1 Lap

Lap 31

Nr	Lap Time	Gap
1	3:18.909	
95	3:29.435	2 Laps
25	3:31.402	3 Laps
166	3:31.043	2 Laps
78	3:45.420	4 Laps
69	3:45.834	2 Laps
186	3:31.315	2 Laps
84	3:24.265	1 Lap
50	3:41.434	3 Laps
9	3:35.259	2 Laps
27	3:34.283	2 Laps
97	3:42.098	6 Laps
169	3:45.103	4 Laps
48	3:59.883	5 Laps
32	3:36.938	3 Laps
11	3:38.245	3 Laps
36	3:22.081	3 Laps
219	3:39.376	3 Laps
28	3:48.526	3 Laps
92	3:38.027	2 Laps
37	3:51.398	7 Laps
19	3:38.383	3 Laps
64	3:37.782	3 Laps
100	3:42.844	3 Laps
52	3:44.260	5 Laps
207	3:47.677	4 Laps
93	3:20.307	1:21.190
12	3:33.921	2 Laps
85	3:33.475	2 Laps
5	3:20.238	1:24.371
13	3:31.891	1 Lap
30	3:27.325	2 Laps
110	4:12.773	6 Laps
56	4:08.261	5 Laps
47	3:43.231	23 Laps
17	3:47.298	3 Laps
42	3:46.260	3 Laps
61	3:56.010	5 Laps
87	3:30.092	1 Lap
63	3:39.118	2 Laps
67	3:35.894	2 Laps
58	3:29.267	1 Lap
99	3:32.387	1 Lap
73	3:45.681	4 Laps
76	3:30.587	1 Lap
23	3:21.489	1:57.369
98	3:17.584	2 Laps
911	3:36.687	2 Laps
62	4:21.215	6 Laps
15	3:47.195	2 Laps
31	3:37.406	2 Laps
35	3:45.998	3 Laps
70	3:38.605	2 Laps
38	3:56.005	5 Laps
10	3:23.035	2:17.799
46	3:35.000	7 Laps
22	3:37.483	2 Laps
45	3:42.575	4 Laps
33	3:38.294	2 Laps
77	3:52.840	5 Laps
112	3:57.212	3 Laps
616	3:38.628	2 Laps
331	3:40.213	2 Laps
40	3:40.315	2 Laps
89	3:41.397	2 Laps
29	3:42.871	3 Laps
91	3:41.808	3 Laps
80	3:25.028	2:49.090
161	3:51.571	4 Laps
96	3:32.788	3 Laps
14	3:58.667	3 Laps
20	3:27.221	4 Laps
75	3:47.881	5 Laps
72	3:36.139	2 Laps
144	3:35.964	7 Laps
71	3:36.396	2 Laps

Lap 32

Nr	Lap Time	Gap
1	3:16.341	
136	3:43.226	4 Laps
2	3:20.037	2 Laps
18	3:41.304	4 Laps
83	3:47.178	5 Laps
41	3:42.140	5 Laps
95	3:29.143	2 Laps
133	4:59.252	3 Laps
166	3:29.828	2 Laps
25	3:31.297	3 Laps
65	3:45.236	3 Laps
51	3:45.451	4 Laps
84	3:30.145	1 Lap
186	3:31.092	2 Laps
78	3:42.737	4 Laps
9	3:33.925	2 Laps
27	3:34.105	2 Laps
50	3:42.587	3 Laps
36	3:20.663	3 Laps
97	3:37.931	6 Laps
169	3:41.161	4 Laps
32	3:34.387	3 Laps
11	3:38.228	3 Laps
92	3:37.680	2 Laps
219	3:45.314	3 Laps
48	3:56.809	5 Laps
197	5:44.434	1 Lap
93	3:17.683	1:22.532
64	3:35.754	3 Laps
5	3:19.138	1:27.168
19	3:37.892	3 Laps
100	3:39.984	3 Laps
37	3:50.828	7 Laps
52	3:36.924	5 Laps
12	3:31.424	2 Laps
85	3:32.968	2 Laps
30	3:24.970	2 Laps
13	3:27.741	1 Lap
207	3:41.804	4 Laps
87	3:30.241	1 Lap
17	3:39.988	3 Laps
47	3:41.578	23 Laps
98	3:20.390	2 Laps
23	3:21.392	2:02.420
42	3:41.273	3 Laps
58	3:30.116	1 Lap
63	3:38.056	2 Laps
99	3:33.165	1 Lap
76	3:30.327	1 Lap
67	3:39.664	2 Laps
110	4:04.409	6 Laps
911	3:38.093	2 Laps
56	4:04.688	5 Laps
10	3:23.476	2:24.934
61	3:57.085	5 Laps
73	3:45.726	4 Laps
70	3:37.726	2 Laps
46	3:30.701	7 Laps
35	3:45.229	3 Laps
31	3:48.010	2 Laps
22	3:36.909	2 Laps
33	3:36.594	2 Laps
38	3:55.078	5 Laps
45	3:39.929	4 Laps
80	3:29.793	3:02.542
616	3:39.661	2 Laps
40	3:35.333	2 Laps
331	3:38.019	2 Laps
77	3:49.665	5 Laps
29	3:38.396	3 Laps
89	3:40.750	2 Laps
112	3:50.889	3 Laps
96	3:33.789	3 Laps
20	3:30.925	4 Laps

Lap 33

Nr	Lap Time	Gap
1	3:16.564	
62	4:25.496	7 Laps
91	3:49.770	4 Laps
2	3:17.909	2 Laps
144	3:34.001	8 Laps
161	3:48.468	5 Laps
72	3:38.295	3 Laps
75	3:50.119	6 Laps
71	3:37.851	3 Laps
771	11:05.596	5 Laps
14	3:57.425	4 Laps
95	3:29.036	2 Laps
136	3:44.117	4 Laps
166	3:29.511	2 Laps
18	3:42.734	4 Laps
133	3:35.299	3 Laps
25	3:33.892	3 Laps
41	3:43.583	5 Laps
83	3:44.540	5 Laps
186	3:33.691	2 Laps
65	3:46.049	3 Laps
36	3:19.473	3 Laps
51	3:45.994	4 Laps
9	3:31.705	2 Laps
78	3:42.779	4 Laps
50	3:39.288	3 Laps
27	3:41.519	2 Laps
97	3:37.615	6 Laps
32	3:38.231	3 Laps
93	3:17.333	1:23.301
169	3:42.337	4 Laps
11	3:34.997	3 Laps
15	5:48.859	3 Laps
5	3:18.154	1:28.758
92	3:32.436	2 Laps
197	3:37.843	1 Lap
64	3:36.578	3 Laps
30	3:24.224	2 Laps
19	3:38.407	3 Laps
13	3:27.440	1 Lap
85	3:31.054	2 Laps
12	3:38.661	2 Laps
98	3:17.332	2 Laps
52	3:43.916	5 Laps
23	3:21.566	2:07.422
37	3:49.451	7 Laps
207	3:42.268	4 Laps
100	3:52.747	3 Laps
87	3:28.926	1 Lap
58	3:25.019	1 Lap
48	4:15.491	5 Laps
76	3:30.665	1 Lap
47	3:40.664	23 Laps
42	3:41.065	3 Laps
63	3:37.050	2 Laps
10	3:21.036	2:29.406
67	3:35.510	2 Laps
99	3:44.251	1 Lap
911	3:36.182	2 Laps
17	4:01.416	3 Laps
73	3:48.310	4 Laps
219	4:55.469	3 Laps
46	3:35.088	7 Laps
70	3:40.064	2 Laps
61	3:56.050	5 Laps
31	3:40.894	2 Laps
110	4:04.987	6 Laps
80	3:26.264	3:12.242
22	3:37.642	2 Laps
35	3:46.253	3 Laps
33	3:37.611	2 Laps
45	3:37.823	4 Laps
40	3:32.613	2 Laps
56	4:12.944	5 Laps

Lap 34

Nr	Lap Time	Gap
1	3:20.693	
616	3:38.482	3 Laps
331	3:38.014	3 Laps
20	3:30.962	5 Laps
2	3:23.183	2 Laps
96	3:34.360	4 Laps
29	3:38.399	4 Laps
89	3:37.157	3 Laps
38	3:54.201	6 Laps
77	3:42.879	6 Laps
112	3:41.803	4 Laps
144	3:34.251	8 Laps
72	3:37.407	3 Laps
71	3:37.587	3 Laps
161	3:50.851	5 Laps
166	3:29.521	2 Laps
75	3:46.212	6 Laps
95	3:39.260	2 Laps
771	3:46.863	5 Laps
25	3:33.577	3 Laps
133	3:36.641	3 Laps
136	3:44.991	4 Laps
62	4:15.170	7 Laps
14	3:55.817	4 Laps
36	3:20.137	3 Laps
18	3:44.019	4 Laps
41	3:41.421	5 Laps
83	3:42.678	5 Laps
69	10:43.646	4 Laps
9	3:29.990	2 Laps
186	3:44.367	2 Laps
65	3:44.199	3 Laps
51	3:43.997	4 Laps
93	3:19.870	1:22.478
78	3:40.275	4 Laps
5	3:17.906	1:25.971
50	3:38.739	3 Laps
97	3:38.272	6 Laps
32	3:33.790	3 Laps
11	3:32.869	3 Laps



Spa Six Hours Endurance
SPA SIX HOURS
Race
Analysis by lap

Lapped

Nr	Lap Time	Gap
92	3:33.134	2 Laps
169	3:40.142	4 Laps
15	3:44.107	3 Laps
30	3:23.593	2 Laps
13	3:26.915	1 Lap
98	3:17.957	2 Laps
197	3:42.303	1 Lap
64	3:37.832	3 Laps
23	3:22.650	2:09.379
85	3:42.390	2 Laps
58	3:25.715	1 Lap
28	11:19.495	5 Laps
87	3:30.021	1 Lap
52	3:37.786	5 Laps
19	3:53.381	3 Laps
10	3:20.114	2:28.827
207	3:41.663	4 Laps
76	3:30.060	1 Lap
37	3:50.002	7 Laps
67	3:34.798	2 Laps
47	3:40.037	23 Laps
42	3:42.653	3 Laps
91	6:10.254	4 Laps
63	3:47.623	2 Laps
911	3:37.262	2 Laps
46	3:29.661	7 Laps
70	3:34.249	2 Laps
80	3:25.296	3:16.845
219	3:41.881	3 Laps

Lap 35

Nr	Lap Time	Gap
1	3:20.861	
2	3:18.768	2 Laps
73	3:50.524	5 Laps
22	3:36.530	3 Laps
40	3:31.977	3 Laps
33	3:37.622	3 Laps
20	3:29.648	5 Laps
45	3:39.925	5 Laps
35	3:46.953	4 Laps
61	3:58.886	6 Laps
616	3:38.992	3 Laps
89	3:34.189	3 Laps
96	3:35.369	4 Laps
331	3:40.346	3 Laps
29	3:37.414	4 Laps
77	3:43.145	6 Laps
110	4:08.762	7 Laps
144	3:38.813	8 Laps
112	3:44.267	4 Laps
72	3:36.205	3 Laps
38	3:51.604	6 Laps
166	3:28.653	2 Laps
36	3:23.772	3 Laps
25	3:32.203	3 Laps
161	3:47.861	5 Laps
133	3:35.939	3 Laps

Nr	Lap Time	Gap
75	3:47.067	6 Laps
84	10:31.271	3 Laps
771	3:46.471	5 Laps
18	3:43.235	4 Laps
69	3:35.658	4 Laps
41	3:46.869	5 Laps
9	3:32.796	2 Laps
136	3:51.440	4 Laps
5	3:20.205	1:25.315
83	3:46.867	5 Laps
14	3:56.179	4 Laps
93	3:30.136	1:31.753
51	3:45.565	4 Laps
65	3:50.002	3 Laps
78	3:47.193	4 Laps
50	3:41.441	3 Laps
62	4:18.318	7 Laps
97	3:43.795	6 Laps
32	3:41.169	3 Laps
11	3:39.030	3 Laps
30	3:27.400	2 Laps
92	3:35.518	2 Laps
98	3:19.420	2 Laps
169	3:42.579	4 Laps
13	3:29.126	1 Lap
23	3:22.196	2:10.714
15	3:43.287	3 Laps
64	3:37.505	3 Laps
58	3:25.173	1 Lap
197	3:42.746	1 Lap
85	3:29.951	2 Laps
87	3:25.707	1 Lap
10	3:19.213	2:27.179
52	3:37.053	5 Laps
76	3:28.495	1 Lap
28	3:48.442	5 Laps
207	3:38.479	4 Laps
67	3:32.758	2 Laps
47	3:38.826	23 Laps
37	3:47.026	7 Laps
42	3:38.417	3 Laps
911	3:35.824	2 Laps
46	3:30.301	7 Laps

Lap 36

Nr	Lap Time	Gap
1	3:17.935	
80	3:25.111	1 Lap
186	5:26.737	3 Laps
2	3:18.061	2 Laps
70	3:40.924	3 Laps
91	4:01.600	5 Laps
219	3:39.229	4 Laps
40	3:30.783	3 Laps
20	3:27.188	5 Laps
22	3:37.327	3 Laps
33	3:35.796	3 Laps
73	3:43.630	5 Laps

Nr	Lap Time	Gap
45	3:35.696	5 Laps
89	3:33.271	3 Laps
96	3:32.949	4 Laps
616	3:38.770	3 Laps
35	3:44.307	4 Laps
29	3:37.649	4 Laps
331	3:38.807	3 Laps
144	3:32.882	8 Laps
61	3:55.013	6 Laps
72	3:35.587	3 Laps
166	3:29.995	2 Laps
77	3:43.368	6 Laps
112	3:41.403	4 Laps
38	3:49.310	6 Laps
25	3:31.652	3 Laps
12	9:14.947	4 Laps
84	3:29.473	3 Laps
133	3:35.821	3 Laps
5	3:24.278	1:31.658
110	4:11.825	7 Laps
161	3:45.996	5 Laps
75	3:45.750	6 Laps
9	3:33.340	2 Laps
69	3:37.163	4 Laps
771	3:50.421	5 Laps
18	3:44.930	4 Laps
41	3:40.910	5 Laps
63	5:32.931	3 Laps
83	3:41.609	5 Laps
14	3:51.939	4 Laps
98	3:25.800	2 Laps
30	3:27.996	2 Laps
51	3:44.690	4 Laps
50	3:42.023	3 Laps
23	3:24.432	2:17.211
78	3:43.749	4 Laps
92	3:37.571	2 Laps
97	3:41.336	6 Laps
11	3:40.529	3 Laps
13	3:31.835	1 Lap
32	3:43.136	3 Laps
169	3:39.563	4 Laps
10	3:20.043	2:29.287
58	3:28.035	1 Lap
65	4:04.378	3 Laps
87	3:29.418	1 Lap
85	3:32.172	2 Laps
15	3:44.068	3 Laps
64	3:38.176	3 Laps
62	4:12.077	7 Laps
197	3:42.422	1 Lap
76	3:28.679	1 Lap
52	3:35.522	5 Laps
100	10:46.150	5 Laps
207	3:39.020	4 Laps
67	3:32.519	2 Laps

Lap 37

Nr	Lap Time	Gap
1	3:23.572	
47	3:41.881	24 Laps
2	3:23.473	2 Laps
42	3:40.316	4 Laps
80	3:26.295	1 Lap
46	3:30.758	8 Laps
911	3:35.979	3 Laps
37	3:48.077	8 Laps
27	12:22.248	5 Laps
186	3:33.003	3 Laps
40	3:27.293	3 Laps
70	3:37.148	3 Laps
20	3:28.901	5 Laps
219	3:41.627	4 Laps
22	3:35.382	3 Laps
33	3:35.930	3 Laps
91	3:55.164	5 Laps
45	3:39.518	5 Laps
73	3:42.576	5 Laps
89	3:36.158	3 Laps
96	3:36.577	4 Laps
616	3:39.327	3 Laps
29	3:37.969	4 Laps
331	3:37.874	3 Laps
144	3:32.123	8 Laps
35	3:46.347	4 Laps
56	11:16.569	8 Laps
72	3:38.241	3 Laps
166	3:40.285	2 Laps
136	6:34.953	5 Laps
112	3:39.807	4 Laps
25	3:31.852	3 Laps
84	3:29.878	3 Laps
5	3:18.620	1:26.706
61	3:50.933	6 Laps
12	3:39.263	4 Laps
77	3:53.574	6 Laps
133	3:35.250	3 Laps
9	3:35.443	2 Laps
48	13:00.527	8 Laps
161	3:48.301	5 Laps
69	3:40.870	4 Laps
75	3:50.923	6 Laps
38	4:15.438	6 Laps
18	3:43.534	4 Laps
98	3:23.666	2 Laps
41	3:43.485	5 Laps
771	3:49.308	5 Laps
63	3:44.467	3 Laps
30	3:26.183	2 Laps
83	3:44.369	5 Laps
110	4:08.281	7 Laps
23	3:24.569	2:18.208
92	3:34.347	2 Laps
10	3:23.579	2:29.294

Nr	Lap Time	Gap
11	3:34.498	3 Laps
14	3:52.926	4 Laps
51	3:47.350	4 Laps
50	3:44.549	3 Laps
97	3:42.047	6 Laps
32	3:39.804	3 Laps
58	3:30.245	1 Lap
78	3:47.957	4 Laps
169	3:39.647	4 Laps
87	3:30.099	1 Lap
17	13:27.582	6 Laps
85	3:33.470	2 Laps
64	3:41.726	3 Laps
15	3:43.927	3 Laps
76	3:31.784	1 Lap
13	4:12.420	1 Lap
52	3:40.908	5 Laps
197	3:54.158	1 Lap

Lap 38

Nr	Lap Time	Gap
1	3:22.087	
100	3:49.607	6 Laps
67	3:36.851	3 Laps
2	3:19.819	2 Laps
207	3:40.170	5 Laps
80	3:24.616	1 Lap
62	4:09.664	8 Laps
46	3:29.864	8 Laps
47	3:38.227	24 Laps
42	3:40.376	4 Laps
911	3:37.490	3 Laps
186	3:35.486	3 Laps
27	3:37.206	5 Laps
40	3:29.851	3 Laps
20	3:30.606	5 Laps
70	3:36.858	3 Laps
37	3:57.256	8 Laps
22	3:34.402	3 Laps
33	3:34.717	3 Laps
219	3:41.198	4 Laps
96	3:39.409	4 Laps
19	12:11.252	6 Laps
89	3:40.409	3 Laps
45	3:44.056	5 Laps
73	3:46.690	5 Laps
144	3:35.726	8 Laps
616	3:39.638	3 Laps
331	3:39.086	3 Laps
29	3:40.927	4 Laps
91	3:54.396	5 Laps
5	3:21.781	1:26.400
72	3:37.861	3 Laps
84	3:28.482	3 Laps
25	3:34.149	3 Laps
35	3:56.049	4 Laps
112	3:47.185	4 Laps
99	15:53.392	5 Laps



Spa Six Hours Endurance

SPA SIX HOURS

Race

Analysis by lap

Lapped

Nr	Lap Time	Gap
136	3:52.301	5 Laps
95	14:28.998	5 Laps
12	3:42.102	4 Laps
133	3:37.294	3 Laps
56	4:01.216	8 Laps
61	3:53.875	6 Laps
9	3:32.359	2 Laps
98	3:18.583	2 Laps
69	3:37.430	4 Laps
30	3:25.843	2 Laps
23	3:25.577	2:21.698
161	3:49.378	5 Laps
75	3:46.563	6 Laps
18	3:42.982	4 Laps
63	3:40.570	3 Laps
10	3:23.317	2:30.524
41	3:46.900	5 Laps
48	3:59.106	8 Laps
83	3:43.671	5 Laps
771	3:46.969	5 Laps
38	3:53.374	6 Laps
92	3:33.344	2 Laps
11	3:33.730	3 Laps
58	3:31.224	1 Lap
166	4:55.971	2 Laps
87	3:30.212	1 Lap
50	3:40.757	3 Laps
97	3:42.354	6 Laps
32	3:43.050	3 Laps
51	3:49.211	4 Laps
78	3:45.370	4 Laps
169	3:43.183	4 Laps
110	4:15.644	7 Laps
14	3:58.832	4 Laps
17	3:44.489	6 Laps
76	3:33.700	1 Lap
64	3:37.664	3 Laps

Lap 39

Nr	Lap Time	Gap
1	3:18.199	
2	3:19.341	2 Laps
15	3:44.639	4 Laps
52	3:37.900	6 Laps
80	3:23.183	1 Lap
67	3:34.930	3 Laps
46	3:31.185	8 Laps
93	12:20.955	3 Laps
100	3:51.288	6 Laps
207	3:52.245	5 Laps
47	3:45.499	24 Laps
911	3:40.657	3 Laps
186	3:39.427	3 Laps
40	3:32.503	3 Laps
42	3:45.909	4 Laps
20	3:31.531	5 Laps
27	3:42.495	5 Laps
70	3:38.654	3 Laps
62	4:13.824	8 Laps
22	3:36.434	3 Laps
33	3:37.844	3 Laps
37	3:49.556	8 Laps
219	3:39.537	4 Laps
96	3:31.586	4 Laps
89	3:33.381	3 Laps
45	3:41.041	5 Laps
144	3:36.882	8 Laps
5	3:30.396	1:38.597
73	3:42.958	5 Laps
616	3:41.816	3 Laps
331	3:41.595	3 Laps
29	3:41.766	4 Laps
84	3:28.789	3 Laps
19	3:57.256	6 Laps
72	3:39.043	3 Laps
25	3:34.291	3 Laps
91	3:54.906	5 Laps
98	3:23.739	2 Laps
112	3:43.330	4 Laps
99	3:43.480	5 Laps
133	3:39.459	3 Laps
12	3:43.598	4 Laps
136	3:45.545	5 Laps
30	3:25.380	2 Laps
95	3:52.527	5 Laps
23	3:21.613	2:25.112
56	3:54.091	8 Laps
61	3:50.883	6 Laps
69	3:36.675	4 Laps
10	3:20.461	2:32.786
9	3:54.743	2 Laps
63	3:33.934	3 Laps
65	10:15.509	5 Laps
13	6:18.441	2 Laps
18	3:39.559	4 Laps
92	3:32.403	2 Laps
161	3:47.524	5 Laps
41	3:41.534	5 Laps
83	3:41.735	5 Laps
11	3:32.635	3 Laps
75	3:47.825	6 Laps
771	3:43.453	5 Laps
87	3:28.263	1 Lap
166	3:38.095	2 Laps
38	3:50.964	6 Laps
48	3:57.313	8 Laps
97	3:36.592	6 Laps
50	3:40.089	3 Laps
32	3:37.091	3 Laps

Lap 40

Nr	Lap Time	Gap
1	3:21.198	
169	3:34.414	5 Laps
2	3:18.087	2 Laps
76	3:29.354	2 Laps
78	3:40.210	5 Laps
51	3:47.438	5 Laps
64	3:39.597	4 Laps
17	3:43.790	7 Laps
80	3:24.357	1 Lap
15	3:41.700	4 Laps
52	3:37.121	6 Laps
67	3:33.864	3 Laps
46	3:26.513	8 Laps
93	3:26.901	3 Laps
110	4:12.872	8 Laps
14	4:12.125	5 Laps
58	4:41.352	2 Laps
77	9:21.604	8 Laps
40	3:30.134	3 Laps
100	3:45.070	6 Laps
20	3:28.105	5 Laps
207	3:43.725	5 Laps
186	3:32.600	3 Laps
911	3:35.430	3 Laps
47	3:38.105	24 Laps
27	3:32.848	5 Laps
42	3:36.655	4 Laps
70	3:35.384	3 Laps
22	3:35.505	3 Laps
33	3:33.208	3 Laps
96	3:31.074	4 Laps
219	3:38.589	4 Laps
37	3:47.857	8 Laps
144	3:30.720	8 Laps
84	3:26.820	3 Laps
89	3:46.718	3 Laps
45	3:38.024	5 Laps
331	3:36.725	3 Laps
29	3:35.846	4 Laps
25	3:29.989	3 Laps
62	4:17.527	8 Laps
73	3:44.202	5 Laps
98	3:16.800	2 Laps
616	3:47.379	3 Laps
19	3:50.741	6 Laps
72	3:49.158	3 Laps
30	3:23.375	2 Laps
91	3:47.752	5 Laps
23	3:20.841	2:24.755
133	3:34.386	3 Laps
112	3:38.635	4 Laps
10	3:17.733	2:29.321
99	3:39.963	5 Laps
12	3:36.207	4 Laps
136	3:42.932	5 Laps
69	3:35.023	4 Laps
95	3:47.791	5 Laps
13	3:32.308	2 Laps
63	3:35.878	3 Laps
92	3:29.832	2 Laps
56	3:55.967	8 Laps
18	3:37.141	4 Laps
11	3:30.700	3 Laps
87	3:25.932	1 Lap
41	3:37.944	5 Laps
61	4:03.332	6 Laps
83	3:40.314	5 Laps
2	3:19.100	1 Lap
75	3:44.206	6 Laps
161	3:46.285	5 Laps
771	3:42.630	5 Laps
166	3:33.907	2 Laps

Lap 41

Nr	Lap Time	Gap
1	3:25.086	
76	3:27.196	2 Laps
97	3:34.524	7 Laps
32	3:33.607	4 Laps
38	3:47.668	7 Laps
169	3:37.504	5 Laps
50	3:43.650	4 Laps
48	3:53.379	9 Laps
80	3:32.102	1 Lap
78	3:46.115	5 Laps
17	3:39.189	7 Laps
51	3:45.391	5 Laps
46	3:24.386	8 Laps
64	3:44.567	4 Laps
52	3:33.984	6 Laps
93	3:25.317	3 Laps
67	3:32.616	3 Laps
15	3:41.379	4 Laps
20	3:25.266	5 Laps
40	3:26.340	3 Laps
186	3:28.599	3 Laps
14	3:49.230	5 Laps
27	3:31.595	5 Laps
911	3:36.061	3 Laps
207	3:38.649	5 Laps
100	3:43.496	6 Laps
47	3:39.069	24 Laps
42	3:38.754	4 Laps
110	4:05.419	8 Laps
65	5:23.996	6 Laps
70	3:34.180	3 Laps
33	3:32.605	3 Laps
96	3:31.996	4 Laps
22	3:41.649	3 Laps
84	3:22.465	3 Laps
219	3:37.598	4 Laps
144	3:30.747	8 Laps
35	10:18.061	6 Laps
98	3:17.518	2 Laps
37	3:44.410	8 Laps
45	3:37.740	5 Laps
331	3:32.772	3 Laps
25	3:30.435	3 Laps
29	3:36.011	4 Laps
23	3:19.591	2:19.260
30	3:22.597	2 Laps
10	3:18.326	2:22.561
73	3:44.382	5 Laps
133	3:32.602	3 Laps
19	3:48.286	6 Laps
12	3:35.856	4 Laps
99	3:39.328	5 Laps
62	4:07.699	8 Laps
91	3:46.871	5 Laps
112	3:49.020	4 Laps
136	3:39.901	5 Laps
69	3:33.201	4 Laps
13	3:29.163	2 Laps
92	3:30.415	2 Laps
63	3:35.418	3 Laps
2	3:15.577	1 Lap
95	3:46.910	5 Laps
11	3:32.359	3 Laps
87	3:36.421	1 Lap
18	3:38.543	4 Laps
77	5:56.703	8 Laps
41	3:37.634	5 Laps
83	3:39.283	5 Laps
56	3:52.421	8 Laps
166	3:36.685	2 Laps
771	3:41.837	5 Laps
76	3:35.003	1 Lap
97	3:35.800	6 Laps
32	3:36.341	3 Laps
161	3:47.334	5 Laps
75	3:48.336	6 Laps
197	13:51.413	4 Laps
169	3:34.427	4 Laps
50	3:35.916	3 Laps
46	3:24.083	7 Laps
38	3:47.383	6 Laps
93	3:27.062	2 Laps
48	3:48.209	8 Laps
78	3:41.560	4 Laps
17	3:38.414	6 Laps
52	3:34.084	5 Laps
15	3:37.782	3 Laps
20	3:22.878	4 Laps
67	3:43.570	2 Laps
40	3:25.220	2 Laps
51	3:53.938	4 Laps
186	3:24.732	2 Laps
27	3:29.493	4 Laps
5	9:53.760	1 Lap
911	3:36.058	2 Laps
207	3:37.269	4 Laps
47	3:37.483	23 Laps
100	3:42.129	5 Laps
14	3:54.558	4 Laps
33	3:31.895	2 Laps
65	3:41.789	5 Laps



Spa Six Hours Endurance

SPA SIX HOURS

Race

Analysis by lap

Lapped

Nr	Lap Time	Gap
84	3:20.177	2 Laps
42	3:46.499	3 Laps
70	3:40.704	2 Laps
96	3:31.154	3 Laps
98	3:17.562	1 Lap
144	3:31.037	7 Laps
219	3:35.031	3 Laps
110	4:05.247	7 Laps
80	5:06.340	5:29.911
9	9:39.087	3 Laps
25	3:32.027	2 Laps
331	3:38.957	2 Laps
30	3:23.683	1 Lap

Lap 42

Nr	Lap Time	Gap
23	3:26.799	
29	3:37.641	4 Laps
45	3:44.182	5 Laps
10	3:26.539	3.041
37	3:51.226	8 Laps
35	4:07.490	6 Laps
133	3:30.257	3 Laps
73	3:41.827	5 Laps
12	3:33.349	4 Laps
99	3:34.748	5 Laps
2	3:15.597	1 Lap
69	3:33.154	4 Laps
19	3:48.322	6 Laps
136	3:40.742	5 Laps
91	3:49.366	5 Laps
92	3:27.230	2 Laps
112	3:45.411	4 Laps
13	3:39.576	2 Laps
63	3:33.070	3 Laps
11	3:32.315	3 Laps
62	4:05.631	8 Laps
18	3:33.967	4 Laps
95	3:43.454	5 Laps
41	3:38.215	5 Laps
166	3:30.946	2 Laps
197	3:24.418	4 Laps
83	3:40.669	5 Laps
77	3:50.269	8 Laps
97	3:35.442	6 Laps
32	3:35.384	3 Laps
771	3:40.919	5 Laps
169	3:32.989	4 Laps
46	3:26.432	7 Laps
56	3:51.982	8 Laps
161	3:44.537	5 Laps
50	3:36.521	3 Laps
93	3:24.428	2 Laps
75	3:46.756	6 Laps
52	3:33.265	5 Laps
20	3:21.922	4 Laps
17	3:36.221	6 Laps
38	3:47.499	6 Laps
78	3:38.790	4 Laps
40	3:27.068	2 Laps
186	3:24.965	2 Laps
48	3:47.549	8 Laps
15	3:38.416	3 Laps
5	3:14.220	1 Lap
27	3:25.797	4 Laps
207	3:33.194	4 Laps
911	3:39.314	2 Laps
84	3:22.173	2 Laps
98	3:15.282	1 Lap
47	3:37.993	23 Laps
58	11:14.612	3 Laps
87	5:21.150	1 Lap
100	3:42.743	5 Laps
96	3:34.490	3 Laps
76	5:06.587	1 Lap
33	3:40.670	2 Laps
65	3:42.275	5 Laps
144	3:30.082	7 Laps
14	3:51.597	4 Laps
219	3:34.396	3 Laps
30	3:20.530	1 Lap
80	3:40.826	3:24.678
25	3:39.227	2 Laps
9	3:47.633	3 Laps
45	3:35.089	4 Laps
331	3:40.272	2 Laps
133	3:29.177	2 Laps
29	3:50.855	3 Laps
110	4:08.742	7 Laps
37	3:43.641	7 Laps
72	10:45.097	4 Laps
2	3:13.338	3:53.383
73	3:39.320	4 Laps
99	3:35.017	4 Laps
89	11:31.792	4 Laps
35	3:57.854	5 Laps
69	3:34.187	3 Laps
12	3:48.410	3 Laps
1	10:04.214	4:18.155
92	3:29.753	1 Lap
19	3:48.363	5 Laps
63	3:36.018	2 Laps
11	3:34.097	2 Laps
112	3:44.483	3 Laps
136	3:47.442	4 Laps
91	3:46.602	4 Laps
18	3:38.117	3 Laps
51	6:08.235	4 Laps
197	3:25.343	3 Laps
166	3:30.003	1 Lap
41	3:36.354	4 Laps
95	3:45.240	4 Laps
83	3:37.021	4 Laps
97	3:32.033	5 Laps
46	3:27.629	6 Laps
169	3:31.748	3 Laps
93	3:24.016	1 Lap
62	4:05.037	7 Laps
771	3:37.843	4 Laps
50	3:35.763	2 Laps
32	3:47.137	2 Laps
20	3:22.165	3 Laps
77	3:52.799	7 Laps
161	3:43.311	4 Laps
75	3:44.330	5 Laps
52	3:32.396	4 Laps
56	3:52.638	7 Laps
5	3:16.088	5:30.322
40	3:28.120	1 Lap
186	3:28.015	1 Lap
42	6:14.761	3 Laps
17	3:38.134	5 Laps
78	3:36.505	3 Laps
27	3:26.533	3 Laps
38	3:46.285	5 Laps
15	3:37.725	2 Laps
48	3:44.774	7 Laps
98	3:13.976	5:57.792
84	3:18.494	1 Lap
207	3:34.985	3 Laps
47	3:32.787	22 Laps
87	3:32.936	5:26.421
13	5:32.055	1 Lap
96	3:33.852	2 Laps
76	3:33.872	5:33.666
144	3:29.692	6 Laps
100	3:41.290	4 Laps
30	3:21.190	5:40.861
58	3:49.252	2 Laps
65	3:41.244	4 Laps
219	3:33.970	2 Laps
14	3:49.416	3 Laps
61	12:55.508	7 Laps
9	3:25.094	2 Laps

Lap 43

Nr	Lap Time	Gap
80	3:38.155	
2	3:12.805	3.355
45	3:33.364	4 Laps
133	3:26.920	2 Laps
72	3:31.205	4 Laps
73	3:36.779	4 Laps
37	3:43.669	7 Laps
99	3:33.363	4 Laps
1	3:24.442	39.764
92	3:26.276	1 Lap
89	3:35.489	4 Laps
69	3:32.135	3 Laps
63	3:27.285	2 Laps
110	4:14.924	7 Laps
11	3:33.877	2 Laps
35	3:57.239	5 Laps
112	3:41.061	3 Laps
197	3:28.003	3 Laps
19	3:47.189	5 Laps
136	3:45.124	4 Laps
166	3:30.704	1 Lap
18	3:36.974	3 Laps
91	3:46.230	4 Laps
64	13:37.076	5 Laps
46	3:21.793	6 Laps
41	3:34.587	4 Laps
93	3:22.590	1 Lap
97	3:33.831	5 Laps
95	3:41.442	4 Laps
169	3:32.007	3 Laps
83	3:38.926	4 Laps
20	3:22.824	3 Laps
12	4:26.178	3 Laps
5	3:16.670	1:44.159
51	3:59.585	4 Laps
616	15:53.180	5 Laps
771	3:40.162	4 Laps
50	3:34.487	2 Laps
40	3:25.111	1 Lap
52	3:32.362	4 Laps
186	3:26.185	1 Lap
62	3:58.357	7 Laps
161	3:43.751	4 Laps
75	3:42.941	5 Laps
77	3:50.477	7 Laps
98	3:14.368	2:09.327
17	3:35.215	5 Laps
27	3:26.569	3 Laps
78	3:37.668	3 Laps
56	3:48.776	7 Laps
84	3:20.574	1 Lap
15	3:37.555	2 Laps
22	13:34.713	4 Laps
38	3:46.541	5 Laps
42	3:58.803	3 Laps
48	3:41.614	7 Laps
207	3:36.571	3 Laps
47	3:33.949	22 Laps
87	3:31.023	2:54.611
30	3:20.087	2:58.115
144	3:26.256	6 Laps
13	3:34.519	1 Lap
96	3:30.866	2 Laps
76	3:31.848	3:02.681
29	6:14.227	3 Laps
100	3:36.871	4 Laps
219	3:33.182	2 Laps

Lap 44

Nr	Lap Time	Gap
2	3:13.054	
9	3:24.173	3 Laps
65	3:40.464	5 Laps
58	3:48.085	3 Laps
80	3:38.096	21.687
14	3:44.080	4 Laps
133	3:28.619	2 Laps
45	3:33.135	4 Laps
61	3:55.657	8 Laps
72	3:31.561	4 Laps
67	12:27.334	4 Laps
1	3:22.776	46.131
28	34:17.646	13 Laps
92	3:25.227	1 Lap
73	3:37.119	4 Laps
99	3:32.933	4 Laps
37	3:41.577	7 Laps
89	3:31.230	4 Laps
69	3:32.642	3 Laps
23	11:24.819	1 Lap
63	3:26.498	2 Laps
197	3:21.091	3 Laps
11	3:36.034	2 Laps
166	3:26.854	1 Lap
112	3:34.649	3 Laps
46	3:25.906	6 Laps
93	3:24.708	1 Lap
136	3:36.630	4 Laps
18	3:37.456	3 Laps
20	3:21.073	3 Laps
41	3:37.067	4 Laps
19	3:46.999	5 Laps
91	3:45.194	4 Laps
97	3:33.739	5 Laps
5	3:23.289	1:51.039
169	3:33.084	3 Laps
35	4:00.335	5 Laps
83	3:35.520	4 Laps
12	3:32.985	3 Laps
95	3:40.691	4 Laps
40	3:24.603	1 Lap
64	3:59.220	5 Laps
98	3:12.737	2:05.655
50	3:33.580	2 Laps
771	3:36.189	4 Laps
616	3:40.707	5 Laps
52	3:30.041	4 Laps
186	3:35.242	1 Lap
51	3:52.040	4 Laps
10	12:41.392	1 Lap
27	3:33.147	3 Laps
17	3:37.471	5 Laps
78	3:36.741	3 Laps
161	3:47.130	4 Laps
75	3:44.312	5 Laps
70	13:37.556	4 Laps
15	3:36.748	2 Laps
77	3:53.173	7 Laps
56	3:47.173	7 Laps
22	3:36.498	4 Laps
62	4:05.258	7 Laps



Spa Six Hours Endurance

SPA SIX HOURS

Race

Analysis by lap

Lapped

Nr	Lap Time	Gap
48	3:40.376	7 Laps
38	3:43.424	5 Laps
207	3:31.127	3 Laps
30	3:20.168	3:01.874
144	3:29.043	6 Laps
87	3:34.137	3:12.339
42	3:57.262	3 Laps

Lap 45

Nr	Lap Time	Gap
2	3:12.874	
96	3:31.494	3 Laps
13	3:37.039	2 Laps
76	3:34.680	1 Lap
47	3:48.302	23 Laps
9	3:22.659	3 Laps
100	3:37.779	5 Laps
219	3:33.186	3 Laps
65	3:39.333	5 Laps
29	4:02.872	4 Laps
133	3:27.480	2 Laps
84	4:50.630	2 Laps
58	3:43.306	3 Laps
45	3:33.518	4 Laps
80	3:37.898	46.711
72	3:32.498	4 Laps
14	3:49.443	4 Laps
1	3:26.661	59.918
92	3:27.115	1 Lap
67	3:39.158	4 Laps
99	3:31.133	4 Laps
23	3:21.051	1 Lap
61	3:55.146	8 Laps
73	3:39.829	4 Laps
89	3:33.566	4 Laps
28	3:43.017	13 Laps
63	3:29.024	2 Laps
197	3:20.010	3 Laps
69	3:37.820	3 Laps
37	3:43.538	7 Laps
46	3:18.778	6 Laps
33	12:13.088	4 Laps
93	3:19.552	1 Lap
166	3:26.739	1 Lap
112	3:32.332	3 Laps
20	3:20.873	3 Laps
136	3:33.299	4 Laps
18	3:32.375	3 Laps
41	3:32.675	4 Laps
98	3:15.592	2:08.373
169	3:32.383	3 Laps
19	3:37.900	5 Laps
97	3:35.152	5 Laps
91	3:38.633	4 Laps
40	3:23.624	1 Lap
12	3:35.256	3 Laps
83	3:37.474	4 Laps
95	3:37.198	4 Laps
50	3:33.519	2 Laps
5	3:50.542	2:28.707
10	3:18.537	1 Lap
52	3:33.716	4 Laps
771	3:39.553	4 Laps
616	3:40.970	5 Laps
911	13:32.034	4 Laps
27	3:29.587	3 Laps
35	4:03.487	5 Laps
64	3:56.514	5 Laps
17	3:34.510	5 Laps
78	3:35.437	3 Laps
51	3:49.168	4 Laps
25	13:02.577	4 Laps
161	3:41.917	4 Laps
15	3:34.138	2 Laps
75	3:43.218	5 Laps
22	3:34.574	4 Laps
30	3:20.029	3:09.029
70	3:41.190	4 Laps

Lap 46

Nr	Lap Time	Gap
2	3:11.668	
207	3:33.216	4 Laps
77	3:51.095	8 Laps
56	3:51.217	8 Laps
144	3:28.784	7 Laps
87	3:29.812	1 Lap
38	3:46.682	6 Laps
9	3:22.268	3 Laps
96	3:32.990	3 Laps
48	3:54.846	8 Laps
76	3:30.425	1 Lap
62	4:00.933	8 Laps
13	3:36.256	2 Laps
219	3:28.904	3 Laps
42	3:50.951	4 Laps
100	3:33.021	5 Laps
133	3:24.326	2 Laps
65	3:35.251	5 Laps
45	3:30.392	4 Laps
80	3:31.347	1:06.390
1	3:20.569	1:08.819
58	3:43.071	3 Laps
72	3:30.781	4 Laps
331	14:22.147	5 Laps
92	3:27.292	1 Lap
23	3:20.239	1 Lap
29	4:02.528	4 Laps
99	3:27.849	4 Laps
67	3:34.004	4 Laps
197	3:21.425	3 Laps
14	3:47.450	4 Laps
89	3:28.857	4 Laps
63	3:25.561	2 Laps
73	3:32.760	4 Laps
28	3:33.501	13 Laps
69	3:28.140	3 Laps
46	3:16.472	6 Laps
93	3:16.124	1 Lap
37	3:37.311	7 Laps
61	3:50.037	8 Laps
166	3:24.889	1 Lap
20	3:20.799	3 Laps
33	3:35.546	4 Laps
112	3:29.283	3 Laps
32	13:35.724	5 Laps
98	3:13.749	2:10.454
136	3:33.396	4 Laps
18	3:33.117	3 Laps
110	11:00.551	9 Laps
41	3:30.842	4 Laps
40	3:22.262	1 Lap
5	3:11.074	2:28.113
97	3:29.553	5 Laps
169	3:31.585	3 Laps
10	3:13.028	1 Lap
11	7:38.665	3 Laps
91	3:36.723	4 Laps
12	3:31.137	3 Laps
19	3:39.619	5 Laps
83	3:33.573	4 Laps
95	3:32.996	4 Laps
50	3:29.665	2 Laps
52	3:24.594	4 Laps
27	3:23.741	3 Laps
771	3:32.452	4 Laps
616	3:32.528	5 Laps

Lap 47

Nr	Lap Time	Gap
2	3:11.116	
30	3:18.169	1 Lap
78	3:34.032	4 Laps
35	3:53.688	6 Laps
17	3:47.147	6 Laps
15	3:34.272	3 Laps
25	3:39.309	5 Laps
911	4:00.476	5 Laps
22	3:34.834	5 Laps
64	3:54.983	6 Laps
51	3:48.269	5 Laps
207	3:24.824	4 Laps
75	3:39.876	6 Laps
161	3:41.494	5 Laps
70	3:39.294	5 Laps
144	3:24.761	7 Laps
9	3:17.013	3 Laps
87	3:28.660	1 Lap
96	3:27.852	3 Laps
76	3:29.352	1 Lap
77	3:46.080	8 Laps
56	3:45.947	8 Laps
38	3:41.324	6 Laps
219	3:29.992	3 Laps
13	3:36.232	2 Laps
48	3:43.495	8 Laps
133	3:23.912	2 Laps
100	3:34.802	5 Laps
62	3:54.273	8 Laps
1	3:16.083	1:13.786
42	3:48.786	4 Laps
65	3:34.868	5 Laps
80	3:27.108	1:22.382
23	3:17.628	1 Lap
72	3:29.801	4 Laps
331	3:34.080	5 Laps
197	3:16.564	3 Laps
58	3:40.823	3 Laps
99	3:28.275	4 Laps
46	3:16.367	6 Laps
63	3:24.570	2 Laps
93	3:17.250	1 Lap
89	3:28.775	4 Laps
73	3:26.287	4 Laps
92	3:45.591	1 Lap
67	3:37.029	4 Laps
69	3:29.660	3 Laps
28	3:32.740	13 Laps
20	3:18.137	3 Laps
166	3:25.942	1 Lap
98	3:13.747	2:13.085
14	3:54.125	4 Laps
37	3:34.471	7 Laps
112	3:29.405	3 Laps
5	3:11.333	2:28.330
33	3:36.447	4 Laps
40	3:18.040	1 Lap
10	3:15.321	1 Lap
18	3:30.690	3 Laps
136	3:32.324	4 Laps
41	3:29.316	4 Laps
29	4:28.229	4 Laps
97	3:29.093	5 Laps
169	3:29.188	3 Laps
32	3:51.977	5 Laps
11	3:27.222	3 Laps
12	3:29.775	3 Laps
50	3:31.979	2 Laps
52	3:32.214	4 Laps
83	3:36.049	4 Laps
110	3:55.171	9 Laps
91	3:40.839	4 Laps
27	3:23.800	3 Laps

Lap 48

Nr	Lap Time	Gap
2	3:08.874	
19	3:40.171	6 Laps
95	3:37.591	5 Laps
30	3:12.931	1 Lap
771	3:34.586	5 Laps
616	3:31.914	6 Laps
186	10:47.826	4 Laps
78	3:29.627	4 Laps
25	3:31.986	5 Laps
9	3:20.323	3 Laps
15	3:34.546	3 Laps
22	3:32.234	5 Laps
17	3:38.024	6 Laps
144	3:26.512	7 Laps
207	3:32.110	4 Laps
911	3:37.641	5 Laps
75	3:39.175	6 Laps
87	3:28.583	1 Lap
161	3:44.457	5 Laps
70	3:43.216	5 Laps
96	3:28.903	3 Laps
76	3:27.033	1 Lap
35	3:58.249	6 Laps
51	3:51.697	5 Laps
64	3:54.562	6 Laps
219	3:27.715	3 Laps
77	3:40.117	8 Laps
133	3:24.803	2 Laps
1	3:15.035	1:19.947
13	3:33.418	2 Laps
38	3:41.317	6 Laps
56	3:45.687	8 Laps
100	3:30.827	5 Laps
47	10:48.226	25 Laps
48	3:38.405	8 Laps
23	3:14.926	1 Lap
80	3:27.319	1:40.827
65	3:31.437	5 Laps
197	3:15.355	3 Laps
72	3:26.903	4 Laps
46	3:13.112	6 Laps
93	3:13.774	1 Lap
42	3:48.824	4 Laps
331	3:31.111	5 Laps
63	3:19.893	2 Laps
99	3:25.996	4 Laps
58	3:37.332	3 Laps
89	3:27.430	4 Laps
73	3:26.571	4 Laps
20	3:15.228	3 Laps
69	3:24.081	3 Laps
62	4:12.159	8 Laps
67	3:29.371	4 Laps
98	3:16.332	2:20.543
28	3:26.098	13 Laps
166	3:20.109	1 Lap
5	3:05.464	2:24.920
92	3:50.025	1 Lap
37	3:29.155	7 Laps
10	3:10.875	1 Lap
40	3:16.842	1 Lap
112	3:25.594	3 Laps
33	3:33.903	4 Laps



Spa Six Hours Endurance

SPA SIX HOURS

Race

Analysis by lap

Lapped

Nr	Lap Time	Gap
14	3:48.797	4 Laps
18	3:27.785	3 Laps
136	3:28.492	4 Laps
41	3:26.324	4 Laps
97	3:22.523	5 Laps
169	3:22.618	3 Laps
Lap 49		
2	3:06.488	
11	3:26.068	4 Laps
12	3:25.285	4 Laps
52	3:20.707	5 Laps
27	3:19.523	4 Laps
30	3:13.284	1 Lap
50	3:29.080	3 Laps
32	3:49.957	6 Laps
91	3:32.991	5 Laps
83	3:33.794	5 Laps
95	3:35.410	5 Laps
19	3:39.353	6 Laps
186	3:20.263	4 Laps
771	3:35.531	5 Laps
616	3:34.918	6 Laps
110	3:47.757	10 Laps
78	3:24.935	4 Laps
9	3:13.082	3 Laps
144	3:20.465	7 Laps
22	3:25.985	5 Laps
25	3:29.757	5 Laps
15	3:29.198	3 Laps
17	3:28.461	6 Laps
87	3:22.266	1 Lap
911	3:29.566	5 Laps
207	3:34.659	4 Laps
76	3:21.247	1 Lap
75	3:30.443	6 Laps
96	3:23.600	3 Laps
1	3:13.291	1:26.750
161	3:35.835	5 Laps
70	3:35.242	5 Laps
219	3:23.751	3 Laps
133	3:20.577	2 Laps
51	3:44.290	5 Laps
23	3:15.960	1 Lap
35	3:47.223	6 Laps
13	3:31.409	2 Laps
64	3:47.938	6 Laps
100	3:28.326	5 Laps
38	3:36.874	6 Laps
197	3:14.018	3 Laps
77	3:42.604	8 Laps
47	3:40.044	25 Laps
80	3:26.221	2:00.560
46	3:15.801	6 Laps
48	3:40.608	8 Laps
93	3:12.734	1 Lap
56	3:46.520	8 Laps
65	3:32.235	5 Laps
72	3:22.369	4 Laps
63	3:16.023	2 Laps
99	3:21.508	4 Laps
331	3:28.571	5 Laps
5	3:05.466	2:23.898
20	3:17.898	3 Laps
73	3:23.151	4 Laps
69	3:20.530	3 Laps
42	3:44.549	4 Laps
166	3:22.053	1 Lap
89	3:31.256	4 Laps
28	3:25.187	13 Laps
10	3:10.460	1 Lap
58	3:39.715	3 Laps
67	3:32.446	4 Laps
40	3:15.238	1 Lap
112	3:23.120	3 Laps
37	3:28.577	7 Laps
Lap 50		
2	3:04.622	
136	3:27.610	5 Laps
33	3:33.859	5 Laps
97	3:27.041	6 Laps
169	3:27.067	4 Laps
18	3:31.471	4 Laps
41	3:30.734	5 Laps
11	3:20.753	4 Laps
30	3:12.153	1 Lap
27	3:16.558	4 Laps
14	3:39.556	5 Laps
52	3:21.556	5 Laps
12	3:26.435	4 Laps
50	3:24.082	3 Laps
61	11:16.330	11 Laps
186	3:19.039	4 Laps
91	3:31.715	5 Laps
83	3:34.733	5 Laps
95	3:31.281	5 Laps
9	3:14.286	3 Laps
19	3:33.539	6 Laps
771	3:30.837	5 Laps
78	3:26.853	4 Laps
616	3:32.637	6 Laps
32	3:51.863	6 Laps
144	3:19.532	7 Laps
110	3:42.033	10 Laps
22	3:23.662	5 Laps
25	3:25.533	5 Laps
15	3:25.731	3 Laps
87	3:21.866	1 Lap
17	3:28.101	6 Laps
1	3:09.271	1:31.399
76	3:19.967	1 Lap
911	3:29.357	5 Laps
96	3:22.290	3 Laps
75	3:28.192	6 Laps
133	3:19.018	2 Laps
23	3:10.372	1 Lap
219	3:25.364	3 Laps
70	3:33.516	5 Laps
197	3:11.835	3 Laps
161	3:37.776	5 Laps
100	3:25.801	5 Laps
93	3:13.570	1 Lap
13	3:30.878	2 Laps
46	3:15.661	6 Laps
51	3:43.469	5 Laps
80	3:27.399	2:23.337
5	3:05.083	2:24.359
38	3:38.330	6 Laps
72	3:27.098	4 Laps
63	3:25.302	2 Laps
35	3:51.835	6 Laps
77	3:43.725	8 Laps
64	3:50.062	6 Laps
47	3:42.569	25 Laps
99	3:24.393	4 Laps
65	3:35.600	5 Laps
48	3:42.209	8 Laps
20	3:18.179	3 Laps
56	3:42.821	8 Laps
69	3:18.287	3 Laps
73	3:19.673	4 Laps
10	3:09.956	1 Lap
331	3:30.670	5 Laps
166	3:19.005	1 Lap
89	3:24.042	4 Laps
28	3:23.004	13 Laps
40	3:17.222	1 Lap
Lap 51		
2	3:03.036	
67	3:27.023	5 Laps
58	3:34.706	4 Laps
112	3:24.294	4 Laps
37	3:26.961	8 Laps
42	3:53.979	5 Laps
30	3:09.311	1 Lap
169	3:23.338	4 Laps
97	3:25.246	6 Laps
27	3:19.189	4 Laps
136	3:29.660	5 Laps
11	3:26.560	4 Laps
18	3:28.831	4 Laps
33	3:32.277	5 Laps
41	3:30.719	5 Laps
12	3:21.973	4 Laps
52	3:30.576	5 Laps
14	3:33.690	5 Laps
9	3:06.810	3 Laps
50	3:27.075	3 Laps
186	3:19.419	4 Laps
91	3:29.724	5 Laps
95	3:26.150	5 Laps
19	3:29.573	6 Laps
78	3:24.938	4 Laps
144	3:18.827	7 Laps
771	3:29.456	5 Laps
616	3:28.096	6 Laps
1	3:10.889	1:39.252
22	3:22.547	5 Laps
87	3:17.920	1 Lap
25	3:26.077	5 Laps
15	3:30.727	3 Laps
76	3:25.891	1 Lap
23	3:09.734	1 Lap
110	3:42.307	10 Laps
96	3:23.872	3 Laps
17	3:30.106	6 Laps
911	3:27.843	5 Laps
133	3:17.122	2 Laps
32	3:53.935	6 Laps
197	3:06.139	3 Laps
75	3:29.856	6 Laps
219	3:20.462	3 Laps
93	3:10.099	1 Lap
46	3:08.658	6 Laps
5	3:02.050	2:23.373
70	3:31.537	5 Laps
100	3:26.451	5 Laps
13	3:23.766	2 Laps
161	3:36.773	5 Laps
80	3:26.220	2:46.521
63	3:18.754	2 Laps
72	3:21.635	4 Laps
20	3:15.250	3 Laps
99	3:18.754	4 Laps
10	3:09.688	1 Lap
51	3:39.938	5 Laps
38	3:36.550	6 Laps
69	3:19.137	3 Laps
Lap 52		
2	3:07.459	
77	3:37.291	9 Laps
65	3:32.774	6 Laps
73	3:27.236	5 Laps
166	3:22.542	2 Laps
64	3:42.709	7 Laps
48	3:36.570	9 Laps
35	3:47.117	7 Laps
40	3:17.801	2 Laps
331	3:30.429	6 Laps
89	3:23.559	5 Laps
28	3:24.338	14 Laps
92	9:58.226	4 Laps
56	3:42.832	9 Laps
67	3:22.034	5 Laps
47	3:58.083	26 Laps
58	3:26.087	4 Laps
30	3:09.460	1 Lap
112	3:22.190	4 Laps
37	3:23.816	8 Laps
27	3:17.088	4 Laps
169	3:22.669	4 Laps
207	8:54.832	6 Laps
97	3:22.657	6 Laps
11	3:18.903	4 Laps
136	3:28.849	5 Laps
9	3:12.204	3 Laps
62	11:10.832	11 Laps
12	3:24.759	4 Laps
18	3:29.260	4 Laps
33	3:28.872	5 Laps
41	3:28.939	5 Laps
29	13:58.093	8 Laps
186	3:15.895	4 Laps
98	11:15.134	3 Laps
50	3:23.227	3 Laps
14	3:34.937	5 Laps
42	4:19.058	5 Laps
95	3:24.914	5 Laps
1	3:07.484	1:39.277
91	3:26.899	5 Laps
144	3:17.038	7 Laps
78	3:23.013	4 Laps
771	3:25.937	5 Laps
87	3:16.139	1 Lap
616	3:26.692	6 Laps
19	3:31.636	6 Laps
22	3:19.443	5 Laps
23	3:08.177	1 Lap
25	3:20.359	5 Laps
197	3:09.193	3 Laps
76	3:20.072	1 Lap
96	3:20.741	3 Laps
15	3:24.588	3 Laps
133	3:18.205	2 Laps
5	3:01.248	2:17.162
17	3:28.702	6 Laps
911	3:26.178	5 Laps
46	3:13.271	6 Laps
93	3:14.468	1 Lap
219	3:24.534	3 Laps
110	3:39.754	10 Laps
75	3:29.189	6 Laps
61	8:12.463	12 Laps
32	3:47.507	6 Laps
70	3:31.021	5 Laps
10	3:06.065	1 Lap
100	3:27.977	5 Laps
13	3:28.879	2 Laps
63	3:15.090	2 Laps
20	3:13.718	3 Laps
72	3:18.033	4 Laps



Spa Six Hours Endurance

SPA SIX HOURS

Race

Analysis by lap

Lapped

Lap 53

Nr	Lap Time	Gap
2	3:01.901	
80	3:22.846	1 Lap
99	3:17.554	5 Laps
69	3:15.130	4 Laps
161	3:44.188	6 Laps
40	3:13.891	2 Laps
166	3:20.516	2 Laps
73	3:24.151	5 Laps
38	3:35.114	7 Laps
65	3:29.553	6 Laps
89	3:20.471	5 Laps
51	3:42.936	6 Laps
77	3:34.666	9 Laps
92	3:21.760	4 Laps
28	3:23.832	14 Laps
30	3:08.995	1 Lap
331	3:30.891	6 Laps
67	3:23.120	5 Laps
48	3:39.644	9 Laps
64	3:40.451	7 Laps
56	3:34.639	9 Laps
35	3:41.560	7 Laps
58	3:27.420	4 Laps
112	3:27.347	4 Laps
37	3:23.677	8 Laps
27	3:11.580	4 Laps
169	3:19.402	4 Laps
207	3:19.924	6 Laps
11	3:18.956	4 Laps
9	3:10.580	3 Laps
97	3:21.008	6 Laps
12	3:19.865	4 Laps
18	3:20.956	4 Laps
98	3:14.214	3 Laps
186	3:17.511	4 Laps
41	3:25.541	5 Laps
33	3:28.072	5 Laps
50	3:22.958	3 Laps
62	3:36.886	11 Laps
1	3:07.134	1:44.510
144	3:17.298	7 Laps
87	3:13.248	1 Lap
95	3:28.385	5 Laps
91	3:27.291	5 Laps
23	3:09.506	1 Lap
14	3:43.236	5 Laps
78	3:23.649	4 Laps
197	3:06.080	3 Laps
29	4:01.461	8 Laps
771	3:26.789	5 Laps
616	3:24.978	6 Laps
5	3:01.042	2:16.303
25	3:18.474	5 Laps
22	3:27.854	5 Laps
42	3:50.814	5 Laps
19	3:31.621	6 Laps
76	3:15.905	1 Lap
133	3:12.897	2 Laps
93	3:04.938	1 Lap
15	3:19.366	3 Laps
96	3:21.468	3 Laps
46	3:07.900	6 Laps
17	3:22.417	6 Laps
911	3:22.770	5 Laps
219	3:17.788	3 Laps
10	3:02.970	1 Lap
75	3:28.932	6 Laps

Lap 54

Nr	Lap Time	Gap
2	3:05.362	
110	3:38.355	11 Laps
20	3:12.580	4 Laps
63	3:17.476	3 Laps
72	3:15.387	5 Laps
100	3:25.716	6 Laps
13	3:26.493	3 Laps
80	3:20.555	1 Lap
69	3:14.686	4 Laps
99	3:20.012	5 Laps
61	3:43.047	13 Laps
70	3:35.906	6 Laps
40	3:09.771	2 Laps
166	3:12.096	2 Laps
32	3:53.829	7 Laps
89	3:20.914	5 Laps
30	3:13.353	1 Lap
65	3:24.169	6 Laps
92	3:20.587	4 Laps
28	3:21.008	14 Laps
38	3:30.201	7 Laps
67	3:21.998	5 Laps
77	3:31.332	9 Laps
51	3:34.657	6 Laps
331	3:36.173	6 Laps
27	3:16.395	4 Laps
64	3:38.617	7 Laps
58	3:27.717	4 Laps
112	3:27.868	4 Laps
9	3:10.511	3 Laps
37	3:27.093	8 Laps
35	3:43.787	7 Laps
11	3:19.648	4 Laps
56	3:46.066	9 Laps
207	3:21.458	6 Laps
169	3:22.571	4 Laps
97	3:20.192	6 Laps
98	3:11.380	3 Laps
186	3:11.146	4 Laps
12	3:19.422	4 Laps
1	3:06.739	1:45.887
41	3:20.397	5 Laps
33	3:22.389	5 Laps
50	3:19.111	3 Laps
18	3:32.750	4 Laps
62	3:23.447	11 Laps
144	3:13.033	7 Laps
23	3:04.031	1 Lap
197	3:01.047	3 Laps
87	3:11.643	1 Lap
5	3:02.435	2:13.376
52	10:31.674	7 Laps
78	3:21.633	4 Laps
95	3:25.978	5 Laps
91	3:25.847	5 Laps
133	3:15.214	2 Laps
93	3:10.643	1 Lap
25	3:22.928	5 Laps
771	3:29.653	5 Laps
616	3:30.994	6 Laps
46	3:16.343	6 Laps
76	3:25.227	1 Lap
22	3:28.623	5 Laps
15	3:21.388	3 Laps
96	3:20.853	3 Laps
19	3:30.919	6 Laps
10	3:00.688	1 Lap
911	3:22.097	5 Laps
29	3:53.146	8 Laps
219	3:21.517	3 Laps

Lap 55

Nr	Lap Time	Gap
2	2:59.445	
17	3:28.297	7 Laps
20	3:11.337	4 Laps
75	3:27.392	7 Laps
72	3:12.140	5 Laps
63	3:14.531	3 Laps
69	3:19.434	4 Laps
110	3:35.062	11 Laps
99	3:19.258	5 Laps
100	3:24.300	6 Laps
80	3:22.388	1 Lap
40	3:12.309	2 Laps
48	6:02.857	10 Laps
166	3:14.835	2 Laps
70	3:30.481	6 Laps
30	3:07.881	1 Lap
61	3:37.372	13 Laps
89	3:18.943	5 Laps
92	3:15.955	4 Laps
65	3:24.025	6 Laps
28	3:21.997	14 Laps
38	3:23.648	7 Laps
67	3:17.360	5 Laps
13	4:02.814	3 Laps
32	3:48.744	7 Laps
9	3:04.796	3 Laps
77	3:25.529	9 Laps
27	3:15.974	4 Laps
51	3:35.783	6 Laps
58	3:22.875	4 Laps
112	3:23.120	4 Laps
37	3:23.838	8 Laps
169	3:14.939	4 Laps
11	3:16.574	4 Laps
98	3:12.811	3 Laps
186	3:12.447	4 Laps
207	3:24.433	6 Laps
1	3:07.861	1:54.303
97	3:24.547	6 Laps
331	3:44.694	6 Laps
12	3:22.369	4 Laps
64	3:43.180	7 Laps
35	3:40.647	7 Laps
41	3:19.482	5 Laps
23	3:04.404	1 Lap
56	3:40.017	9 Laps
197	3:03.737	3 Laps
33	3:24.607	5 Laps
50	3:23.913	3 Laps
144	3:13.505	7 Laps
5	3:06.557	2:20.488
87	3:10.963	1 Lap
62	3:22.534	11 Laps
93	3:03.898	1 Lap
52	3:24.593	7 Laps
78	3:21.948	4 Laps
133	3:13.834	2 Laps
95	3:23.959	5 Laps
91	3:24.169	5 Laps
46	3:08.659	6 Laps
25	3:16.425	5 Laps
10	3:02.389	1 Lap
76	3:15.008	1 Lap

Lap 56

Nr	Lap Time	Gap
2	3:00.483	
771	3:25.510	6 Laps
616	3:24.738	7 Laps
15	3:21.844	4 Laps
22	3:24.787	6 Laps
96	3:26.968	4 Laps
19	3:26.980	7 Laps
911	3:18.603	6 Laps
219	3:17.250	4 Laps
73	9:03.105	7 Laps
20	3:07.998	4 Laps
17	3:25.702	7 Laps
72	3:12.760	5 Laps
63	3:12.877	3 Laps
29	3:45.844	9 Laps
40	3:07.457	2 Laps
69	3:11.764	4 Laps
99	3:11.313	5 Laps
75	3:33.225	7 Laps
80	3:16.963	1 Lap
100	3:20.619	6 Laps
166	3:13.828	2 Laps
30	3:07.136	1 Lap
110	3:34.697	11 Laps
48	3:30.582	10 Laps
92	3:13.438	4 Laps
89	3:16.037	5 Laps
61	3:35.930	13 Laps
28	3:20.965	14 Laps
67	3:18.865	5 Laps
65	3:23.822	6 Laps
9	3:14.463	3 Laps
27	3:12.654	4 Laps
38	3:35.942	7 Laps
77	3:27.079	9 Laps
98	3:13.326	3 Laps
1	3:06.572	2:00.392
11	3:16.918	4 Laps
169	3:19.243	4 Laps
32	3:44.361	7 Laps
186	3:15.735	4 Laps
58	3:22.860	4 Laps
112	3:22.455	4 Laps
37	3:24.573	8 Laps
23	3:02.092	1 Lap
51	3:33.308	6 Laps
197	3:02.735	3 Laps
97	3:18.741	6 Laps
207	3:20.933	6 Laps
12	3:18.885	4 Laps
41	3:20.661	5 Laps
144	3:17.633	7 Laps
87	3:15.690	1 Lap
50	3:19.501	3 Laps
64	3:40.150	7 Laps
33	3:25.071	5 Laps
93	3:06.220	1 Lap
62	3:26.029	11 Laps
161	11:44.747	8 Laps
35	3:43.361	7 Laps
10	2:59.495	1 Lap
56	3:43.077	9 Laps
331	4:02.715	6 Laps
52	3:20.069	7 Laps
133	3:11.628	2 Laps
46	3:08.366	6 Laps

Lap 57

Nr	Lap Time	Gap
2	2:59.245	
45	32:44.462	14 Laps
25	3:17.914	6 Laps
76	3:13.955	2 Laps
95	3:26.120	6 Laps
91	3:26.119	6 Laps
78	3:35.937	5 Laps
15	3:18.737	4 Laps
22	3:19.861	6 Laps



Spa Six Hours Endurance

SPA SIX HOURS

Race

Analysis by lap

Lapped

Nr	Lap Time	Gap
771	3:26.002	6 Laps
616	3:26.218	7 Laps
911	3:19.779	6 Laps
219	3:19.623	4 Laps
42	10:22.292	8 Laps
19	3:25.077	7 Laps
72	3:12.958	5 Laps
63	3:13.481	3 Laps
17	3:23.717	7 Laps
73	3:31.011	7 Laps
69	3:09.540	4 Laps
40	3:14.774	2 Laps
99	3:14.483	5 Laps
80	3:14.901	1 Lap
30	3:11.811	1 Lap
100	3:20.663	6 Laps
166	3:21.597	2 Laps
29	3:47.022	9 Laps
5	5:13.676	1 Lap
89	3:17.026	5 Laps
110	3:33.645	11 Laps
48	3:32.922	10 Laps
28	3:14.817	14 Laps
27	3:09.287	4 Laps
67	3:18.985	5 Laps
14	11:56.020	8 Laps
65	3:22.835	6 Laps
1	3:01.662	2:02.809
61	3:33.974	13 Laps
98	3:10.099	3 Laps
186	3:06.324	4 Laps
11	3:11.712	4 Laps
23	3:03.099	1 Lap
9	3:42.472	3 Laps
58	3:21.224	4 Laps
112	3:21.597	4 Laps
77	3:37.573	9 Laps
97	3:17.978	6 Laps
207	3:20.644	6 Laps
37	3:28.042	8 Laps
12	3:17.344	4 Laps
87	3:10.100	1 Lap
32	3:44.465	7 Laps
41	3:20.422	5 Laps
144	3:14.098	7 Laps
51	3:39.264	6 Laps
93	3:05.697	1 Lap
10	2:59.878	1 Lap
50	3:19.140	3 Laps

Lap 58

Nr	Lap Time	Gap
2	3:00.990	
33	3:20.796	6 Laps
62	3:20.494	12 Laps
46	3:09.770	7 Laps
133	3:12.064	3 Laps
161	3:25.463	9 Laps
64	3:39.620	8 Laps
52	3:24.267	8 Laps
76	3:12.097	2 Laps
25	3:16.830	6 Laps
35	3:38.188	8 Laps
56	3:37.874	10 Laps
92	5:12.936	5 Laps
95	3:23.327	6 Laps
91	3:23.262	6 Laps
15	3:17.435	4 Laps
22	3:15.905	6 Laps
771	3:21.808	6 Laps
616	3:21.929	7 Laps
911	3:19.562	6 Laps
219	3:19.565	4 Laps
72	3:12.098	5 Laps
63	3:12.574	3 Laps
19	3:23.485	7 Laps
42	3:32.592	8 Laps
69	3:15.952	4 Laps
17	3:22.240	7 Laps
73	3:24.491	7 Laps
99	3:16.220	5 Laps
80	3:16.265	1 Lap
5	2:53.465	1 Lap
100	3:19.551	6 Laps
89	3:19.132	5 Laps
27	3:14.455	4 Laps
29	3:50.519	9 Laps
28	3:36.840	14 Laps
48	3:40.833	10 Laps
67	3:33.836	5 Laps
1	3:25.159	2:26.978
14	3:35.550	8 Laps
65	3:36.063	6 Laps
98	3:26.434	3 Laps
186	3:26.068	4 Laps
23	3:23.500	1 Lap
96	8:25.323	5 Laps
11	3:25.674	4 Laps
110	3:57.592	11 Laps
9	3:20.732	3 Laps
61	3:42.849	13 Laps
58	3:23.376	4 Laps
112	3:22.984	4 Laps
77	3:27.406	9 Laps
97	3:27.612	6 Laps
207	3:25.687	6 Laps
45	6:17.684	14 Laps
37	4:06.261	8 Laps
12	4:06.324	4 Laps
87	3:58.603	1 Lap
136	20:47.977	10 Laps
93	3:56.755	1 Lap
144	3:59.502	7 Laps
10	3:58.236	1 Lap
41	4:01.240	5 Laps
32	4:04.130	7 Laps
51	4:03.707	6 Laps

Lap 59

Nr	Lap Time	Gap
2	3:54.352	
33	3:56.142	6 Laps
46	3:50.891	7 Laps
62	3:52.073	12 Laps
133	3:51.116	3 Laps
161	3:47.806	9 Laps
52	3:42.918	8 Laps
50	4:11.775	4 Laps
64	3:47.302	8 Laps
76	3:46.842	2 Laps
25	3:45.838	6 Laps
35	3:50.200	8 Laps
56	3:51.718	10 Laps
95	3:52.840	6 Laps
91	3:53.155	6 Laps
15	3:52.334	4 Laps
22	3:53.526	6 Laps
616	3:46.615	7 Laps
911	3:47.147	6 Laps
219	3:47.190	4 Laps
72	3:48.150	5 Laps
63	3:47.786	3 Laps
771	3:54.430	6 Laps
19	3:45.486	7 Laps
42	3:39.231	8 Laps
69	3:40.120	4 Laps
17	3:41.164	7 Laps
73	3:41.393	7 Laps
99	3:41.368	5 Laps
70	13:11.114	9 Laps
80	3:35.244	1 Lap
5	3:35.953	1 Lap
100	4:56.125	6 Laps
89	4:39.267	5 Laps
27	4:32.175	4 Laps
28	4:16.886	14 Laps
48	4:16.388	10 Laps
67	4:16.897	5 Laps
1	4:17.222	2:49.848
14	4:13.719	8 Laps
29	4:24.993	9 Laps
65	4:14.044	6 Laps
98	4:14.422	3 Laps
186	4:14.679	4 Laps
23	4:14.922	1 Lap
96	4:15.081	5 Laps
11	4:14.867	4 Laps
9	4:12.589	3 Laps
61	4:10.223	13 Laps
58	4:10.886	4 Laps
77	4:05.050	9 Laps
97	4:03.927	6 Laps
207	4:03.450	6 Laps
45	3:48.908	14 Laps
112	4:18.444	4 Laps
37	4:39.171	8 Laps
12	4:39.228	4 Laps
87	4:39.453	1 Lap
93	4:39.161	1 Lap
144	4:38.983	7 Laps
10	4:39.814	1 Lap
32	4:39.601	7 Laps
51	4:39.443	6 Laps

Lap 60

Nr	Lap Time	Gap
2	4:39.148	
136	4:48.448	11 Laps
33	4:37.244	6 Laps
41	4:46.302	6 Laps
46	4:39.701	7 Laps
62	4:39.503	12 Laps
133	4:39.308	3 Laps
161	4:38.149	9 Laps
52	4:37.721	8 Laps
64	4:35.862	8 Laps
76	4:35.139	2 Laps
25	4:34.622	6 Laps
35	4:29.071	8 Laps
56	4:29.260	10 Laps
95	4:21.515	6 Laps
91	4:21.624	6 Laps
110	6:14.606	12 Laps
75	14:05.478	10 Laps
22	4:21.798	6 Laps
616	4:19.526	7 Laps
44	42:47.829	32 Laps
78	11:41.061	7 Laps
166	10:44.791	4 Laps
15	4:28.660	4 Laps
911	4:22.345	6 Laps
219	4:23.455	4 Laps
72	4:23.119	5 Laps
63	4:23.231	3 Laps
38	13:22.734	10 Laps
19	4:25.209	7 Laps
42	4:24.972	8 Laps
69	4:24.380	4 Laps
17	4:23.978	7 Laps
73	4:22.220	7 Laps
80	4:23.189	1 Lap
5	4:21.924	1 Lap
99	4:31.425	5 Laps
40	11:41.189	4 Laps
100	4:52.608	6 Laps
89	4:52.175	5 Laps
27	4:51.733	4 Laps
28	4:48.031	14 Laps
48	4:48.190	10 Laps
67	4:48.429	5 Laps
1	4:48.393	2:59.093
14	4:48.422	8 Laps
65	4:49.413	6 Laps
98	4:48.750	3 Laps
186	4:48.761	4 Laps
23	4:48.403	1 Lap
96	4:48.201	5 Laps
11	4:47.862	4 Laps
9	4:47.366	3 Laps
61	4:46.830	13 Laps
58	4:46.557	4 Laps
77	4:46.153	9 Laps
97	4:46.232	6 Laps
207	4:45.135	6 Laps
45	4:44.038	14 Laps
30	13:41.454	3 Laps
37	4:53.852	8 Laps
12	4:53.752	4 Laps
87	4:53.106	1 Lap
93	4:52.230	1 Lap
10	4:49.971	1 Lap
32	4:50.510	7 Laps
51	4:51.262	6 Laps

Lap 61

Nr	Lap Time	Gap
2	4:50.804	
33	4:50.675	6 Laps
46	4:47.969	7 Laps
144	5:00.696	8 Laps
62	4:49.433	12 Laps
161	4:49.354	9 Laps
52	4:49.315	8 Laps
64	4:49.212	8 Laps
25	4:46.741	6 Laps
133	4:54.353	3 Laps
35	4:47.136	8 Laps
56	4:45.682	10 Laps
95	4:44.503	6 Laps
91	4:44.286	6 Laps
110	4:43.953	12 Laps
75	4:44.214	10 Laps
22	4:44.208	6 Laps
616	4:44.471	7 Laps
78	4:43.720	7 Laps
166	4:43.513	4 Laps
911	4:43.651	6 Laps
72	4:44.222	5 Laps
63	4:44.163	3 Laps
38	4:43.480	10 Laps
219	4:50.521	4 Laps
19	4:43.312	7 Laps
42	4:42.854	8 Laps
69	4:42.886	4 Laps
17	4:41.248	7 Laps
5	4:41.063	1 Lap
40	4:27.885	4 Laps
50	10:03.418	5 Laps
73	4:52.355	7 Laps



Spa Six Hours Endurance

SPA SIX HOURS

Race

Analysis by lap

Lapped

Nr	Lap Time	Gap
112	7:07.077	5 Laps
80	4:50.837	1 Lap
100	4:38.647	6 Laps
89	4:38.562	5 Laps
27	4:38.599	4 Laps
28	4:37.612	14 Laps
48	4:37.647	10 Laps
67	4:37.130	5 Laps
1	4:37.702	2:45.991
14	4:37.374	8 Laps
65	4:36.549	6 Laps
98	4:36.703	3 Laps
186	4:36.422	4 Laps
96	4:36.717	5 Laps
11	4:36.933	4 Laps
9	4:36.989	3 Laps
61	4:36.927	13 Laps
23	4:42.288	1 Lap
58	4:36.665	4 Laps
77	4:36.225	9 Laps
207	4:36.975	6 Laps
45	4:37.248	14 Laps
30	4:33.784	3 Laps
771	11:43.568	7 Laps
97	4:44.849	6 Laps
29	9:45.733	10 Laps
37	4:38.877	8 Laps
12	4:39.134	4 Laps
93	4:38.019	1 Lap
10	4:37.705	1 Lap
32	4:36.988	7 Laps

Lap 62

Nr	Lap Time	Gap
2	4:35.447	
87	4:43.494	2 Laps
33	4:36.837	6 Laps
46	4:37.666	7 Laps
62	4:36.196	12 Laps
161	4:35.420	9 Laps
52	4:36.079	8 Laps
64	4:36.231	8 Laps
25	4:36.538	6 Laps
56	4:36.619	10 Laps
95	4:36.558	6 Laps
51	4:50.310	7 Laps
110	4:35.641	12 Laps
75	4:37.894	10 Laps
35	4:44.965	8 Laps
22	4:37.885	6 Laps
616	4:37.356	7 Laps
78	4:36.854	7 Laps
91	4:45.255	6 Laps
166	4:36.931	4 Laps
911	4:36.793	6 Laps
72	4:32.592	5 Laps
63	4:32.321	3 Laps
38	4:31.604	10 Laps
19	4:31.664	7 Laps
42	4:31.781	8 Laps
69	4:30.716	4 Laps
17	4:33.524	7 Laps
5	4:29.256	1 Lap
40	4:28.444	4 Laps
50	4:28.322	5 Laps
112	4:25.079	5 Laps
41	10:04.405	7 Laps
15	10:16.320	5 Laps
100	4:35.348	6 Laps
89	4:34.883	5 Laps
27	4:34.761	4 Laps
28	4:35.729	14 Laps
48	4:35.907	10 Laps
67	4:35.666	5 Laps
1	4:34.791	2:45.335
14	4:35.255	8 Laps
98	4:33.561	3 Laps
65	4:35.043	6 Laps
186	4:34.183	4 Laps
96	4:32.528	5 Laps
9	4:32.678	3 Laps
58	4:31.103	4 Laps
77	4:30.576	9 Laps
207	4:29.170	6 Laps
45	4:30.697	14 Laps
30	4:29.847	3 Laps
11	4:40.078	4 Laps
771	4:29.366	7 Laps
29	4:28.076	10 Laps
99	11:30.825	6 Laps
61	4:39.923	13 Laps
23	4:39.600	1 Lap
10	3:50.488	1 Lap
93	3:52.187	1 Lap

Lap 63

Nr	Lap Time	Gap
2	3:48.785	
46	3:50.220	7 Laps
37	4:01.626	9 Laps
12	4:01.529	5 Laps
62	3:53.104	12 Laps
33	3:57.314	6 Laps
161	3:54.727	9 Laps
25	3:53.254	6 Laps
52	3:55.989	8 Laps
32	4:06.935	8 Laps
95	3:54.749	6 Laps
56	3:57.911	10 Laps
64	4:03.632	8 Laps
5	3:41.764	1 Lap
112	3:38.334	5 Laps
78	3:55.505	7 Laps
166	3:54.798	4 Laps
63	3:53.863	3 Laps
911	3:56.457	6 Laps
69	3:53.836	4 Laps
110	4:08.507	12 Laps
38	3:56.608	10 Laps
616	4:02.767	7 Laps
22	4:04.264	6 Laps
41	3:45.346	7 Laps
50	3:46.918	5 Laps
42	3:57.205	8 Laps
19	3:58.121	7 Laps
40	3:50.045	4 Laps
17	3:53.597	7 Laps
75	4:09.824	10 Laps
133	8:55.729	4 Laps
72	4:05.825	5 Laps
136	14:04.808	13 Laps
15	3:18.977	5 Laps
219	9:38.428	5 Laps
1	3:09.481	2:06.031
27	3:15.235	4 Laps
89	3:19.997	5 Laps
100	3:21.354	6 Laps
28	3:19.657	14 Laps
98	3:13.803	3 Laps
144	10:34.246	9 Laps
14	3:23.170	8 Laps
30	3:12.446	3 Laps
96	3:23.762	5 Laps
48	3:30.364	10 Laps
67	3:30.700	5 Laps
58	3:21.786	4 Laps
771	3:17.318	7 Laps
99	3:17.055	6 Laps
23	3:17.062	1 Lap
65	3:32.208	6 Laps
207	3:25.957	6 Laps
9	3:30.145	3 Laps
186	3:33.306	4 Laps
29	3:23.810	10 Laps
77	3:30.924	9 Laps
45	3:35.893	14 Laps

Lap 64

Nr	Lap Time	Gap
2	2:51.642	
10	2:54.774	2 Laps
51	6:28.648	8 Laps
93	2:55.539	2 Laps
46	3:04.445	7 Laps
80	10:54.877	3 Laps
62	3:15.469	12 Laps
5	2:57.352	1 Lap
37	3:23.525	9 Laps
33	3:20.335	6 Laps
25	3:17.904	6 Laps
12	3:24.644	5 Laps
112	3:03.863	5 Laps
161	3:21.389	9 Laps
52	3:19.555	8 Laps
63	3:15.163	3 Laps
69	3:12.156	4 Laps
166	3:18.758	4 Laps
95	3:30.660	6 Laps
50	3:21.557	5 Laps
133	3:19.018	4 Laps
616	3:25.240	7 Laps
41	3:25.436	7 Laps
78	3:33.206	7 Laps
911	3:30.741	6 Laps
40	3:26.529	4 Laps
38	3:31.401	10 Laps
17	3:28.884	7 Laps
64	3:47.132	8 Laps
22	3:34.617	6 Laps
42	3:33.945	8 Laps
15	3:21.903	5 Laps
56	3:51.506	10 Laps
19	3:36.214	7 Laps
75	3:35.098	10 Laps
32	4:03.924	8 Laps
136	3:32.510	13 Laps
61	5:19.048	14 Laps
197	30:11.753	10 Laps
110	4:06.980	12 Laps
219	3:14.588	5 Laps
1	3:00.390	2:14.779
27	3:09.397	4 Laps
98	3:07.626	3 Laps
89	3:13.742	5 Laps
144	3:11.634	9 Laps
28	3:13.642	14 Laps
30	3:05.107	3 Laps
100	3:18.454	6 Laps
23	3:03.605	1 Lap
14	3:13.960	8 Laps
9	3:08.837	3 Laps
771	3:18.048	7 Laps
67	3:21.523	5 Laps
99	3:18.893	6 Laps
97	11:04.453	8 Laps

Lap 65

Nr	Lap Time	Gap
2	2:59.755	
58	3:26.100	5 Laps
48	3:28.624	11 Laps
186	3:19.940	5 Laps
10	3:01.188	2 Laps
96	3:29.289	6 Laps
65	3:23.734	7 Laps
29	3:20.278	11 Laps
93	3:01.772	2 Laps
207	3:24.624	7 Laps
73	13:39.335	10 Laps
11	6:54.604	6 Laps
77	3:29.730	10 Laps
72	5:24.348	6 Laps
51	3:20.577	8 Laps
46	3:04.570	7 Laps
45	3:32.311	15 Laps
5	2:53.863	1 Lap
80	3:02.601	3 Laps
91	9:57.494	8 Laps
112	3:03.368	5 Laps
62	3:16.522	12 Laps
25	3:18.719	6 Laps
33	3:20.139	6 Laps
12	3:19.923	5 Laps
161	3:20.175	9 Laps
52	3:21.036	8 Laps
69	3:08.754	4 Laps
37	3:27.739	9 Laps
63	3:11.850	3 Laps
166	3:10.905	4 Laps
133	3:02.729	4 Laps
50	3:13.496	5 Laps
95	3:25.993	6 Laps
40	3:14.447	4 Laps
41	3:19.000	7 Laps
911	3:20.026	6 Laps
78	3:24.562	7 Laps
17	3:24.672	7 Laps
15	3:21.175	5 Laps
616	3:32.467	7 Laps
38	3:27.632	10 Laps
42	3:24.828	8 Laps
22	3:27.286	6 Laps
197	3:04.880	10 Laps
19	3:25.933	7 Laps
75	3:33.154	10 Laps
56	3:36.561	10 Laps
136	3:30.813	13 Laps
64	3:44.724	8 Laps
61	3:30.731	14 Laps
219	3:11.876	5 Laps
1	3:10.278	2:25.302
27	3:10.639	4 Laps
98	3:06.253	3 Laps
87	12:17.886	4 Laps
30	3:04.302	3 Laps
23	3:00.753	1 Lap
89	3:10.610	5 Laps
144	3:11.293	9 Laps
28	3:11.921	14 Laps

Lap 66

Nr	Lap Time	Gap
2	2:57.787	
100	3:18.922	7 Laps
14	3:15.342	9 Laps
10	3:00.586	2 Laps
9	3:14.723	4 Laps
99	3:09.373	7 Laps
93	3:03.563	2 Laps
771	3:14.969	8 Laps



Spa Six Hours Endurance
SPA SIX HOURS
Race
Analysis by lap

Lapped

Nr	Lap Time	Gap
169	34:50.693	13 Laps
110	4:23.883	13 Laps
186	3:13.351	5 Laps
97	3:19.526	9 Laps
67	3:21.808	6 Laps
58	3:17.430	5 Laps
29	3:18.604	11 Laps
48	3:22.419	11 Laps
11	3:12.490	6 Laps
5	3:00.014	1 Lap
207	3:24.739	7 Laps
96	3:27.916	6 Laps
46	3:08.210	7 Laps
35	12:52.087	11 Laps
72	3:17.803	6 Laps
73	3:21.184	10 Laps
80	3:01.741	3 Laps
65	3:33.191	7 Laps
51	3:20.352	8 Laps
112	2:59.734	5 Laps
77	3:32.470	10 Laps
91	3:14.523	8 Laps
45	3:31.365	15 Laps
62	3:14.156	12 Laps
69	3:06.238	4 Laps
133	3:06.291	4 Laps
12	3:19.390	5 Laps
63	3:14.199	3 Laps
166	3:13.680	4 Laps
25	3:22.970	6 Laps
161	3:21.506	9 Laps
52	3:30.977	8 Laps
50	3:15.392	5 Laps
37	3:30.909	9 Laps
40	3:12.487	4 Laps
33	3:40.848	6 Laps
41	3:15.921	7 Laps
911	3:19.450	6 Laps
197	3:02.795	10 Laps
95	3:27.499	6 Laps
15	3:13.935	5 Laps
78	3:26.323	7 Laps
616	3:20.003	7 Laps
22	3:20.396	6 Laps
42	3:24.572	8 Laps
38	3:28.108	10 Laps
19	3:23.999	7 Laps
136	3:22.784	13 Laps
17	3:45.249	7 Laps
75	3:28.613	10 Laps
56	3:28.720	10 Laps
219	3:11.895	5 Laps
61	3:29.250	14 Laps
30	3:02.658	3 Laps
64	3:38.352	8 Laps
98	3:07.599	3 Laps
27	3:10.246	4 Laps
87	3:08.764	4 Laps
23	3:04.768	1 Lap
89	3:10.156	5 Laps
144	3:09.994	9 Laps
28	3:11.502	14 Laps

Lap 67

Nr	Lap Time	Gap
2	3:02.807	
10	2:58.820	2 Laps
93	3:03.171	2 Laps
14	3:14.568	9 Laps
100	3:17.314	7 Laps
99	3:08.956	7 Laps
169	3:04.535	13 Laps
771	3:11.325	8 Laps
5	2:56.493	1 Lap
186	3:10.433	5 Laps
97	3:15.678	9 Laps
58	3:14.634	5 Laps
11	3:08.814	6 Laps
29	3:10.859	11 Laps
80	3:02.742	3 Laps
46	3:04.797	7 Laps
67	3:25.078	6 Laps
207	3:16.476	7 Laps
48	3:22.823	11 Laps
112	3:03.921	5 Laps
73	3:15.451	10 Laps
72	3:16.559	6 Laps
96	3:20.145	6 Laps
51	3:18.892	8 Laps
35	3:32.022	11 Laps
91	3:14.310	8 Laps
77	3:25.654	10 Laps
62	3:12.061	12 Laps
133	2:59.818	4 Laps
69	3:12.691	4 Laps
45	3:28.657	15 Laps
166	3:11.948	4 Laps
63	3:12.541	3 Laps
25	3:19.074	6 Laps
161	3:19.324	9 Laps
12	3:23.583	5 Laps
197	2:58.828	10 Laps
50	3:17.596	5 Laps
40	3:13.467	4 Laps
41	3:22.569	7 Laps
911	3:17.343	6 Laps
15	3:14.007	5 Laps
95	3:23.838	6 Laps
616	3:15.486	7 Laps
37	3:41.381	9 Laps
52	3:46.573	8 Laps
22	3:17.194	6 Laps
78	3:23.802	7 Laps
42	3:23.184	8 Laps
38	3:23.005	10 Laps
19	3:26.241	7 Laps
219	3:10.934	5 Laps
30	3:02.670	3 Laps
136	3:24.925	13 Laps
23	3:02.156	1 Lap
98	3:07.603	3 Laps
75	3:28.312	10 Laps
87	3:10.826	4 Laps
27	3:13.211	4 Laps
10	2:57.033	1 Lap
56	3:32.797	10 Laps
33	4:20.105	6 Laps
144	3:12.534	9 Laps
89	3:13.678	5 Laps
61	3:29.809	14 Laps
93	3:03.424	1 Lap
28	3:20.358	14 Laps
5	2:55.475	3:19.541
64	3:41.899	8 Laps
32	10:55.943	10 Laps
169	3:08.266	12 Laps
99	3:12.236	6 Laps
14	3:16.161	8 Laps
771	3:09.973	7 Laps
80	3:02.103	2 Laps
100	3:26.299	6 Laps
11	3:08.354	5 Laps
46	3:05.781	6 Laps
97	3:12.809	8 Laps
29	3:12.876	10 Laps
58	3:15.692	4 Laps
186	3:26.629	4 Laps
112	3:04.411	4 Laps
67	3:14.046	5 Laps
72	3:09.188	5 Laps
207	3:15.044	6 Laps
73	3:17.413	9 Laps
96	3:16.162	5 Laps
48	3:22.498	10 Laps
133	3:00.576	3 Laps
51	3:18.862	7 Laps
91	3:17.681	7 Laps
62	3:13.916	11 Laps
35	3:26.053	10 Laps
63	3:08.217	2 Laps
166	3:09.340	3 Laps
77	3:30.971	9 Laps
69	3:20.456	3 Laps
197	2:56.377	9 Laps
45	3:27.956	14 Laps
25	3:17.064	5 Laps
161	3:18.204	8 Laps
40	3:11.077	3 Laps
50	3:18.926	4 Laps
15	3:16.886	4 Laps
41	3:20.467	6 Laps
911	3:21.734	5 Laps
616	3:13.632	6 Laps
22	3:14.844	5 Laps
1	9:19.099	1 Lap
23	2:58.253	5:48.016
78	3:22.810	6 Laps
30	3:04.487	2 Laps
95	3:35.845	5 Laps
42	3:23.145	7 Laps
98	3:05.890	2 Laps
10	2:58.129	5:57.195
38	3:23.163	9 Laps
219	3:14.623	4 Laps
87	3:03.325	3 Laps
27	3:12.879	3 Laps

Lap 68

Nr	Lap Time	Gap
5	2:54.913	
136	3:25.528	13 Laps
89	3:09.416	5 Laps
144	3:11.474	9 Laps
93	3:05.692	1 Lap
19	3:41.936	7 Laps
33	3:22.437	6 Laps
75	3:36.115	10 Laps
169	3:04.935	12 Laps
28	3:13.503	14 Laps
32	3:09.095	10 Laps
99	3:10.684	6 Laps
61	3:29.183	14 Laps
771	3:09.930	7 Laps
80	3:03.449	2 Laps
9	9:37.506	5 Laps
46	3:01.592	6 Laps
14	3:18.465	8 Laps
11	3:07.633	5 Laps
331	43:42.061	17 Laps
58	3:09.682	4 Laps
112	3:06.318	4 Laps
29	3:12.880	10 Laps
97	3:15.289	8 Laps
56	4:03.146	10 Laps
72	3:06.291	5 Laps
64	3:43.434	8 Laps
67	3:17.606	5 Laps
207	3:15.636	6 Laps
73	3:11.375	9 Laps
133	2:59.192	3 Laps
96	3:12.347	5 Laps
48	3:18.956	10 Laps
51	3:14.188	7 Laps
91	3:17.090	7 Laps
62	3:13.848	11 Laps
197	2:57.776	9 Laps
35	3:23.243	10 Laps
52	5:37.593	8 Laps
166	3:20.657	3 Laps
63	3:25.702	2 Laps
77	3:25.251	9 Laps
25	3:16.740	5 Laps
40	3:11.617	3 Laps
45	3:26.806	14 Laps
161	3:19.583	8 Laps
50	3:16.214	4 Laps
1	2:54.942	1 Lap
15	3:14.959	4 Laps
41	3:15.133	6 Laps
616	3:14.274	6 Laps
186	4:53.064	4 Laps
23	2:57.914	2:31.476
30	2:59.506	2 Laps
911	3:20.791	5 Laps
10	2:56.371	2:39.112
2	8:54.180	2:39.726
22	3:19.394	5 Laps
98	3:04.016	2 Laps
87	3:02.764	3 Laps

Lap 69

Nr	Lap Time	Gap
5	2:51.398	
219	3:10.168	5 Laps
78	3:24.102	7 Laps
42	3:22.965	8 Laps
38	3:23.469	10 Laps
93	3:04.063	1 Lap
89	3:07.734	5 Laps
144	3:09.249	9 Laps
27	3:19.692	4 Laps
169	3:02.681	12 Laps
136	3:20.162	13 Laps
33	3:16.927	6 Laps
9	2:58.217	5 Laps
32	3:11.395	10 Laps
80	3:04.272	2 Laps
99	3:09.475	6 Laps
28	3:15.871	14 Laps
771	3:09.162	7 Laps
11	3:06.306	5 Laps
46	3:13.909	6 Laps
112	3:02.544	4 Laps
75	3:33.459	10 Laps
14	3:16.502	8 Laps
58	3:10.538	4 Laps
61	3:29.985	14 Laps
29	3:09.877	10 Laps
72	3:05.128	5 Laps
97	3:12.177	8 Laps
133	3:03.547	3 Laps
12	8:38.036	6 Laps
331	3:31.275	17 Laps
73	3:14.033	9 Laps
67	3:17.923	5 Laps
96	3:15.212	5 Laps
207	3:19.699	6 Laps
197	2:59.209	9 Laps



Spa Six Hours Endurance

SPA SIX HOURS

Race

Analysis by lap

Lapped

Nr	Lap Time	Gap
64	3:41.704	8 Laps
48	3:21.181	10 Laps
110	13:40.357	15 Laps
51	3:20.024	7 Laps
62	3:11.492	11 Laps
91	3:12.855	7 Laps
35	3:22.097	10 Laps
52	3:16.197	8 Laps
40	3:09.104	3 Laps
25	3:14.243	5 Laps
1	2:53.185	1 Lap
77	3:27.811	9 Laps
161	3:19.663	8 Laps
50	3:13.372	4 Laps
23	2:57.237	2:37.315
45	3:25.312	14 Laps
10	2:55.355	2:43.069
2	2:55.301	2:43.629
30	3:05.484	2 Laps
15	3:12.887	4 Laps
186	3:10.166	4 Laps

Lap 70

Nr	Lap Time	Gap
5	2:54.008	
616	3:15.492	7 Laps
41	3:18.090	7 Laps
98	3:02.961	3 Laps
87	3:03.651	4 Laps
911	3:20.242	6 Laps
219	3:08.737	5 Laps
22	3:22.282	6 Laps
93	3:02.561	1 Lap
89	3:10.510	5 Laps
78	3:23.894	7 Laps
169	3:04.176	12 Laps
144	3:11.473	9 Laps
9	2:59.377	5 Laps
166	4:37.848	4 Laps
17	13:17.108	10 Laps
42	3:26.212	8 Laps
38	3:26.509	10 Laps
80	3:02.151	2 Laps
99	3:06.348	6 Laps
136	3:20.731	13 Laps
32	3:11.054	10 Laps
33	3:16.261	6 Laps
11	3:03.873	5 Laps
28	3:14.323	14 Laps
771	3:12.201	7 Laps
112	3:01.609	4 Laps
72	3:07.192	5 Laps
58	3:11.299	4 Laps
29	3:11.354	10 Laps
14	3:17.801	8 Laps
133	3:00.848	3 Laps
97	3:11.303	8 Laps
12	3:11.175	6 Laps
75	3:29.730	10 Laps
61	3:26.173	14 Laps
197	2:57.488	9 Laps
73	3:09.890	9 Laps
70	42:28.227	19 Laps
207	3:12.294	6 Laps
67	3:17.521	5 Laps
96	3:16.579	5 Laps
331	3:25.050	17 Laps
100	10:16.755	8 Laps
62	3:14.310	11 Laps
48	3:24.344	10 Laps
91	3:19.276	7 Laps
51	3:21.886	7 Laps
1	2:52.070	1 Lap
64	3:41.802	8 Laps
52	3:16.521	8 Laps
35	3:21.741	10 Laps
40	3:11.877	3 Laps
2	2:49.601	2:39.222
23	2:57.986	2:41.293
10	2:54.578	2:43.639
25	3:15.619	5 Laps
110	3:58.693	15 Laps

Lap 71

Nr	Lap Time	Gap
5	2:54.396	
50	3:15.006	5 Laps
30	3:03.304	3 Laps
186	3:08.711	5 Laps
15	3:13.598	5 Laps
98	3:07.174	3 Laps
45	3:25.755	15 Laps
87	3:04.872	4 Laps
77	3:38.678	10 Laps
161	3:35.578	9 Laps
616	3:14.840	7 Laps
41	3:15.454	7 Laps
219	3:07.964	5 Laps
911	3:16.551	6 Laps
93	3:05.116	1 Lap
9	2:57.657	5 Laps
37	13:19.989	12 Laps
169	3:01.377	12 Laps
89	3:08.902	5 Laps
144	3:09.951	9 Laps
80	3:01.980	2 Laps
166	3:09.078	4 Laps
22	3:31.219	6 Laps
69	11:11.731	6 Laps
99	3:06.918	6 Laps
78	3:24.890	7 Laps
17	3:22.761	10 Laps
11	3:06.960	5 Laps
112	3:03.941	4 Laps
42	3:22.249	8 Laps
32	3:11.554	10 Laps
38	3:24.970	10 Laps
771	3:10.558	7 Laps
33	3:17.706	6 Laps
28	3:13.203	14 Laps
136	3:23.118	13 Laps
72	3:01.832	5 Laps
133	3:02.775	3 Laps
29	3:12.554	10 Laps
97	3:12.493	8 Laps
14	3:16.137	8 Laps
197	2:58.723	9 Laps
12	3:11.346	6 Laps
58	3:28.789	4 Laps
73	3:08.516	9 Laps
95	11:06.530	8 Laps
61	3:27.752	14 Laps
67	3:14.899	5 Laps
96	3:15.989	5 Laps
207	3:18.429	6 Laps
70	3:20.454	19 Laps
100	3:15.078	8 Laps
1	2:56.702	1 Lap
331	3:27.130	17 Laps
62	3:13.171	11 Laps
91	3:14.785	7 Laps
2	2:54.981	2:39.807
51	3:17.132	7 Laps
48	3:22.590	10 Laps
23	2:58.116	2:45.013
10	3:01.559	2:50.802
52	3:16.022	8 Laps
63	9:42.038	4 Laps
40	3:12.209	3 Laps

Lap 72

Nr	Lap Time	Gap
5	3:05.928	
35	3:23.508	11 Laps
30	3:04.031	3 Laps
25	3:22.399	6 Laps
50	3:15.446	5 Laps
186	3:08.969	5 Laps
98	3:06.513	3 Laps
64	3:46.617	9 Laps
87	3:07.630	4 Laps
15	3:13.574	5 Laps
616	3:14.432	7 Laps
110	3:41.219	16 Laps
41	3:17.765	7 Laps
45	3:25.883	15 Laps
219	3:11.760	5 Laps
93	3:05.146	1 Lap
9	3:00.872	5 Laps
161	3:23.411	9 Laps
169	3:00.899	12 Laps
911	3:26.222	6 Laps
80	3:05.399	2 Laps
89	3:11.941	5 Laps
144	3:09.275	9 Laps
166	3:09.692	4 Laps
69	3:07.518	6 Laps
77	3:47.860	10 Laps
99	3:08.693	6 Laps
112	3:03.267	4 Laps
11	3:06.437	5 Laps
32	3:11.991	10 Laps
65	21:45.296	12 Laps
771	3:10.757	7 Laps
78	3:26.551	7 Laps
22	3:36.843	6 Laps
17	3:23.297	10 Laps
33	3:19.166	6 Laps
133	3:09.198	3 Laps
42	3:26.972	8 Laps
28	3:22.248	14 Laps
72	3:19.110	5 Laps
38	3:26.761	10 Laps
197	2:59.504	9 Laps
37	4:00.808	12 Laps
136	3:20.815	13 Laps
29	3:12.535	10 Laps
56	12:43.676	13 Laps
97	3:15.200	8 Laps
14	3:16.277	8 Laps
12	3:10.998	6 Laps
44	44:38.774	43 Laps
73	3:22.289	9 Laps
1	2:55.315	1 Lap
207	3:15.286	6 Laps
100	3:13.335	8 Laps
2	2:55.013	2:28.892
70	3:20.776	19 Laps
96	3:22.205	5 Laps
95	3:32.895	8 Laps
61	3:29.729	14 Laps
62	3:12.919	11 Laps
67	3:32.196	5 Laps
23	2:59.613	2:38.698
10	2:56.926	2:41.800
91	3:15.172	7 Laps
331	3:27.145	17 Laps
51	3:15.621	7 Laps
52	3:09.862	8 Laps
40	3:08.543	3 Laps
48	3:21.633	10 Laps
63	3:11.812	4 Laps
30	3:07.677	2 Laps
25	3:15.870	5 Laps
186	3:09.742	4 Laps
35	3:23.463	10 Laps
50	3:16.508	4 Laps
15	3:11.524	4 Laps
9	2:57.072	4 Laps
93	3:02.941	3:40.385
616	3:16.152	6 Laps
41	3:16.758	6 Laps
219	3:15.201	4 Laps
169	3:17.776	11 Laps
161	3:24.672	8 Laps
64	3:46.558	8 Laps
27	12:36.326	6 Laps
45	3:31.683	14 Laps
69	3:07.544	5 Laps
144	3:14.372	8 Laps
89	3:17.112	4 Laps
166	3:14.156	3 Laps
112	3:03.849	3 Laps
80	3:23.941	1 Lap
11	3:07.868	4 Laps
110	3:46.979	15 Laps
99	3:12.098	5 Laps
58	5:36.404	4 Laps
911	3:35.442	5 Laps
32	3:10.629	9 Laps
771	3:08.401	6 Laps
65	3:10.100	11 Laps
133	3:01.253	2 Laps
197	2:59.044	8 Laps
72	3:05.203	4 Laps
17	3:17.771	9 Laps
33	3:15.128	5 Laps
78	3:22.227	6 Laps
42	3:19.676	7 Laps
136	3:16.887	12 Laps
29	3:10.755	9 Laps
28	3:19.858	13 Laps
12	3:10.267	5 Laps
97	3:15.324	7 Laps
14	3:14.928	7 Laps
1	2:54.446	5:10.283
46	13:19.458	8 Laps

Lap 73

Nr	Lap Time	Gap
2	2:51.576	
56	3:41.133	13 Laps
73	3:15.719	9 Laps
44	3:28.452	43 Laps
37	3:50.828	12 Laps
100	3:09.081	8 Laps
207	3:14.268	6 Laps
23	3:02.085	20.315
10	2:59.785	21.117
70	3:14.293	19 Laps
96	3:15.780	5 Laps
62	3:17.309	11 Laps
38	4:17.423	10 Laps
95	3:26.631	8 Laps
61	3:26.468	14 Laps
91	3:13.977	7 Laps
51	3:13.825	7 Laps
40	3:08.425	3 Laps
52	3:14.505	8 Laps



Spa Six Hours Endurance

SPA SIX HOURS

Race

Analysis by lap

Lapped

Nr	Lap Time	Gap
63	3:11.405	4 Laps
30	3:04.183	2 Laps
331	3:25.934	17 Laps
186	3:06.241	4 Laps
9	2:55.892	4 Laps
48	3:33.024	10 Laps
25	3:15.233	5 Laps
93	3:02.278	1:22.195
15	3:10.356	4 Laps
50	3:14.641	4 Laps
35	3:22.517	10 Laps
616	3:18.198	6 Laps
219	3:12.638	4 Laps
41	3:13.871	6 Laps
112	3:06.515	3 Laps
69	3:11.122	5 Laps
89	3:09.324	4 Laps
166	3:10.527	3 Laps
80	3:05.745	1 Lap
161	3:22.823	8 Laps
11	3:05.380	4 Laps
144	3:13.981	8 Laps
99	3:07.437	5 Laps
58	3:07.405	4 Laps
27	3:25.610	6 Laps
45	3:26.330	14 Laps
133	3:02.135	2 Laps
197	3:02.996	8 Laps
65	3:10.755	11 Laps
771	3:12.414	6 Laps
72	3:07.959	4 Laps
64	3:49.392	8 Laps
911	3:29.176	5 Laps
32	3:31.673	9 Laps
1	2:55.088	2:44.903
33	3:19.327	5 Laps
17	3:22.753	9 Laps
29	3:13.407	9 Laps
78	3:21.149	6 Laps

Lap 74

Nr	Lap Time	Gap
2	2:51.807	
12	3:11.003	6 Laps
28	3:18.951	14 Laps
136	3:21.419	13 Laps
46	3:01.100	9 Laps
42	3:24.721	8 Laps
97	3:14.866	8 Laps
14	3:16.109	8 Laps
73	3:06.727	9 Laps
10	2:54.531	23.841
23	2:58.059	26.567
100	3:10.156	8 Laps
44	3:23.211	43 Laps
207	3:15.097	6 Laps
70	3:14.006	19 Laps
96	3:15.800	5 Laps
56	3:36.236	13 Laps
19	20:51.133	12 Laps
40	3:08.199	3 Laps
37	3:45.571	12 Laps
91	3:18.921	7 Laps
51	3:15.668	7 Laps
30	3:06.933	2 Laps
63	3:10.252	4 Laps
95	3:25.658	8 Laps
38	3:27.908	10 Laps
52	3:13.347	8 Laps
61	3:26.636	14 Laps
9	2:56.323	4 Laps
186	3:06.721	4 Laps
331	3:22.684	17 Laps
93	2:59.566	1:29.954
15	3:08.080	4 Laps
25	3:15.275	5 Laps
50	3:11.713	4 Laps
110	5:36.328	16 Laps
35	3:20.168	10 Laps
219	3:09.841	4 Laps
41	3:14.833	6 Laps
112	3:00.935	3 Laps
616	3:18.539	6 Laps
20	07:41.656	21 Laps
69	3:03.791	5 Laps
80	3:02.015	1 Lap
89	3:07.120	4 Laps
11	3:04.421	4 Laps
166	3:06.628	3 Laps
77	9:31.432	11 Laps
144	3:08.052	8 Laps
99	3:06.443	5 Laps
58	3:03.402	4 Laps
197	2:58.388	8 Laps
133	3:03.723	2 Laps
27	3:17.307	6 Laps
161	3:25.035	8 Laps
65	3:07.994	11 Laps
771	3:07.707	6 Laps
72	3:03.387	4 Laps
1	2:52.256	2:45.352
45	3:23.649	14 Laps

Lap 75

Nr	Lap Time	Gap
2	2:52.948	
5	11:13.771	2 Laps
46	3:04.606	9 Laps
911	3:24.779	6 Laps
29	3:13.341	10 Laps
12	3:10.372	6 Laps
33	3:19.044	6 Laps
17	3:19.251	10 Laps
78	3:20.939	7 Laps
10	2:59.448	30.341
136	3:18.202	13 Laps
23	2:57.378	30.997
97	3:15.019	8 Laps
28	3:21.096	14 Laps
42	3:20.195	8 Laps
14	3:13.656	8 Laps
73	3:10.255	9 Laps
100	3:11.349	8 Laps
64	4:07.977	9 Laps
207	3:14.100	6 Laps
44	3:16.683	43 Laps
22	10:43.507	8 Laps
70	3:16.125	19 Laps
96	3:13.586	5 Laps
32	4:18.313	10 Laps
30	3:02.554	2 Laps
40	3:08.802	3 Laps
9	2:58.469	4 Laps
63	3:11.083	4 Laps
91	3:16.478	7 Laps
51	3:16.549	7 Laps
19	3:29.724	12 Laps
56	3:39.558	13 Laps
52	3:17.946	8 Laps
93	3:02.073	1:39.079
186	3:10.875	4 Laps
95	3:24.942	8 Laps
38	3:25.439	10 Laps
61	3:26.604	14 Laps
331	3:20.668	17 Laps
15	3:07.244	4 Laps
37	3:46.550	12 Laps
50	3:12.817	4 Laps
25	3:21.456	5 Laps
112	3:00.184	3 Laps
219	3:07.687	4 Laps
35	3:20.723	10 Laps
69	3:02.143	5 Laps
80	3:04.687	1 Lap
11	3:02.022	4 Laps
41	3:12.640	6 Laps
89	3:04.630	4 Laps
166	3:04.122	3 Laps
197	3:01.826	8 Laps
133	3:02.080	2 Laps
616	3:21.826	6 Laps
99	3:09.649	5 Laps
58	3:09.400	4 Laps
1	2:51.823	2:44.227
144	3:14.676	8 Laps
77	3:17.611	11 Laps
85	15:28.532	39 Laps
72	3:02.898	4 Laps

Lap 76

Nr	Lap Time	Gap
2	2:53.603	
65	3:07.516	12 Laps
771	3:08.879	7 Laps
27	3:15.855	7 Laps
161	3:21.917	9 Laps
46	2:57.511	9 Laps
45	3:22.035	15 Laps
67	11:48.609	8 Laps
10	2:55.408	32.146
23	2:58.020	35.414
12	3:09.013	6 Laps
29	3:12.740	10 Laps
17	3:16.589	10 Laps
33	3:20.283	6 Laps
5	3:35.191	2 Laps
97	3:13.315	8 Laps
911	3:27.007	6 Laps
28	3:15.640	14 Laps
14	3:15.481	8 Laps
73	3:11.550	9 Laps
136	3:21.700	13 Laps
78	3:26.846	7 Laps
42	3:21.121	8 Laps
100	3:09.664	8 Laps
207	3:11.754	6 Laps
9	2:55.183	4 Laps
22	3:11.161	8 Laps
30	3:02.488	2 Laps
70	3:12.764	19 Laps
44	3:21.263	43 Laps
96	3:15.144	5 Laps
40	3:05.662	3 Laps
32	3:10.047	10 Laps
63	3:05.476	4 Laps
93	2:57.833	1:43.309
51	3:10.557	7 Laps
91	3:12.946	7 Laps
186	3:08.394	4 Laps
52	3:13.475	8 Laps
19	3:21.428	12 Laps
15	3:10.501	4 Laps
38	3:21.672	10 Laps
95	3:27.415	8 Laps
61	3:24.689	14 Laps
56	3:37.284	13 Laps
331	3:24.560	17 Laps
112	3:02.005	3 Laps
50	3:17.073	4 Laps
219	3:07.851	4 Laps
69	3:07.275	5 Laps
80	3:03.381	1 Lap
11	3:03.144	4 Laps
197	2:56.702	8 Laps
110	6:40.667	17 Laps
89	3:05.339	4 Laps
166	3:05.268	3 Laps
1	2:53.086	2:43.710
133	3:00.728	2 Laps
37	3:42.273	12 Laps
41	3:14.367	6 Laps
58	3:03.351	4 Laps
35	3:22.056	10 Laps
99	3:04.471	5 Laps

Lap 77

Nr	Lap Time	Gap
2	2:51.987	
616	3:13.715	7 Laps
144	3:09.270	9 Laps
72	3:02.482	5 Laps
65	3:05.296	12 Laps
85	3:14.362	40 Laps
771	3:07.611	7 Laps
77	3:17.356	12 Laps
46	2:58.220	9 Laps
27	3:14.082	7 Laps
10	2:55.819	35.978
23	2:54.811	38.238
67	3:05.262	8 Laps
161	3:20.997	9 Laps
45	3:21.925	15 Laps
12	3:08.336	6 Laps
29	3:07.587	10 Laps
97	3:11.020	8 Laps
17	3:18.221	10 Laps
33	3:18.043	6 Laps
73	3:09.266	9 Laps
14	3:13.939	8 Laps
28	3:24.553	14 Laps
136	3:20.343	13 Laps
9	2:57.212	4 Laps
100	3:11.898	8 Laps
78	3:23.761	7 Laps
42	3:23.397	8 Laps
911	3:34.639	6 Laps
30	3:01.409	2 Laps
207	3:12.379	6 Laps
22	3:10.362	8 Laps
40	3:05.730	3 Laps
70	3:12.139	19 Laps
32	3:09.541	10 Laps
63	3:01.904	4 Laps
48	12:10.873	13 Laps
96	3:14.666	5 Laps
44	3:21.430	43 Laps
51	3:09.522	7 Laps
91	3:09.724	7 Laps
186	3:08.959	4 Laps
93	3:22.313	2:13.635
52	3:10.168	8 Laps
15	3:07.391	4 Laps
19	3:21.037	12 Laps
112	3:00.440	3 Laps
38	3:22.820	10 Laps
80	3:01.289	1 Lap
1	2:56.770	2:48.493
219	3:09.547	4 Laps
197	3:02.923	8 Laps



Spa Six Hours Endurance

SPA SIX HOURS

Race

Analysis by lap

Lapped

Nr	Lap Time	Gap
50	3:15.908	4 Laps
69	3:08.667	5 Laps
11	3:08.533	4 Laps
95	3:29.627	8 Laps
89	3:06.597	4 Laps

Lap 78

Nr	Lap Time	Gap
2	2:55.404	
133	3:04.709	3 Laps
166	3:08.261	4 Laps
61	3:32.558	15 Laps
331	3:27.386	18 Laps
58	3:03.382	5 Laps
56	3:34.097	14 Laps
99	3:06.531	6 Laps
41	3:13.913	7 Laps
72	3:03.358	5 Laps
65	3:07.011	12 Laps
144	3:12.593	9 Laps
35	3:24.386	11 Laps
616	3:15.689	7 Laps
85	3:09.384	40 Laps
771	3:10.993	7 Laps
46	3:01.950	9 Laps
110	3:41.811	18 Laps
10	2:56.593	37.167
23	2:55.378	38.212
37	3:40.003	13 Laps
77	3:16.805	12 Laps
64	8:26.716	11 Laps
67	3:01.347	8 Laps
27	3:22.153	7 Laps
29	3:06.928	10 Laps
12	3:07.555	6 Laps
161	3:21.626	9 Laps
45	3:23.748	15 Laps
97	3:09.585	8 Laps
9	2:52.459	4 Laps
73	3:06.804	9 Laps
17	3:16.681	10 Laps
33	3:19.401	6 Laps
14	3:17.221	8 Laps
100	3:11.589	8 Laps
30	3:04.301	2 Laps
136	3:20.217	13 Laps
207	3:11.568	6 Laps
40	3:06.774	3 Laps
78	3:21.884	7 Laps
42	3:21.695	8 Laps
63	3:05.108	4 Laps
22	3:13.037	8 Laps
32	3:09.157	10 Laps
70	3:12.430	19 Laps
911	3:28.744	6 Laps
96	3:15.655	5 Laps
51	3:11.180	7 Laps
91	3:11.339	7 Laps
44	3:19.644	43 Laps
186	3:08.303	4 Laps
52	3:06.740	8 Laps
75	26:44.318	17 Laps
15	3:07.918	4 Laps
112	3:01.384	3 Laps
1	2:50.014	2:43.103
87	22:10.865	9 Laps
48	3:48.300	13 Laps
80	2:58.674	1 Lap
197	2:59.248	8 Laps

Lap 79

Nr	Lap Time	Gap
2	2:54.631	
25	9:28.212	8 Laps
19	3:21.517	13 Laps
69	3:09.692	6 Laps
11	3:10.052	5 Laps
89	3:08.630	5 Laps
133	3:06.843	3 Laps
219	3:17.498	5 Laps
166	3:09.488	4 Laps
58	3:06.487	5 Laps
38	3:25.288	11 Laps
99	3:04.842	6 Laps
72	3:02.849	5 Laps
95	3:24.240	9 Laps
331	3:19.481	18 Laps
41	3:14.862	7 Laps
50	3:35.317	5 Laps
65	3:06.154	12 Laps
61	3:30.078	15 Laps
144	3:09.311	9 Laps
10	3:02.267	44.803
46	3:07.200	9 Laps
85	3:12.658	40 Laps
56	3:35.973	14 Laps
23	3:07.128	50.709
771	3:11.979	7 Laps
616	3:20.623	7 Laps
67	3:02.623	8 Laps
35	3:23.658	11 Laps
77	3:16.953	12 Laps
64	3:21.623	11 Laps
27	3:15.748	7 Laps
12	3:07.469	6 Laps
29	3:08.983	10 Laps
9	2:51.360	4 Laps
37	3:38.919	13 Laps
110	3:45.285	18 Laps
161	3:20.033	9 Laps
73	3:05.510	9 Laps
97	3:09.297	8 Laps
45	3:22.400	15 Laps
17	3:14.439	10 Laps
14	3:10.348	8 Laps
100	3:10.892	8 Laps
30	3:11.183	2 Laps
33	3:17.443	6 Laps
40	3:04.798	3 Laps
63	3:03.869	4 Laps
22	3:08.015	8 Laps
207	3:14.103	6 Laps
32	3:07.882	10 Laps
136	3:23.160	13 Laps
70	3:11.459	19 Laps
78	3:19.414	7 Laps
42	3:20.532	8 Laps
96	3:15.096	5 Laps
186	3:05.345	4 Laps
51	3:11.830	7 Laps
52	3:07.598	8 Laps
1	2:52.593	2:41.065
91	3:14.397	7 Laps
112	2:58.717	3 Laps
911	3:31.197	6 Laps
44	3:20.583	43 Laps
87	3:00.393	9 Laps

Lap 80

Nr	Lap Time	Gap
2	2:51.260	
197	2:52.778	9 Laps
80	3:04.542	2 Laps
15	3:16.471	5 Laps
75	3:28.621	18 Laps
133	3:04.999	3 Laps
69	3:08.524	6 Laps
11	3:08.246	5 Laps
25	3:21.559	8 Laps
58	3:06.379	5 Laps
89	3:11.227	5 Laps
166	3:09.197	4 Laps
99	3:06.545	6 Laps
19	3:22.135	13 Laps
219	3:11.528	5 Laps
72	3:07.537	5 Laps
48	3:48.619	14 Laps
10	2:58.794	52.337
65	3:09.011	12 Laps
331	3:19.424	18 Laps
46	3:03.374	9 Laps
95	3:22.239	9 Laps
41	3:15.957	7 Laps
23	3:01.211	1:00.660
67	3:01.161	8 Laps
85	3:08.259	40 Laps
38	3:38.473	11 Laps
771	3:07.098	7 Laps
144	3:25.178	9 Laps
61	3:29.405	15 Laps
616	3:16.014	7 Laps
9	2:53.037	4 Laps
35	3:20.402	11 Laps
77	3:15.445	12 Laps
56	3:34.652	14 Laps
12	3:10.969	6 Laps
28	8:52.422	16 Laps
29	3:10.190	10 Laps
27	3:12.620	7 Laps
64	3:21.135	11 Laps
73	3:11.873	9 Laps
97	3:12.905	8 Laps
161	3:21.235	9 Laps
37	3:37.694	13 Laps
14	3:13.425	8 Laps
17	3:17.327	10 Laps
100	3:11.142	8 Laps
63	3:03.790	4 Laps
40	3:09.660	3 Laps
110	3:51.467	18 Laps
45	3:31.788	15 Laps
33	3:20.291	6 Laps
22	3:07.611	8 Laps
32	3:05.703	10 Laps
207	3:11.951	6 Laps
1	2:51.586	2:41.391
70	3:13.292	19 Laps
136	3:17.180	13 Laps

Lap 81

Nr	Lap Time	Gap
2	2:52.445	
186	3:06.591	5 Laps
112	3:01.975	4 Laps
42	3:23.621	9 Laps
78	3:26.030	8 Laps
52	3:09.817	9 Laps
96	3:17.793	6 Laps
197	3:01.825	9 Laps
91	3:16.009	8 Laps
80	3:00.306	2 Laps
87	3:11.398	10 Laps
93	9:41.874	3 Laps
15	3:08.703	5 Laps
44	3:28.144	44 Laps

GRAF VON FABER-CASTELL

GRID 1
Spa Six Hours Endurance



Spa Six Hours Endurance
SPA SIX HOURS
Race
Pit Stop Analysis

Nr.	In Time	In Driver	Out Time	Out Driver	Pit Time	T. Pit Time
1	FORD GT40				P+	GTP+
1	18:14:19.356	M. Count OEYNHAUSEN	18:15:50.359	M. Count OEYNHAUSEN	1:31.003	1:31.003
2	19:43:43.148	M. Count OEYNHAUSEN	19:45:33.269	M. Count OEYNHAUSEN	1:50.121	3:21.124
2	FORD GT40				P+	GTP+
1	17:02:06.103	P. WALKER	17:03:54.482	P. WALKER	1:48.379	1:48.379
2	17:32:31.212	P. WALKER	17:34:15.388	P. WALKER	1:44.176	3:32.555
3	19:47:18.176	P. WALKER	19:48:50.539	P. WALKER	1:32.363	5:04.918
5	FORD GT40				P+	GTP+
1	18:09:11.606	T. WOOD	18:11:07.528	T. WOOD	1:55.922	1:55.922
2	18:32:16.185	T. WOOD	18:33:20.606	T. WOOD	1:04.421	3:00.343
3	19:06:58.588	T. WOOD	19:09:42.416	T. WOOD	2:43.828	5:44.171
4	20:05:19.778	T. WOOD	20:08:15.666	T. WOOD	2:55.888	8:40.059
7	FORD GT40				P+	GTP+
1	16:40:24.706	C. DAVIES	16:42:18.698	C. DAVIES	1:53.992	1:53.992
9	FORD GT40				P+	GTP+
1	18:10:06.582	R. MEINS	18:12:22.599	R. MEINS	2:16.017	2:16.017
2	19:09:17.329	R. MEINS	19:10:19.036	R. MEINS	1:01.707	3:17.724
3	19:44:23.743	R. MEINS	19:47:07.003	R. MEINS	2:43.260	6:00.984
10	FORD GT40				P+	GTP+
1	18:20:07.968	O. BRYANT	18:22:10.218	O. BRYANT	2:02.250	2:02.250
11	LOTUS Elan 26R Shapecraft				TS10	GTS
1	17:18:00.440	M. SCHRYVER	17:19:57.990	M. SCHRYVER	1:57.550	1:57.550
2	18:31:50.160	M. SCHRYVER	18:32:52.825	M. SCHRYVER	1:02.665	3:00.215
3	19:34:37.254	M. SCHRYVER	19:38:44.712	M. SCHRYVER	4:07.458	7:07.673
12	PORSCHE 911				TS11	GTS
1	17:49:30.095	M. BATES	17:51:28.434	M. BATES	1:58.339	1:58.339
2	18:24:22.693	M. BATES	18:25:45.715	M. BATES	1:23.022	3:21.361
3	19:49:02.286	M. BATES	19:50:44.766	M. BATES	1:42.480	5:03.841
13	LOTUS Elan 26R				TS10	GTS
1	18:04:01.742	G. WILSON	18:07:18.786	G. WILSON	3:17.044	3:17.044
2	18:21:01.723	G. WILSON	18:23:26.473	G. WILSON	2:24.750	5:41.794
14	ASTON MARTIN DB4 Coup?				GTS7	GTS
1	17:24:41.447	G. MILLER	17:27:56.955	G. MILLER	3:15.508	3:15.508
2	19:00:38.920	G. MILLER	19:03:30.071	G. MILLER	2:51.151	6:06.659
15	MARCOS 1800 GT				P<	GTP<
1	17:43:09.353	R. HAMILTON	17:45:38.846	R. HAMILTON	2:29.493	2:29.493
2	19:22:42.013	R. HAMILTON	19:25:11.408	R. HAMILTON	2:29.395	4:58.888
17	FORD Falcon				CT10	CT
1	17:50:14.276	R. FRANKEL	17:52:46.810	R. FRANKEL	2:32.534	2:32.534
2	19:46:45.194	R. FRANKEL	19:51:24.278	R. FRANKEL	4:39.084	7:11.618
18	TRIUMPH TR4				TS11	GTS
1	17:31:43.962	R. RAWE	17:33:43.190	R. RAWE	1:59.228	1:59.228
19	FORD Mustang				CT10	CT
1	17:53:12.178	E. DE WEERDT	17:55:11.386	E. DE WEERDT	1:59.208	1:59.208
2	19:53:39.145	E. DE WEERDT	20:06:49.097	E. DE WEERDT	13:09.952	15:09.160
22	FORD Shelby Mustang 350 GT				TS12	GTS
1	18:15:59.605	H. HAMUNEN	18:18:09.703	H. HAMUNEN	2:10.098	2:10.098
2	20:06:47.796	H. HAMUNEN	20:09:40.849	H. HAMUNEN	2:53.053	5:03.151
23	JAGUAR E Type				TS12	GTS
1	18:20:04.243	J. MINSHAW	18:22:05.423	J. MINSHAW	2:01.180	2:01.180
2	19:30:00.519	J. MINSHAW	19:31:44.704	J. MINSHAW	1:44.185	3:45.365
25	JAGUAR E Type				GTS7	GTS
1	15:55:12.624	J. BURTON	15:57:16.266	J. BURTON	2:03.642	2:03.642
2	18:23:36.357	J. BURTON	18:26:19.426	J. BURTON	2:43.069	4:46.711
27	JAGUAR E Type				TS12	GTS
1	17:48:44.246	S. ZIEGLER	17:51:55.004	S. ZIEGLER	3:10.758	3:10.758
2	19:56:50.896	S. ZIEGLER	19:59:47.689	S. ZIEGLER	2:56.793	6:07.551
28	MARCOS 1800 GT				P<	GTP<
1	17:41:48.751	P. BORDET	17:43:56.192	P. BORDET	2:07.441	2:07.441
29	MORGAN Plus4 Supersport				TS11	GTS
1	16:55:18.882	K. AHLERS	16:58:33.872	K. AHLERS	3:14.990	3:14.990
2	18:23:55.702	K. AHLERS	18:26:28.881	K. AHLERS	2:33.179	5:48.169
3	19:20:25.058	K. AHLERS	19:22:00.974	K. AHLERS	1:35.916	7:24.085
30	SHELBY Cobra				TS12	GTS
1	17:06:11.342	T. DE LATRE DU BOSQUEAU	17:07:53.037	T. DE LATRE DU BOSQUEAU	1:41.695	1:41.695
2	19:11:51.853	T. DE LATRE DU BOSQUEAU	19:13:50.148	T. DE LATRE DU BOSQUEAU	1:58.295	3:39.990
31	LOTUS Elan				TS10	GTS
1	17:50:38.733	C. Graf Von WEDEL	17:52:48.286	C. Graf Von WEDEL	2:09.553	2:09.553

SEPTEMBER 25, 26, 27, 28, 29 • 2019



Spa Six Hours Endurance
SPA SIX HOURS
Race

Pit Stop Analysis

32 LOTUS Elan — TS10 GTS

Nr.	In Time	In Driver	Out Time	Out Driver	Pit Time	T. Pit Time
1	18:25:20.748	J. FEIBER	18:28:59.754	J. FEIBER	3:39.006	3:39.006
2	19:39:46.906	J. FEIBER	19:42:58.486	J. FEIBER	3:11.580	6:50.586

33 FORD Mustang — CT10 CT

Nr.	In Time	In Driver	Out Time	Out Driver	Pit Time	T. Pit Time
1	18:23:05.028	A. LINSTER	18:25:03.005	A. LINSTER	1:57.977	1:57.977
2	19:45:59.288	A. LINSTER	19:47:24.757	A. LINSTER	1:25.469	3:23.446

35 PORSCHE 911 — TS11 GTS

Nr.	In Time	In Driver	Out Time	Out Driver	Pit Time	T. Pit Time
1	18:05:55.540	F. DI EDIGIC	18:08:37.289	F. DI EDIGIC	2:41.749	2:41.749
2	19:31:58.677	F. DI EDIGIC	19:35:13.379	F. DI EDIGIC	3:14.702	5:56.451

36 FORD GT40 — P+ GTP+

Nr.	In Time	In Driver	Out Time	Out Driver	Pit Time	T. Pit Time
1	17:21:25.273	K. LE BLANC	17:23:46.054	K. LE BLANC	2:20.781	2:20.781

37 PORSCHE 911 — TS11 GTS

Nr.	In Time	In Driver	Out Time	Out Driver	Pit Time	T. Pit Time
1	17:10:43.748	L. GEEBELEN	17:14:35.766	L. GEEBELEN	3:52.018	3:52.018
2	19:49:36.895	L. GEEBELEN	19:54:24.821	L. GEEBELEN	4:47.926	8:39.944

38 MARCOS 1800 GT — P< GTP<

Nr.	In Time	In Driver	Out Time	Out Driver	Pit Time	T. Pit Time
1	17:03:04.226	A. VIRON	17:06:31.239	A. VIRON	3:27.013	3:27.013
2	19:09:28.066	A. VIRON	19:11:55.170	A. VIRON	2:27.104	5:54.117

40 JAGUAR E Type — TS12 GTS

Nr.	In Time	In Driver	Out Time	Out Driver	Pit Time	T. Pit Time
1	17:31:20.384	M. HUNT	17:33:09.966	M. HUNT	1:49.582	1:49.582
2	19:11:39.264	M. HUNT	19:13:35.685	M. HUNT	1:56.421	3:46.003

41 MG B Roadster — TS11 GTS

Nr.	In Time	In Driver	Out Time	Out Driver	Pit Time	T. Pit Time
1	16:45:47.765	S. CRIPPS	16:50:32.760	S. CRIPPS	4:44.995	4:44.995
2	19:22:14.504	S. CRIPPS	19:24:28.814	S. CRIPPS	2:14.310	6:59.305

42 MG B — TS11 GTS

Nr.	In Time	In Driver	Out Time	Out Driver	Pit Time	T. Pit Time
1	18:19:26.174	T. BECHTOLSHEIMER	18:22:08.237	T. BECHTOLSHEIMER	2:42.063	2:42.063
2	18:52:44.107	T. BECHTOLSHEIMER	18:53:48.810	T. BECHTOLSHEIMER	1:04.703	3:46.766
3	19:00:54.235	T. BECHTOLSHEIMER	19:03:09.289	T. BECHTOLSHEIMER	2:15.054	6:01.820

44 AUSTIN HEALEY 100 — GTS2 GTS

Nr.	In Time	In Driver	Out Time	Out Driver	Pit Time	T. Pit Time
1	17:10:51.745	M. THORNE	17:14:44.364	M. THORNE	3:52.619	3:52.619
2	17:39:52.431	M. THORNE	19:18:35.230	M. THORNE	1:38:42.799	1:42:35.418
3	19:22:39.611	M. THORNE	20:04:04.035	M. THORNE	41:24.424	2:23:59.842

45 PORSCHE 911 — TS11 GTS

Nr.	In Time	In Driver	Out Time	Out Driver	Pit Time	T. Pit Time
1	17:06:41.173	B. FILLIERS	17:10:41.103	B. FILLIERS	3:59.930	3:59.930
2	19:10:37.023	B. FILLIERS	19:13:37.448	B. FILLIERS	3:00.425	7:00.355

46 TVR Griffith — TS12 GTS

Nr.	In Time	In Driver	Out Time	Out Driver	Pit Time	T. Pit Time
1	17:11:12.078	N. REUBEN	17:28:01.168	N. REUBEN	16:49.090	16:49.090
2	17:31:23.233	N. REUBEN	17:32:24.386	N. REUBEN	1:01.153	17:50.243
3	19:57:15.344	N. REUBEN	20:01:32.578	N. REUBEN	4:17.234	22:07.477

47 FORD Mustang — CT10 CT

Nr.	In Time	In Driver	Out Time	Out Driver	Pit Time	T. Pit Time
1	15:55:12.624	P. MULACEK	17:13:01.613	P. MULACEK	1:17:48.989	1:17:48.989
2	18:33:45.644	P. MULACEK	18:36:14.603	P. MULACEK	2:28.959	1:20:17.948

48 AUSTIN HEALEY 3000 MK2 BJ7 — TS12 GTS

Nr.	In Time	In Driver	Out Time	Out Driver	Pit Time	T. Pit Time
1	16:49:12.275	M. TOTSUKA	16:51:46.531	M. TOTSUKA	2:34.256	2:34.256
2	17:49:47.863	M. TOTSUKA	17:52:41.477	M. TOTSUKA	2:53.614	5:27.870
3	18:59:18.112	M. TOTSUKA	19:02:06.480	M. TOTSUKA	2:48.368	8:16.238

50 TRIUMPH TR4 SLR — TS11 GTS

Nr.	In Time	In Driver	Out Time	Out Driver	Pit Time	T. Pit Time
1	17:06:12.215	B. WHITE	17:08:19.739	B. WHITE	2:07.524	2:07.524
2	19:17:44.822	B. WHITE	19:20:40.113	B. WHITE	2:55.291	5:02.815

51 TVR Grantura MK3 — TS11 GTS

Nr.	In Time	In Driver	Out Time	Out Driver	Pit Time	T. Pit Time
1	18:18:44.667	J. WYMEERSCH	18:21:09.055	J. WYMEERSCH	2:24.388	2:24.388
2	19:31:51.055	J. WYMEERSCH	19:35:25.833	J. WYMEERSCH	3:34.778	5:59.166

52 BIZZARRINI 5300 GT America — P+ GTP+

Nr.	In Time	In Driver	Out Time	Out Driver	Pit Time	T. Pit Time
1	17:09:36.542	P. MÜLDER	17:12:03.399	P. MÜLDER	2:26.857	2:26.857
2	18:53:20.174	P. MÜLDER	18:55:55.331	P. MÜLDER	2:35.157	5:02.014
3	19:49:40.917	P. MÜLDER	19:52:25.953	P. MÜLDER	2:45.036	7:47.050

54 JAGUAR E Type Semi-Lightweight — TS12 GTS

Nr.	In Time	In Driver	Out Time	Out Driver	Pit Time	T. Pit Time
1	16:13:55.995	E. DOUART	16:18:44.944	E. DOUART	4:48.949	4:48.949
2	17:02:55.351	E. DOUART	17:06:40.601	E. DOUART	3:45.250	8:34.199

56 MG B — TS11 GTS

Nr.	In Time	In Driver	Out Time	Out Driver	Pit Time	T. Pit Time
1	17:50:50.091	M. MIDGLEY	17:53:08.986	M. MIDGLEY	2:18.895	2:18.895
2	19:54:20.139	M. MIDGLEY	19:58:30.219	M. MIDGLEY	4:10.080	6:28.975

58 JAGUAR E Type — TS12 GTS

Nr.	In Time	In Driver	Out Time	Out Driver	Pit Time	T. Pit Time
1	18:11:27.008	K. KYVALOVA	18:14:12.789	K. KYVALOVA	2:45.781	2:45.781
2	20:04:05.682	K. KYVALOVA	20:06:45.889	K. KYVALOVA	2:40.207	5:25.988

61 MG B — TS11 GTS

Nr.	In Time	In Driver	Out Time	Out Driver	Pit Time	T. Pit Time
1	15:55:12.624	A. HERREMAN	15:57:21.328	A. HERREMAN	2:08.704	2:08.704
2	17:04:25.419	A. HERREMAN	17:06:35.435	A. HERREMAN	2:10.016	4:18.720
3	18:14:06.346	A. HERREMAN	18:17:02.982	A. HERREMAN	2:56.636	7:15.356
4	18:50:00.604	A. HERREMAN	18:54:54.314	A. HERREMAN	4:53.710	12:09.066
5	19:34:40.646	A. HERREMAN	19:36:46.675	A. HERREMAN	2:06.029	14:15.095



Spa Six Hours Endurance
SPA SIX HOURS
Race
Pit Stop Analysis

62 TVR Griffith — TS12 GTS

Nr.	In Time	In Driver	Out Time	Out Driver	Pit Time	T. Pit Time
1	16:56:44.074	M. DUPONT	16:59:56.122	M. DUPONT	3:12.048	3:12.048
2	18:45:26.578	M. DUPONT	18:47:54.270	M. DUPONT	2:27.692	5:39.740

63 JAGUAR E Type — TS12 GTS

Nr.	In Time	In Driver	Out Time	Out Driver	Pit Time	T. Pit Time
1	17:53:46.456	L. HALUSA	17:56:02.139	L. HALUSA	2:15.683	2:15.683
2	19:55:24.215	L. HALUSA	19:57:45.223	L. HALUSA	2:21.008	4:36.691

64 PORSCHE 911 — TS11 GTS

Nr.	In Time	In Driver	Out Time	Out Driver	Pit Time	T. Pit Time
1	18:14:53.274	U. KOLB	18:17:35.445	U. KOLB	2:42.171	2:42.171

65 FORD Mustang Notchback — CT10 CT

Nr.	In Time	In Driver	Out Time	Out Driver	Pit Time	T. Pit Time
1	18:10:17.674	N. RUDDELL	18:12:29.095	N. RUDDELL	2:11.421	2:11.421
2	19:44:55.996	N. RUDDELL	19:47:23.306	N. RUDDELL	2:27.310	4:38.731

67 FORD Falcon — CT10 CT

Nr.	In Time	In Driver	Out Time	Out Driver	Pit Time	T. Pit Time
1	18:18:40.186	P. VERMAST	18:21:39.915	P. VERMAST	2:59.729	2:59.729

69 CHEVROLET Corvette C2 — TS12 GTS

Nr.	In Time	In Driver	Out Time	Out Driver	Pit Time	T. Pit Time
1	17:41:14.086	J. BELTRAMELLI	17:43:17.826	J. BELTRAMELLI	2:03.740	2:03.740
2	19:52:02.399	J. BELTRAMELLI	19:54:20.166	J. BELTRAMELLI	2:17.767	4:21.507

70 TRIUMPH TR4 — TS11 GTS

Nr.	In Time	In Driver	Out Time	Out Driver	Pit Time	T. Pit Time
1	18:19:28.810	P. LEJEUNE	18:23:23.184	P. LEJEUNE	3:54.374	3:54.374
2	19:18:39.297	P. LEJEUNE	19:58:16.099	P. LEJEUNE	39:36.802	43:31.176

72 FORD Shelby Mustang 350 GT — TS12 GTS

Nr.	In Time	In Driver	Out Time	Out Driver	Pit Time	T. Pit Time
1	18:13:13.027	N. SLEEP	18:15:40.803	N. SLEEP	2:27.776	2:27.776
2	19:36:09.318	N. SLEEP	19:38:33.006	N. SLEEP	2:23.688	4:51.464

73 TVR GRIFFITH 400 — TS12 GTS

Nr.	In Time	In Driver	Out Time	Out Driver	Pit Time	T. Pit Time
1	17:24:43.716	K. SELDERS	17:27:58.805	K. SELDERS	3:15.089	3:15.089
2	19:27:50.867	K. SELDERS	19:31:44.267	K. SELDERS	3:53.400	7:08.489

74 SHELBY Cobra — TS12 GTS

Nr.	In Time	In Driver	Out Time	Out Driver	Pit Time	T. Pit Time
1	16:55:54.169	D. GRUAU	16:57:29.198	D. GRUAU	1:35.029	1:35.029
2	17:01:00.948	D. GRUAU	17:03:48.496	D. GRUAU	2:47.548	4:22.577

75 AUSTIN HEALEY 100 M — GTS7 GTS

Nr.	In Time	In Driver	Out Time	Out Driver	Pit Time	T. Pit Time
1	17:33:15.539	O. BLANPAIN	17:36:49.151	O. BLANPAIN	3:33.612	3:33.612
2	19:08:31.394	O. BLANPAIN	19:11:27.123	O. BLANPAIN	2:55.729	6:29.341

76 LOTUS Elan 26R — TS10 GTS

Nr.	In Time	In Driver	Out Time	Out Driver	Pit Time	T. Pit Time
1	18:17:58.517	S. LYNN	18:20:01.888	S. LYNN	2:03.371	2:03.371

77 PORSCHE 911 — TS11 GTS

Nr.	In Time	In Driver	Out Time	Out Driver	Pit Time	T. Pit Time
1	16:25:25.471	P. BRIONES	16:28:23.561	P. BRIONES	2:58.090	2:58.090
2	18:02:25.107	P. BRIONES	18:03:31.822	P. BRIONES	1:06.715	4:04.805
3	18:11:30.046	P. BRIONES	18:14:19.918	P. BRIONES	2:49.872	6:54.677
4	20:06:22.332	P. BRIONES	20:09:33.620	P. BRIONES	3:11.288	10:05.965

78 TRIUMPH TR4 — TS11 GTS

Nr.	In Time	In Driver	Out Time	Out Driver	Pit Time	T. Pit Time
1	17:00:33.445	G. OWEN	17:02:18.804	G. OWEN	1:45.359	1:45.359
2	19:11:00.284	G. OWEN	19:12:47.644	G. OWEN	1:47.360	3:32.719

79 FORD Mustang — CT10 CT

Nr.	In Time	In Driver	Out Time	Out Driver	Pit Time	T. Pit Time
1	16:59:00.417	C. VAN LANSCHOT	17:05:12.765	C. VAN LANSCHOT	6:12.348	6:12.348

80 ASTON MARTIN DB4 GT DP214 — TS12 GTS

Nr.	In Time	In Driver	Out Time	Out Driver	Pit Time	T. Pit Time
1	18:14:42.106	W. FRIEDRICHS	18:16:37.023	W. FRIEDRICHS	1:54.917	1:54.917
2	19:27:53.010	W. FRIEDRICHS	19:29:35.474	W. FRIEDRICHS	1:42.464	3:37.381

81 FORD GT40 — P+ GTP+

Nr.	In Time	In Driver	Out Time	Out Driver	Pit Time	T. Pit Time
1	15:55:12.624	G. NOLTE	15:57:13.703	G. NOLTE	2:01.079	2:01.079
2	16:16:41.664	G. NOLTE	16:19:34.450	G. NOLTE	2:52.786	4:53.865

83 MG B — TS11 GTS

Nr.	In Time	In Driver	Out Time	Out Driver	Pit Time	T. Pit Time
1	17:02:33.933	J. ALLEN	17:06:00.626	J. ALLEN	3:26.693	3:26.693

84 FORD GT40 — P+ GTP+

Nr.	In Time	In Driver	Out Time	Out Driver	Pit Time	T. Pit Time
1	17:44:48.573	M. GUENAT	17:47:09.681	M. GUENAT	2:21.108	2:21.108

86 FORD Shelby Mustang 350 GT — TS12 GTS

Nr.	In Time	In Driver	Out Time	Out Driver	Pit Time	T. Pit Time
1	16:19:11.736	J. COOKE	16:24:32.379	J. COOKE	5:20.643	5:20.643

87 LOTUS Elan 26R — TS10 GTS

Nr.	In Time	In Driver	Out Time	Out Driver	Pit Time	T. Pit Time
1	18:17:36.977	N. PADMORE	18:19:50.422	N. PADMORE	2:13.445	2:13.445
2	19:31:39.305	N. PADMORE	19:35:02.251	N. PADMORE	3:22.946	5:36.391

89 JAGUAR E Type — TS12 GTS

Nr.	In Time	In Driver	Out Time	Out Driver	Pit Time	T. Pit Time
1	18:12:44.189	M. GRAY	18:15:50.478	M. GRAY	3:06.289	3:06.289

91 MG B — TS11 GTS

Nr.	In Time	In Driver	Out Time	Out Driver	Pit Time	T. Pit Time
1	15:55:12.624	N. FOWLER	15:57:15.720	N. FOWLER	2:03.096	2:03.096
2	17:47:34.588	N. FOWLER	17:50:11.505	N. FOWLER	2:36.917	4:40.013
3	19:32:01.727	N. FOWLER	19:34:24.994	N. FOWLER	2:23.267	7:03.280

92 JAGUAR E Type — TS12 GTS

Nr.	In Time	In Driver	Out Time	Out Driver	Pit Time	T. Pit Time
1	17:06:55.382	A. JADOT	17:09:13.469	A. JADOT	2:18.087	2:18.087



Spa Six Hours Endurance
SPA SIX HOURS
Race
Pit Stop Analysis

Nr.	In Time	In Driver	Out Time	Out Driver	Pit Time	T. Pit Time
2	18:45:46.365	A. JADOT	18:47:43.522	A. JADOT	1:57.157	4:15.244
93	FORD GT40				P+	GTP+
1	17:55:43.184	N. DITTING	17:57:55.409	N. DITTING	2:12.225	2:12.225
95	PORSCHE 911				TS11	GTS
1	17:51:35.668	J. BENNETT	17:53:53.883	J. BENNETT	2:18.215	2:18.215
2	19:53:10.048	J. BENNETT	19:55:50.523	J. BENNETT	2:40.475	4:58.690
96	AUSTIN Mini Countryman				NVITATION	
1	17:06:45.363	M. BURNETT	17:08:31.954	M. BURNETT	1:46.591	1:46.591
2	19:07:51.577	M. BURNETT	19:10:17.585	M. BURNETT	2:26.008	4:12.599
97	FORD Mustang				CT10	CT
1	15:55:12.624	F. DEPTA	15:57:19.492	F. DEPTA	2:06.868	2:06.868
2	17:22:27.827	F. DEPTA	17:25:34.291	F. DEPTA	3:06.464	5:13.332
3	19:30:11.861	F. DEPTA	19:32:55.843	F. DEPTA	2:43.982	7:57.314
98	FORD GT40				P+	GTP+
1	16:55:49.232	J. FARLEY	16:57:45.758	J. FARLEY	1:56.526	1:56.526
2	18:45:30.131	J. FARLEY	18:47:38.924	J. FARLEY	2:08.793	4:05.319
99	SHELBY Cobra				TS12	GTS
1	17:50:07.500	A. DE BEAUMONT	17:52:43.095	A. DE BEAUMONT	2:35.595	2:35.595
2	19:23:09.168	A. DE BEAUMONT	19:25:46.738	A. DE BEAUMONT	2:37.570	5:13.165
100	FORD Falcon Sprint				CT10	CT
1	17:49:40.241	B. GEORGI	17:52:12.349	B. GEORGI	2:32.108	2:32.108
2	19:51:00.476	B. GEORGI	19:53:05.557	B. GEORGI	2:05.081	4:37.189
110	FORD Galaxie 500XL				CT10	CT
1	17:10:50.423	R. OWEN	17:13:52.007	R. OWEN	3:01.584	3:01.584
2	18:28:12.148	R. OWEN	18:30:53.091	R. OWEN	2:40.943	5:42.527
3	19:16:18.403	R. OWEN	19:18:39.250	R. OWEN	2:20.847	8:03.374
4	19:44:32.297	R. OWEN	19:49:36.708	R. OWEN	5:04.411	13:07.785
112	LOTUS Elan				TS10	GTS
1	17:23:27.852	G. GOMES	17:28:23.482	G. GOMES	4:55.630	4:55.630
2	19:20:46.322	G. GOMES	19:22:16.499	G. GOMES	1:30.177	6:25.807
133	LOTUS Elan 26R				TS10	GTS
1	17:39:29.759	A. HANCOCK	17:41:22.863	A. HANCOCK	1:53.104	1:53.104
2	19:27:13.026	A. HANCOCK	19:29:17.028	A. HANCOCK	2:04.002	3:57.106
136	FORD Mustang				CT10	CT
1	17:55:37.283	N. BATCHELOR	17:58:51.285	N. BATCHELOR	3:14.002	3:14.002
2	19:22:12.105	N. BATCHELOR	19:25:52.368	N. BATCHELOR	3:40.263	6:54.265
144	FORD Falcon Sprint				CT10	CT
1	16:29:39.051	C. GODDARD	16:40:33.184	C. GODDARD	10:54.133	10:54.133
2	17:31:24.991	C. GODDARD	17:33:25.649	C. GODDARD	2:00.658	12:54.791
3	19:27:05.223	C. GODDARD	19:29:14.115	C. GODDARD	2:08.892	15:03.683
161	GILBERN 1800GT				TS11	GTS
1	17:08:58.368	B. BINFIELD	17:13:07.722	B. BINFIELD	4:09.354	4:09.354
2	18:58:44.074	B. BINFIELD	19:00:58.589	B. BINFIELD	2:14.515	6:23.869
166	LOTUS Elan 26R				TS10	GTS
1	18:02:09.786	R. FENN	18:03:55.549	R. FENN	1:45.763	1:45.763
2	19:11:56.631	R. FENN	19:13:09.995	R. FENN	1:13.364	2:59.127
3	19:55:21.661	R. FENN	19:57:10.817	R. FENN	1:49.156	4:48.283
169	LOTUS Elan 26R				TS10	GTS
1	17:00:36.401	M. EYEARS	17:03:20.768	M. EYEARS	2:44.367	2:44.367
186	SHELBY Cobra Daytona				TS12	GTS
1	17:52:05.945	D. SMITHIES	17:54:23.184	D. SMITHIES	2:17.239	2:17.239
2	18:32:43.112	D. SMITHIES	18:33:42.387	D. SMITHIES	59.275	3:16.514
3	19:51:11.199	D. SMITHIES	19:53:17.614	D. SMITHIES	2:06.415	5:22.929
197	FORD GT40 Roadster				P+	GTP+
1	17:39:48.751	R. MACEDO SILVA	17:42:14.067	R. MACEDO SILVA	2:25.316	2:25.316
2	18:04:12.750	R. MACEDO SILVA	18:06:21.167	R. MACEDO SILVA	2:08.417	4:33.733
207	AUSTIN HEALEY 3000				TS12	GTS
1	17:06:44.659	C. HARRIS	17:08:31.065	C. HARRIS	1:46.406	1:46.406
2	18:47:31.556	C. HARRIS	18:49:25.489	C. HARRIS	1:53.933	3:40.339
219	MG B				TS11	GTS
1	17:45:33.512	S. PEEREBOOM	17:47:13.019	S. PEEREBOOM	1:39.507	1:39.507
2	19:27:35.481	S. PEEREBOOM	19:29:20.199	S. PEEREBOOM	1:44.718	3:24.225
331	FORD Mustang				CT10	CT
1	18:23:43.185	B. JANSEN	18:27:50.307	B. JANSEN	4:07.122	4:07.122
2	19:10:35.646	B. JANSEN	19:51:09.123	B. JANSEN	40:33.477	44:40.599
616	FORD Mustang Notchback				CT10	CT
1	18:13:01.848	A. ADRIAANS	18:15:54.908	A. ADRIAANS	2:53.060	2:53.060
771	FORD Falcon Sprint				CT10	CT
1	17:36:42.894	A. GREENHALGH	17:39:19.325	A. GREENHALGH	2:36.431	2:36.431
2	19:18:25.610	A. GREENHALGH	19:21:24.490	A. GREENHALGH	2:58.880	5:35.311



Spa Six Hours Endurance

SPA SIX HOURS

Race

Pit Stop Analysis

Nr.	In Time	In Driver	Out Time	Out Driver	Pit Time	T. Pit Time	Nr.	In Time	In Driver	Out Time	Out Driver	Pit Time	T. Pit Time
911 PORSCHE 911					TS11	GTS							
1	18:22:47.953	D. CEYSSENS	18:25:14.441	D. CEYSSENS	2:26.488	2:26.488							

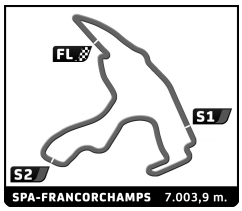

Spa Six Hours Endurance

SPA SIX HOURS

Race

Analysis

Personal Best | Session Best | **B** Crossing the finish line in pit lane

1

1.Marcus Count OEYNHAUS
2.Nico VERDONCK

FORD GT40 GTP+

Lap	D	Time	Sector 1	Sector 2	Sector 3	Kph	Elapsed
1	1	3:15.885	50.874	1:34.563	50.448	126.5	3:15.885
2	1	3:17.157	51.492	1:34.302	51.363	127.9	6:33.042
3	1	3:17.856	51.674	1:34.547	51.635	127.4	9:50.898
4	1	3:16.865	51.223	1:34.582	51.060	128.1	13:07.763
5	1	3:17.386	51.137	1:34.906	51.343	127.7	16:25.149
6	1	3:21.968	53.858	1:36.285	51.825	124.8	19:47.117
7	1	3:24.104	53.087	1:39.041	51.976	123.5	23:11.221
8	1	3:23.684	54.789	1:37.518	51.377	123.8	26:34.905
9	1	3:25.021	53.912	1:39.801	51.308	123.0	29:59.926
10	1	3:21.383	52.857	1:36.809	51.717	125.2	33:21.309
11	1	3:22.232	52.385	1:36.976	52.871	124.7	36:43.541
12	1	3:22.800	52.277	1:37.627	52.896	124.3	40:06.341
13	1	3:27.509	56.089	1:38.294	53.126	121.5	43:33.850
14	1	3:22.218	53.851	1:36.441	51.926	124.7	46:56.068
15	1	3:19.786	52.528	1:35.852	51.406	126.2	50:15.854
16	1	3:21.171	52.819	1:36.878	51.474	125.3	53:37.025
17	1	3:19.535	51.828	1:35.801	51.906	126.4	56:56.560
18	1	3:21.624	52.906	1:37.960	50.758	125.1	1:00:18.184
19	1	3:19.611	52.902	1:35.369	51.340	126.3	1:03:37.795
20	1	4:07.759	1:08.550	1:47.961	1:11.248	101.8	1:07:45.554
21	1	4:07.644	1:10.800	1:52.638	1:04.206	101.8	1:11:53.198
22	1	4:01.711	1:05.558	2:04.762	51.391	104.3	1:15:54.909
23	1	3:21.057	52.272	1:37.184	51.601	125.4	1:19:15.966
24	1	3:22.388	53.511	1:37.724	51.153	124.6	1:22:38.354
25	1	3:20.702	53.249	1:35.614	51.839	125.6	1:25:59.056
26	1	3:17.129	51.065	1:34.746	51.318	127.9	1:29:16.185
27	1	3:19.021	51.625	1:36.722	50.674	126.7	1:32:35.206
28	1	3:20.516	53.516	1:35.866	51.134	125.7	1:35:55.722
29	1	3:18.154	51.657	1:34.686	51.811	127.2	1:39:13.876
30	1	3:17.440	51.548	1:34.534	51.358	127.7	1:42:31.316
31	1	3:18.909	51.723	1:36.348	50.838	126.8	1:45:50.225
32	1	3:16.341	51.710	1:34.559	50.072	128.4	1:49:06.566
33	1	3:16.564	51.223	1:34.970	50.371	128.3	1:52:23.130
34	1	3:20.693	53.932	1:35.312	51.449	125.6	1:55:43.823
35	1	3:20.861	54.402	1:35.769	50.690	125.5	1:59:04.684
36	1	3:17.935	51.652	1:35.501	50.782	127.4	2:02:22.619
37	1	3:23.572	52.138	1:35.123	56.311	123.9	2:05:46.191
38	1	3:22.087	52.482	1:35.469	54.136	124.8	2:09:08.278
39	1	3:18.199	52.257	1:34.756	51.186	127.2	2:12:26.477
40	1	3:21.198	55.533	1:34.938	50.727	125.3	2:15:47.675
41	1	3:25.086 **B**	53.253	1:33.897	57.936	122.9	2:19:12.761
42	1	10:04.214	7:24.353	1:47.064	52.797	41.7	2:29:16.975
43	1	3:24.442	55.102	1:37.428	51.912	123.3	2:32:41.417
44	1	3:22.776	53.812	1:36.827	52.137	124.3	2:36:04.193
45	1	3:26.661	56.598	1:38.425	51.638	122.0	2:39:30.854
46	1	3:20.569	54.190	1:35.333	51.046	125.7	2:42:51.423
47	1	3:16.083	53.261	1:32.437	50.385	128.6	2:46:07.506
48	1	3:15.035	51.961	1:32.805	50.269	129.3	2:49:22.541
49	1	3:13.291	52.717	1:31.270	49.304	130.4	2:52:35.832
50	1	3:09.271	51.561	1:28.666	49.044	133.2	2:55:45.103
51	1	3:10.889	51.728	1:31.200	47.961	132.1	2:58:55.992
52	1	3:07.484	51.154	1:29.273	47.057	134.5	3:02:03.476
53	1	3:07.134	51.055	1:28.755	47.324	134.7	3:05:10.610
54	1	3:06.739	50.955	1:27.054	48.730	135.0	3:08:17.349
55	1	3:07.861	49.686	1:28.468	49.707	134.2	3:11:25.210
56	1	3:06.572	49.612	1:28.085	48.875	135.1	3:14:31.782
57	1	3:01.662	49.182	1:25.169	47.311	138.8	3:17:33.444
58	1	3:25.159	49.775	1:30.655	1:04.729	122.9	3:20:58.603
59	1	4:17.222	1:07.074	1:44.459	1:25.689	98.0	3:25:15.825
60	1	4:48.393	1:21.055	2:07.951	1:19.387	87.4	3:30:04.218
61	1	4:37.702	1:17.259	2:08.392	1:12.051	90.8	3:34:41.920
62	1	4:34.791	1:20.857	2:08.980	1:04.954	91.8	3:39:16.711
63	1	3:09.481	51.609	1:31.308	46.564	133.1	3:42:26.192
64	1	3:00.390	50.227	1:24.469	45.694	139.8	3:45:26.582
65	1	3:10.278 **B**	49.352	1:25.792	55.134	132.5	3:48:36.860
66	1	9:19.099	7:12.434	1:22.886	43.779	45.1	3:57:55.959
67	1	2:54.942	47.603	1:21.606	45.733	144.1	4:00:50.901
68	1	2:53.185	46.890	1:20.665	45.630	145.6	4:03:44.086
69	1	2:52.070	46.789	1:21.003	44.278	146.5	4:06:36.156
70	1	2:56.702	48.563	1:19.556	48.583	142.7	4:09:32.858
71	1	2:55.315	47.159	1:23.728	44.428	143.8	4:12:28.173

2

1.Philip WALKER
2.Miles GRIFFITHS
3.Gordon SHEDDEN

FORD GT40 GTP+

Lap	D	Time	Sector 1	Sector 2	Sector 3	Kph	Elapsed
1	1	3:17.736	53.349	1:34.584	49.803	125.3	3:17.736
2	1	3:14.125	50.761	1:33.655	49.709	129.9	6:31.861
3	1	3:13.758	51.047	1:32.967	49.744	130.1	9:45.619
4	1	3:14.981	51.271	1:32.945	50.765	129.3	13:00.600
5	1	3:16.537	51.113	1:34.732	50.692	128.3	16:17.137
6	1	3:16.437	51.191	1:33.859	51.387	128.4	19:33.574
7	1	3:22.296	53.108	1:37.441	51.747	124.6	22:55.870
8	1	3:21.829	51.467	1:38.828	51.534	124.9	26:17.699
9	1	3:19.810	53.256	1:35.885	50.669	126.2	29:37.509
10	1	3:21.687	55.561	1:35.022	51.104	125.0	32:59.196
11	1	3:23.540	52.927	1:36.973	53.640	123.9	36:22.736
12	1	3:23.447	52.595	1:37.682	53.170	123.9	39:46.183
13	1	3:21.849	52.959	1:36.324	52.566	124.9	43:08.032
14	1	3:18.646	52.665	1:35.146	50.835	126.9	46:26.678
15	1	3:23.362	55.551	1:36.011	51.800	124.0	49:50.040
16	1	3:20.618	52.868	1:35.487	52.263	125.7	53:10.658
17	1	3:22.809	52.583	1:37.610	52.616	124.3	56:33.467
18	1	3:20.259	52.334	1:35.025	52.900	125.9	59:53.726
19	1	3:17.653	51.879	1:34.046	51.728	127.6	1:03:11.379
20	1	3:49.393 **B**	53.674	1:42.605	1:13.114	109.9	1:07:00.772
21	1	4:55.771	2:15.002	1:41.644	59.125	85.2	1:11:56.543
22	1	4:05.799	1:05.783	2:05.697	54.319	102.6	1:16:02.342
23	1	3:33.362	55.618	1:42.492	55.252	118.2	1:19:35.704
24	1	3:32.501	56.843	1:40.193	55.465	118.7	1:23:08.205
25	1	3:33.660	56.340	1:41.505	55.815	118.0	1:26:41.865
26	1	3:32.442	56.999	1:41.029	54.414	118.7	1:30:14.307
27	1	3:29.770	56.062	1:39.508	54.200	120.2	1:33:44.077
28	1	3:40.567 **B**	57.315	1:41.107	1:02.145	114.3	1:37:24.644
29	1	8:25.269	5:57.614	1:36.347	51.308	49.9	1:45:49.913
30	1	3:20.037	52.561	1:36.483	50.993	126.0	1:49:09.950
31	1	3:17.909	52.152	1:35.030	50.727	127.4	1:52:27.859
32	1	3:23.183	52.159	1:36.156	54.868	124.1	1:55:51.042
33	1	3:18.768	52.235	1:35.645	50.888	126.9	1:59:09.810
34	1	3:18.061	52.641	1:35.057	50.363	127.3	2:02:27.871
35	1	3:23.473	52.875	1:36.862	53.736	123.9	2:05:51.344
36	1	3:19.819	52.538	1:34.216	53.065	126.2	2:09:11.163
37	1	3:19.341	52.690	1:34.225	52.426	126.5	2:12:30.504
38	1	3:18.087	53.624	1:34.667	49.796	127.3	2:15:48.591
39	1	3:19.100	53.395	1:34.356	51.349	126.6	2:19:07.691

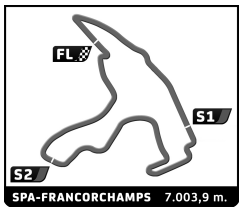

Spa Six Hours Endurance

SPA SIX HOURS

Race

Analysis

Personal Best | Session Best | **B** Crossing the finish line in pit lane

Lap	D	Time	Sector 1	Sector 2	Sector 3	Kph	Elapsed
40	1	3:15.577	51.967	1:33.576	50.034	128.9	2:22:23.268
41	1	3:15.597	51.932	1:33.471	50.194	128.9	2:25:38.865
42	1	3:13.338	51.706	1:32.519	49.113	130.4	2:28:52.203
43	1	3:12.805	52.427	1:31.154	49.224	130.8	2:32:05.008
44	1	3:13.054	52.758	1:31.472	48.824	130.6	2:35:18.062
45	1	3:12.874	51.880	1:32.401	48.593	130.7	2:38:30.936
46	1	3:11.668	51.168	1:32.801	47.699	131.6	2:41:42.604
47	1	3:11.116	52.258	1:31.815	47.043	131.9	2:44:53.720
48	1	3:08.874	50.822	1:29.041	49.011	133.5	2:48:02.594
49	1	3:06.488	52.611	1:27.037	46.840	135.2	2:51:09.082
50	1	3:04.622	51.826	1:26.313	46.483	136.6	2:54:13.704
51	1	3:03.036	51.765	1:25.016	46.255	137.8	2:57:16.740
52	1	3:07.459	49.660	1:29.226	48.573	134.5	3:00:24.199
53	1	3:01.901	49.855	1:24.416	47.630	138.6	3:03:26.100
54	1	3:05.362	50.749	1:28.676	45.937	136.0	3:06:31.462
55	1	2:59.445	50.526	1:22.368	46.551	140.5	3:09:30.907
56	1	3:00.483	49.158	1:25.679	45.646	139.7	3:12:31.390
57	1	2:59.245	49.224	1:24.171	45.850	140.7	3:15:30.635
58	1	3:00.990	50.203	1:22.469	48.318	139.3	3:18:31.625
59	1	3:54.352	54.261	1:44.438	1:15.653	107.6	3:22:25.977
60	1	4:39.148	1:17.547	1:58.803	1:22.798	90.3	3:27:05.125
61	1	4:50.804	1:23.777	2:01.932	1:25.095	86.7	3:31:55.929
62	1	4:35.447	1:25.767	2:00.766	1:08.914	91.5	3:36:31.376
63	1	3:48.785	1:14.314	1:48.828	45.643	110.2	3:40:20.161
64	1	2:51.642	47.476	1:18.916	45.250	146.9	3:43:11.803
65	1	2:59.755	49.813	1:22.919	47.023	140.3	3:46:11.558
66	1	2:57.787	50.120	1:19.592	48.075	141.8	3:49:09.345
67	1	3:02.807 B	47.502	1:20.258	55.047	137.9	3:52:12.152
68	1	8:54.180	6:47.089	1:20.845	46.246	47.2	4:01:06.332
69	1	2:55.301	47.951	1:22.905	44.445	143.8	4:04:01.633
70	1	2:49.601	46.654	1:18.503	44.444	148.7	4:06:51.234
71	1	2:54.981	49.314	1:21.329	44.338	144.1	4:09:46.215
72	1	2:55.013	46.279	1:21.035	47.699	144.1	4:12:41.228

5 1.Tony WOOD 2.Martin STRETTON — FORD GT40 GTP+

Lap	D	Time	Sector 1	Sector 2	Sector 3	Kph	Elapsed
1	1	3:20.111	53.515	1:35.144	51.452	123.8	3:20.111
2	1	3:17.778	52.850	1:33.725	51.203	127.5	6:37.889
3	1	3:16.780	52.811	1:33.305	50.664	128.1	9:54.669
4	1	3:19.391	51.803	1:37.165	50.423	126.5	13:14.060
5	1	3:19.107	53.768	1:33.967	51.372	126.6	16:33.167
6	1	3:19.528	53.403	1:35.301	50.824	126.4	19:52.695
7	1	3:24.947	54.612	1:37.303	53.032	123.0	23:17.642
8	1	3:25.860	55.801	1:37.713	52.346	122.5	26:43.502
9	1	3:23.410	55.070	1:35.031	53.309	124.0	30:06.912
10	1	3:24.101	56.899	1:35.048	52.154	123.5	33:31.013
11	1	3:21.252	53.895	1:34.793	52.564	125.3	36:52.265
12	1	3:25.933	53.914	1:38.177	53.842	122.4	40:18.198
13	1	3:28.859	55.984	1:37.831	55.044	120.7	43:47.057
14	1	3:28.724	58.959	1:37.678	52.087	120.8	47:15.781
15	1	3:24.454	54.059	1:37.473	52.922	123.3	50:40.235
16	1	3:24.645	53.760	1:36.668	54.217	123.2	54:04.880
17	1	3:24.348	53.891	1:38.114	52.343	123.4	57:29.228
18	1	3:22.209	53.885	1:35.164	53.160	124.7	1:00:51.437
19	1	3:23.396	55.361	1:34.961	53.074	124.0	1:04:14.833
20	1	5:01.134	1:15.121	2:19.818	1:26.195	83.7	1:09:15.967
21	1	4:34.280	1:23.858	1:57.996	1:12.426	91.9	1:13:50.247
22	1	3:24.894	54.622	1:37.812	52.460	123.1	1:17:15.141
23	1	3:18.888	52.545	1:34.603	51.740	126.8	1:20:34.029
24	1	3:18.516	52.951	1:35.162	50.403	127.0	1:23:52.545
25	1	3:19.864	54.185	1:35.101	50.578	126.2	1:27:12.409
26	1	3:21.359	53.113	1:36.577	51.669	125.2	1:30:33.768
27	1	3:18.115	52.946	1:34.112	51.057	127.3	1:33:51.883
28	1	3:20.595	52.315	1:35.856	52.424	125.7	1:37:12.478
29	1	3:21.581	53.973	1:34.572	53.036	125.1	1:40:34.059
30	1	3:20.299	53.207	1:35.035	52.057	125.9	1:43:54.358
31	1	3:20.238	53.141	1:35.639	51.458	125.9	1:47:14.596
32	1	3:19.138	52.583	1:35.079	51.476	126.6	1:50:33.734
33	1	3:18.154	53.559	1:33.807	50.788	127.2	1:53:51.888
34	1	3:17.906	53.616	1:33.015	51.275	127.4	1:57:09.794
35	1	3:20.205	54.004	1:34.641	51.560	125.9	2:00:29.999
36	1	3:24.278	55.382	1:33.570	55.326	123.4	2:03:54.277
37	1	3:18.620	53.950	1:33.429	51.241	126.9	2:07:12.897
38	1	3:21.781	54.591	1:34.650	52.540	125.0	2:10:34.678
39	1	3:30.396 B	53.500	1:36.151	1:00.745	119.8	2:14:05.074
40	1	9:53.760	7:20.677	1:42.477	50.606	42.5	2:23:58.834
41	1	3:14.220	52.949	1:32.323	48.948	129.8	2:27:13.054
42	1	3:16.088	53.968	1:32.629	49.491	128.6	2:30:29.142
43	1	3:16.670	53.267	1:32.271	51.132	128.2	2:33:45.812
44	1	3:23.289 B	53.763	1:33.098	56.428	124.0	2:37:09.101
45	1	3:50.542	1:29.336	1:32.681	48.525	109.4	2:40:59.643
46	1	3:11.074	52.461	1:30.211	48.402	132.0	2:44:10.717
47	1	3:11.333	52.596	1:29.433	49.304	131.8	2:47:22.050
48	1	3:05.464	53.248	1:25.675	46.541	136.0	2:50:27.514
49	1	3:05.466	51.461	1:27.827	46.178	136.0	2:53:32.980
50	1	3:05.083	50.602	1:27.774	46.707	136.2	2:56:38.063
51	1	3:02.050	50.755	1:24.746	46.549	138.5	2:59:40.113
52	1	3:01.248	49.965	1:25.067	46.216	139.1	3:02:41.361
53	1	3:01.042	50.913	1:23.481	46.648	139.3	3:05:42.403
54	1	3:02.435	49.570	1:22.634	50.231	138.2	3:08:44.838
55	1	3:06.557 B	50.251	1:23.946	52.360	135.2	3:11:51.395
56	1	5:13.676	3:07.163	1:20.864	45.649	80.4	3:17:05.071
57	1	2:53.465	48.738	1:19.480	45.247	145.4	3:19:58.536
58	1	3:35.953	56.609	1:37.890	1:01.454	116.8	3:23:34.489
59	1	4:21.924	1:00.130	1:45.622	1:36.172	96.3	3:27:56.413
60	1	4:41.063	1:06.467	1:56.474	1:38.122	89.7	3:32:37.476
61	1	4:29.256	1:17.847	1:50.819	1:20.590	93.6	3:37:06.732
62	1	3:41.764	1:11.649	1:38.634	51.481	113.7	3:40:48.496
63	1	2:57.352	49.355	1:21.688	46.309	142.2	3:43:45.848
64	1	2:53.863	48.601	1:21.249	44.013	145.0	3:46:39.711
65	1	3:00.014	48.975	1:22.613	48.426	140.1	3:49:39.725
66	1	2:56.493	48.715	1:21.967	45.811	142.9	3:52:36.218
67	1	2:55.475	48.228	1:22.442	44.805	143.7	3:55:31.693
68	1	2:54.913	48.152	1:21.682	45.079	144.2	3:58:26.606
69	1	2:51.398	47.415	1:19.477	44.506	147.1	4:01:18.004
70	1	2:54.008	47.054	1:21.075	45.879	144.9	4:04:12.012
71	1	2:54.396	48.664	1:20.925	44.807	144.6	4:07:06.408
72	1	3:05.928 B	49.442	1:23.052	53.434	135.6	4:10:12.336

7 1.Craig DAVIES 2.Andy NEWALL — FORD GT40 GTP+

Lap	D	Time	Sector 1	Sector 2	Sector 3	Kph	Elapsed
1	1	3:25.735	55.318	1:36.844	53.573	120.4	3:25.735
2	1	5:00.175	2:28.573	1:36.625	54.977	84.0	8:25.910
3	1	3:31.760	55.066	1:43.729	52.965	119.1	11:57.670
4	1	3:25.776	55.798	1:36.963	53.015	122.5	15:23.446
5	1	3:22.663	54.388	1:36.212	52.063	124.4	18:46.109

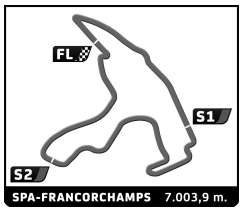

Spa Six Hours Endurance
SPA SIX HOURS
Race
Analysis

Personal Best | Session Best | **B** Crossing the finish line in pit lane

Lap	D	Time	Sector 1	Sector 2	Sector 3	Kph	Elapsed
6	1	3:23.351	54.209	1:37.225	51.917	124.0	22:09.460
7	1	3:25.374	53.510	1:37.978	53.886	122.8	25:34.834
8	1	3:23.254	55.389	1:36.692	51.173	124.1	28:58.088
9	1	3:30.296	57.613	1:37.927	54.756	119.9	32:28.384
10	1	3:25.546	54.323	1:37.974	53.249	122.7	35:53.930
11	1	3:27.281	55.144	1:38.082	54.055	121.6	39:21.211
12	1	6:28.384 B	55.219			64.9	45:49.595

8 1.David HART 2.Olivier HART 3.Nicky PASTORELLI — FORD GT40 GTP+

Lap	D	Time	Sector 1	Sector 2	Sector 3	Kph	Elapsed
1	1	3:19.742	53.112	1:34.356	52.274	124.0	3:19.742
2	1	3:16.407	51.669	1:34.704	50.034	128.4	6:36.149
3	1	3:16.503	51.767	1:34.899	49.837	128.3	9:52.652
4	1	3:16.469	51.119	1:34.267	51.083	128.3	13:09.121
5	1	3:16.785	51.443	1:34.395	50.947	128.1	16:25.906
6	1	3:20.069	53.220	1:35.270	51.579	126.0	19:45.975
7	1	3:24.700	53.548	1:38.105	53.047	123.2	23:10.675
8	1	3:23.031	54.182	1:36.790	52.059	124.2	26:33.706
9	1	3:24.254	55.657	1:36.792	51.805	123.4	29:57.960
10	1	3:22.328	54.623	1:36.311	51.394	124.6	33:20.288
11	1	3:23.765	53.102	1:37.601	53.062	123.7	36:44.053
12	1	3:27.615	53.399	1:40.347	53.869	121.4	40:11.668
13	1	3:23.131	53.417	1:36.266	53.448	124.1	43:34.799
14	1	3:24.025	54.541	1:37.094	52.390	123.6	46:58.824
15	1	3:21.791	53.584	1:36.286	51.921	125.0	50:20.615
16	1	3:24.324	53.974	1:37.280	53.070	123.4	53:44.939
17	1	3:22.104	53.589	1:36.870	51.645	124.8	57:07.043
18	1	3:24.814	55.051	1:37.017	52.746	123.1	1:00:31.857

9 1.Richard MEINS 2.Chris LILLINGSTON PRICE 3.Andrew BENTLEY — FORD GT40 GTP+

Lap	D	Time	Sector 1	Sector 2	Sector 3	Kph	Elapsed
1	1	3:40.133	1:00.746	1:41.547	57.840	112.5	3:40.133
2	1	3:29.563	56.633	1:38.655	54.275	120.3	7:09.696
3	1	3:30.953	56.164	1:39.764	55.025	119.5	10:40.649
4	1	3:29.084	55.801	1:38.661	54.622	120.6	14:09.733
5	1	3:28.773	55.597	1:39.400	53.776	120.8	17:38.506
6	1	3:31.453	55.412	1:41.268	54.773	119.2	21:09.959
7	1	3:33.514	55.337	1:40.937	57.240	118.1	24:43.473
8	1	3:31.270	57.315	1:39.902	54.053	119.3	28:14.743
9	1	3:36.550	59.517	1:40.616	56.417	116.4	31:51.293
10	1	3:32.258	56.764	1:39.885	55.609	118.8	35:23.551
11	1	3:36.915	57.185	1:41.264	58.466	116.2	39:00.466
12	1	3:37.644	57.255	1:41.722	58.667	115.9	42:38.110
13	1	3:41.398	57.456	1:45.817	58.125	113.9	46:19.508
14	1	3:40.473	1:00.054	1:42.514	57.905	114.4	49:59.981
15	1	3:35.787	57.732	1:42.432	55.623	116.8	53:35.768
16	1	3:39.700	59.014	1:44.560	56.126	114.8	57:15.468
17	1	3:33.562	57.286	1:40.391	55.885	118.1	1:00:49.030
18	1	3:43.479	59.717	1:44.525	59.237	112.8	1:04:32.509
19	1	5:01.566	1:08.862	2:18.205	1:34.499	83.6	1:09:34.075
20	1	4:28.799	1:19.155	1:55.871	1:13.773	93.8	1:14:02.874
21	1	3:35.486	57.334	1:41.627	56.525	117.0	1:17:38.360
22	1	3:42.113	57.791	1:47.254	57.068	113.5	1:21:20.473
23	1	3:32.060	56.768	1:40.435	54.857	118.9	1:24:52.533
24	1	3:36.536	56.901	1:42.355	57.280	116.4	1:28:29.069
25	1	3:33.044	56.559	1:41.625	54.860	118.4	1:32:02.113
26	1	3:37.760	56.698	1:45.088	55.974	115.8	1:35:39.873
27	1	3:33.394	56.652	1:41.237	55.505	118.2	1:39:13.267
28	1	3:32.556	57.625	1:40.413	54.518	118.6	1:42:45.823
29	1	3:35.259	57.698	1:42.459	55.102	117.1	1:46:21.082
30	1	3:33.925	56.774	1:41.637	55.514	117.9	1:49:55.007
31	1	3:31.705	57.583	1:39.973	54.149	119.1	1:53:26.712
32	1	3:29.990	55.876	1:40.127	53.987	120.1	1:56:56.702
33	1	3:32.796	56.768	1:41.008	55.020	118.5	2:00:29.498
34	1	3:33.340	59.663	1:38.867	54.810	118.2	2:04:02.838
35	1	3:35.443	59.604	1:40.022	55.817	117.0	2:07:38.281
36	1	3:32.359	56.909	1:40.339	55.111	118.7	2:11:10.640
37	1	3:54.743 B	57.947	1:41.545	1:15.251	107.4	2:15:05.383
38	1	9:39.087	7:07.476	1:38.255	53.356	43.5	2:24:44.470
39	1	3:47.633	1:17.549	1:37.425	52.659	110.8	2:28:32.103
40	1	3:25.094	54.544	1:37.632	52.918	122.9	2:31:57.197
41	1	3:24.173	55.235	1:36.822	52.116	123.5	2:35:21.370
42	1	3:22.659	54.920	1:36.156	51.583	124.4	2:38:44.029
43	1	3:22.268	54.636	1:35.736	51.896	124.7	2:42:06.297
44	1	3:17.013	54.194	1:32.891	49.928	128.0	2:45:23.310
45	1	3:20.323	54.881	1:35.003	50.439	125.9	2:48:43.633
46	1	3:13.082	54.920	1:29.441	48.721	130.6	2:51:56.715
47	1	3:14.286	54.019	1:32.155	48.112	129.8	2:55:11.001
48	1	3:06.810	51.282	1:28.035	47.493	135.0	2:58:17.811
49	1	3:12.204	53.672	1:28.430	50.102	131.2	3:01:30.015
50	1	3:10.580	53.981	1:27.734	48.865	132.3	3:04:40.595
51	1	3:10.511	52.714	1:27.515	50.282	132.4	3:07:51.106
52	1	3:04.796	51.309	1:26.439	47.048	136.4	3:10:55.902
53	1	3:14.463 B	52.369	1:25.783	56.311	129.7	3:14:10.365
54	1	3:42.472	1:27.871	1:26.322	48.279	113.3	3:17:52.837
55	1	3:20.732	48.941	1:29.942	1:01.849	125.6	3:21:13.569
56	1	4:12.589	1:08.263	1:34.621	1:29.705	99.8	3:25:26.158
57	1	4:47.366	1:22.218	2:04.462	1:20.686	87.7	3:30:13.524
58	1	4:36.989	1:16.883	2:05.519	1:14.587	91.0	3:34:50.513
59	1	4:32.678	1:20.656	2:06.218	1:05.804	92.5	3:39:23.191
60	1	3:30.145	53.201	1:47.781	49.163	120.0	3:42:53.336
61	1	3:08.837	52.362	1:29.417	47.058	133.5	3:46:02.173
62	1	3:14.723 B	50.309	1:26.047	58.367	129.5	3:49:16.896
63	1	9:37.506	7:28.871	1:22.788	45.847	43.7	3:58:54.402
64	1	2:58.217	50.805	1:22.218	45.194	141.5	4:01:52.619
65	1	2:59.377	48.900	1:22.323	48.154	140.6	4:04:51.996
66	1	2:57.657	49.595	1:22.337	45.725	141.9	4:07:49.653
67	1	3:00.872	49.818	1:21.911	49.143	139.4	4:10:50.525
68	1	2:57.072	49.981	1:21.586	45.505	142.4	4:13:47.597

10 1.Oliver BRYANT 2.James COTTINGHAM — FORD GT40 GTP+

Lap	D	Time	Sector 1	Sector 2	Sector 3	Kph	Elapsed
1	1	3:22.067	54.617	1:35.933	51.517	122.6	3:22.067
2	1	3:18.746	52.933	1:34.633	51.180	126.9	6:40.813
3	1	3:18.749	53.054	1:34.890	50.805	126.9	9:59.562
4	1	3:20.042	52.633	1:35.597	51.812	126.0	13:19.604
5	1	3:20.012	53.552	1:35.251	51.209	126.1	16:39.616
6	1	3:22.683	54.344	1:35.780	52.559	124.4	20:02.299
7	1	3:24.410	53.675	1:39.109	51.626	123.4	23:26.709
8	1	3:28.683	54.798	1:38.790	55.095	120.8	26:55.392
9	1	3:28.922	58.591	1:37.353	52.978	120.7	30:24.314
10	1	3:29.670	59.060	1:37.129	53.481	120.3	33:53.984
11	1	3:28.424	56.431	1:37.734	54.259	121.0	37:22.408
12	1	3:27.789	55.915	1:38.594	53.280	121.3	40:50.197
13	1	3:26.719	55.058	1:38.883	52.778	122.0	44:16.916

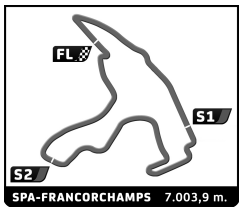

Spa Six Hours Endurance

SPA SIX HOURS

Race

Analysis

Personal Best | Session Best | **B** Crossing the finish line in pit lane

Lap	D	Time	Sector 1	Sector 2	Sector 3	Kph	Elapsed
14	1	3:25.002	54.001	1:37.959	53.042	123.0	47:41.918
15	1	3:27.061	54.789	1:39.566	52.706	121.8	51:08.979
16	1	3:21.987	53.078	1:36.902	52.007	124.8	54:30.966
17	1	3:21.291	52.870	1:36.821	51.600	125.3	57:52.257
18	1	3:23.395	53.457	1:38.128	51.810	124.0	1:01:15.652
19	1	3:33.957	54.104	1:37.402	1:02.451	117.8	1:04:49.609
20	1	4:55.258	1:12.719	2:05.606	1:36.933	85.4	1:09:44.867
21	1	4:25.124	1:15.926	1:55.694	1:13.504	95.1	1:14:09.991
22	1	3:28.786	56.850	1:37.888	54.048	120.8	1:17:38.777
23	1	3:25.157	53.787	1:38.098	53.272	122.9	1:21:03.934
24	1	3:23.705	53.948	1:37.029	52.728	123.8	1:24:27.639
25	1	3:21.932	53.122	1:36.908	51.902	124.9	1:27:49.571
26	1	3:22.270	53.560	1:36.942	51.768	124.7	1:31:11.841
27	1	3:23.688	53.626	1:36.817	53.245	123.8	1:34:35.529
28	1	3:24.057	55.111	1:37.227	51.719	123.6	1:37:59.586
29	1	3:21.030	53.197	1:36.449	51.384	125.4	1:41:20.616
30	1	3:24.373	54.526	1:37.883	51.964	123.4	1:44:44.989
31	1	3:23.035	55.519	1:36.720	50.796	124.2	1:48:08.024
32	1	3:23.476	55.112	1:36.001	52.363	123.9	1:51:31.500
33	1	3:21.036	53.282	1:35.531	52.223	125.4	1:54:52.536
34	1	3:20.114	53.815	1:35.717	50.582	126.0	1:58:12.650
35	1	3:19.213	53.234	1:34.761	51.218	126.6	2:01:31.863
36	1	3:20.043	53.797	1:35.364	50.882	126.0	2:04:51.906
37	1	3:23.579	53.462	1:36.700	53.417	123.9	2:08:15.485
38	1	3:23.317	52.703	1:35.494	55.120	124.0	2:11:38.802
39	1	3:20.461	54.922	1:35.276	50.263	125.8	2:14:59.263
40	1	3:17.733	52.951	1:33.986	50.796	127.5	2:18:16.996
41	1	3:18.326	53.785	1:34.378	50.163	127.1	2:21:35.322
42	1	3:26.539 **B**	53.740	1:34.468	58.331	122.1	2:25:01.861
43	1	12:41.392	...	1:36.125	50.442	33.1	2:37:43.253
44	1	3:18.537	54.760	1:34.548	49.229	127.0	2:41:01.790
45	1	3:13.028	52.849	1:32.124	48.055	130.6	2:44:14.818
46	1	3:15.321	56.086	1:31.451	47.784	129.1	2:47:30.139
47	1	3:10.875	52.090	1:28.805	49.980	132.1	2:50:41.014
48	1	3:10.460	52.227	1:29.446	48.787	132.4	2:53:51.474
49	1	3:09.956	54.467	1:28.330	47.159	132.7	2:57:01.430
50	1	3:09.688	52.841	1:29.664	47.183	132.9	3:00:11.118
51	1	3:06.065	50.970	1:28.712	46.383	135.5	3:03:17.183
52	1	3:02.970	51.168	1:25.468	46.334	137.8	3:06:20.153
53	1	3:00.688	50.088	1:24.334	46.266	139.5	3:09:20.841
54	1	3:02.389	51.089	1:26.360	44.940	138.2	3:12:23.230
55	1	2:59.495	51.030	1:23.593	44.872	140.5	3:15:22.725
56	1	2:59.878	49.927	1:23.004	46.947	140.2	3:18:22.603
57	1	3:58.236	53.008	1:47.218	1:18.010	105.8	3:22:20.839
58	1	4:39.814	1:15.873	2:01.232	1:22.709	90.1	3:27:00.653
59	1	4:49.971	1:24.614	2:03.137	1:22.220	87.0	3:31:50.624
60	1	4:37.705	1:27.823	2:01.128	1:08.754	90.8	3:36:28.329
61	1	3:50.488	1:15.452	1:49.826	45.210	109.4	3:40:18.817
62	1	2:54.774	49.322	1:20.652	44.800	144.3	3:43:13.591
63	1	3:01.188	50.543	1:22.743	47.902	139.2	3:46:14.779
64	1	3:00.586	51.023	1:24.201	45.362	139.6	3:49:15.365
65	1	2:58.820	49.995	1:23.704	45.121	141.0	3:52:14.185
66	1	2:57.033	49.502	1:21.808	45.723	142.4	3:55:11.218
67	1	2:58.129	49.160	1:23.310	45.659	141.5	3:58:09.347
68	1	2:56.371	50.580	1:20.785	45.006	143.0	4:01:05.718
69	1	2:55.355	48.318	1:22.592	44.445	143.8	4:04:01.073
70	1	2:54.578	48.366	1:21.461	44.751	144.4	4:06:55.651
71	1	3:01.559	49.784	1:23.288	48.487	138.9	4:09:57.210
72	1	2:56.926	49.167	1:21.889	45.870	142.5	4:12:54.136

11 1.Michael SCHRYVER 2.Will SCHRYVER 3.Marcus WELLER — LOTUS Elan 26R Shapecraft — GTS10

Lap	D	Time	Sector 1	Sector 2	Sector 3	Kph	Elapsed
1	1	3:49.480	1:09.252	1:43.189	57.039	108.0	3:49.480
2	1	3:36.197	58.469	1:43.270	54.458	116.6	7:25.677
3	1	3:32.737	57.580	1:41.365	53.792	118.5	10:58.414
4	1	3:31.787	57.388	1:41.153	53.246	119.1	14:30.201
5	1	3:31.162	56.830	1:39.998	54.334	119.4	18:01.363
6	1	3:31.306	56.842	1:40.682	53.782	119.3	21:32.669
7	1	3:39.157	57.373	1:46.405	55.379	115.1	25:11.826
8	1	3:35.895	59.344	1:41.777	54.774	116.8	28:47.721
9	1	3:36.247	58.523	1:41.373	56.351	116.6	32:23.968
10	1	3:37.608	58.634	1:44.143	54.831	115.9	36:01.576
11	1	3:43.505	59.942	1:44.785	58.778	112.8	39:45.081
12	1	4:03.196	1:20.978	1:43.451	58.767	103.7	43:48.277
13	1	3:43.780	1:02.692	1:44.823	56.265	112.7	47:32.057
14	1	3:38.937	59.233	1:43.869	55.835	115.2	51:10.994
15	1	3:38.950	58.523	1:43.944	56.483	115.2	54:49.944
16	1	3:40.246	59.497	1:43.754	56.995	114.5	58:30.190
17	1	3:40.044	1:01.404	1:43.090	55.550	114.6	1:02:10.234
18	1	3:54.010	58.141	1:45.289	1:10.580	107.7	1:06:04.244
19	1	4:34.492	1:20.913	1:56.771	1:16.808	91.9	1:10:38.736
20	1	4:44.304	1:42.517	2:04.782	57.005	88.7	1:15:23.040
21	1	3:41.055	59.098	1:45.270	56.687	114.1	1:19:04.095
22	1	3:48.944 **B**	59.768	1:45.536	1:03.640	110.1	1:22:53.039
23	1	5:18.185	2:31.011	1:49.312	57.862	79.2	1:28:11.224
24	1	3:44.652	1:03.606	1:44.264	56.782	112.2	1:31:55.876
25	1	3:46.230	1:01.989	1:47.052	57.189	111.5	1:35:42.106
26	1	3:39.616	1:01.650	1:41.826	56.140	114.8	1:39:21.722
27	1	3:36.687	1:00.299	1:41.124	55.264	116.4	1:42:58.409
28	1	3:38.245	59.528	1:42.485	56.232	115.5	1:46:36.654
29	1	3:38.228	59.272	1:43.179	55.777	115.5	1:50:14.882
30	1	3:34.997	59.781	1:40.375	54.841	117.3	1:53:49.879
31	1	3:32.869	59.157	1:40.443	53.269	118.4	1:57:22.748
32	1	3:39.030	57.931	1:40.522	1:00.577	115.1	2:01:01.778
33	1	3:40.529	1:01.723	1:43.074	55.732	114.3	2:04:42.307
34	1	3:34.498	57.912	1:41.010	55.576	117.5	2:08:16.805
35	1	3:33.730	58.308	1:41.174	54.248	118.0	2:11:50.535
36	1	3:32.635	58.818	1:40.252	53.565	118.6	2:15:23.170
37	1	3:30.700	58.569	1:38.620	53.511	119.7	2:18:53.870
38	1	3:32.359	59.079	1:39.343	53.937	118.7	2:22:26.229
39	1	3:32.315	59.192	1:38.444	54.679	118.8	2:25:58.544
40	1	3:34.097	58.046	1:40.104	55.947	117.8	2:29:32.641
41	1	3:33.877	1:00.052	1:38.571	55.254	117.9	2:33:06.518
42	1	3:36.034 **B**	59.040	1:38.055	58.939	116.7	2:36:42.552
43	1	7:38.665	5:04.188	1:41.132	53.345	55.0	2:44:21.217
44	1	3:27.222	57.941	1:36.887	52.394	121.7	2:47:48.439
45	1	3:26.068	57.902	1:35.930	52.236	122.4	2:51:14.507
46	1	3:20.753	57.413	1:32.556	50.784	125.6	2:54:35.260
47	1	3:26.560	57.285	1:36.608	52.667	122.1	2:58:01.820
48	1	3:18.903	55.999	1:33.101	49.803	126.8	3:01:20.723
49	1	3:18.956	56.072	1:32.544	50.340	126.7	3:04:39.679
50	1	3:19.648	55.900	1:29.880	53.868	126.3	3:07:59.327
51	1	3:16.574	54.438	1:32.212	49.924	128.3	3:11:15.901
52	1	3:16.918	54.996	1:31.535	50.387	128.0	3:14:32.819
53	1	3:11.712	53.808	1:29.341	48.563	131.5	3:17:44.531
54	1	3:25.674	54.138	1:31.035	1:00.501	122.6	3:21:10.205

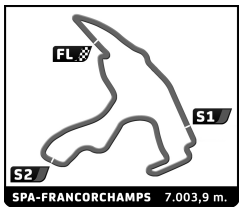

Spa Six Hours Endurance
SPA SIX HOURS
Race
Analysis

Personal Best | Session Best | **B** Crossing the finish line in pit lane

Lap	D	Time	Sector 1	Sector 2	Sector 3	Kph	Elapsed
55	1	4:14.867	1:08.518	1:36.925	1:29.424	98.9	3:25:25.072
56	1	4:47.862	1:21.745	2:05.106	1:21.011	87.6	3:30:12.934
57	1	4:36.933	1:16.361	2:05.948	1:14.624	91.0	3:34:49.867
58	1	4:40.078 B	1:19.942	2:06.948	1:13.188	90.0	3:39:29.945
59	1	6:54.604	4:36.017	1:28.884	49.703	60.8	3:46:24.549
60	1	3:12.490	53.258	1:30.323	48.909	131.0	3:49:37.039
61	1	3:08.814	53.117	1:24.308	51.389	133.5	3:52:45.853
62	1	3:08.354	53.759	1:25.840	48.755	133.9	3:55:54.207
63	1	3:07.633	52.351	1:26.798	48.484	134.4	3:59:01.840
64	1	3:06.306	53.289	1:24.758	48.259	135.3	4:02:08.146
65	1	3:03.873	51.783	1:24.296	47.794	137.1	4:05:12.019
66	1	3:06.960	52.100	1:26.715	48.145	134.9	4:08:18.979
67	1	3:06.437	53.730	1:24.945	47.762	135.2	4:11:25.416
68	1	3:07.868	51.579	1:27.910	48.379	134.2	4:14:33.284

12 1.Mark BATES 2.James BATES — PORSCHE 911 GTS11

Lap	D	Time	Sector 1	Sector 2	Sector 3	Kph	Elapsed
1	1	4:45.831	2:07.467	1:41.770	56.594	86.7	4:45.831
2	1	3:34.417	59.282	1:39.986	55.149	117.6	8:20.248
3	1	3:38.918	59.393	1:44.640	54.885	115.2	11:59.166
4	1	3:35.774	58.847	1:39.517	57.410	116.9	15:34.940
5	1	3:34.322	59.571	1:39.843	54.908	117.6	19:09.262
6	1	3:33.567	58.414	1:40.334	54.819	118.1	22:42.829
7	1	3:34.385	59.157	1:40.900	54.328	117.6	26:17.214
8	1	3:31.555	58.695	1:38.643	54.217	119.2	29:48.769
9	1	3:35.544	59.484	1:40.815	55.245	117.0	33:24.313
10	1	3:34.177	59.481	1:39.790	54.906	117.7	36:58.490
11	1	3:34.907	58.553	1:40.247	56.107	117.3	40:33.397
12	1	3:36.153	1:00.295	1:40.871	54.987	116.6	44:09.550
13	1	3:34.119	58.817	1:40.206	55.096	117.8	47:43.669
14	1	3:34.275	1:00.739	1:39.608	53.928	117.7	51:17.944
15	1	3:32.812	58.435	1:38.944	55.433	118.5	54:50.756
16	1	3:35.050	59.371	1:40.943	54.736	117.2	58:25.806
17	1	3:32.357	58.097	1:38.945	55.315	118.7	1:01:58.163
18	1	3:54.293	58.280	1:44.570	1:11.443	107.6	1:05:52.456
19	1	4:38.759	1:23.940	1:57.129	1:17.690	90.5	1:10:31.215
20	1	4:42.833	1:41.642	2:05.767	55.424	89.1	1:15:14.048
21	1	3:31.704	58.416	1:39.144	54.144	119.1	1:18:45.752
22	1	3:32.479	58.656	1:39.307	54.516	118.7	1:22:18.231
23	1	3:32.416	58.234	1:40.149	54.033	118.7	1:25:50.647
24	1	3:32.922	58.942	1:39.072	54.908	118.4	1:29:23.569
25	1	3:33.374	58.657	1:39.960	54.757	118.2	1:32:56.943
26	1	3:34.157	58.787	1:40.327	55.043	117.7	1:36:31.100
27	1	3:33.562	59.055	1:39.987	54.520	118.1	1:40:04.662
28	1	3:34.121	58.903	1:40.235	54.983	117.8	1:43:38.783
29	1	3:33.921	58.973	1:40.772	54.176	117.9	1:47:12.704
30	1	3:31.424	58.505	1:38.477	54.442	119.3	1:50:44.128
31	1	3:38.661 B	59.290	1:38.862	1:00.509	115.3	1:54:22.789
32	1	9:14.947	6:36.275	1:41.154	57.518	45.4	2:03:37.736
33	1	3:39.263	1:01.541	1:41.046	56.676	115.0	2:07:16.999
34	1	3:42.102	1:01.265	1:42.014	58.823	113.5	2:10:59.101
35	1	3:43.598	1:02.396	1:43.444	57.758	112.8	2:14:42.699
36	1	3:36.207	1:00.960	1:39.630	55.617	116.6	2:18:18.906
37	1	3:35.856	59.983	1:40.329	55.544	116.8	2:21:54.762
38	1	3:33.349	1:01.149	1:38.108	54.092	118.2	2:25:28.111
39	1	3:48.410 B	1:01.933	1:43.348	1:03.129	110.4	2:29:16.521
40	1	4:26.178	1:52.834	1:38.076	55.268	94.7	2:33:42.699
41	1	3:32.985	1:00.520	1:37.552	54.913	118.4	2:37:15.684
42	1	3:35.256	1:01.933	1:39.394	53.929	117.1	2:40:50.940
43	1	3:31.137	59.205	1:38.093	53.839	119.4	2:44:22.077
44	1	3:29.775	1:00.066	1:37.229	52.480	120.2	2:47:51.852
45	1	3:25.285	58.940	1:34.210	52.135	122.8	2:51:17.137
46	1	3:26.435	58.699	1:33.651	54.085	122.1	2:54:43.572
47	1	3:21.973	58.329	1:32.134	51.510	124.8	2:58:05.545
48	1	3:24.759	58.554	1:32.647	53.558	123.1	3:01:30.304
49	1	3:19.865	58.346	1:30.363	51.156	126.2	3:04:50.169
50	1	3:19.422	57.774	1:30.890	50.758	126.4	3:08:09.591
51	1	3:22.369	59.102	1:31.359	51.908	124.6	3:11:31.960
52	1	3:18.885	58.600	1:29.661	50.624	126.8	3:14:50.845
53	1	3:17.344	57.656	1:28.433	51.255	127.8	3:18:08.189
54	1	4:06.324	56.745	1:52.060	1:17.519	102.4	3:22:14.513
55	1	4:39.228	1:17.106	2:02.190	1:19.932	90.3	3:26:53.741
56	1	4:53.752	1:27.978	2:03.919	1:21.855	85.8	3:31:47.493
57	1	4:39.134	1:28.407	2:01.531	1:09.196	90.3	3:36:26.627
58	1	4:01.529	1:15.680	1:52.479	53.370	104.4	3:40:28.156
59	1	3:24.644	58.252	1:32.282	54.110	123.2	3:43:52.800
60	1	3:19.923	58.286	1:29.791	51.846	126.1	3:47:12.723
61	1	3:19.390	57.222	1:30.209	51.959	126.5	3:50:32.113
62	1	3:23.583 B	58.497	1:27.097	57.989	123.9	3:53:55.696
63	1	8:38.036	6:16.326	1:30.302	51.408	48.7	4:02:33.732
64	1	3:11.175	55.195	1:25.768	50.212	131.9	4:05:44.907
65	1	3:11.346	55.411	1:26.786	49.149	131.8	4:08:56.253
66	1	3:10.998	55.528	1:24.576	50.894	132.0	4:12:07.251

13 1.Graham WILSON 2.Shaun BALFE 3.Andy WOLFE — LOTUS Elan 26R GTS10

Lap	D	Time	Sector 1	Sector 2	Sector 3	Kph	Elapsed
1	1	3:43.298	1:06.472	1:40.887	55.939	111.0	3:43.298
2	1	3:32.638	58.490	1:40.087	54.061	118.6	7:15.936
3	1	3:25.887	56.347	1:36.973	52.567	122.5	10:41.823
4	1	3:28.316	56.252	1:38.027	54.037	121.0	14:10.139
5	1	3:26.588	56.129	1:37.220	53.239	122.1	17:36.727
6	1	3:29.251	56.659	1:38.820	53.772	120.5	21:05.978
7	1	3:27.841	56.983	1:37.378	53.480	121.3	24:33.819
8	1	3:29.907	57.059	1:39.393	53.455	120.1	28:03.726
9	1	3:32.483	56.837	1:38.828	56.818	118.7	31:36.209
10	1	3:33.499	56.780	1:41.187	55.532	118.1	35:09.708
11	1	3:33.377	57.826	1:40.171	55.380	118.2	38:43.085
12	1	3:37.142	58.836	1:39.737	58.569	116.1	42:20.227
13	1	3:31.800	58.344	1:39.317	54.139	119.0	45:52.027
14	1	3:30.706	57.732	1:39.836	53.138	119.7	49:22.733
15	1	3:30.584	57.015	1:39.195	54.374	119.7	52:53.317
16	1	3:29.666	57.112	1:39.017	53.537	120.3	56:22.983
17	1	3:32.316	57.271	1:38.929	56.116	118.8	59:55.299
18	1	3:29.484	57.577	1:38.274	53.633	120.4	1:03:24.783
19	1	4:06.519	1:04.527	1:52.090	1:09.902	102.3	1:07:31.302
20	1	4:00.591	1:11.187	1:46.591	1:02.813	104.8	1:11:31.893
21	1	4:07.084	1:15.528	1:55.923	55.633	102.0	1:15:38.977
22	1	3:32.183	58.522	1:38.905	54.756	118.8	1:19:11.160
23	1	3:31.637	57.970	1:39.833	53.834	119.1	1:22:42.797
24	1	3:34.411	57.022	1:41.991	55.398	117.6	1:26:17.208
25	1	3:30.783	56.764	1:40.373	53.646	119.6	1:29:47.991
26	1	3:28.571	57.114	1:37.299	54.158	120.9	1:33:16.562
27	1	3:30.423	58.150	1:38.321	53.952	119.8	1:36:46.985
28	1	3:31.292	56.813	1:39.191	55.288	119.3	1:40:18.277
29	1	3:29.925	57.811	1:38.717	53.397	120.1	1:43:48.202
30	1	3:31.891	58.228	1:39.432	54.231	119.0	1:47:20.093

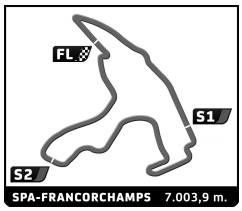

Spa Six Hours Endurance

SPA SIX HOURS

Race

Analysis

Personal Best | Session Best | B Crossing the finish line in pit lane

Lap	D	Time	Sector 1	Sector 2	Sector 3	Kph	Elapsed
31	1	3:27.741	56.702	1:36.831	54.208	121.4	1:50:47.834
32	1	3:27.440	57.315	1:37.616	52.509	121.5	1:54:15.274
33	1	3:26.915	57.442	1:36.123	53.350	121.9	1:57:42.189
34	1	3:29.126	57.487	1:37.536	54.103	120.6	2:01:11.315
35	1	3:31.835	57.582	1:38.547	55.706	119.0	2:04:43.150
36	1	4:12.420 B	58.412	1:48.262	1:25.746	99.9	2:08:55.570
37	1	6:18.441	3:46.212	1:38.711	53.518	66.6	2:15:14.011
38	1	3:32.308	59.058	1:37.748	55.502	118.8	2:18:46.319
39	1	3:29.163	58.955	1:36.759	53.449	120.5	2:22:15.482
40	1	3:39.576 B	58.671	1:37.565	1:03.340	114.8	2:25:55.058
41	1	5:32.055	2:54.565	1:42.428	55.062	75.9	2:31:27.113
42	1	3:34.519	58.574	1:40.530	55.415	117.5	2:35:01.632
43	1	3:37.039	58.863	1:43.089	55.087	116.2	2:38:38.671
44	1	3:36.256	59.639	1:42.456	54.161	116.6	2:42:14.927
45	1	3:36.232	1:01.049	1:39.971	55.212	116.6	2:45:51.159
46	1	3:33.418	58.681	1:40.812	53.925	118.1	2:49:24.577
47	1	3:31.409	58.181	1:39.300	53.928	119.3	2:52:55.986
48	1	3:30.878	1:00.191	1:37.505	53.182	119.6	2:56:26.864
49	1	3:23.766	56.600	1:35.069	52.097	123.7	2:59:50.630
50	1	3:28.879	57.551	1:38.069	53.259	120.7	3:03:19.509
51	1	3:26.493	58.036	1:36.175	52.282	122.1	3:06:46.002
52	1	4:02.814 B	59.472	1:49.399	1:13.943	103.8	3:10:48.816

14 1.George MILLER 2.Les GOBLE — ASTON MARTIN DB4 Coup? GTS7

Lap	D	Time	Sector 1	Sector 2	Sector 3	Kph	Elapsed
1	1	4:20.778	1:34.157	1:45.994	1:00.627	95.0	4:20.778
2	1	3:44.480	1:02.784	1:44.657	57.039	112.3	8:05.258
3	1	3:36.171	58.373	1:41.908	55.890	116.6	11:41.429
4	1	3:34.026	58.394	1:40.775	54.857	117.8	15:15.455
5	1	3:33.079	57.261	1:40.653	55.165	118.3	18:48.534
6	1	3:31.611	56.905	1:40.310	54.396	119.2	22:20.145
7	1	3:35.692	56.960	1:42.107	56.625	116.9	25:55.837
8	1	3:36.041	1:00.274	1:41.295	54.472	116.7	29:31.878
9	1	3:37.310	1:00.430	1:41.311	55.569	116.0	33:09.188
10	1	3:35.563	57.130	1:41.259	57.174	117.0	36:44.751
11	1	3:37.828	58.286	1:41.942	57.600	115.8	40:22.579
12	1	3:38.389	58.539	1:42.438	57.412	115.5	44:00.968
13	1	3:37.599	58.514	1:42.108	56.977	115.9	47:38.567
14	1	3:34.373	58.316	1:40.786	55.271	117.6	51:12.940
15	1	3:34.073	56.966	1:42.241	54.866	117.8	54:47.013
16	1	3:33.036	57.074	1:41.028	54.934	118.4	58:20.049
17	1	3:35.499	59.374	1:40.709	55.416	117.0	1:01:55.548
18	1	3:55.216	58.475	1:44.708	1:12.033	107.2	1:05:50.764
19	1	4:38.954	1:22.881	1:58.466	1:17.607	90.4	1:10:29.718
20	1	4:43.583	1:41.529	2:06.869	55.185	88.9	1:15:13.301
21	1	3:35.157	57.277	1:40.439	57.441	117.2	1:18:48.458
22	1	3:31.575	56.572	1:40.270	54.733	119.2	1:22:20.033
23	1	3:33.012	57.142	1:41.496	54.374	118.4	1:25:53.045
24	1	3:42.007 B	57.327	1:39.640	1:05.040	113.6	1:29:35.052
25	1	6:56.475	3:57.444	1:55.334	1:03.697	60.5	1:36:31.527
26	1	4:10.645	1:09.871	1:54.248	1:06.526	100.6	1:40:42.172
27	1	4:05.734	1:10.418	1:51.035	1:04.281	102.6	1:44:47.906
28	1	3:58.667	1:05.042	1:53.664	59.961	105.6	1:48:46.573
29	1	3:57.425	1:04.285	1:49.976	1:03.164	106.2	1:52:43.998
30	1	3:55.817	1:04.913	1:48.549	1:02.355	106.9	1:56:39.815
31	1	3:56.179	1:05.247	1:50.577	1:00.355	106.8	2:00:35.994
32	1	3:51.939	1:06.196	1:46.184	59.559	108.7	2:04:27.933
33	1	3:52.926	1:04.675	1:48.202	1:00.049	108.2	2:08:20.859
34	1	3:58.832	1:03.958	1:52.578	1:02.296	105.6	2:12:19.691
35	1	4:12.125	1:11.545	1:55.818	1:04.762	100.0	2:16:31.816
36	1	3:49.230	1:03.087	1:47.547	58.596	110.0	2:20:21.046
37	1	3:54.558	1:04.061	1:48.434	1:02.063	107.5	2:24:15.604
38	1	3:51.597	1:04.182	1:47.997	59.418	108.9	2:28:07.201
39	1	3:49.416	1:01.944	1:47.426	1:00.046	109.9	2:31:56.617
40	1	3:44.080	1:01.227	1:44.346	58.507	112.5	2:35:40.697
41	1	3:49.443	1:03.522	1:47.429	58.492	109.9	2:39:30.140
42	1	3:47.450	1:01.862	1:46.089	59.499	110.9	2:43:17.590
43	1	3:54.125	1:05.522	1:47.746	1:00.857	107.7	2:47:11.715
44	1	3:48.797	1:07.058	1:43.881	57.858	110.2	2:51:00.512
45	1	3:39.556	1:00.415	1:42.384	56.757	114.8	2:54:40.068
46	1	3:33.690	59.851	1:39.042	54.797	118.0	2:58:13.758
47	1	3:34.937	1:01.322	1:39.521	54.094	117.3	3:01:48.695
48	1	3:43.236 B	59.958	1:38.287	1:04.991	112.9	3:05:31.931
49	1	11:56.020	9:28.159	1:36.377	51.484	35.2	3:17:27.951
50	1	3:35.550	54.493	1:37.850	1:03.207	117.0	3:21:03.501
51	1	4:13.719	1:06.061	1:41.680	1:25.978	99.4	3:25:17.220
52	1	4:48.422	1:22.210	2:07.663	1:18.549	87.4	3:30:05.642
53	1	4:37.374	1:18.389	2:07.041	1:11.944	90.9	3:34:43.016
54	1	4:35.255	1:21.760	2:08.479	1:05.016	91.6	3:39:18.271
55	1	3:23.170	55.515	1:36.893	50.762	124.1	3:42:41.441
56	1	3:13.960	53.467	1:29.976	50.517	130.0	3:45:55.401
57	1	3:15.342	52.904	1:29.560	52.878	129.1	3:49:10.743
58	1	3:14.568	53.395	1:30.202	50.971	129.6	3:52:25.311
59	1	3:16.161	53.576	1:32.403	50.182	128.5	3:55:41.472
60	1	3:18.465	56.035	1:30.817	51.613	127.0	3:58:59.937
61	1	3:16.502	55.326	1:30.608	50.568	128.3	4:02:16.439
62	1	3:17.801	54.586	1:29.766	53.449	127.5	4:05:34.240
63	1	3:16.137	56.590	1:29.760	49.787	128.6	4:08:50.377
64	1	3:16.277	54.721	1:30.507	51.049	128.5	4:12:06.654

15 1.Robert HAMILTON 2.Donald MOLENAAR 3.Philippe VERMAST — MARCOS 1800 GT GTP<

Lap	D	Time	Sector 1	Sector 2	Sector 3	Kph	Elapsed
1	1	4:14.100	1:27.486	1:47.193	59.421	97.5	4:14.100
2	1	3:46.404	1:02.037	1:45.850	58.517	111.4	8:00.504
3	1	3:39.724	1:00.734	1:42.920	56.070	114.8	11:40.228
4	1	3:41.728	1:01.307	1:43.431	56.990	113.7	15:21.956
5	1	3:35.126	59.568	1:40.918	54.640	117.2	18:57.082
6	1	3:34.889	59.822	1:40.516	54.551	117.3	22:31.971
7	1	3:37.691	59.784	1:42.591	55.316	115.8	26:09.662
8	1	3:38.607	59.753	1:43.823	55.031	115.3	29:48.269
9	1	3:39.859	1:00.037	1:43.751	56.071	114.7	33:28.128
10	1	3:40.470	1:00.907	1:43.270	56.293	114.4	37:08.598
11	1	3:40.491	1:00.557	1:43.388	56.546	114.4	40:49.089
12	1	3:43.224	1:01.308	1:44.819	57.097	113.0	44:32.313
13	1	3:39.272	1:00.901	1:43.094	55.277	115.0	48:11.585
14	1	3:39.592	1:00.744	1:43.200	55.648	114.8	51:51.177
15	1	3:38.288	1:01.121	1:42.009	55.158	115.5	55:29.465
16	1	3:38.310	1:00.212	1:43.162	54.936	115.5	59:07.775
17	1	3:37.123	59.828	1:42.103	55.192	116.1	1:02:44.898
18	1	3:50.104	59.474	1:44.428	1:06.202	109.6	1:06:35.002
19	1	4:12.549	1:04.696	1:51.293	1:16.560	99.8	1:10:47.551
20	1	4:41.429	1:43.050	2:01.391	56.988	89.6	1:15:28.980
21	1	3:36.661	1:00.132	1:41.157	55.372	116.4	1:19:05.641
22	1	3:36.155	59.404	1:41.637	55.114	116.6	1:22:41.796
23	1	3:38.375	1:00.111	1:42.682	55.582	115.5	1:26:20.171
24	1	3:33.978	58.386	1:41.412	54.180	117.8	1:29:54.149

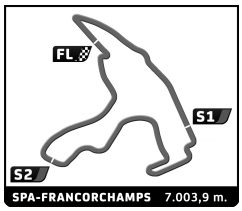

Spa Six Hours Endurance
SPA SIX HOURS
Race
Analysis

Personal Best | Session Best | **B** Crossing the finish line in pit lane

Lap	D	Time	Sector 1	Sector 2	Sector 3	Kph	Elapsed
25	1	3:36.096	59.894	1:42.180	54.022	116.7	1:33:30.245
26	1	3:34.798	58.310	1:41.464	55.024	117.4	1:37:05.043
27	1	3:34.898	58.054	1:41.517	55.327	117.3	1:40:39.941
28	1	3:35.126	59.419	1:40.851	54.856	117.2	1:44:15.067
29	1	3:47.195 B	59.520	1:42.568	1:05.107	111.0	1:48:02.262
30	1	5:48.859	3:05.385	1:45.375	58.099	72.3	1:53:51.121
31	1	3:44.107	1:02.839	1:44.328	56.940	112.5	1:57:35.228
32	1	3:43.287	1:01.028	1:44.513	57.746	112.9	2:01:18.515
33	1	3:44.068	1:02.141	1:44.234	57.693	112.5	2:05:02.583
34	1	3:43.927	1:00.699	1:44.023	59.205	112.6	2:08:46.510
35	1	3:44.639	1:01.502	1:44.660	58.477	112.2	2:12:31.149
36	1	3:41.700	1:01.644	1:44.685	55.371	113.7	2:16:12.849
37	1	3:41.379	1:02.120	1:43.596	55.663	113.9	2:19:54.228
38	1	3:37.782	1:01.089	1:42.101	54.592	115.8	2:23:32.010
39	1	3:38.416	1:00.751	1:43.190	54.475	115.4	2:27:10.426
40	1	3:37.725	1:00.780	1:43.049	53.896	115.8	2:30:48.151
41	1	3:37.555	1:00.933	1:40.920	55.702	115.9	2:34:25.706
42	1	3:36.748	1:00.462	1:41.323	54.963	116.3	2:38:02.454
43	1	3:34.138	1:00.198	1:39.436	54.504	117.7	2:41:36.592
44	1	3:34.272	59.079	1:40.556	54.637	117.7	2:45:10.864
45	1	3:34.546	1:01.051	1:40.005	53.490	117.5	2:48:45.410
46	1	3:29.198	58.588	1:38.505	52.105	120.5	2:52:14.608
47	1	3:25.731	58.823	1:34.436	52.472	122.6	2:55:40.339
48	1	3:30.727	59.067	1:38.702	52.958	119.7	2:59:11.066
49	1	3:24.588	58.211	1:35.277	51.100	123.2	3:02:35.654
50	1	3:19.366	57.205	1:30.935	51.226	126.5	3:05:55.020
51	1	3:21.388	56.307	1:32.776	52.305	125.2	3:09:16.408
52	1	3:21.844	56.324	1:33.014	52.506	124.9	3:12:38.252
53	1	3:18.737	57.502	1:30.795	50.440	126.9	3:15:56.989
54	1	3:17.435	56.166	1:29.797	51.472	127.7	3:19:14.424
55	1	3:52.334	1:06.050	1:40.344	1:05.940	108.5	3:23:06.758
56	1	4:28.660 B	1:04.409	1:49.198	1:35.053	93.9	3:27:35.418
57	1	10:16.320	7:45.308	1:36.332	54.680	40.9	3:37:51.738
58	1	3:18.977	58.260	1:29.884	50.833	126.7	3:41:10.715
59	1	3:21.903	57.195	1:31.954	52.754	124.9	3:44:32.618
60	1	3:21.175	57.366	1:31.548	52.261	125.3	3:47:53.793
61	1	3:13.935	55.920	1:28.769	49.246	130.0	3:51:07.728
62	1	3:14.007	57.046	1:26.928	50.033	130.0	3:54:21.735
63	1	3:16.886	56.102	1:31.726	49.058	128.1	3:57:38.621
64	1	3:14.959	56.955	1:27.551	50.453	129.3	4:00:53.580
65	1	3:12.887	55.470	1:26.092	51.325	130.7	4:04:06.467
66	1	3:13.598	54.577	1:29.219	49.802	130.2	4:07:20.065
67	1	3:13.574	55.723	1:28.677	49.174	130.3	4:10:33.639
68	1	3:11.524	56.340	1:25.950	49.234	131.7	4:13:45.163

16 1.John CLARK 2.Alasdair McCAIG 3.Andrew SMITH — JAGUAR E Type Lightweight GTS12

Lap	D	Time	Sector 1	Sector 2	Sector 3	Kph	Elapsed
1	1	3:40.605	1:02.056	1:41.693	56.856	112.3	3:40.605
2	1	3:36.958	59.412	1:41.583	55.963	116.2	7:17.563
3	1	3:30.936	58.003	1:38.906	54.027	119.5	10:48.499
4	1	3:29.065	55.901	1:38.234	54.930	120.6	14:17.564
5	1	3:29.151	57.099	1:38.076	53.976	120.6	17:46.715

17 1.Richard FRANKEL 2.Andrew FRANKEL 3.Louis FRANKEL — FORD Falcon CT10

Lap	D	Time	Sector 1	Sector 2	Sector 3	Kph	Elapsed
1	1	4:36.485	1:49.433	1:46.895	1:00.157	89.6	4:36.485
2	1	3:42.932	1:02.595	1:41.917	58.420	113.1	8:19.417
3	1	3:51.278	1:04.387	1:44.538	1:02.353	109.0	12:10.695
4	1	3:45.829	1:03.892	1:43.146	58.791	111.7	15:56.524
5	1	3:39.073	1:00.662	1:41.085	57.326	115.1	19:35.597
6	1	3:42.101	1:00.437	1:44.086	57.578	113.5	23:17.698
7	1	3:46.652	1:01.761	1:44.507	1:00.384	111.2	27:04.350
8	1	3:42.327	1:02.043	1:42.712	57.572	113.4	30:46.677
9	1	3:42.061	1:01.072	1:43.397	57.592	113.5	34:28.738
10	1	3:40.672	1:00.252	1:42.962	57.458	114.3	38:09.410
11	1	3:44.804	1:00.841	1:44.343	59.620	112.2	41:54.214
12	1	3:53.480	1:04.306	1:48.353	1:00.821	108.0	45:47.694
13	1	3:46.745	1:02.726	1:44.029	59.990	111.2	49:34.439
14	1	3:43.543	1:02.140	1:43.376	58.027	112.8	53:17.982
15	1	3:43.907	1:00.858	1:43.538	59.511	112.6	57:01.889
16	1	3:46.050	1:04.438	1:44.110	57.502	111.5	1:00:47.939
17	1	3:49.829	1:03.924	1:45.017	1:00.888	109.7	1:04:37.768
18	1	4:58.095	1:12.037	2:11.711	1:34.347	84.6	1:09:35.863
19	1	4:28.264	1:18.523	1:55.765	1:13.976	94.0	1:14:04.127
20	1	3:44.619	1:02.761	1:43.811	58.047	112.3	1:17:48.746
21	1	3:42.924	1:00.304	1:44.233	58.387	113.1	1:21:31.670
22	1	3:42.573	1:01.475	1:43.271	57.827	113.3	1:25:14.243
23	1	3:39.430	59.949	1:43.170	56.311	114.9	1:28:53.673
24	1	3:39.490	1:00.205	1:42.093	57.192	114.9	1:32:33.163
25	1	3:43.407	1:01.905	1:44.143	57.359	112.9	1:36:16.570
26	1	3:40.543	1:01.149	1:42.677	56.717	114.3	1:39:57.113
27	1	3:42.212	1:01.637	1:43.036	57.539	113.5	1:43:39.325
28	1	3:47.298	1:02.293	1:45.568	59.437	110.9	1:47:26.623
29	1	3:39.988	1:01.084	1:42.611	56.293	114.6	1:51:06.611
30	1	4:01.416 B	1:02.247	1:48.177	1:10.992	104.4	1:55:08.027
31	1	13:27.582	...	1:42.388	59.249	31.2	2:08:35.609
32	1	3:44.489	1:00.738	1:43.022	1:00.729	112.3	2:12:20.098
33	1	3:43.790	1:02.728	1:42.919	58.143	112.7	2:16:03.888
34	1	3:39.189	1:01.608	1:41.452	56.129	115.0	2:19:43.077
35	1	3:38.414	59.944	1:40.367	58.103	115.4	2:23:21.491
36	1	3:36.221	1:01.013	1:39.695	55.513	116.6	2:26:57.712
37	1	3:38.134	59.741	1:40.802	57.591	115.6	2:30:35.846
38	1	3:35.215	59.335	1:40.381	55.499	117.2	2:34:11.061
39	1	3:37.471	1:01.343	1:42.159	53.969	115.9	2:37:48.532
40	1	3:34.510	58.170	1:40.277	56.063	117.5	2:41:23.042
41	1	3:47.147	1:03.035	1:48.061	56.051	111.0	2:45:10.189
42	1	3:38.024	1:00.379	1:42.733	54.912	115.6	2:48:48.213
43	1	3:28.461	59.624	1:36.305	52.532	121.0	2:52:16.674
44	1	3:28.101	59.068	1:36.518	52.515	121.2	2:55:44.775
45	1	3:30.106	57.964	1:37.936	54.206	120.0	2:59:14.881
46	1	3:28.702	58.830	1:36.878	52.994	120.8	3:02:43.583
47	1	3:22.417	57.058	1:33.075	52.284	124.6	3:06:06.000
48	1	3:28.297	58.755	1:35.225	54.317	121.0	3:09:34.297
49	1	3:25.702	58.581	1:33.822	53.299	122.6	3:12:59.999
50	1	3:23.717	56.997	1:33.860	52.860	123.8	3:16:23.716
51	1	3:22.240	56.740	1:31.558	53.942	124.7	3:19:45.956
52	1	3:41.164	1:02.588	1:35.509	1:03.067	114.0	3:23:27.120
53	1	4:23.978	1:03.036	1:45.457	1:35.485	95.5	3:27:51.098
54	1	4:41.248	1:08.439	1:56.797	1:36.012	89.7	3:32:32.346
55	1	4:33.524	1:22.339	1:50.595	1:20.590	92.2	3:37:05.870
56	1	3:53.597	1:11.920	1:40.652	1:01.025	107.9	3:40:59.467
57	1	3:28.884	1:01.203	1:33.388	54.293	120.7	3:44:28.351
58	1	3:24.672	57.902	1:33.021	53.749	123.2	3:47:53.023
59	1	3:45.249 B	1:00.624	1:40.012	1:04.613	111.9	3:51:38.272
60	1	13:17.108	...	1:36.400	51.869	31.6	4:04:55.380

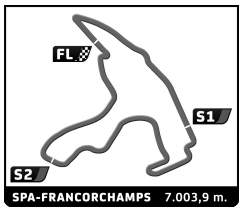

Spa Six Hours Endurance

SPA SIX HOURS

Race

Analysis

Personal Best | Session Best | **B** Crossing the finish line in pit lane

Lap	D	Time	Sector 1	Sector 2	Sector 3	Kph	Elapsed
61	1	3:22.761	56.381	1:32.880	53.500	124.4	4:08:18.141
62	1	3:23.297	58.272	1:32.398	52.627	124.0	4:11:41.438

18 1.Robert RAWE 2.Jack CHATHAM — TRIUMPH TR4 GTS11

Lap	D	Time	Sector 1	Sector 2	Sector 3	Kph	Elapsed
1	1	4:42.503	1:53.401	1:49.069	1:00.033	87.7	4:42.503
2	1	3:46.325	1:02.069	1:45.669	58.587	111.4	8:28.828
3	1	3:44.083	1:01.963	1:43.532	58.588	112.5	12:12.911
4	1	3:44.610	1:02.165	1:43.110	59.335	112.3	15:57.521
5	1	3:40.209	1:00.897	1:42.323	56.989	114.5	19:37.730
6	1	3:42.982	1:01.269	1:43.366	58.347	113.1	23:20.712
7	1	3:45.632	1:03.045	1:44.324	58.263	111.7	27:06.344
8	1	3:43.433	1:02.836	1:43.644	56.953	112.8	30:49.777
9	1	3:42.798	1:00.867	1:44.372	57.559	113.2	34:32.575
10	1	3:42.520	1:01.077	1:43.663	57.780	113.3	38:15.095
11	1	3:47.836	1:01.116	1:44.457	1:02.263	110.7	42:02.931
12	1	3:51.911	1:03.778	1:48.204	59.929	108.7	45:54.842
13	1	3:46.479	1:03.939	1:44.956	57.584	111.3	49:41.321
14	1	3:41.518	1:01.356	1:43.376	56.786	113.8	53:22.839
15	1	3:47.955	1:00.892	1:50.577	56.486	110.6	57:10.794
16	1	3:41.833	1:02.286	1:42.524	57.023	113.7	1:00:52.627
17	1	3:45.882	1:02.393	1:42.853	1:00.636	111.6	1:04:38.509
18	1	4:58.370	1:11.691	2:12.499	1:34.180	84.5	1:09:36.879
19	1	4:28.431	1:18.541	1:55.692	1:14.198	93.9	1:14:05.310
20	1	3:44.371	1:02.306	1:44.560	57.505	112.4	1:17:49.681
21	1	3:45.884	1:02.125	1:45.024	58.735	111.6	1:21:35.565
22	1	3:42.284	1:01.732	1:43.541	57.011	113.4	1:25:17.849
23	1	3:42.671	1:00.990	1:44.552	57.129	113.2	1:29:00.520
24	1	3:41.970	1:01.041	1:43.663	57.266	113.6	1:32:42.490
25	1	3:54.151 **B**	1:04.406	1:44.498	1:05.247	107.7	1:36:36.641
26	1	5:14.022	2:30.938	1:44.092	58.992	80.3	1:41:50.663
27	1	3:42.634	1:02.465	1:43.402	56.767	113.3	1:45:33.297
28	1	3:41.304	1:00.994	1:43.379	56.931	113.9	1:49:14.601
29	1	3:42.734	1:03.184	1:42.159	57.391	113.2	1:52:57.335
30	1	3:44.019	1:02.602	1:42.421	58.996	112.6	1:56:41.354
31	1	3:43.235	1:03.381	1:43.646	56.208	112.9	2:00:24.589
32	1	3:44.930	1:06.105	1:42.765	56.060	112.1	2:04:09.519
33	1	3:43.534	1:01.178	1:44.328	58.028	112.8	2:07:53.053
34	1	3:42.982	1:01.112	1:42.736	59.134	113.1	2:11:36.035
35	1	3:39.559	1:01.182	1:42.174	56.203	114.8	2:15:15.594
36	1	3:37.141	1:01.013	1:40.707	55.421	116.1	2:18:52.735
37	1	3:38.543	1:01.753	1:41.874	54.916	115.4	2:22:31.278
38	1	3:33.967	1:00.128	1:39.323	54.516	117.8	2:26:05.245
39	1	3:38.117	1:03.240	1:39.360	55.517	115.6	2:29:43.362
40	1	3:36.974	59.566	1:39.322	58.086	116.2	2:33:20.336
41	1	3:37.456	1:00.351	1:42.970	54.135	116.0	2:36:57.792
42	1	3:32.375	59.125	1:39.131	54.119	118.7	2:40:30.167
43	1	3:33.117	58.868	1:39.086	55.163	118.3	2:44:03.284
44	1	3:30.690	58.937	1:38.400	53.353	119.7	2:47:33.974
45	1	3:27.785	1:00.332	1:35.170	52.283	121.3	2:51:01.759
46	1	3:31.471	1:00.082	1:36.419	54.970	119.2	2:54:33.230
47	1	3:28.831	1:00.072	1:36.246	52.513	120.7	2:58:02.061
48	1	3:29.260	1:00.629	1:35.241	53.390	120.5	3:01:31.321
49	1	3:20.956	57.628	1:31.547	51.781	125.5	3:04:52.277
50	1	3:32.750 **B**	57.886	1:32.327	1:02.537	118.5	3:08:25.027

19 1.Emiel DE WEERDT 2.Ludo KERKHOFS 3.Luc BRANCKAERTS — FORD Mustang CT10

Lap	D	Time	Sector 1	Sector 2	Sector 3	Kph	Elapsed
1	1	4:37.266	1:51.533	1:46.457	59.276	89.4	4:37.266
2	1	3:44.334	1:02.049	1:43.257	59.028	112.4	8:21.600
3	1	3:46.439	1:01.244	1:44.505	1:00.690	111.4	12:08.039
4	1	3:42.265	1:00.576	1:43.341	58.348	113.4	15:50.304
5	1	3:42.771	1:01.155	1:43.886	57.730	113.2	19:33.075
6	1	3:45.973	1:00.942	1:45.703	59.328	111.6	23:19.048
7	1	3:46.576	1:02.329	1:46.186	58.061	111.3	27:05.624
8	1	3:44.837	1:02.652	1:45.034	57.151	112.1	30:50.461
9	1	3:39.299	59.785	1:42.291	57.223	115.0	34:29.760
10	1	3:40.273	59.901	1:43.049	57.323	114.5	38:10.033
11	1	3:46.396	1:00.866	1:44.923	1:00.607	111.4	41:56.429
12	1	3:51.708	1:02.743	1:47.813	1:01.152	108.8	45:48.137
13	1	3:47.606	1:04.069	1:45.024	58.513	110.8	49:35.743
14	1	3:43.105	1:01.207	1:44.123	57.775	113.0	53:18.848
15	1	3:43.849	1:00.370	1:44.831	58.648	112.6	57:02.697
16	1	3:41.339	1:02.996	1:42.299	56.044	113.9	1:00:44.036
17	1	3:40.748	1:00.332	1:42.470	57.946	114.2	1:04:24.784
18	1	5:00.185	1:10.838	2:18.843	1:30.504	84.0	1:09:24.969
19	1	4:32.711	1:21.736	1:58.432	1:12.543	92.5	1:13:57.680
20	1	3:43.660	1:00.697	1:44.710	58.253	112.7	1:17:41.340
21	1	3:42.245	59.613	1:46.184	56.448	113.5	1:21:23.585
22	1	3:40.580	59.654	1:44.261	56.665	114.3	1:25:04.165
23	1	3:37.263	59.926	1:41.956	55.381	116.1	1:28:41.428
24	1	3:38.389	59.927	1:42.427	56.035	115.5	1:32:19.817
25	1	3:38.499	59.173	1:42.461	56.865	115.4	1:35:58.316
26	1	3:38.875	1:00.614	1:42.574	55.687	115.2	1:39:37.191
27	1	3:41.483	1:00.445	1:42.850	58.188	113.8	1:43:18.674
28	1	3:38.383	1:01.003	1:41.664	55.716	115.5	1:46:57.057
29	1	3:37.892	58.601	1:42.135	57.156	115.7	1:50:34.949
30	1	3:38.407	1:00.537	1:40.869	57.001	115.4	1:54:13.356
31	1	3:53.381 **B**	1:00.582	1:43.024	1:09.775	108.0	1:58:06.737
32	1	12:11.252	9:18.711	1:49.537	1:03.004	34.5	2:10:17.989
33	1	3:57.256	1:05.806	1:49.961	1:01.489	106.3	2:14:15.245
34	1	3:50.741	1:04.415	1:46.649	59.677	109.3	2:18:05.986
35	1	3:48.286	1:02.269	1:46.861	59.156	110.4	2:21:54.272
36	1	3:48.322	1:03.576	1:45.502	59.244	110.4	2:25:42.594
37	1	3:48.363	1:03.075	1:48.094	57.194	110.4	2:29:30.957
38	1	3:47.189	1:02.254	1:45.693	59.242	111.0	2:33:18.146
39	1	3:46.999	1:02.608	1:46.759	57.632	111.1	2:37:05.145
40	1	3:37.900	1:01.274	1:39.806	56.820	115.7	2:40:43.045
41	1	3:39.619	1:02.155	1:40.605	56.859	114.8	2:44:22.664
42	1	3:40.171	59.802	1:41.093	59.276	114.5	2:48:02.835
43	1	3:39.353	1:03.686	1:41.450	54.217	114.9	2:51:42.188
44	1	3:33.539	59.942	1:39.715	53.882	118.1	2:55:15.727
45	1	3:29.573	58.907	1:36.190	54.476	120.3	2:58:45.300
46	1	3:31.636	58.515	1:37.696	55.425	119.1	3:02:16.936
47	1	3:31.621	58.606	1:35.768	57.247	119.1	3:05:48.557
48	1	3:30.919	58.697	1:37.064	55.158	119.5	3:09:19.476
49	1	3:26.980	58.132	1:36.212	52.636	121.8	3:12:46.456
50	1	3:25.077	58.098	1:35.296	51.683	122.9	3:16:11.533
51	1	3:23.485	58.492	1:32.628	52.365	123.9	3:19:35.018
52	1	3:45.486	1:01.152	1:38.045	1:06.289	111.8	3:23:20.504
53	1	4:25.209	1:06.085	1:45.820	1:33.304	95.1	3:27:45.713
54	1	4:43.312	1:11.185	1:56.966	1:35.161	89.0	3:32:29.025
55	1	4:31.664	1:20.926	1:52.436	1:18.302	92.8	3:37:00.689

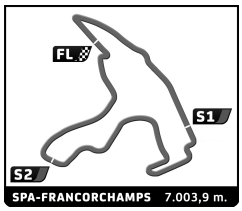

Spa Six Hours Endurance

SPA SIX HOURS

Race

Analysis

Personal Best | Session Best | **B** Crossing the finish line in pit lane

Lap	D	Time	Sector 1	Sector 2	Sector 3	Kph	Elapsed
56	1	3:58.121	1:12.477	1:42.453	1:03.191	105.9	3:40:58.810
57	1	3:36.214	1:06.389	1:36.696	53.129	116.6	3:44:35.024
58	1	3:25.933	1:00.417	1:32.185	53.331	122.4	3:48:00.957
59	1	3:23.999	58.331	1:33.300	52.368	123.6	3:51:24.956
60	1	3:26.241	58.493	1:34.829	52.919	122.3	3:54:51.197
61	1	3:41.936 **B**	59.563	1:34.525	1:07.848	113.6	3:58:33.133

20 1.Christian DUMOLIN 2.Pierre-Alain THIBAUT 3.Marc DEVIS — FORD Shelby Mustang 350 GT GTS12

Lap	D	Time	Sector 1	Sector 2	Sector 3	Kph	Elapsed
1	1	4:16.776	1:26.719	1:48.931	1:01.126	96.5	4:16.776
2	1	3:48.878	1:02.437	1:45.118	1:01.323	110.2	8:05.654
3	1	3:41.239	1:01.536	1:42.565	57.138	114.0	11:46.893
4	1	3:46.294	1:02.553	1:46.005	57.736	111.4	15:33.187
5	1	3:43.953	1:02.435	1:44.542	56.976	112.6	19:17.140
6	1	3:42.128	59.821	1:43.589	58.718	113.5	22:59.268
7	1	3:46.305	1:02.606	1:46.106	57.593	111.4	26:45.573
8	1	3:41.918	1:00.059	1:43.441	58.418	113.6	30:27.491
9	1	3:46.729	1:00.968	1:45.272	1:00.489	111.2	34:14.220
10	1	3:48.065	1:01.200	1:45.794	1:01.071	110.6	38:02.285
11	1	4:09.484 **B**	1:03.513			101.1	42:11.769
12	1	11:09.045	8:28.785	1:44.103	56.157	37.7	53:20.814
13	1	3:37.179	59.862	1:42.311	55.006	116.1	56:57.993
14	1	3:47.286	1:09.294	1:43.436	54.556	110.9	1:00:45.279
15	1	3:34.770	58.662	1:40.424	55.684	117.4	1:04:20.049
16	1	4:57.131	1:11.336	2:19.025	1:26.770	84.9	1:09:17.180
17	1	4:35.219	1:24.762	1:56.430	1:14.027	91.6	1:13:52.399
18	1	3:34.952	57.404	1:41.988	55.560	117.3	1:17:27.351
19	1	3:32.904	57.053	1:41.586	54.265	118.4	1:21:00.255
20	1	3:30.573	58.057	1:37.928	54.588	119.7	1:24:30.828
21	1	3:28.661	57.771	1:38.291	52.599	120.8	1:27:59.489
22	1	3:29.566	57.647	1:39.439	52.480	120.3	1:31:29.055
23	1	3:29.342	56.573	1:39.131	53.638	120.4	1:34:58.397
24	1	3:27.334	55.933	1:39.040	52.361	121.6	1:38:25.731
25	1	3:28.121	56.428	1:38.167	53.526	121.2	1:41:53.852
26	1	3:27.760	56.914	1:38.036	52.810	121.4	1:45:21.612
27	1	3:27.221	56.314	1:38.187	52.720	121.7	1:48:48.833
28	1	3:30.925	1:00.772	1:36.350	53.803	119.5	1:52:19.758
29	1	3:30.962	57.685	1:38.621	54.656	119.5	1:55:50.720
30	1	3:29.648	56.957	1:39.468	53.223	120.3	1:59:20.368
31	1	3:27.188	56.044	1:38.046	53.098	121.7	2:02:47.556
32	1	3:28.901	56.315	1:36.952	55.634	120.7	2:06:16.457
33	1	3:30.606	55.913	1:37.667	57.026	119.7	2:09:47.063
34	1	3:31.531	56.501	1:37.670	57.360	119.2	2:13:18.594
35	1	3:28.105	56.385	1:38.198	53.522	121.2	2:16:46.699
36	1	3:25.266	56.032	1:37.426	51.808	122.8	2:20:11.965
37	1	3:22.878	55.631	1:36.202	51.045	124.3	2:23:34.843
38	1	3:21.922	55.485	1:35.115	51.322	124.9	2:26:56.765
39	1	3:22.165	55.518	1:35.434	51.213	124.7	2:30:18.930
40	1	3:22.824	54.911	1:36.238	51.675	124.3	2:33:41.754
41	1	3:21.073	54.738	1:35.107	51.228	125.4	2:37:02.827
42	1	3:20.873	55.146	1:35.232	50.495	125.5	2:40:23.700
43	1	3:20.799	54.377	1:34.592	51.830	125.6	2:43:44.499
44	1	3:18.137	55.096	1:33.091	49.950	127.3	2:47:02.636
45	1	3:15.228	53.963	1:31.859	49.406	129.2	2:50:17.864
46	1	3:17.898	55.231	1:31.933	50.734	127.4	2:53:35.762
47	1	3:18.179	55.480	1:31.377	51.322	127.2	2:56:53.941
48	1	3:15.250	55.577	1:30.925	48.748	129.1	3:00:09.191
49	1	3:13.718	53.460	1:30.897	49.361	130.2	3:03:22.909
50	1	3:12.580	53.465	1:31.671	47.444	130.9	3:06:35.489
51	1	3:11.337	54.834	1:28.181	48.322	131.8	3:09:46.826
52	1	3:07.998	53.704	1:27.262	47.032	134.1	3:12:54.824

22 1.Henry HAMUNEN 2.Peter HILTUNEN — FORD Shelby Mustang 350 GT GTS12

Lap	D	Time	Sector 1	Sector 2	Sector 3	Kph	Elapsed
1	1	4:05.807	1:22.060	1:44.271	59.476	100.8	4:05.807
2	1	3:37.116	59.792	1:41.628	55.696	116.1	7:42.923
3	1	3:34.368	58.158	1:40.167	56.043	117.6	11:17.291
4	1	3:37.589	58.519	1:41.464	57.606	115.9	14:54.880
5	1	3:35.754	59.594	1:41.708	54.452	116.9	18:30.634
6	1	3:37.478	1:00.229	1:42.511	54.738	115.9	22:08.112
7	1	3:35.809	58.829	1:41.731	55.249	116.8	25:43.921
8	1	3:37.335	1:00.213	1:41.894	55.228	116.0	29:21.256
9	1	3:37.660	58.417	1:43.234	56.009	115.8	32:58.916
10	1	3:40.754	59.224	1:42.952	58.578	114.2	36:39.670
11	1	3:40.909	58.777	1:43.864	58.268	114.1	40:20.579
12	1	3:41.947	59.727	1:42.644	59.576	113.6	44:02.526
13	1	3:42.641	1:00.819	1:43.590	58.232	113.3	47:45.167
14	1	3:39.075	1:00.390	1:42.445	56.240	115.1	51:24.242
15	1	3:37.940	58.461	1:43.249	56.230	115.7	55:02.182
16	1	3:37.268	58.613	1:42.284	56.371	116.1	58:39.450
17	1	3:38.225	58.443	1:42.917	56.865	115.5	1:02:17.675
18	1	3:51.742	58.123	1:47.344	1:06.275	108.8	1:06:09.417
19	1	4:32.822	1:20.412	1:55.409	1:17.001	92.4	1:10:42.239
20	1	4:48.179	1:43.068	2:04.934	1:00.177	87.5	1:15:30.418
21	1	3:39.673	58.737	1:43.042	57.894	114.8	1:19:10.091
22	1	3:38.897	58.484	1:43.446	56.967	115.2	1:22:48.988
23	1	3:39.913	58.202	1:43.397	58.314	114.7	1:26:28.901
24	1	3:38.834	58.628	1:43.057	57.149	115.2	1:30:07.735
25	1	3:39.832	59.655	1:43.803	56.374	114.7	1:33:47.567
26	1	3:37.702	58.415	1:42.786	56.501	115.8	1:37:25.269
27	1	3:37.336	58.385	1:42.178	56.773	116.0	1:41:02.605
28	1	3:42.063	1:01.463	1:44.116	56.484	113.5	1:44:44.668
29	1	3:37.483	58.380	1:43.033	56.070	115.9	1:48:22.151
30	1	3:36.909	58.847	1:42.151	55.911	116.2	1:51:59.060
31	1	3:37.642	58.463	1:41.040	58.139	115.9	1:55:36.702
32	1	3:36.530	58.483	1:42.289	55.758	116.4	1:59:13.232
33	1	3:37.327	58.376	1:42.476	56.475	116.0	2:02:50.559
34	1	3:35.382	58.615	1:41.212	55.555	117.1	2:06:25.941
35	1	3:34.402	58.708	1:40.829	54.865	117.6	2:10:00.343
36	1	3:36.434	58.197	1:41.965	56.272	116.5	2:13:36.777
37	1	3:35.505	1:00.447	1:40.339	54.719	117.0	2:17:12.282
38	1	3:41.649 **B**	58.465	1:38.834	1:04.350	113.8	2:20:53.931
39	1	13:34.713	...	1:46.402	57.175	30.9	2:34:28.644
40	1	3:36.498	1:00.661	1:40.832	55.005	116.5	2:38:05.142
41	1	3:34.574	1:00.056	1:40.978	53.540	117.5	2:41:39.716
42	1	3:34.834	59.922	1:39.388	55.524	117.4	2:45:14.550
43	1	3:32.234	59.275	1:40.730	52.229	118.8	2:48:46.784
44	1	3:25.985	56.891	1:37.929	51.165	122.4	2:52:12.769
45	1	3:23.662	56.392	1:35.547	51.723	123.8	2:55:36.431
46	1	3:22.547	57.202	1:33.647	51.698	124.5	2:58:58.978
47	1	3:19.443	55.878	1:32.429	51.136	126.4	3:02:18.421
48	1	3:27.854	58.669	1:34.944	54.241	121.3	3:05:46.275
49	1	3:28.623	55.751	1:39.210	53.662	120.9	3:09:14.898
50	1	3:24.787	55.951	1:36.902	51.934	123.1	3:12:39.685
51	1	3:19.861	55.612	1:33.860	50.389	126.2	3:15:59.546
52	1	3:15.905	54.754	1:30.235	50.916	128.7	3:19:15.451

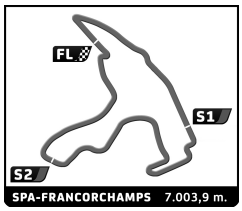

Spa Six Hours Endurance
SPA SIX HOURS
Race
Analysis

Personal Best | Session Best | B Crossing the finish line in pit lane

Lap	D	Time	Sector 1	Sector 2	Sector 3	Kph	Elapsed
53	1	3:53.526	1:09.084	1:37.601	1:06.841	108.0	3:23:08.977
54	1	4:21.798	1:07.042	1:47.656	1:27.100	96.3	3:27:30.775
55	1	4:44.208	1:16.263	1:58.831	1:29.114	88.7	3:32:14.983
56	1	4:37.885	1:23.711	1:56.569	1:17.605	90.7	3:36:52.868
57	1	4:04.264	1:06.966	1:51.289	1:06.009	103.2	3:40:57.132
58	1	3:34.617	1:01.207	1:37.263	56.147	117.5	3:44:31.749
59	1	3:27.286	57.608	1:35.925	53.753	121.6	3:47:59.035
60	1	3:20.396	57.695	1:31.966	50.735	125.8	3:51:19.431
61	1	3:17.194	55.145	1:30.133	51.916	127.9	3:54:36.625
62	1	3:14.844	54.610	1:30.140	50.094	129.4	3:57:51.469
63	1	3:19.394	54.079	1:33.643	51.672	126.5	4:01:10.863
64	1	3:22.282	55.823	1:33.238	53.221	124.6	4:04:33.145
65	1	3:31.219	56.100	1:38.079	57.040	119.4	4:08:04.364
66	1	3:36.843 B	59.186	1:33.814	1:03.843	116.3	4:11:41.207

23 1.Jon MINSHAW 2.Gary PEARSON — JAGUAR E Type GTS12

Lap	D	Time	Sector 1	Sector 2	Sector 3	Kph	Elapsed
1	1	3:26.514	57.112	1:38.210	51.192	120.0	3:26.514
2	1	3:20.851	54.995	1:35.369	50.487	125.5	6:47.365
3	1	3:19.171	53.133	1:35.583	50.455	126.6	10:06.536
4	1	3:18.828	52.531	1:34.967	51.330	126.8	13:25.364
5	1	3:19.992	53.607	1:35.407	50.978	126.1	16:45.356
6	1	3:19.917	54.442	1:35.018	50.457	126.1	20:05.273
7	1	3:23.545	53.888	1:36.737	52.920	123.9	23:28.818
8	1	3:26.953	54.286	1:38.525	54.142	121.8	26:55.771
9	1	3:27.409	58.858	1:36.309	52.242	121.6	30:23.180
10	1	3:22.747	53.478	1:36.475	52.794	124.4	33:45.927
11	1	3:24.498	54.988	1:36.940	52.570	123.3	37:10.425
12	1	3:23.955	54.052	1:36.430	53.473	123.6	40:34.380
13	1	3:25.281	54.808	1:37.201	53.272	122.8	43:59.661
14	1	3:25.978	55.554	1:38.364	52.060	122.4	47:25.639
15	1	3:24.327	54.887	1:37.395	52.045	123.4	50:49.966
16	1	3:23.654	54.633	1:36.984	52.037	123.8	54:13.620
17	1	3:20.521	53.177	1:35.532	51.812	125.7	57:34.141
18	1	3:24.808	57.310	1:36.361	51.137	123.1	1:00:58.949
19	1	3:28.605	53.106	1:37.928	57.571	120.9	1:04:27.554
20	1	5:01.631	1:09.843	2:19.490	1:32.298	83.6	1:09:29.185
21	1	4:29.876	1:21.085	1:56.748	1:12.043	93.4	1:13:59.061
22	1	3:25.449	56.595	1:36.305	52.549	122.7	1:17:24.510
23	1	3:21.156	53.880	1:36.263	51.013	125.3	1:20:45.666
24	1	3:22.510	53.168	1:38.410	50.932	124.5	1:24:08.176
25	1	3:23.780	54.042	1:38.469	51.269	123.7	1:27:31.956
26	1	3:21.409	53.815	1:35.719	51.875	125.2	1:30:53.365
27	1	3:22.591	53.816	1:37.003	51.772	124.5	1:34:15.956
28	1	3:23.068	53.664	1:38.012	51.392	124.2	1:37:39.024
29	1	3:24.101	53.686	1:38.036	52.379	123.5	1:41:03.125
30	1	3:22.980	53.889	1:37.323	51.768	124.2	1:44:26.105
31	1	3:21.489	53.631	1:36.054	51.804	125.1	1:47:47.594
32	1	3:21.392	53.431	1:37.077	50.884	125.2	1:51:08.986
33	1	3:21.566	54.654	1:35.413	51.499	125.1	1:54:30.552
34	1	3:22.650	55.007	1:36.496	51.147	124.4	1:57:53.202
35	1	3:22.196	54.059	1:35.910	52.227	124.7	2:01:15.398
36	1	3:24.432	54.227	1:36.400	53.805	123.3	2:04:39.830
37	1	3:24.569	53.885	1:37.704	52.980	123.3	2:08:04.399
38	1	3:25.577	53.674	1:39.444	52.459	122.7	2:11:29.976
39	1	3:21.613	53.855	1:36.466	51.292	125.1	2:14:51.589
40	1	3:20.841	53.074	1:35.987	51.780	125.5	2:18:12.430
41	1	3:19.591	53.550	1:34.674	51.367	126.3	2:21:32.021
42	1	3:26.799 B	53.744	1:34.607	58.448	121.9	2:24:58.820
43	1	11:24.819	8:55.953	1:37.362	51.504	36.8	2:36:23.639
44	1	3:21.051	54.841	1:35.643	50.567	125.4	2:39:44.690
45	1	3:20.239	55.049	1:34.585	50.605	125.9	2:43:04.929
46	1	3:17.628	53.963	1:34.865	48.800	127.6	2:46:22.557
47	1	3:14.926	53.538	1:32.859	48.529	129.4	2:49:37.483
48	1	3:15.960	52.843	1:32.127	50.990	128.7	2:52:53.443
49	1	3:10.372	53.101	1:29.572	47.699	132.4	2:56:03.815
50	1	3:09.734	52.069	1:27.661	50.004	132.9	2:59:13.549
51	1	3:08.177	54.183	1:26.604	47.390	134.0	3:02:21.726
52	1	3:09.506	53.234	1:26.974	49.298	133.1	3:05:31.232
53	1	3:04.031	51.310	1:24.952	47.769	137.0	3:08:35.263
54	1	3:04.404	51.219	1:26.386	46.799	136.7	3:11:39.667
55	1	3:02.092	51.090	1:23.848	47.154	138.5	3:14:41.759
56	1	3:03.099	51.822	1:24.561	46.716	137.7	3:17:44.858
57	1	3:23.500	51.140	1:30.909	1:01.451	123.9	3:21:08.358
58	1	4:14.922	1:06.873	1:39.359	1:28.690	98.9	3:25:23.280
59	1	4:48.403	1:21.941	2:05.653	1:20.809	87.4	3:30:11.683
60	1	4:42.288 B	1:16.629	2:06.131	1:19.528	89.3	3:34:53.971
61	1	4:39.600	2:10.158	1:27.047	1:02.395	90.2	3:39:33.571
62	1	3:17.062	53.038	1:37.026	46.998	128.0	3:42:50.633
63	1	3:03.605	52.485	1:24.857	46.263	137.3	3:45:54.238
64	1	3:00.753	49.988	1:23.356	47.409	139.5	3:48:54.991
65	1	3:04.768	49.956	1:25.828	48.984	136.5	3:51:59.759
66	1	3:02.156	50.848	1:24.229	47.079	138.4	3:55:01.915
67	1	2:58.253	49.450	1:23.337	45.466	141.5	3:58:00.168
68	1	2:57.914	50.003	1:22.143	45.768	141.7	4:00:58.082
69	1	2:57.237	49.326	1:22.081	45.830	142.3	4:03:55.319
70	1	2:57.986	49.741	1:23.001	45.244	141.7	4:06:53.305
71	1	2:58.116	50.313	1:22.544	45.259	141.6	4:09:51.421
72	1	2:59.613	48.978	1:25.296	45.339	140.4	4:12:51.034

25 1.John BURTON 2.Nick FINBURGH 3.Rob NEWALL — JAGUAR E Type GTS7

Lap	D	Time	Sector 1	Sector 2	Sector 3	Kph	Elapsed
1	1	5:29.330	2:47.490	1:44.831	57.009	75.2	5:29.330
2	1	3:37.618	59.517	1:39.673	58.428	115.9	9:06.948
3	1	3:36.807	58.955	1:42.037	55.815	116.3	12:43.755
4	1	3:34.844	58.502	1:39.672	56.670	117.4	16:18.599
5	1	3:33.716	57.972	1:40.567	55.177	118.0	19:52.315
6	1	3:38.832	1:00.720	1:40.899	57.213	115.2	23:31.147
7	1	3:38.218	58.151	1:41.246	58.821	115.5	27:09.365
8	1	3:43.328	1:02.628	1:43.005	57.695	112.9	30:52.693
9	1	3:37.602	58.782	1:41.725	57.095	115.9	34:30.295
10	1	3:40.322	1:00.848	1:42.092	57.382	114.4	38:10.617
11	1	3:48.241	1:00.745	1:44.802	1:02.694	110.5	41:58.858
12	1	3:43.812	1:01.447	1:45.114	57.251	112.7	45:42.670
13	1	3:38.922	1:00.345	1:41.178	57.399	115.2	49:21.592
14	1	3:40.113	1:00.332	1:41.113	58.668	114.6	53:01.705
15	1	3:43.279	1:00.815	1:45.277	57.187	112.9	56:44.984
16	1	3:37.416	59.996	1:42.136	55.284	116.0	1:00:22.400
17	1	3:38.450	59.118	1:41.830	57.502	115.4	1:04:00.850
18	1	5:07.694	1:21.009	2:21.531	1:25.154	81.9	1:09:08.544
19	1	4:34.090	1:25.515	1:59.167	1:09.408	92.0	1:13:42.634
20	1	3:36.686	58.535	1:42.371	55.780	116.4	1:17:19.320
21	1	3:34.847	57.876	1:41.307	55.664	117.4	1:20:54.167
22	1	3:37.148	58.630	1:40.342	58.176	116.1	1:24:31.315
23	1	3:40.629	1:01.871	1:43.522	55.236	114.3	1:28:11.944
24	1	3:34.835	58.555	1:41.113	55.167	117.4	1:31:46.779

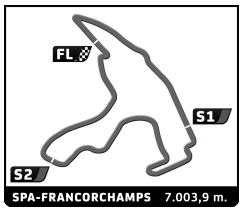

Spa Six Hours Endurance
SPA SIX HOURS
Race
Analysis

Personal Best | Session Best | **B** Crossing the finish line in pit lane

Lap	D	Time	Sector 1	Sector 2	Sector 3	Kph	Elapsed
25	1	3:31.292	57.443	1:39.876	53.973	119.3	1:35:18.071
26	1	3:32.703	57.346	1:41.172	54.185	118.5	1:38:50.774
27	1	3:32.863	56.346	1:39.778	56.739	118.5	1:42:23.637
28	1	3:31.402	57.753	1:39.699	53.950	119.3	1:45:55.039
29	1	3:31.297	57.654	1:38.872	54.771	119.3	1:49:26.336
30	1	3:33.892	57.332	1:39.687	56.873	117.9	1:53:00.228
31	1	3:33.577	57.795	1:40.324	55.458	118.1	1:56:33.805
32	1	3:32.203	58.297	1:39.934	53.972	118.8	2:00:06.008
33	1	3:31.652	58.014	1:39.143	54.495	119.1	2:03:37.660
34	1	3:31.852	57.228	1:38.896	55.728	119.0	2:07:09.512
35	1	3:34.149	58.388	1:41.690	54.071	117.7	2:10:43.661
36	1	3:34.291	57.377	1:40.260	56.654	117.7	2:14:17.952
37	1	3:29.989	57.524	1:38.818	53.647	120.1	2:17:47.941
38	1	3:30.435	57.405	1:39.386	53.644	119.8	2:21:18.376
39	1	3:32.027	1:00.621	1:38.287	53.119	118.9	2:24:50.403
40	1	3:39.227 **B**	56.760	1:39.510	1:02.957	115.0	2:28:29.630
41	1	13:02.577	...	1:40.582	53.829	32.2	2:41:32.207
42	1	3:39.309	58.852	1:44.951	55.506	115.0	2:45:11.516
43	1	3:31.986	1:01.318	1:38.524	52.144	118.9	2:48:43.502
44	1	3:29.757	57.847	1:39.106	52.804	120.2	2:52:13.259
45	1	3:25.533	58.713	1:35.267	51.553	122.7	2:55:38.792
46	1	3:26.077	56.763	1:38.322	50.992	122.4	2:59:04.869
47	1	3:20.359	55.173	1:34.525	50.661	125.8	3:02:25.228
48	1	3:18.474	54.862	1:32.160	51.452	127.0	3:05:43.702
49	1	3:22.928	56.906	1:34.839	51.183	124.3	3:09:06.630
50	1	3:16.425	54.423	1:30.816	51.186	128.4	3:12:23.055
51	1	3:17.914	55.937	1:32.059	49.918	127.4	3:15:40.969
52	1	3:16.830	54.558	1:30.564	51.708	128.1	3:18:57.799
53	1	3:45.838	1:01.637	1:39.195	1:05.006	111.6	3:22:43.637
54	1	4:34.622	1:09.677	2:01.606	1:23.339	91.8	3:27:18.259
55	1	4:46.741	1:21.639	1:58.667	1:26.435	87.9	3:32:05.000
56	1	4:36.538	1:25.349	1:58.048	1:13.141	91.2	3:36:41.538
57	1	3:53.254	1:11.805	1:50.861	50.588	108.1	3:40:34.792
58	1	3:17.904	54.479	1:30.500	52.925	127.4	3:43:52.696
59	1	3:18.719	56.043	1:31.766	50.910	126.9	3:47:11.415
60	1	3:22.970	55.031	1:34.162	53.777	124.2	3:50:34.385
61	1	3:19.074	56.709	1:32.100	50.265	126.7	3:53:53.459
62	1	3:17.064	55.114	1:31.582	50.368	127.9	3:57:10.523
63	1	3:16.740	55.831	1:29.851	51.058	128.2	4:00:27.263
64	1	3:14.243	55.601	1:29.412	49.230	129.8	4:03:41.506
65	1	3:15.619	54.211	1:30.000	51.408	128.9	4:06:57.125
66	1	3:22.399	56.002	1:32.719	53.678	124.6	4:10:19.524
67	1	3:15.870	53.656	1:29.081	53.133	128.7	4:13:35.394

26 1.Lee PENSON 2.Chris HOY 3.Cameron JACKSON — LOTUS Elan S1 26R GTS10

Lap	D	Time	Sector 1	Sector 2	Sector 3	Kph	Elapsed
1	1	4:09.464	1:29.539	1:42.883	57.042	99.3	4:09.464
2	1	3:34.794	58.718	1:41.065	55.011	117.4	7:44.258
3	1	3:31.933	57.979	1:39.586	54.368	119.0	11:16.191
4	1	3:32.289	58.767	1:39.200	54.322	118.8	14:48.480
5	1	3:30.488	57.225	1:38.882	54.381	119.8	18:18.968
6	1	3:29.933	57.501	1:38.979	53.453	120.1	21:48.901
7	1	3:33.363	57.002	1:41.098	55.263	118.2	25:22.264
8	1	3:31.116	58.334	1:38.922	53.860	119.4	28:53.380
9	1	3:33.924	58.204	1:40.310	55.410	117.9	32:27.304
10	1	3:32.136	57.752	1:39.454	54.930	118.9	35:59.440
11	1	3:33.840	58.629	1:39.838	55.373	117.9	39:33.280
12	1	3:37.399	59.375	1:41.073	56.951	116.0	43:10.679
13	1	3:34.421	59.067	1:40.208	55.146	117.6	46:45.100
14	1	3:33.873	59.933	1:39.047	54.893	117.9	50:18.973
15	1	3:33.128	59.216	1:39.290	54.622	118.3	53:52.101
16	1	3:29.874	57.242	1:37.819	54.813	120.1	57:21.975
17	1	3:30.592	57.684	1:38.361	54.547	119.7	1:00:52.567
18	1	3:36.675	59.068	1:40.796	56.811	116.4	1:04:29.242
19	1	5:01.691	1:09.952	2:18.786	1:32.953	83.6	1:09:30.933
20	1	4:29.106	1:20.642	1:56.260	1:12.204	93.7	1:14:00.039
21	1	3:48.167 **B**	59.474	1:40.684	1:08.009	110.5	1:17:48.206

27 1.Stefan ZIEGLER 2.Read GOMM 3.Marc GORDON — JAGUAR E Type GTS12

Lap	D	Time	Sector 1	Sector 2	Sector 3	Kph	Elapsed
1	1	3:59.844	1:15.201	1:44.602	1:00.041	103.3	3:59.844
2	1	3:28.835	57.247	1:38.229	53.359	120.7	7:28.679
3	1	3:30.654	55.521	1:40.990	54.143	119.7	10:59.333
4	1	3:29.687	56.223	1:39.896	53.568	120.2	14:29.020
5	1	3:26.378	55.687	1:37.934	52.757	122.2	17:55.398
6	1	3:28.369	55.443	1:38.777	54.149	121.0	21:23.767
7	1	3:32.402	56.062	1:39.190	57.150	118.7	24:56.169
8	1	3:38.369	1:00.801	1:41.913	55.655	115.5	28:34.538
9	1	3:39.809	1:01.299	1:41.157	57.353	114.7	32:14.347
10	1	3:36.505	58.252	1:41.290	56.963	116.5	35:50.852
11	1	3:37.750	59.162	1:41.632	56.956	115.8	39:28.602
12	1	3:45.523	1:01.149	1:45.965	58.409	111.8	43:14.125
13	1	3:44.287	1:00.279	1:44.292	59.716	112.4	46:58.412
14	1	3:42.414	1:00.429	1:44.233	57.752	113.4	50:40.826
15	1	3:40.716	57.260	1:46.026	57.430	114.2	54:21.542
16	1	3:38.461	59.446	1:43.762	55.253	115.4	58:00.003
17	1	3:33.048	57.531	1:41.374	54.143	118.3	1:01:33.051
18	1	3:41.868	58.006	1:42.654	1:01.208	113.6	1:05:14.919
19	1	4:41.682	1:18.159	1:58.751	1:24.772	89.5	1:09:56.601
20	1	4:22.254	1:12.477	1:59.513	1:10.264	96.1	1:14:18.855
21	1	3:34.550	57.371	1:43.034	54.145	117.5	1:17:53.405
22	1	3:35.733	57.056	1:42.465	56.212	116.9	1:21:29.138
23	1	3:32.467	57.313	1:41.043	54.111	118.7	1:25:01.605
24	1	3:30.836	55.797	1:39.608	55.431	119.6	1:28:32.441
25	1	3:32.752	56.435	1:41.609	54.708	118.5	1:32:05.193
26	1	3:35.597	56.132	1:43.597	55.868	117.0	1:35:40.790
27	1	3:33.229	56.249	1:41.716	55.264	118.2	1:39:14.019
28	1	3:33.339	57.399	1:40.847	55.093	118.2	1:42:47.358
29	1	3:34.283	57.858	1:41.332	55.093	117.7	1:46:21.641
30	1	3:34.105	57.137	1:40.837	56.131	117.8	1:49:55.746
31	1	3:41.519 **B**	58.031	1:41.269	1:02.219	113.8	1:53:37.265
32	1	12:22.248	9:07.920	2:18.070	56.258	34.0	2:05:59.513
33	1	3:37.206	59.397	1:42.247	55.562	116.1	2:09:36.719
34	1	3:42.495	58.381	1:45.016	59.098	113.3	2:13:19.214
35	1	3:32.848	57.366	1:41.855	53.627	118.5	2:16:52.062
36	1	3:31.595	56.590	1:41.479	53.526	119.2	2:20:23.657
37	1	3:29.493	56.674	1:39.594	53.225	120.4	2:23:53.150
38	1	3:25.797	55.211	1:38.759	51.827	122.5	2:27:18.947
39	1	3:26.533	54.791	1:39.639	52.103	122.1	2:30:45.480
40	1	3:26.569	55.236	1:37.974	53.359	122.1	2:34:12.049
41	1	3:33.147	1:00.393	1:40.326	52.428	118.3	2:37:45.196
42	1	3:29.587	56.666	1:40.220	52.701	120.3	2:41:14.783
43	1	3:23.741	54.970	1:36.517	52.254	123.8	2:44:38.524
44	1	3:23.800	54.140	1:35.309	54.351	123.7	2:48:02.324
45	1	3:19.523	55.079	1:34.100	50.344	126.4	2:51:21.847
46	1	3:16.558	53.915	1:31.834	50.809	128.3	2:54:38.405

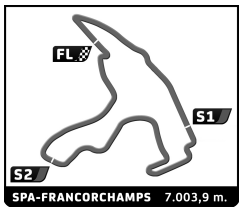

Spa Six Hours Endurance

SPA SIX HOURS

Race

Analysis

Personal Best | Session Best | B Crossing the finish line in pit lane

Lap	D	Time	Sector 1	Sector 2	Sector 3	Kph	Elapsed
47	1	3:19.189	54.899	1:34.821	49.469	126.6	2:57:57.594
48	1	3:17.088	54.145	1:34.095	48.848	127.9	3:01:14.682
49	1	3:11.580	52.936	1:30.371	48.273	131.6	3:04:26.262
50	1	3:16.395	53.857	1:33.183	49.355	128.4	3:07:42.657
51	1	3:15.974	55.416	1:31.967	48.591	128.7	3:10:58.631
52	1	3:12.654	54.390	1:30.102	48.162	130.9	3:14:11.285
53	1	3:09.287	52.119	1:29.885	47.283	133.2	3:17:20.572
54	1	3:14.455	53.129	1:28.966	52.360	129.7	3:20:35.027
55	1	4:32.175	1:01.267	2:04.490	1:26.418	92.6	3:25:07.202
56	1	4:51.733	1:24.437	2:09.227	1:18.069	86.4	3:29:58.935
57	1	4:38.599	1:18.444	2:07.974	1:12.181	90.5	3:34:37.534
58	1	4:34.761	1:19.991	2:10.157	1:04.613	91.8	3:39:12.295
59	1	3:15.235	54.866	1:31.732	48.637	129.1	3:42:27.530
60	1	3:09.397	52.381	1:28.615	48.401	133.1	3:45:36.927
61	1	3:10.639	52.495	1:29.015	49.129	132.3	3:48:47.566
62	1	3:10.246	52.800	1:28.292	49.154	132.5	3:51:57.812
63	1	3:13.211	54.052	1:29.328	49.831	130.5	3:55:11.023
64	1	3:12.879	52.155	1:30.131	50.593	130.7	3:58:23.902
65	1	3:19.692 B	53.150	1:28.447	58.095	126.3	4:01:43.594
66	1	12:36.326	...	1:40.602	54.693	33.3	4:14:19.920

28 1.Pierre-Etienne BORDET 2.Emeric BORDET — MARCOS 1800 GT — GTP<

Lap	D	Time	Sector 1	Sector 2	Sector 3	Kph	Elapsed
1	1	4:34.544	1:50.568	1:46.453	57.523	90.2	4:34.544
2	1	3:42.147	1:01.016	1:43.657	57.474	113.5	8:16.691
3	1	3:49.209	1:02.200	1:47.974	59.035	110.0	12:05.900
4	1	3:41.511	1:01.529	1:42.505	57.477	113.8	15:47.411
5	1	3:39.215	1:00.612	1:42.217	56.386	115.0	19:26.626
6	1	3:43.375	1:01.948	1:44.760	56.667	112.9	23:10.001
7	1	3:44.666	1:00.918	1:45.122	58.626	112.2	26:54.667
8	1	3:43.772	1:01.339	1:44.763	57.670	112.7	30:38.439
9	1	3:44.506	1:01.692	1:45.440	57.374	112.3	34:22.945
10	1	3:41.326	59.836	1:43.579	57.911	113.9	38:04.271
11	1	3:44.558	1:00.613	1:44.925	59.020	112.3	41:48.829
12	1	3:42.968	1:01.645	1:44.633	56.690	113.1	45:31.797
13	1	3:43.593	1:00.649	1:45.015	57.929	112.8	49:15.390
14	1	3:39.834	1:00.914	1:42.677	56.243	114.7	52:55.224
15	1	3:38.491	1:01.034	1:41.473	55.984	115.4	56:33.715
16	1	3:39.910	59.616	1:44.238	56.056	114.7	1:00:13.625
17	1	3:37.626	59.500	1:41.820	56.306	115.9	1:03:51.251
18	1	5:13.008	1:27.298	2:22.714	1:22.996	80.6	1:09:04.259
19	1	4:35.987	1:26.701	1:59.839	1:09.447	91.4	1:13:40.246
20	1	3:38.265	1:00.079	1:41.651	56.535	115.5	1:17:18.511
21	1	3:40.225	1:01.966	1:42.637	55.622	114.5	1:20:58.736
22	1	3:38.571	59.893	1:42.480	56.198	115.4	1:24:37.307
23	1	3:39.956	1:00.610	1:43.603	55.743	114.6	1:28:17.263
24	1	3:39.365	1:00.710	1:42.344	56.311	114.9	1:31:56.628
25	1	3:38.887	1:00.096	1:42.078	56.713	115.2	1:35:35.515
26	1	3:37.806	1:00.291	1:41.219	56.296	115.8	1:39:13.321
27	1	3:40.656	1:00.832	1:43.390	56.434	114.3	1:42:53.977
28	1	3:48.526 B	1:00.194	1:43.005	1:05.327	110.3	1:46:42.503
29	1	11:19.495	8:33.818	1:46.622	59.055	37.1	1:58:01.998
30	1	3:48.442	1:06.072	1:44.775	57.595	110.4	2:01:50.440
31	1	34:17.646	1:02.445	...	58.276	12.3	2:36:08.086
32	1	3:43.017	1:04.514	1:40.772	57.731	113.1	2:39:51.103
33	1	3:33.501	1:01.046	1:38.447	54.008	118.1	2:43:24.604
34	1	3:32.740	1:00.479	1:38.618	53.643	118.5	2:46:57.344
35	1	3:26.098	59.308	1:34.423	52.367	122.3	2:50:23.442
36	1	3:25.187	58.731	1:35.554	50.902	122.9	2:53:48.629
37	1	3:23.004	58.935	1:32.085	51.984	124.2	2:57:11.633
38	1	3:24.338	56.683	1:32.065	55.590	123.4	3:00:35.971
39	1	3:23.832	58.239	1:33.994	51.599	123.7	3:03:59.803
40	1	3:21.008	59.263	1:30.600	51.145	125.4	3:07:20.811
41	1	3:21.997	56.368	1:32.493	53.136	124.8	3:10:42.808
42	1	3:20.965	57.298	1:32.939	50.728	125.5	3:14:03.773
43	1	3:14.817	56.983	1:28.271	49.563	129.4	3:17:18.590
44	1	3:36.840	56.725	1:35.745	1:04.370	116.3	3:20:55.430
45	1	4:16.886	1:06.966	1:44.927	1:24.993	98.2	3:25:12.316
46	1	4:48.031	1:19.893	2:09.080	1:19.058	87.5	3:30:00.347
47	1	4:37.612	1:17.658	2:07.889	1:12.065	90.8	3:34:37.959
48	1	4:35.729	1:20.539	2:09.632	1:05.558	91.4	3:39:13.688
49	1	3:19.657	57.525	1:30.329	51.803	126.3	3:42:33.345
50	1	3:13.642	57.228	1:27.142	49.272	130.2	3:45:46.987
51	1	3:11.921	56.404	1:26.351	49.166	131.4	3:48:58.908
52	1	3:11.502	56.641	1:25.718	49.143	131.7	3:52:10.410
53	1	3:20.358	55.743	1:35.160	49.455	125.8	3:55:30.768
54	1	3:13.503	56.140	1:28.042	49.321	130.3	3:58:44.271
55	1	3:15.871	55.818	1:29.112	50.941	128.7	4:02:00.142
56	1	3:14.323	56.203	1:29.049	49.071	129.8	4:05:14.465
57	1	3:13.203	56.402	1:27.140	49.661	130.5	4:08:27.668
58	1	3:22.248	55.606	1:27.726	58.916	124.7	4:11:49.916

29 1.Keith AHLERS 2.James BELLINGER 3.Christian BOCK — MORGAN Plus4 Supersport — GTS11

Lap	D	Time	Sector 1	Sector 2	Sector 3	Kph	Elapsed
1	1	4:11.673	1:25.825	1:45.200	1:00.648	98.4	4:11.673
2	1	3:40.602	1:01.243	1:42.131	57.228	114.3	7:52.275
3	1	3:37.876	1:00.261	1:42.188	55.427	115.7	11:30.151
4	1	3:35.303	1:00.177	1:40.807	54.319	117.1	15:05.454
5	1	3:36.960	1:00.025	1:41.851	55.084	116.2	18:42.414
6	1	3:37.177	1:00.917	1:41.103	55.157	116.1	22:19.591
7	1	3:37.495	1:00.315	1:40.822	56.358	115.9	25:57.086
8	1	3:38.388	1:01.165	1:41.377	55.846	115.5	29:35.474
9	1	3:38.274	1:00.563	1:41.546	56.165	115.5	33:13.748
10	1	3:39.895	1:00.525	1:42.690	56.680	114.7	36:53.643
11	1	3:39.828	1:00.599	1:42.226	57.003	114.7	40:33.471
12	1	3:40.674	1:01.814	1:42.199	56.661	114.3	44:14.145
13	1	3:40.034	1:00.896	1:42.260	56.878	114.6	47:54.179
14	1	3:38.732	1:00.976	1:41.823	55.933	115.3	51:32.911
15	1	3:38.612	1:00.665	1:42.181	55.766	115.3	55:11.523
16	1	5:01.988 B	1:00.469	2:10.752	1:50.767	83.5	1:00:13.511
17	1	6:28.388	3:46.232	1:44.345	57.811	64.9	1:06:41.899
18	1	4:12.446	1:07.736	1:49.533	1:15.177	99.9	1:10:54.345
19	1	4:40.596	1:42.539	1:59.451	58.606	89.9	1:15:34.941
20	1	3:39.866	1:00.785	1:42.833	56.248	114.7	1:19:14.807
21	1	3:40.109	1:01.262	1:43.147	55.700	114.6	1:22:54.916
22	1	3:41.676	1:00.144	1:41.845	59.687	113.7	1:26:36.592
23	1	3:40.040	1:00.035	1:43.698	56.307	114.6	1:30:16.632
24	1	3:39.532	1:00.719	1:41.788	57.025	114.9	1:33:56.164
25	1	3:37.268	59.644	1:41.565	56.059	116.1	1:37:33.432
26	1	3:40.491	59.793	1:42.589	58.109	114.4	1:41:13.923
27	1	3:40.495	1:00.040	1:42.925	57.530	114.4	1:44:54.418
28	1	3:42.871	1:01.201	1:45.689	55.981	113.1	1:48:37.289
29	1	3:38.396	59.808	1:41.872	56.716	115.5	1:52:15.685
30	1	3:38.399	59.263	1:43.732	55.404	115.4	1:55:54.084
31	1	3:37.414	59.416	1:42.114	55.884	116.0	1:59:31.498
32	1	3:37.649	1:00.297	1:40.500	56.852	115.8	2:03:09.147

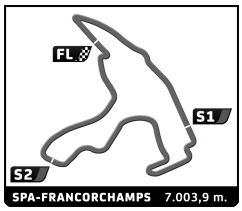

Spa Six Hours Endurance
SPA SIX HOURS
Race
Analysis

Personal Best | Session Best | B Crossing the finish line in pit lane

Lap	D	Time	Sector 1	Sector 2	Sector 3	Kph	Elapsed
33	1	3:37.969	59.503	1:41.331	57.135	115.7	2:06:47.116
34	1	3:40.927	59.937	1:43.516	57.474	114.1	2:10:28.043
35	1	3:41.766	59.772	1:43.410	58.584	113.7	2:14:09.809
36	1	3:35.846	1:00.333	1:40.051	55.462	116.8	2:17:45.655
37	1	3:36.011	59.463	1:41.044	55.504	116.7	2:21:21.666
38	1	3:37.641			54.536	115.9	2:24:59.307
39	1	3:50.855 B				109.2	2:28:50.162
40	1	6:14.227	3:11.356	1:56.041	1:06.830	67.4	2:35:04.389
41	1	4:02.872	1:07.441	1:53.136	1:02.295	103.8	2:39:07.261
42	1	4:02.528			1:00.910	104.0	2:43:09.789
43	1	4:28.229 B				94.0	2:47:38.018
44	1	13:58.093	...	1:52.428	1:03.688	30.1	3:01:36.111
45	1	4:01.461	1:12.049	1:48.280	1:01.132	104.4	3:05:37.572
46	1	3:53.146	1:06.360	1:47.126	59.660	108.1	3:09:30.718
47	1	3:45.844	1:04.460	1:44.063	57.321	111.6	3:13:16.562
48	1	3:47.022	1:04.817	1:45.094	57.111	111.1	3:17:03.584
49	1	3:50.519	1:03.334	1:43.512	1:03.673	109.4	3:20:54.103
50	1	4:24.993 B	1:07.525	1:45.297	1:32.171	95.2	3:25:19.096
51	1	9:45.733	6:34.793	1:49.179	1:21.761	43.0	3:35:04.829
52	1	4:28.076	1:15.252	2:05.546	1:07.278	94.1	3:39:32.905
53	1	3:23.810	57.948	1:33.808	52.054	123.7	3:42:56.715
54	1	3:20.278	55.526	1:31.131	53.621	125.9	3:46:16.993
55	1	3:18.604	57.583	1:31.014	50.007	127.0	3:49:35.597
56	1	3:10.859	54.931	1:25.485	50.443	132.1	3:52:46.456
57	1	3:12.876	56.326	1:28.307	48.243	130.7	3:55:59.332
58	1	3:12.880	55.112	1:27.956	49.812	130.7	3:59:12.212
59	1	3:09.877	55.371	1:25.232	49.274	132.8	4:02:22.089
60	1	3:11.354	56.208	1:26.024	49.122	131.8	4:05:33.443
61	1	3:12.554	55.821	1:27.725	49.008	130.9	4:08:45.997
62	1	3:12.535	54.550	1:26.971	51.014	131.0	4:11:58.532

30 1.Thierry DE LATRE DU BOS
2.Christophe VAN RIET
SHELBY Cobra GTS12

Lap	D	Time	Sector 1	Sector 2	Sector 3	Kph	Elapsed
1	1	3:38.563	1:00.520	1:42.150	55.893	113.4	3:38.563
2	1	3:27.437	56.351	1:38.180	52.906	121.6	7:06.000
3	1	3:24.793	55.180	1:37.117	52.496	123.1	10:30.793
4	1	3:25.346	54.960	1:37.627	52.759	122.8	13:56.139
5	1	3:25.797	56.091	1:36.852	52.854	122.5	17:21.936
6	1	3:27.393	55.812	1:38.249	53.332	121.6	20:49.329
7	1	3:30.468	56.180	1:40.129	54.159	119.8	24:19.797
8	1	3:27.652	56.231	1:37.962	53.459	121.4	27:47.449
9	1	3:37.834	57.623	1:43.331	56.880	115.7	31:25.283
10	1	3:28.550	55.862	1:37.935	54.753	120.9	34:53.833
11	1	3:31.715	56.211	1:40.496	55.008	119.1	38:25.548
12	1	3:34.560	57.220	1:38.571	58.769	117.5	42:00.108
13	1	3:36.303	1:00.059	1:41.714	54.530	116.6	45:36.411
14	1	3:31.666	57.823	1:39.025	54.818	119.1	49:08.077
15	1	3:30.174	56.985	1:39.093	54.096	120.0	52:38.251
16	1	3:30.265	55.921	1:39.460	54.884	119.9	56:08.516
17	1	3:29.056	55.815	1:38.178	55.063	120.6	59:37.572
18	1	3:28.691	56.286	1:37.940	54.465	120.8	1:03:06.263
19	1	3:41.086	56.587	1:43.988	1:00.511	114.0	1:06:47.349
20	1	4:18.755 B	1:05.563	1:47.848	1:25.344	97.4	1:11:06.104
21	1	8:38.107	6:04.522	1:39.225	54.360	48.7	1:19:44.211
22	1	3:27.398	56.291	1:37.877	53.230	121.6	1:23:11.609
23	1	3:28.506	55.976	1:38.380	54.150	120.9	1:26:40.115
24	1	3:30.227	57.245	1:38.532	54.450	119.9	1:30:10.342
25	1	3:24.299	55.316	1:36.343	52.640	123.4	1:33:34.641
26	1	3:27.762	55.747	1:38.893	53.122	121.4	1:37:02.403
27	1	3:25.761	55.366	1:37.604	52.791	122.5	1:40:28.164
28	1	3:27.228	55.895	1:37.502	53.831	121.7	1:43:55.392
29	1	3:27.325	55.598	1:38.048	53.679	121.6	1:47:22.717
30	1	3:24.970	55.208	1:36.620	53.142	123.0	1:50:47.687
31	1	3:24.224	55.729	1:36.453	52.042	123.5	1:54:11.911
32	1	3:23.593	54.698	1:36.997	51.898	123.8	1:57:35.504
33	1	3:27.400	55.164	1:37.653	54.583	121.6	2:01:02.904
34	1	3:27.996	57.976	1:37.842	52.178	121.2	2:04:30.900
35	1	3:26.183	55.307	1:37.656	53.220	122.3	2:07:57.083
36	1	3:25.843	55.184	1:38.240	52.419	122.5	2:11:22.926
37	1	3:25.380	54.765	1:38.190	52.425	122.8	2:14:48.306
38	1	3:23.375	54.749	1:36.607	52.019	124.0	2:18:11.681
39	1	3:22.597	54.224	1:36.757	51.616	124.5	2:21:34.278
40	1	3:23.683	55.370	1:36.388	51.925	123.8	2:24:57.961
41	1	3:20.530	54.463	1:35.385	50.682	125.7	2:28:18.491
42	1	3:21.190	54.210	1:36.051	50.929	125.3	2:31:39.681
43	1	3:20.087	54.646	1:34.076	51.365	126.0	2:34:59.768
44	1	3:20.168	55.247	1:34.645	50.276	126.0	2:38:19.936
45	1	3:20.029	54.691	1:35.597	49.741	126.1	2:41:39.965
46	1	3:18.169	54.488	1:34.289	49.392	127.2	2:44:58.134
47	1	3:12.931	53.513	1:30.104	49.314	130.7	2:48:11.065
48	1	3:13.284	54.062	1:30.599	48.623	130.5	2:51:24.349
49	1	3:12.153	53.674	1:29.856	48.623	131.2	2:54:36.502
50	1	3:09.311	53.174	1:28.424	47.713	133.2	2:57:45.813
51	1	3:09.460	53.044	1:27.898	48.518	133.1	3:00:55.273
52	1	3:08.995	52.587	1:27.958	48.450	133.4	3:04:04.268
53	1	3:13.353	53.772	1:27.941	51.640	130.4	3:07:17.621
54	1	3:07.881	52.528	1:25.541	49.812	134.2	3:10:25.502
55	1	3:07.136	52.172	1:26.528	48.436	134.7	3:13:32.638
56	1	3:11.811 B	52.320	1:26.565	52.926	131.5	3:16:44.449
57	1	13:41.454	...	1:37.129	1:23.098	30.7	3:30:25.903
58	1	4:33.784	1:14.340	2:01.216	1:18.228	92.1	3:34:59.687
59	1	4:29.847	1:18.667	2:05.860	1:05.320	93.4	3:39:29.534
60	1	3:12.446	52.158	1:29.340	50.948	131.0	3:42:41.980
61	1	3:05.107	52.842	1:24.859	47.406	136.2	3:45:47.087
62	1	3:04.302	52.249	1:24.366	47.687	136.8	3:48:51.389
63	1	3:02.658	51.140	1:23.180	48.338	138.0	3:51:54.047
64	1	3:02.670	52.084	1:23.302	47.284	138.0	3:54:56.717
65	1	3:04.487	51.646	1:25.729	47.112	136.7	3:58:01.204
66	1	2:59.506	50.626	1:22.641	46.239	140.5	4:01:00.710
67	1	3:05.484	51.537	1:25.985	47.962	135.9	4:04:06.194
68	1	3:03.304	51.819	1:24.114	47.371	137.6	4:07:09.498
69	1	3:04.031	51.022	1:24.740	48.269	137.0	4:10:13.529
70	1	3:07.677	51.464	1:26.084	50.129	134.3	4:13:21.206

31 1.Christian Graf Von WEDEI
2.Lando Von WEDEL
LOTUS Elan GTS10

Lap	D	Time	Sector 1	Sector 2	Sector 3	Kph	Elapsed
1	1	4:20.115	1:35.303	1:44.918	59.894	95.2	4:20.115
2	1	3:38.169	1:00.468	1:42.162	55.539	115.6	7:58.284
3	1	3:34.081	58.056	1:41.102	54.923	117.8	11:32.365
4	1	3:36.889	1:02.460	1:39.790	54.639	116.3	15:09.254
5	1	3:33.977	57.773	1:41.616	54.588	117.8	18:43.231
6	1	3:33.669	57.564	1:41.413	54.692	118.0	22:16.900
7	1	3:39.557	57.732	1:45.522	56.303	114.8	25:56.457
8	1	3:36.153	1:00.124	1:41.683	54.346	116.6	29:32.610
9	1	3:37.864	59.987	1:42.072	55.805	115.7	33:10.474
10	1	3:35.316	58.213	1:40.541	56.562	117.1	36:45.790

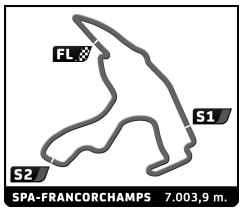

Spa Six Hours Endurance

SPA SIX HOURS

Race

Analysis

Personal Best | Session Best | B Crossing the finish line in pit lane

Lap	D	Time	Sector 1	Sector 2	Sector 3	Kph	Elapsed
11	1	3:37.913	58.347	1:41.990	57.576	115.7	40:23.703
12	1	3:37.923	58.058	1:42.602	57.263	115.7	44:01.626
13	1	3:38.272	58.851	1:42.047	57.374	115.5	47:39.898
14	1	3:36.007	58.713	1:41.802	55.492	116.7	51:15.905
15	1	3:36.115	58.743	1:40.431	56.941	116.7	54:52.020
16	1	3:38.487	58.977	1:42.894	56.616	115.4	58:30.507
17	1	3:36.863	1:00.606	1:41.314	54.943	116.3	1:02:07.370
18	1	3:52.891	57.879	1:45.079	1:09.933	108.3	1:06:00.261
19	1	4:35.008	1:22.884	1:54.504	1:17.620	91.7	1:10:35.269
20	1	4:43.101	1:43.453	2:03.271	56.377	89.1	1:15:18.370
21	1	3:34.283	58.116	1:41.414	54.753	117.7	1:18:52.653
22	1	3:47.171	58.093	1:53.476	55.602	111.0	1:22:39.824
23	1	3:35.703	58.929	1:42.327	54.447	116.9	1:26:15.527
24	1	3:34.616	57.829	1:42.148	54.639	117.5	1:29:50.143
25	1	3:33.755	58.273	1:40.733	54.749	118.0	1:33:23.898
26	1	3:41.212	1:03.207	1:41.833	56.172	114.0	1:37:05.110
27	1	3:38.245	59.065	1:41.860	57.320	115.5	1:40:43.355
28	1	3:41.826	59.576	1:47.861	54.389	113.7	1:44:25.181
29	1	3:37.406	58.571	1:42.252	56.583	116.0	1:48:02.587
30	1	3:48.010	1:11.359	1:41.561	55.090	110.6	1:51:50.597
31	1	3:40.894 B	59.153	1:40.543	1:01.198	114.1	1:55:31.491

32 1.Jonathan FEIBER 2.Joshua FEIBER 3.Joe TWYMAN — LOTUS Elan GTS10

Lap	D	Time	Sector 1	Sector 2	Sector 3	Kph	Elapsed
1	1	4:24.162	1:35.456	1:48.167	1:00.539	93.8	4:24.162
2	1	3:46.161	1:01.492	1:44.741	59.928	111.5	8:10.323
3	1	3:48.051	1:02.648	1:45.008	1:00.395	110.6	11:58.374
4	1	3:41.783	1:01.397	1:43.569	56.817	113.7	15:40.157
5	1	3:44.863	1:01.337	1:44.035	59.491	112.1	19:25.020
6	1	3:42.155	59.972	1:44.867	57.316	113.5	23:07.175
7	1	3:45.150	1:02.013	1:45.173	57.964	112.0	26:52.325
8	1	3:42.694	1:01.012	1:45.930	55.752	113.2	30:35.019
9	1	3:39.496	57.993	1:43.282	58.221	114.9	34:14.515
10	1	3:37.845	58.674	1:42.428	56.743	115.7	37:52.360
11	1	3:43.176	1:00.123	1:44.024	59.029	113.0	41:35.536
12	1	3:46.305	1:01.874	1:47.035	57.396	111.4	45:21.841
13	1	3:43.265	1:00.289	1:45.666	57.310	112.9	49:05.106
14	1	3:43.671	1:00.370	1:44.425	58.876	112.7	52:48.777
15	1	3:41.554	59.202	1:45.899	56.453	113.8	56:30.331
16	1	3:44.942	1:02.359	1:44.080	58.503	112.1	1:00:15.273
17	1	3:43.778	1:02.076	1:43.230	58.472	112.7	1:03:59.051
18	1	5:07.116	1:20.793	2:22.248	1:24.075	82.1	1:09:06.167
19	1	4:35.173	1:26.650	1:58.910	1:09.613	91.6	1:13:41.340
20	1	3:40.347	1:00.426	1:43.575	56.346	114.4	1:17:21.687
21	1	3:43.335	1:00.201	1:45.054	58.080	112.9	1:21:05.022
22	1	3:42.158	1:00.662	1:45.366	56.130	113.5	1:24:47.180
23	1	3:38.369	58.582	1:42.988	56.799	115.5	1:28:25.549
24	1	3:41.207	59.383	1:45.334	56.490	114.0	1:32:06.756
25	1	3:36.363	58.198	1:43.095	55.070	116.5	1:35:43.119
26	1	3:35.643	58.556	1:41.936	55.151	116.9	1:39:18.762
27	1	3:38.088	57.888	1:43.522	56.678	115.6	1:42:56.850
28	1	3:36.938	59.210	1:42.151	55.577	116.2	1:46:33.788
29	1	3:34.387	58.343	1:41.774	54.270	117.6	1:50:08.175
30	1	3:38.231	59.223	1:43.633	55.375	115.5	1:53:46.406
31	1	3:33.790	57.991	1:40.954	54.845	117.9	1:57:20.196
32	1	3:41.169	58.301	1:42.177	1:00.691	114.0	2:01:01.365
33	1	3:43.136	1:03.349	1:43.451	56.336	113.0	2:04:44.501
34	1	3:39.804	58.792	1:42.799	58.213	114.7	2:08:24.305
35	1	3:43.050	1:02.464	1:44.828	55.758	113.0	2:12:07.355
36	1	3:37.091	1:00.045	1:42.205	54.841	116.1	2:15:44.446
37	1	3:33.607	58.768	1:41.809	53.030	118.0	2:19:18.053
38	1	3:36.341	59.537	1:41.015	55.789	116.5	2:22:54.394
39	1	3:35.384	59.160	1:42.186	54.038	117.1	2:26:29.778
40	1	3:47.137 B	58.583	1:39.650	1:08.904	111.0	2:30:16.915
41	1	13:35.724	...	1:46.074	1:00.771	30.9	2:43:52.639
42	1	3:51.977	1:05.396	1:47.766	58.815	108.7	2:47:44.616
43	1	3:49.957	1:03.891	1:49.309	56.757	109.6	2:51:34.573
44	1	3:51.863	1:07.149	1:47.099	57.615	108.7	2:55:26.436
45	1	3:53.935	1:03.704	1:48.711	1:01.520	107.8	2:59:20.371
46	1	3:47.507	1:04.809	1:44.606	58.092	110.8	3:03:07.878
47	1	3:53.829	1:06.000	1:48.669	59.160	107.8	3:07:01.707
48	1	3:48.744	1:03.250	1:45.964	59.530	110.2	3:10:50.451
49	1	3:44.361	1:05.112	1:41.079	58.170	112.4	3:14:34.812
50	1	3:44.465	1:03.430	1:41.745	59.290	112.3	3:18:19.277
51	1	4:04.130	1:04.489	1:45.245	1:14.396	103.3	3:22:23.407
52	1	4:39.601	1:17.620	1:59.889	1:22.092	90.2	3:27:03.008
53	1	4:50.510	1:23.730	2:02.737	1:24.043	86.8	3:31:53.518
54	1	4:36.988	1:26.737	2:00.533	1:09.718	91.0	3:36:30.506
55	1	4:06.935	1:14.914	1:55.532	56.489	102.1	3:40:37.441
56	1	4:03.924 B	1:04.102	1:42.137	1:17.685	103.4	3:44:41.365
57	1	10:55.943	8:36.335	1:28.878	50.730	38.4	3:55:37.308
58	1	3:09.095	54.345	1:26.492	48.258	133.3	3:58:46.403
59	1	3:11.395	53.965	1:28.143	49.287	131.7	4:01:57.798
60	1	3:11.054	54.671	1:26.182	50.201	132.0	4:05:08.852
61	1	3:11.554	54.807	1:27.970	48.777	131.6	4:08:20.406
62	1	3:11.991	53.729	1:29.172	49.090	131.3	4:11:32.397
63	1	3:10.629	54.120	1:26.729	49.780	132.3	4:14:43.026

33 1.Armand LINSTER 2.Donny WAGNER 3.Joel PRIM — FORD Mustang CT10

Lap	D	Time	Sector 1	Sector 2	Sector 3	Kph	Elapsed
1	1	4:21.202	1:38.901	1:43.315	58.986	94.8	4:21.202
2	1	3:42.254	1:00.917	1:43.974	57.363	113.4	8:03.456
3	1	3:37.591	58.699	1:42.355	56.537	115.9	11:41.047
4	1	3:38.860	1:00.653	1:42.082	56.125	115.2	15:19.907
5	1	3:35.848	1:00.033	1:41.428	54.387	116.8	18:55.755
6	1	3:38.320	1:01.998	1:40.889	55.433	115.5	22:34.075
7	1	3:37.067	59.025	1:42.395	55.647	116.2	26:11.142
8	1	3:39.703	59.625	1:44.275	55.803	114.8	29:50.845
9	1	3:40.483	1:01.950	1:42.081	56.452	114.4	33:31.328
10	1	3:39.391	1:00.616	1:42.414	56.361	114.9	37:10.719
11	1	3:42.338	1:00.583	1:43.455	58.300	113.4	40:53.057
12	1	3:41.851	1:00.665	1:43.146	58.040	113.7	44:34.908
13	1	3:41.506	1:00.930	1:43.737	56.839	113.8	48:16.414
14	1	3:38.427	1:00.790	1:42.087	55.550	115.4	51:54.841
15	1	3:38.429	1:00.160	1:42.816	55.453	115.4	55:33.270
16	1	3:36.730	59.412	1:42.046	55.272	116.3	59:10.000
17	1	3:48.449	59.101	1:42.116	1:07.232	110.4	1:02:58.449
18	1	3:46.923	1:02.778	1:44.749	59.396	111.1	1:06:45.372
19	1	4:09.955	1:06.176	1:48.503	1:15.276	100.9	1:10:55.327
20	1	4:38.277	1:42.885	1:57.296	58.096	90.6	1:15:33.604
21	1	3:39.454	59.770	1:42.210	57.474	114.9	1:19:13.058
22	1	3:37.454	1:00.048	1:41.660	55.746	116.0	1:22:50.512
23	1	3:39.220	58.994	1:42.529	57.697	115.0	1:26:29.732
24	1	3:39.413	1:01.018	1:42.259	56.136	114.9	1:30:09.145
25	1	3:41.296	1:00.856	1:44.280	56.160	113.9	1:33:50.441
26	1	3:37.967	59.381	1:42.088	56.498	115.7	1:37:28.408

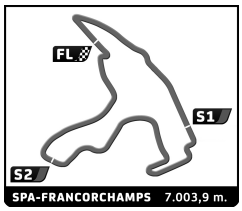

Spa Six Hours Endurance

SPA SIX HOURS

Race

Analysis

Personal Best | Session Best | **B** Crossing the finish line in pit lane

Lap	D	Time	Sector 1	Sector 2	Sector 3	Kph	Elapsed
27	1	3:39.037	1:00.174	1:41.922	56.941	115.1	1:41:07.445
28	1	3:38.438	59.987	1:41.797	56.654	115.4	1:44:45.883
29	1	3:38.294	59.335	1:42.261	56.698	115.5	1:48:24.177
30	1	3:36.594	1:00.168	1:40.975	55.451	116.4	1:52:00.771
31	1	3:37.611	59.152	1:41.571	56.888	115.9	1:55:38.382
32	1	3:37.622	1:00.025	1:42.072	55.525	115.9	1:59:16.004
33	1	3:35.796	58.923	1:41.539	55.334	116.8	2:02:51.800
34	1	3:35.930	59.464	1:40.109	56.357	116.8	2:06:27.730
35	1	3:34.717	58.950	1:40.966	54.801	117.4	2:10:02.447
36	1	3:37.844	59.670	1:42.438	55.736	115.7	2:13:40.291
37	1	3:33.208	59.475	1:39.795	53.938	118.3	2:17:13.499
38	1	3:32.605	58.971	1:38.658	54.976	118.6	2:20:46.104
39	1	3:31.895	58.462	1:38.159	55.274	119.0	2:24:17.999
40	1	3:40.670 **B**	58.703	1:39.242	1:02.725	114.3	2:27:58.669
41	1	12:13.088	9:35.152	1:42.280	55.656	34.4	2:40:11.757
42	1	3:35.546	1:00.333	1:40.387	54.826	117.0	2:43:47.303
43	1	3:36.447	59.363	1:42.979	54.105	116.5	2:47:23.750
44	1	3:33.903	59.141	1:40.224	54.538	117.9	2:50:57.653
45	1	3:33.859	1:00.767	1:36.805	56.287	117.9	2:54:31.512
46	1	3:32.277	59.805	1:38.656	53.816	118.8	2:58:03.789
47	1	3:28.872	58.256	1:37.589	53.027	120.7	3:01:32.661
48	1	3:28.072	59.817	1:36.411	51.844	121.2	3:05:00.733
49	1	3:22.389	57.382	1:33.501	51.506	124.6	3:08:23.122
50	1	3:24.607	56.923	1:33.963	53.721	123.2	3:11:47.729
51	1	3:25.071	57.825	1:34.974	52.272	123.0	3:15:12.800
52	1	3:20.796	56.766	1:31.088	52.942	125.6	3:18:33.596
53	1	3:56.142	56.572	1:42.058	1:17.512	106.8	3:22:29.738
54	1	4:37.244	1:14.529	2:00.293	1:22.422	90.9	3:27:06.982
55	1	4:50.675	1:23.142	2:01.725	1:25.808	86.7	3:31:57.657
56	1	4:36.837	1:25.249	2:00.735	1:10.853	91.1	3:36:34.494
57	1	3:57.314	1:12.392	1:51.003	53.919	106.2	3:40:31.808
58	1	3:20.335	56.232	1:31.133	52.970	125.9	3:43:52.143
59	1	3:20.139	56.435	1:31.473	52.231	126.0	3:47:12.282
60	1	3:40.848 **B**	56.524	1:32.467	1:11.857	114.2	3:50:53.130
61	1	4:20.105	1:55.435	1:33.480	51.190	96.9	3:55:13.235
62	1	3:22.437	59.350	1:32.332	50.755	124.6	3:58:35.672
63	1	3:16.927	55.724	1:30.972	50.231	128.0	4:01:52.599
64	1	3:16.261	55.439	1:29.841	50.981	128.5	4:05:08.860
65	1	3:17.706	56.037	1:30.315	51.354	127.5	4:08:26.566
66	1	3:19.166	55.908	1:28.235	55.023	126.6	4:11:45.732

35 1.Fr?d?ric DI EDIGIO 2.Guido DI EDIGIO — PORSCHE 911 GTS11

Lap	D	Time	Sector 1	Sector 2	Sector 3	Kph	Elapsed
1	1	4:39.565	1:52.598	1:46.388	1:00.579	88.6	4:39.565
2	1	3:48.360	1:02.592	1:45.856	59.912	110.4	8:27.925
3	1	3:50.605	1:07.913	1:44.734	57.958	109.3	12:18.530
4	1	3:42.292	1:01.904	1:43.418	56.970	113.4	16:00.822
5	1	3:44.303	1:02.027	1:44.373	57.903	112.4	19:45.125
6	1	3:48.440	1:01.961	1:46.386	1:00.093	110.4	23:33.565
7	1	3:47.029	1:03.248	1:45.881	57.900	111.1	27:20.594
8	1	3:45.049	1:02.174	1:44.852	58.023	112.0	31:05.643
9	1	3:45.072	1:03.002	1:44.830	57.240	112.0	34:50.715
10	1	3:44.353	1:01.405	1:45.057	57.891	112.4	38:35.068
11	1	3:48.860	1:01.596	1:46.045	1:01.219	110.2	42:23.928
12	1	3:48.114	1:03.807	1:45.216	59.091	110.5	46:12.042
13	1	3:45.158	1:01.837	1:44.397	58.924	112.0	49:57.200
14	1	3:44.529	1:02.037	1:44.513	57.979	112.3	53:41.729
15	1	3:43.665	1:00.434	1:43.965	59.266	112.7	57:25.394
16	1	3:43.382	1:00.642	1:43.991	58.749	112.9	1:01:08.776
17	1	3:51.653	1:01.010	1:44.954	1:05.689	108.8	1:05:00.429
18	1	4:51.617	1:27.364	2:00.039	1:24.214	86.5	1:09:52.046
19	1	4:22.194	1:12.641	1:59.246	1:10.307	96.2	1:14:14.240
20	1	3:46.611	1:03.792	1:44.228	58.591	111.3	1:18:00.851
21	1	3:44.881	1:01.489	1:45.301	58.091	112.1	1:21:45.732
22	1	3:44.981	1:02.157	1:44.434	58.390	112.1	1:25:30.713
23	1	3:45.689	1:02.334	1:44.763	58.592	111.7	1:29:16.402
24	1	3:44.675	1:01.840	1:44.870	57.965	112.2	1:33:01.077
25	1	3:44.589	1:02.230	1:44.136	58.223	112.3	1:36:45.666
26	1	3:45.973	1:00.669	1:46.556	58.748	111.6	1:40:31.639
27	1	3:47.673	1:02.923	1:47.002	57.748	110.7	1:44:19.312
28	1	3:45.998	1:00.837	1:45.617	59.544	111.6	1:48:05.310
29	1	3:45.229	1:02.483	1:43.782	58.964	111.9	1:51:50.539
30	1	3:46.253	1:02.126	1:44.398	59.729	111.4	1:55:36.792
31	1	3:46.953	1:02.022	1:46.541	58.390	111.1	1:59:23.745
32	1	3:44.307	1:01.657	1:44.787	57.863	112.4	2:03:08.052
33	1	3:46.347	1:02.746	1:45.326	58.275	111.4	2:06:54.399
34	1	3:56.049 **B**	1:02.775	1:44.952	1:08.322	106.8	2:10:50.448
35	1	10:18.061	7:28.230	1:49.594	1:00.237	40.8	2:21:08.509
36	1	4:07.490	1:16.332	1:50.068	1:01.090	101.9	2:25:15.999
37	1	3:57.854	1:06.950	1:51.451	59.453	106.0	2:29:13.853
38	1	3:57.239	1:07.919	1:48.348	1:00.972	106.3	2:33:11.092
39	1	4:00.335	1:04.676	1:52.499	1:03.160	104.9	2:37:11.427
40	1	4:03.487	1:09.297	1:51.892	1:02.298	103.6	2:41:14.914
41	1	3:53.688	1:06.011	1:49.954	57.723	107.9	2:45:08.602
42	1	3:58.249	1:06.459	1:50.645	1:01.145	105.8	2:49:06.851
43	1	3:47.223	1:05.406	1:45.003	56.814	111.0	2:52:54.074
44	1	3:51.835	1:07.351	1:46.789	57.695	108.8	2:56:45.909
45	1	3:47.117	1:05.296	1:44.332	57.489	111.0	3:00:33.026
46	1	3:41.560	1:03.807	1:41.353	56.400	113.8	3:04:14.586
47	1	3:43.787	1:03.774	1:42.709	57.304	112.7	3:07:58.373
48	1	3:40.647	1:03.229	1:41.746	55.672	114.3	3:11:39.020
49	1	3:43.361	1:03.015	1:43.771	56.575	112.9	3:15:22.381
50	1	3:38.188	1:01.565	1:39.994	56.629	115.6	3:19:00.569
51	1	3:50.200	1:02.597	1:44.942	1:02.661	109.5	3:22:50.769
52	1	4:29.071	1:05.388	1:59.427	1:24.256	93.7	3:27:19.840
53	1	4:47.136	1:21.380	1:58.747	1:27.009	87.8	3:32:06.976
54	1	4:44.965 **B**	1:24.205	1:58.314	1:22.446	88.5	3:36:51.941
55	1	12:52.087	...	1:40.866	56.493	32.7	3:49:44.028
56	1	3:32.022	1:00.546	1:35.398	56.078	118.9	3:53:16.050
57	1	3:26.053	58.968	1:33.726	53.359	122.4	3:56:42.103
58	1	3:23.243	58.722	1:32.037	52.484	124.1	4:00:05.346
59	1	3:22.097	57.840	1:31.319	52.938	124.8	4:03:27.443
60	1	3:21.741	57.946	1:31.270	52.525	125.0	4:06:49.184
61	1	3:23.508	59.411	1:31.120	52.977	123.9	4:10:12.692
62	1	3:23.463	57.710	1:31.425	54.328	123.9	4:13:36.155

36 1.Karsten LE BLANC 2.Julian THOMAS 3.Nicolas MINASSIAN — FORD GT40 GTP+

Lap	D	Time	Sector 1	Sector 2	Sector 3	Kph	Elapsed
1	1	3:37.824	59.412	1:41.910	56.502	113.7	3:37.824
2	1	3:29.257	57.902	1:38.337	53.018	120.5	7:07.081
3	1	3:26.838	56.820	1:37.717	52.301	121.9	10:33.919
4	1	3:23.389	54.090	1:36.274	53.025	124.0	13:57.308
5	1	3:26.820	56.066	1:36.704	54.050	121.9	17:24.128
6	1	3:27.087	56.234	1:37.914	52.939	121.8	20:51.215
7	1	3:31.489	56.764	1:38.814	55.911	119.2	24:22.704
8	1	3:28.577	57.428	1:38.655	52.494	120.9	27:51.281

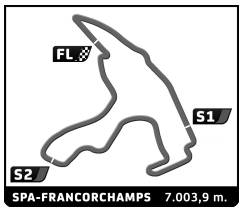

Spa Six Hours Endurance
SPA SIX HOURS
Race
Analysis

Personal Best | Session Best | B Crossing the finish line in pit lane

Lap	D	Time	Sector 1	Sector 2	Sector 3	Kph	Elapsed
9	1	3:32.074	56.096	1:40.395	55.583	118.9	31:23.355
10	1	3:28.109	55.901	1:37.501	54.707	121.2	34:51.464
11	1	3:29.045	55.669	1:39.503	53.873	120.6	38:20.509
12	1	3:38.835	57.427	1:40.484	1:00.924	115.2	41:59.344
13	1	3:35.807	1:00.049	1:41.586	54.172	116.8	45:35.151
14	1	3:31.505	57.402	1:39.929	54.174	119.2	49:06.656
15	1	3:30.956	57.068	1:39.735	54.153	119.5	52:37.612
16	1	3:34.816	58.099	1:41.711	55.006	117.4	56:12.428
17	1	3:30.585	56.867	1:39.413	54.305	119.7	59:43.013
18	1	3:31.627	57.116	1:39.296	55.215	119.1	1:03:14.640
19	1	4:04.557	1:05.606	1:54.356	1:04.595	103.1	1:07:19.197
20	1	3:48.354	1:04.339	1:46.489	57.526	110.4	1:11:07.551
21	1	4:28.757	1:36.566	1:56.104	56.087	93.8	1:15:36.308
22	1	3:30.711	58.418	1:38.642	53.651	119.7	1:19:07.019
23	1	3:31.180	56.398	1:38.960	55.822	119.4	1:22:38.199
24	1	3:40.003 B	57.576	1:41.552	1:00.875	114.6	1:26:18.202
25	1	10:15.237	7:46.123	1:37.097	52.017	41.0	1:36:33.439
26	1	3:22.982	53.693	1:37.327	51.962	124.2	1:39:56.421
27	1	3:21.904	53.353	1:35.810	52.741	124.9	1:43:18.325
28	1	3:22.081	52.883	1:37.687	51.511	124.8	1:46:40.406
29	1	3:20.663	53.577	1:35.093	51.993	125.7	1:50:01.069
30	1	3:19.473	53.853	1:35.113	50.507	126.4	1:53:20.542
31	1	3:20.137	53.124	1:34.779	52.234	126.0	1:56:40.679
32	1	3:23.772	54.872	1:37.187	51.713	123.7	2:00:04.451

37 1.Luc GEEBELEN 2.Xavier MARTENS 3.Bert ARNAUTS — PORSCHE 911 GTS11

Lap	D	Time	Sector 1	Sector 2	Sector 3	Kph	Elapsed
1	1	4:51.791	2:00.961	1:49.544	1:01.286	84.9	4:51.791
2	1	3:56.918	1:06.397	1:48.356	1:02.165	106.4	8:48.709
3	1	3:51.149	1:03.553	1:48.076	59.520	109.1	12:39.858
4	1	3:56.728	1:03.771	1:49.568	1:03.389	106.5	16:36.586
5	1	3:54.653	1:04.608	1:49.187	1:00.858	107.5	20:31.239
6	1	4:01.662	1:05.089	1:53.279	1:03.294	104.3	24:32.901
7	1	3:59.548	1:05.932	1:53.101	1:00.515	105.3	28:32.449
8	1	4:18.040	1:03.565	1:51.104	1:23.371	97.7	32:50.489
9	1	3:59.902	1:05.501	1:51.218	1:03.183	105.1	36:50.391
10	1	4:02.402	1:03.622	1:54.806	1:03.974	104.0	40:52.793
11	1	4:12.761	1:09.718	1:57.291	1:05.752	99.8	45:05.554
12	1	4:07.048	1:07.924	1:54.018	1:05.106	102.1	49:12.602
13	1	4:13.754	1:09.241	1:56.260	1:08.253	99.4	53:26.356
14	1	4:02.112	1:05.093	1:52.793	1:04.226	104.1	57:28.468
15	1	4:03.648	1:05.458	1:53.431	1:04.759	103.5	1:01:32.116
16	1	4:17.370	1:05.257	1:55.833	1:16.280	98.0	1:05:49.486
17	1	4:39.511	1:22.254	1:58.958	1:18.299	90.2	1:10:28.997
18	1	5:07.829 B	1:39.912	2:11.445	1:16.472	81.9	1:15:36.826
19	1	11:47.037	8:56.675	1:50.097	1:00.265	35.7	1:27:23.863
20	1	3:53.851	1:03.588	1:49.072	1:01.191	107.8	1:31:17.714
21	1	3:54.726	1:02.312	1:51.392	1:01.022	107.4	1:35:12.440
22	1	3:55.116	1:04.414	1:50.865	59.837	107.2	1:39:07.556
23	1	3:52.996	1:03.650	1:49.024	1:00.322	108.2	1:43:00.552
24	1	3:51.398	1:03.007	1:49.524	58.867	109.0	1:46:51.950
25	1	3:50.828	1:02.216	1:50.182	58.430	109.2	1:50:42.778
26	1	3:49.451	1:02.654	1:47.033	59.764	109.9	1:54:32.229
27	1	3:50.002	1:02.340	1:48.886	58.776	109.6	1:58:22.231
28	1	3:47.026	1:02.329	1:46.331	58.366	111.1	2:02:09.257
29	1	3:48.077	1:01.957	1:48.122	57.998	110.6	2:05:57.334
30	1	3:57.256	1:02.276	1:45.635	1:09.345	106.3	2:09:54.590
31	1	3:49.556	1:02.462	1:48.181	58.913	109.8	2:13:44.146
32	1	3:47.857	1:01.706	1:47.091	59.060	110.7	2:17:32.003
33	1	3:44.410	1:01.174	1:45.529	57.707	112.4	2:21:16.413
34	1	3:51.226	1:05.410	1:48.524	57.292	109.0	2:25:07.639
35	1	3:43.641	1:00.276	1:45.463	57.902	112.7	2:28:51.280
36	1	3:43.669	1:00.736	1:44.450	58.483	112.7	2:32:34.949
37	1	3:41.577	1:00.951	1:44.638	55.988	113.8	2:36:16.526
38	1	3:43.538	1:01.318			112.8	2:40:00.064
39	1	3:37.311	59.906	1:42.135	55.270	116.0	2:43:37.375
40	1	3:34.471	59.487	1:40.412	54.572	117.6	2:47:11.846
41	1	3:29.155	58.192	1:37.198	53.765	120.6	2:50:41.001
42	1	3:28.577	57.880	1:37.017	53.680	120.9	2:54:09.578
43	1	3:26.961	58.600	1:36.127	52.234	121.8	2:57:36.539
44	1	3:23.816	56.970	1:35.500	51.346	123.7	3:01:00.355
45	1	3:23.677	56.685	1:35.208	51.784	123.8	3:04:24.032
46	1	3:27.093	56.712	1:37.423	52.958	121.8	3:07:51.125
47	1	3:23.838	57.830	1:34.789	51.219	123.7	3:11:14.963
48	1	3:24.573	57.346	1:35.471	51.756	123.3	3:14:39.536
49	1	3:28.042	57.491	1:35.469	55.082	121.2	3:18:07.578
50	1	4:06.261	56.906	1:51.984	1:17.371	102.4	3:22:13.839
51	1	4:39.171	1:16.815	2:02.551	1:19.805	90.3	3:26:53.010
52	1	4:53.852	1:27.612	2:04.396	1:21.844	85.8	3:31:46.862
53	1	4:38.877	1:27.808	2:02.354	1:08.715	90.4	3:36:25.739
54	1	4:01.626	1:15.527	1:53.200	52.899	104.4	3:40:27.365
55	1	3:23.525	56.487	1:34.516	52.522	123.9	3:43:50.890
56	1	3:27.739	56.340	1:37.473	53.926	121.4	3:47:18.629
57	1	3:30.909	58.468	1:36.794	55.647	119.5	3:50:49.538
58	1	3:41.381 B	59.439	1:37.375	1:04.567	113.9	3:54:30.919
59	1	13:19.989	...	1:46.502	1:00.044	31.5	4:07:50.908
60	1	4:00.808	1:06.275	1:46.757	1:07.776	104.7	4:11:51.716

38 1.Alexandre VIRON 2.Eric DECRONUMBOURG — MARCOS 1800 GT GTP<

Lap	D	Time	Sector 1	Sector 2	Sector 3	Kph	Elapsed
1	1	4:48.962	1:55.381	1:49.100	1:04.481	85.7	4:48.962
2	1	3:52.944	1:04.646	1:47.891	1:00.407	108.2	8:41.906
3	1	3:53.306	1:03.347	1:47.834	1:02.125	108.1	12:35.212
4	1	3:53.333	1:03.910	1:49.186	1:00.237	108.1	16:28.545
5	1	3:57.520	1:05.272	1:49.308	1:02.940	106.2	20:26.065
6	1	3:58.668	1:03.824	1:50.093	1:04.751	105.6	24:24.733
7	1	3:55.708	1:06.261	1:48.865	1:00.582	107.0	28:20.441
8	1	3:49.926	1:02.849	1:46.490	1:00.587	109.7	32:10.367
9	1	3:54.809	1:02.249	1:49.765	1:02.795	107.4	36:05.176
10	1	3:56.111	1:04.132	1:49.947	1:02.032	106.8	40:01.287
11	1	3:57.576	1:04.978	1:50.383	1:02.215	106.1	43:58.863
12	1	3:58.309	1:07.759	1:49.765	1:00.785	105.8	47:57.172
13	1	3:51.194	1:02.896	1:48.758	59.540	109.1	51:48.366
14	1	3:55.002	1:02.456	1:51.261	1:01.285	107.3	55:43.368
15	1	3:56.679	1:03.485	1:50.121	1:03.073	106.5	59:40.047
16	1	3:57.153	1:06.043	1:49.675	1:01.435	106.3	1:03:37.200
17	1	4:20.690 B	1:13.409	1:48.497	1:18.784	96.7	1:07:57.890
18	1	8:34.108	5:38.923	1:52.107	1:03.078	49.0	1:16:31.998
19	1	3:58.913	1:04.767	1:50.611	1:03.535	105.5	1:20:30.911
20	1	4:00.659	1:05.035	1:52.154	1:03.470	104.8	1:24:31.570
21	1	3:57.069	1:04.754	1:50.398	1:01.917	106.4	1:28:28.639
22	1	3:56.957	1:04.523	1:51.519	1:00.915	106.4	1:32:25.596
23	1	3:56.436	1:04.673	1:51.603	1:00.160	106.6	1:36:22.032
24	1	3:54.493	1:03.988	1:50.217	1:00.288	107.5	1:40:16.525
25	1	3:54.611	1:04.604	1:49.974	1:00.033	107.5	1:44:11.136
26	1	3:56.005	1:05.288	1:49.092	1:01.625	106.8	1:48:07.141

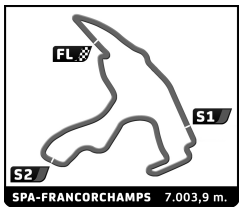

Spa Six Hours Endurance

SPA SIX HOURS

Race

Analysis

Personal Best | Session Best | **B** Crossing the finish line in pit lane

Lap	D	Time	Sector 1	Sector 2	Sector 3	Kph	Elapsed
27	1	3:55.078	1:04.954	1:49.196	1:00.928	107.3	1:52:02.219
28	1	3:54.201	1:03.970	1:49.561	1:00.670	107.7	1:55:56.420
29	1	3:51.604	1:04.327	1:47.850	59.427	108.9	1:59:48.024
30	1	3:49.310	1:04.717	1:46.578	58.015	110.0	2:03:37.334
31	1	4:15.438	1:28.069	1:47.764	59.605	98.7	2:07:52.772
32	1	3:53.374	1:03.196	1:50.789	59.389	108.0	2:11:46.146
33	1	3:50.964	1:03.889	1:46.968	1:00.107	109.2	2:15:37.110
34	1	3:47.668	1:03.204	1:46.273	58.191	110.7	2:19:24.778
35	1	3:47.383	1:03.323	1:46.171	57.889	110.9	2:23:12.161
36	1	3:47.499	1:03.575	1:45.662	58.262	110.8	2:26:59.660
37	1	3:46.285	1:03.093	1:45.297	57.895	111.4	2:30:45.945
38	1	3:46.541	1:03.803	1:45.869	56.869	111.3	2:34:32.486
39	1	3:43.424	1:02.837	1:45.078	55.509	112.9	2:38:15.910
40	1	3:46.682	1:03.684	1:47.256	55.742	111.2	2:42:02.592
41	1	3:41.324	1:03.683	1:42.339	55.302	113.9	2:45:43.916
42	1	3:41.317	1:02.700	1:42.103	56.514	113.9	2:49:25.233
43	1	3:36.874	1:02.133	1:39.886	54.855	116.3	2:53:02.107
44	1	3:38.330	1:02.352	1:40.728	55.250	115.5	2:56:40.437
45	1	3:36.550	1:01.406	1:41.486	53.658	116.4	3:00:16.987
46	1	3:35.114	1:01.049	1:38.182	55.883	117.2	3:03:52.101
47	1	3:30.201	1:00.862	1:35.757	53.582	120.0	3:07:22.302
48	1	3:23.648	58.756	1:32.288	52.604	123.8	3:10:45.950
49	1	3:35.942 B	58.494	1:33.331	1:04.117	116.8	3:14:21.892
50	1	13:22.734	...	1:45.732	1:33.076	31.4	3:27:44.626
51	1	4:43.480	1:11.204	1:57.296	1:34.980	88.9	3:32:28.106
52	1	4:31.604	1:20.881	1:52.545	1:18.178	92.8	3:36:59.710
53	1	3:56.608	1:11.706	1:43.167	1:01.735	106.6	3:40:56.318
54	1	3:31.401	1:00.162	1:36.236	55.003	119.3	3:44:27.719
55	1	3:27.632	1:01.096	1:32.473	54.063	121.4	3:47:55.351
56	1	3:28.108	1:01.793	1:34.272	52.043	121.2	3:51:23.459
57	1	3:23.005	59.097	1:31.438	52.470	124.2	3:54:46.464
58	1	3:23.163	58.956	1:31.533	52.674	124.1	3:58:09.627
59	1	3:23.469	59.538	1:31.900	52.031	123.9	4:01:33.096
60	1	3:26.509	59.341	1:34.291	52.877	122.1	4:04:59.605
61	1	3:24.970	59.497	1:32.992	52.481	123.0	4:08:24.575
62	1	3:26.761	59.046	1:33.096	54.619	121.9	4:11:51.336

40 1.Martin HUNT 2.Patrick BLAKENEY-EDWAR 3.Frederic/Michael WAKEMA — JAGUAR E Type GTS12

Lap	D	Time	Sector 1	Sector 2	Sector 3	Kph	Elapsed
1	1	4:01.448	1:18.637	1:44.034	58.777	102.6	4:01.448
2	1	3:37.259	59.394	1:43.250	54.615	116.1	7:38.707
3	1	3:32.651	56.964	1:41.386	54.301	118.6	11:11.358
4	1	3:30.770	57.638	1:39.400	53.732	119.6	14:42.128
5	1	3:31.076	57.018	1:39.596	54.462	119.5	18:13.204
6	1	3:32.866	57.231	1:41.979	53.656	118.5	21:46.070
7	1	3:35.142	56.853	1:42.473	55.816	117.2	25:21.212
8	1	3:37.041	1:00.522	1:41.590	54.929	116.2	28:58.253
9	1	3:42.991	1:02.078	1:43.304	57.609	113.1	32:41.244
10	1	3:37.577	57.883	1:43.244	56.450	115.9	36:18.821
11	1	3:37.459	58.536	1:42.440	56.483	115.9	39:56.280
12	1	3:45.043	1:01.772	1:44.419	58.852	112.0	43:41.323
13	1	3:39.455	59.551	1:42.186	57.718	114.9	47:20.778
14	1	3:35.964	58.499	1:42.429	55.036	116.8	50:56.742
15	1	3:34.461	58.211	1:40.821	55.429	117.6	54:31.203
16	1	3:34.436	58.490	1:41.271	54.675	117.6	58:05.639
17	1	3:34.588	58.134	1:41.714	54.740	117.5	1:01:40.227
18	1	3:44.408	57.805	1:43.531	1:03.072	112.4	1:05:24.635
19	1	4:34.993	1:11.965	1:57.571	1:25.457	91.7	1:09:59.628
20	1	4:21.630	1:13.653	1:57.715	1:10.262	96.4	1:14:21.258
21	1	3:41.419	1:01.766	1:44.828	54.825	113.9	1:18:02.677
22	1	3:34.975	58.781	1:41.464	54.730	117.3	1:21:37.652
23	1	3:35.710	58.657	1:41.012	56.041	116.9	1:25:13.362
24	1	3:34.483	58.251	1:41.367	54.865	117.6	1:28:47.845
25	1	3:37.237	57.934	1:41.476	57.827	116.1	1:32:25.082
26	1	3:48.279 B	59.382	1:44.551	1:04.346	110.5	1:36:13.361
27	1	5:02.079	2:21.047	1:42.130	58.902	83.5	1:41:15.440
28	1	3:39.814	1:01.057	1:42.544	56.213	114.7	1:44:55.254
29	1	3:40.315	1:01.241	1:43.310	55.764	114.4	1:48:35.569
30	1	3:35.333	59.561	1:39.816	55.956	117.1	1:52:10.902
31	1	3:32.613	58.104	1:39.440	55.069	118.6	1:55:43.515
32	1	3:31.977	58.378	1:39.793	53.806	118.9	1:59:15.492
33	1	3:30.783	56.770	1:40.210	53.803	119.6	2:02:46.275
34	1	3:27.293	56.784	1:36.649	53.860	121.6	2:06:13.568
35	1	3:29.851	56.391	1:38.408	55.052	120.2	2:09:43.419
36	1	3:32.503	57.265	1:39.524	55.714	118.7	2:13:15.922
37	1	3:30.134	57.452	1:38.093	54.589	120.0	2:16:46.056
38	1	3:26.340	56.274	1:36.812	53.254	122.2	2:20:12.396
39	1	3:25.220	56.534	1:36.845	51.841	122.9	2:23:37.616
40	1	3:27.068	56.148	1:37.336	53.584	121.8	2:27:04.684
41	1	3:28.120	56.710	1:36.871	54.539	121.2	2:30:32.804
42	1	3:25.111	57.404	1:35.380	52.327	122.9	2:33:57.915
43	1	3:24.603	55.801	1:37.045	51.757	123.2	2:37:22.518
44	1	3:23.624	56.011	1:36.267	51.346	123.8	2:40:46.142
45	1	3:22.262	57.561	1:33.993	50.708	124.7	2:44:08.404
46	1	3:18.040	55.799	1:31.794	50.447	127.3	2:47:26.444
47	1	3:16.842	55.228	1:31.675	49.939	128.1	2:50:43.286
48	1	3:15.238	54.546	1:30.604	50.088	129.1	2:53:58.524
49	1	3:17.222	56.437	1:30.743	50.042	127.8	2:57:15.746
50	1	3:17.801	54.319	1:30.627	52.855	127.5	3:00:33.547
51	1	3:13.891	53.839	1:30.393	49.659	130.0	3:03:47.438
52	1	3:09.771	53.288	1:26.003	50.480	132.9	3:06:57.209
53	1	3:12.309	53.463	1:26.356	52.490	131.1	3:10:09.518
54	1	3:07.457	53.856	1:25.661	47.940	134.5	3:13:16.975
55	1	3:14.774 B	53.316	1:25.907	55.551	129.5	3:16:31.749
56	1	11:41.189	8:56.410	1:42.716	1:02.063	36.0	3:28:12.938
57	1	4:27.885	1:06.427	1:44.440	1:37.018	94.1	3:32:40.823
58	1	4:28.444	1:15.838	1:52.977	1:19.629	93.9	3:37:09.267
59	1	3:50.045	1:11.592	1:40.573	57.880	109.6	3:40:59.312
60	1	3:26.529	59.299	1:34.548	52.682	122.1	3:44:25.841
61	1	3:14.447	55.313	1:29.637	49.497	129.7	3:47:40.288
62	1	3:12.487	54.436	1:27.762	50.289	131.0	3:50:52.775
63	1	3:13.467	55.066	1:29.193	49.208	130.3	3:54:06.242
64	1	3:11.077	54.314	1:27.058	49.705	132.0	3:57:17.319
65	1	3:11.617	55.154	1:27.330	49.133	131.6	4:00:28.936
66	1	3:09.104	53.353	1:26.890	48.861	133.3	4:03:38.040
67	1	3:11.877	54.290	1:28.410	49.177	131.4	4:06:49.917
68	1	3:12.209	54.969	1:27.516	49.724	131.2	4:10:02.126
69	1	3:08.543	53.375	1:24.799	50.369	133.7	4:13:10.669

41 1.Simon CRIPPS 2.Spencer McCARTHY — MG B Roadster GTS11

Lap	D	Time	Sector 1	Sector 2	Sector 3	Kph	Elapsed
1	1	5:18.811	2:37.569	1:43.685	57.557	77.7	5:18.811
2	1	3:43.023	1:02.864	1:42.409	57.750	113.1	9:01.834
3	1	3:43.409	1:02.606	1:43.122	57.681	112.9	12:45.243
4	1	3:44.233	1:03.113	1:44.242	56.878	112.4	16:29.476
5	1	3:43.585	1:02.918	1:43.118	57.549	112.8	20:13.061

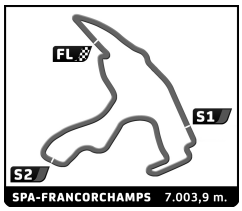

Spa Six Hours Endurance

SPA SIX HOURS

Race

Analysis

Personal Best | Session Best | **B** Crossing the finish line in pit lane

Lap	D	Time	Sector 1	Sector 2	Sector 3	Kph	Elapsed
6	1	3:45.501	1:02.752	1:44.345	58.404	111.8	23:58.562
7	1	3:42.745	1:03.057	1:43.081	56.607	113.2	27:41.307
8	1	3:47.028	1:03.710	1:44.830	58.488	111.1	31:28.335
9	1	3:49.670	1:02.845	1:45.733	1:01.092	109.8	35:18.005
10	1	3:46.285	1:02.471	1:45.883	57.931	111.4	39:04.290
11	1	3:47.140	1:03.627	1:44.658	58.855	111.0	42:51.430
12	1	3:50.032	1:05.262	1:45.460	59.310	109.6	46:41.462
13	1	3:59.073 **B**	1:06.859	1:47.321	1:04.893	105.5	50:40.535
14	1	8:10.398	5:21.779	1:47.883	1:00.736	51.4	58:50.933
15	1	3:47.912	1:04.035	1:44.948	58.929	110.6	1:02:38.845
16	1	3:49.616	1:03.476	1:45.550	1:00.590	109.8	1:06:28.461
17	1	4:17.968	1:10.042	1:51.576	1:16.350	97.7	1:10:46.429
18	1	4:46.895	1:43.143	2:02.587	1:01.165	87.9	1:15:33.324
19	1	3:47.499	1:03.906	1:44.235	59.358	110.8	1:19:20.823
20	1	3:47.988	1:03.005	1:45.366	59.617	110.6	1:23:08.811
21	1	3:45.677	1:02.792	1:43.905	58.980	111.7	1:26:54.488
22	1	3:48.425	1:02.576	1:48.045	57.804	110.4	1:30:42.913
23	1	3:43.114	1:02.110	1:43.470	57.534	113.0	1:34:26.027
24	1	3:43.740	1:03.057	1:43.524	57.159	112.7	1:38:09.767
25	1	3:43.740	1:03.432	1:42.814	57.494	112.7	1:41:53.507
26	1	3:41.940	1:02.444	1:42.423	57.073	113.6	1:45:35.447
27	1	3:42.140	1:01.960	1:43.023	57.157	113.5	1:49:17.587
28	1	3:43.583	1:01.640	1:43.057	58.886	112.8	1:53:01.170
29	1	3:41.421	1:02.415	1:41.599	57.407	113.9	1:56:42.591
30	1	3:46.869	1:03.470	1:46.355	57.044	111.1	2:00:29.460
31	1	3:40.910	1:02.196	1:42.847	55.867	114.1	2:04:10.370
32	1	3:43.485	1:01.882	1:43.486	58.117	112.8	2:07:53.855
33	1	3:46.900	1:02.757	1:44.993	59.150	111.1	2:11:40.755
34	1	3:41.534	1:02.281	1:41.705	57.548	113.8	2:15:22.289
35	1	3:37.944	1:02.184	1:40.806	54.954	115.7	2:19:00.233
36	1	3:37.634	1:01.366	1:40.510	55.758	115.9	2:22:37.867
37	1	3:38.215	1:01.857	1:41.424	54.934	115.5	2:26:16.082
38	1	3:36.354	1:00.820	1:40.402	55.132	116.5	2:29:52.436
39	1	3:34.587	1:00.371	1:39.211	55.005	117.5	2:33:27.023
40	1	3:37.067	1:00.975	1:40.742	55.350	116.2	2:37:04.090
41	1	3:32.675	1:00.536	1:37.929	54.210	118.6	2:40:36.765
42	1	3:30.842	1:00.646	1:36.497	53.699	119.6	2:44:07.607
43	1	3:29.316	1:00.192	1:36.349	52.775	120.5	2:47:36.923
44	1	3:26.324	59.733	1:33.412	53.179	122.2	2:51:03.247
45	1	3:30.734	1:00.830	1:36.817	53.087	119.6	2:54:33.981
46	1	3:30.719	1:00.671	1:35.709	54.339	119.7	2:58:04.700
47	1	3:28.939	59.474	1:36.111	53.354	120.7	3:01:33.639
48	1	3:25.541	58.995	1:34.713	51.833	122.7	3:04:59.180
49	1	3:20.397	58.374	1:30.526	51.497	125.8	3:08:19.577
50	1	3:19.482	57.886	1:28.764	52.832	126.4	3:11:39.059
51	1	3:20.661	57.748	1:31.687	51.226	125.7	3:14:59.720
52	1	3:20.422	58.491	1:27.380	54.551	125.8	3:18:20.142
53	1	4:01.240	58.404	1:45.701	1:17.135	104.5	3:22:21.382
54	1	4:46.302 **B**	1:16.493	2:00.831	1:28.978	88.1	3:27:07.684
55	1	10:04.405	6:53.859	1:50.554	1:19.992	41.7	3:37:12.089
56	1	3:45.346	1:12.521	1:36.268	56.557	111.9	3:40:57.435
57	1	3:25.436	58.269	1:32.784	54.383	122.7	3:44:22.871
58	1	3:19.000	58.742	1:29.574	50.684	126.7	3:47:41.871
59	1	3:15.921	56.989	1:28.100	50.832	128.7	3:50:57.792
60	1	3:22.569	57.021	1:31.824	53.724	124.5	3:54:20.361
61	1	3:20.467	58.222	1:31.701	50.544	125.8	3:57:40.828
62	1	3:15.133	57.528	1:27.545	50.060	129.2	4:00:55.961
63	1	3:18.090	57.250	1:28.972	51.868	127.3	4:04:14.051
64	1	3:15.454	57.438	1:27.569	50.447	129.0	4:07:29.505
65	1	3:17.765	56.997	1:26.776	53.992	127.5	4:10:47.270
66	1	3:16.758	57.653	1:28.283	50.822	128.1	4:14:04.028

42 1.Till BECHTOLSHEIMER 2.Tony BIANCHI 3.Pia BIANCHI — MG B GTS11

Lap	D	Time	Sector 1	Sector 2	Sector 3	Kph	Elapsed
1	1	4:31.422	1:49.122	1:44.758	57.542	91.3	4:31.422
2	1	3:43.276	1:01.724	1:42.541	59.011	112.9	8:14.698
3	1	3:49.878	1:04.742	1:47.086	58.050	109.7	12:04.576
4	1	3:39.541	1:00.891	1:42.203	56.447	114.8	15:44.117
5	1	3:41.847	1:03.123	1:42.057	56.667	113.7	19:25.964
6	1	3:47.259	1:03.865	1:44.998	58.396	110.9	23:13.223
7	1	3:45.536	1:02.676	1:44.336	58.524	111.8	26:58.759
8	1	3:42.546	1:02.188	1:42.688	57.670	113.3	30:41.305
9	1	3:43.442	1:02.326	1:43.232	57.884	112.8	34:24.747
10	1	3:42.837	1:02.246	1:43.792	56.799	113.2	38:07.584
11	1	3:45.336	1:02.428	1:43.791	59.117	111.9	41:52.920
12	1	3:46.311	1:03.781	1:44.805	57.725	111.4	45:39.231
13	1	3:44.707	1:02.531	1:44.568	57.608	112.2	49:23.938
14	1	3:46.676	1:03.403	1:45.555	57.718	111.2	53:10.614
15	1	3:44.492	1:02.304	1:44.014	58.174	112.3	56:55.106
16	1	3:43.131	1:02.513	1:43.079	57.539	113.0	1:00:38.237
17	1	3:45.860	1:04.686	1:43.194	57.980	111.6	1:04:24.097
18	1	5:00.072	1:10.669	2:18.429	1:30.974	84.0	1:09:24.169
19	1	4:33.072	1:21.477	1:58.601	1:12.994	92.3	1:13:57.241
20	1	3:45.491	1:03.157	1:44.844	57.490	111.8	1:17:42.732
21	1	3:45.684	1:02.713	1:43.312	59.659	111.7	1:21:28.416
22	1	3:43.399	1:02.647	1:44.362	56.390	112.9	1:25:11.815
23	1	3:40.801	1:01.986	1:41.822	56.993	114.2	1:28:52.616
24	1	3:42.512	1:02.691	1:42.793	57.028	113.3	1:32:35.128
25	1	3:43.609	1:01.899	1:44.494	57.216	112.8	1:36:18.737
26	1	3:42.626	1:02.092	1:43.239	57.295	113.3	1:40:01.363
27	1	3:40.271	1:01.577	1:42.295	56.399	114.5	1:43:41.634
28	1	3:46.260	1:04.380	1:43.815	58.065	111.4	1:47:27.894
29	1	3:41.273	1:02.136	1:42.318	56.819	114.0	1:51:09.167
30	1	3:41.065	1:02.512	1:41.904	56.649	114.1	1:54:50.232
31	1	3:42.653	1:02.390	1:43.203	57.060	113.2	1:58:32.885
32	1	3:38.417	1:02.211	1:40.681	55.525	115.4	2:02:11.302
33	1	3:40.316	1:02.274	1:41.638	56.404	114.4	2:05:51.618
34	1	3:40.376	1:02.144	1:41.064	57.168	114.4	2:09:31.994
35	1	3:45.909	1:01.823	1:45.362	58.724	111.6	2:13:17.903
36	1	3:36.655	1:01.531	1:40.292	54.832	116.4	2:16:54.558
37	1	3:38.754	1:01.061	1:41.508	56.185	115.3	2:20:33.312
38	1	3:46.499 **B**	1:01.838	1:40.087	1:04.574	111.3	2:24:19.811
39	1	6:14.761	3:19.917	1:51.354	1:03.490	67.3	2:30:34.572
40	1	3:58.803	1:06.129	1:49.286	1:03.388	105.6	2:34:33.375
41	1	3:57.262	1:07.158	1:48.534	1:01.570	106.3	2:38:30.637
42	1	3:50.951	1:05.467	1:46.205	59.279	109.2	2:42:21.588
43	1	3:48.786	1:05.298	1:44.505	58.983	110.2	2:46:10.374
44	1	3:48.824	1:05.261	1:44.683	58.880	110.2	2:49:59.198
45	1	3:44.549	1:03.490	1:42.529	58.530	112.3	2:53:43.747
46	1	3:53.979 **B**	1:04.141	1:42.580	1:07.258	107.8	2:57:37.726
47	1	4:19.058	1:39.221	1:42.446	57.391	97.3	3:01:56.784
48	1	3:50.814 **B**	1:03.050	1:41.179	1:06.585	109.2	3:05:47.598
49	1	10:22.292	7:43.645	1:41.524	57.123	40.5	3:16:09.890
50	1	3:32.592	1:01.491	1:34.683	56.418	118.6	3:19:42.482
51	1	3:39.231	1:00.555	1:33.709	1:04.967	115.0	3:23:21.713
52	1	4:24.972	1:05.780	1:45.448	1:33.744	95.2	3:27:46.685

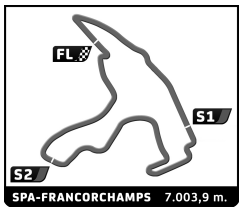

Spa Six Hours Endurance

SPA SIX HOURS

Race

Analysis

Personal Best | Session Best | **B** Crossing the finish line in pit lane

Lap	D	Time	Sector 1	Sector 2	Sector 3	Kph	Elapsed
53	1	4:42.854	1:10.996	1:56.649	1:35.209	89.1	3:32:29.539
54	1	4:31.781	1:21.420	1:52.079	1:18.282	92.8	3:37:01.320
55	1	3:57.205	1:13.137	1:42.594	1:01.474	106.3	3:40:58.525
56	1	3:33.945	1:02.365	1:35.043	56.537	117.9	3:44:32.470
57	1	3:24.828	1:00.081	1:31.341	53.406	123.1	3:47:57.298
58	1	3:24.572	59.423	1:32.344	52.805	123.3	3:51:21.870
59	1	3:23.184	58.270	1:30.940	53.974	124.1	3:54:45.054
60	1	3:23.145	59.771	1:30.246	53.128	124.1	3:58:08.199
61	1	3:22.965	59.487	1:30.042	53.436	124.2	4:01:31.164
62	1	3:26.212	1:00.179	1:32.634	53.399	122.3	4:04:57.376
63	1	3:22.249	58.709	1:28.937	54.603	124.7	4:08:19.625
64	1	3:26.972	59.573	1:30.326	57.073	121.8	4:11:46.597

44 — AUSTIN HEALEY 100 — GTS2

1.Mike THORNE
2.Sarah BENNETT-BAGGS
3.Johnny TODD

Lap	D	Time	Sector 1	Sector 2	Sector 3	Kph	Elapsed
1	1	4:27.909	1:48.667	1:41.752	57.490	92.5	4:27.909
2	1	3:43.026	1:01.650	1:43.325	58.051	113.1	8:10.935
3	1	3:40.300	1:01.564	1:42.463	56.273	114.5	11:51.235
4	1	3:37.933	1:00.836	1:41.751	55.346	115.7	15:29.168
5	1	3:38.711	1:00.581	1:40.841	57.289	115.3	19:07.879
6	1	3:35.417	59.406	1:40.388	55.623	117.0	22:43.296
7	1	3:38.483	59.195	1:43.160	56.128	115.4	26:21.779
8	1	3:37.208	1:00.301	1:39.904	57.003	116.1	29:58.987
9	1	3:37.990	1:01.626	1:40.118	56.246	115.7	33:36.977
10	1	3:38.932	1:01.312	1:41.443	56.177	115.2	37:15.909
11	1	3:40.485	1:00.763	1:42.273	57.449	114.4	40:56.394
12	1	3:41.836	1:02.822	1:42.314	56.700	113.7	44:38.230
13	1	3:40.854	1:02.661	1:41.736	56.457	114.2	48:19.084
14	1	3:38.010	1:00.728	1:39.839	57.443	115.7	51:57.094
15	1	3:37.126	1:00.117	1:40.825	56.184	116.1	55:34.220
16	1	3:38.730	1:01.358	1:40.892	56.480	115.3	59:12.950
17	1	3:38.220	1:01.966	1:41.230	55.024	115.5	1:02:51.170
18	1	3:45.895	1:00.613	1:43.152	1:02.130	111.6	1:06:37.065
19	1	4:13.858	1:09.084	1:49.225	1:15.549	99.3	1:10:50.923
20	1	4:55.761 B	1:41.885	1:59.724	1:14.152	85.3	1:15:46.684
21	1	7:04.364	4:22.272	1:46.592	55.500	59.4	1:22:51.048
22	1	3:39.300	1:00.042	1:42.030	57.228	115.0	1:26:30.348
23	1	3:36.182	59.737	1:40.809	55.636	116.6	1:30:06.530
24	1	3:37.656	59.571	1:41.691	56.394	115.8	1:33:44.186
25	1	3:36.753	1:00.404	1:41.142	55.207	116.3	1:37:20.939
26	1	3:36.510	1:00.524	1:40.233	55.753	116.5	1:40:57.449
27	1	3:47.570 B	1:00.232	1:42.420	1:04.918	110.8	1:44:45.019
28	1	:42:47.829 B	...	1:53.976	1:35.315	4.1	3:27:32.848
29	1	44:38.774	...	1:35.765	56.429	9.4	4:12:11.622

45 — PORSCHE 911 — GTS11

1.Bernard FILLIERS
2.Philippe DE CRAENE

Lap	D	Time	Sector 1	Sector 2	Sector 3	Kph	Elapsed
1	1	4:49.446	1:56.782	1:49.010	1:03.654	85.6	4:49.446
2	1	3:53.468	1:07.540	1:45.051	1:00.877	108.0	8:42.914
3	1	3:53.204	1:07.057	1:45.451	1:00.696	108.1	12:36.118
4	1	3:55.149	1:06.231	1:46.240	1:02.678	107.2	16:31.267
5	1	3:53.880	1:08.238	1:45.802	59.840	107.8	20:25.147
6	1	3:52.107	1:05.171	1:45.641	1:01.295	108.6	24:17.254
7	1	3:53.206	1:06.449	1:46.413	1:00.344	108.1	28:10.460
8	1	3:51.141	1:07.802	1:44.182	59.157	109.1	32:01.601
9	1	3:51.331	1:06.576	1:44.558	1:00.197	109.0	35:52.932
10	1	3:52.926	1:06.740	1:44.676	1:01.510	108.2	39:45.858
11	1	3:58.522	1:08.311	1:47.672	1:02.539	105.7	43:44.380
12	1	3:58.199	1:08.925	1:46.847	1:02.427	105.9	47:42.579
13	1	3:54.430	1:08.276	1:45.644	1:00.510	107.6	51:37.009
14	1	3:52.588	1:07.372	1:45.463	59.753	108.4	55:29.597
15	1	3:56.971	1:08.132	1:48.686	1:00.153	106.4	59:26.568
16	1	3:51.951	1:07.379	1:44.926	59.646	108.7	1:03:18.519
17	1	4:09.073	1:08.463	1:50.710	1:09.900	101.2	1:07:27.592
18	1	4:06.219 B	1:07.845	1:50.036	1:08.338	102.4	1:11:33.811
19	1	7:16.588	4:32.051	1:42.947	1:01.590	57.8	1:18:50.399
20	1	3:43.077	1:03.082	1:42.160	57.835	113.0	1:22:33.476
21	1	3:48.930	1:03.526	1:47.139	58.265	110.1	1:26:22.406
22	1	3:38.819	1:00.978	1:40.905	56.936	115.2	1:30:01.225
23	1	3:36.430	1:00.834	1:39.428	56.168	116.5	1:33:37.655
24	1	3:40.843	1:02.475	1:41.271	57.097	114.2	1:37:18.498
25	1	3:39.128	1:00.957	1:40.693	57.478	115.1	1:40:57.626
26	1	3:42.592	1:00.705	1:45.330	56.557	113.3	1:44:40.218
27	1	3:42.575	1:01.812	1:43.470	57.293	113.3	1:48:22.793
28	1	3:39.929	1:01.016	1:42.029	56.884	114.6	1:52:02.722
29	1	3:37.823	1:00.995	1:40.309	56.519	115.8	1:55:40.545
30	1	3:39.925	1:02.773	1:40.923	56.229	114.6	1:59:20.470
31	1	3:35.696	1:00.675	1:39.564	55.457	116.9	2:02:56.166
32	1	3:39.518	1:01.405	1:39.359	58.754	114.9	2:06:35.684
33	1	3:44.056	1:02.326	1:42.521	59.209	112.5	2:10:19.740
34	1	3:41.041	1:01.564	1:41.331	58.146	114.1	2:14:00.781
35	1	3:38.024	1:01.487	1:39.673	56.864	115.6	2:17:38.805
36	1	3:37.740	1:00.421	1:39.940	57.379	115.8	2:21:16.545
37	1	3:44.182	1:07.762	1:42.283	54.137	112.5	2:25:00.727
38	1	3:35.089	59.955	1:39.920	55.214	117.2	2:28:35.816
39	1	3:33.364	1:00.061	1:38.543	54.760	118.2	2:32:09.180
40	1	3:33.135	59.757	1:38.699	54.679	118.3	2:35:42.315
41	1	3:33.518	1:00.465	1:39.146	53.907	118.1	2:39:15.833
42	1	3:30.392	59.070	1:37.102	54.220	119.8	2:42:46.225
43	1	32:44.462 B	59.586	...	1:06.557	12.8	3:15:30.687
44	1	6:17.684	3:33.289	1:42.328	1:02.067	66.8	3:21:48.371
45	1	3:48.908	1:02.717	1:41.211	1:04.980	110.1	3:25:37.279
46	1	4:44.038	1:20.101	2:02.054	1:21.883	88.8	3:30:21.317
47	1	4:37.248	1:16.317	2:02.822	1:18.109	90.9	3:34:58.565
48	1	4:30.697	1:18.422	2:05.286	1:06.989	93.1	3:39:29.262
49	1	3:35.893	1:02.293	1:38.414	55.186	116.8	3:43:05.155
50	1	3:32.311	1:01.498	1:35.284	55.529	118.8	3:46:37.466
51	1	3:31.365	1:01.703	1:34.421	55.241	119.3	3:50:08.831
52	1	3:28.657	59.903	1:33.914	54.840	120.8	3:53:37.488
53	1	3:27.956	1:00.609	1:34.025	53.322	121.2	3:57:05.444
54	1	3:26.806	59.773	1:33.444	53.589	121.9	4:00:32.250
55	1	3:25.312	59.768	1:32.523	53.021	122.8	4:03:57.562
56	1	3:25.755	59.714	1:32.754	53.287	122.5	4:07:23.317
57	1	3:25.883	1:00.054	1:31.837	53.992	122.5	4:10:49.200
58	1	3:31.683	1:02.613	1:34.027	55.043	119.1	4:14:20.883

46 — TVR Griffith — GTS12

1.Nigel REUBEN
2.Oliver REUBEN

Lap	D	Time	Sector 1	Sector 2	Sector 3	Kph	Elapsed
1	1	3:41.740	1:03.105	1:41.017	57.618	111.7	3:41.740
2	1	3:29.788	56.312	1:40.370	53.106	120.2	7:11.528
3	1	3:28.679	55.665	1:39.235	53.779	120.8	10:40.207
4	1	3:28.608	55.760	1:37.930	54.918	120.9	14:08.815
5	1	3:26.859	55.530	1:38.009	53.320	121.9	17:35.674
6	1	3:27.379	55.716	1:38.499	53.164	121.6	21:03.053
7	1	3:29.989	55.681	1:40.192	54.116	120.1	24:33.042

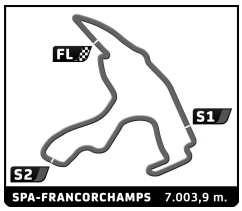

Spa Six Hours Endurance

SPA SIX HOURS

Race

Analysis

Personal Best | Session Best | **B** Crossing the finish line in pit lane

Lap	D	Time	Sector 1	Sector 2	Sector 3	Kph	Elapsed
8	1	3:29.949	56.690	1:40.038	53.221	120.1	28:02.991
9	1	3:33.119	56.878	1:38.836	57.405	118.3	31:36.110
10	1	3:33.275	56.099	1:41.343	55.833	118.2	35:09.385
11	1	3:32.562	56.519	1:40.939	55.104	118.6	38:41.947
12	1	3:33.214	56.022	1:41.214	55.978	118.3	42:15.161
13	1	3:33.493	56.658	1:40.779	56.056	118.1	45:48.654
14	1	3:30.560	56.447	1:39.659	54.454	119.7	49:19.214
15	1	3:33.127	56.290	1:40.562	56.275	118.3	52:52.341
16	1	3:31.861	56.474	1:41.456	53.931	119.0	56:24.202
17	1	3:37.174	1:00.185	1:42.164	54.825	116.1	1:00:01.376
18	1	3:32.169	56.232	1:40.370	55.567	118.8	1:03:33.545
19	1	4:06.012	1:02.939	1:49.971	1:13.102	102.5	1:07:39.557
20	1	3:58.232	1:08.723	1:48.599	1:00.910	105.8	1:11:37.789
21	1	4:26.399 B	1:13.770	2:05.812	1:06.817	94.6	1:16:04.188
22	1	20:11.864 B	...	1:42.454	1:03.867	20.8	1:36:16.052
23	1	8:25.485	5:47.612	1:42.787	55.086	49.9	1:44:41.537
24	1	3:35.000	57.776	1:42.669	54.555	117.3	1:48:16.537
25	1	3:30.701	57.274	1:39.990	53.437	119.7	1:51:47.238
26	1	3:35.088	57.400	1:42.140	55.548	117.2	1:55:22.326
27	1	3:29.661	56.041	1:39.628	53.992	120.3	1:58:51.987
28	1	3:30.301	56.546	1:40.591	53.164	119.9	2:02:22.288
29	1	3:30.758	56.617	1:38.489	55.652	119.6	2:05:53.046
30	1	3:29.864	56.093	1:40.647	53.124	120.1	2:09:22.910
31	1	3:31.185	55.423	1:41.233	54.529	119.4	2:12:54.095
32	1	3:26.513	55.203	1:38.713	52.597	122.1	2:16:20.608
33	1	3:24.386	55.784	1:36.654	51.948	123.4	2:19:44.994
34	1	3:24.083	56.072	1:36.064	51.947	123.5	2:23:09.077
35	1	3:26.432	54.336	1:38.143	53.953	122.1	2:26:35.509
36	1	3:27.629	56.247	1:36.953	54.429	121.4	2:30:03.138
37	1	3:21.793	55.940	1:34.612	51.241	125.0	2:33:24.931
38	1	3:25.906	56.407	1:38.292	51.207	122.5	2:36:50.837
39	1	3:18.778	54.381	1:34.290	50.107	126.8	2:40:09.615
40	1	3:16.472	53.721	1:33.024	49.727	128.3	2:43:26.087
41	1	3:16.367	55.021	1:33.185	48.161	128.4	2:46:42.454
42	1	3:13.112	53.397	1:30.439	49.276	130.6	2:49:55.566
43	1	3:15.801	53.449	1:31.368	50.984	128.8	2:53:11.367
44	1	3:15.661	55.701	1:31.442	48.518	128.9	2:56:27.028
45	1	3:08.658	51.323	1:29.602	47.733	133.7	2:59:35.686
46	1	3:13.271	51.256	1:31.786	50.229	130.5	3:02:48.957
47	1	3:07.900	51.691	1:28.462	47.747	134.2	3:05:56.857
48	1	3:16.343	51.675	1:32.015	52.653	128.4	3:09:13.200
49	1	3:08.659	51.652	1:27.481	49.526	133.6	3:12:21.859
50	1	3:08.366	54.607	1:26.368	47.391	133.9	3:15:30.225
51	1	3:09.770	51.227	1:26.489	52.054	132.9	3:18:39.995
52	1	3:50.891	52.469	1:40.623	1:17.799	109.2	3:22:30.886
53	1	4:39.701	1:15.406	1:59.930	1:24.365	90.1	3:27:10.587
54	1	4:47.969	1:21.194	2:01.382	1:25.393	87.6	3:31:58.556
55	1	4:37.666	1:25.635	2:00.550	1:11.481	90.8	3:36:36.222
56	1	3:50.220	1:11.828	1:47.878	50.514	109.5	3:40:26.442
57	1	3:04.445	51.392	1:26.744	46.309	136.7	3:43:30.887
58	1	3:04.570	50.597	1:25.992	47.981	136.6	3:46:35.457
59	1	3:08.210	51.202	1:27.388	49.620	134.0	3:49:43.667
60	1	3:04.797	50.986	1:25.760	48.051	136.4	3:52:48.464
61	1	3:05.781	52.922	1:25.297	47.562	135.7	3:55:54.245
62	1	3:01.592	50.590	1:24.547	46.455	138.9	3:58:55.837
63	1	3:13.909 B	51.444	1:23.720	58.745	130.0	4:02:09.746

47 1.Phil MULACEK 2.Pierre MULACEK 3.Sterling MULACEK — FORD Mustang CT10

Lap	D	Time	Sector 1	Sector 2	Sector 3	Kph	Elapsed
1	1	:21:24.967 B	...	1:51.880	59.610	5.1	1:21:24.967
2	1	3:43.257	1:03.537	1:43.025	56.695	112.9	1:25:08.224
3	1	3:41.367	1:00.660	1:43.642	57.065	113.9	1:28:49.591
4	1	3:39.716	1:00.794	1:42.241	56.681	114.8	1:32:29.307
5	1	3:44.994	1:03.456	1:44.810	56.728	112.1	1:36:14.301
6	1	3:45.902	1:02.089	1:46.692	57.121	111.6	1:40:00.203
7	1	3:43.174	1:01.786	1:44.230	57.158	113.0	1:43:43.377
8	1	3:43.231	1:01.765	1:42.655	58.811	113.0	1:47:26.608
9	1	3:41.578	1:02.089	1:42.884	56.605	113.8	1:51:08.186
10	1	3:40.664	1:02.769	1:41.605	56.290	114.3	1:54:48.850
11	1	3:40.037	1:00.758	1:43.135	56.144	114.6	1:58:28.887
12	1	3:38.826	1:01.155	1:41.206	56.465	115.2	2:02:07.713
13	1	3:41.881	1:00.164	1:42.686	59.031	113.6	2:05:49.594
14	1	3:38.227	1:00.422	1:41.996	55.809	115.5	2:09:27.821
15	1	3:45.499	1:01.052	1:44.224	1:00.223	111.8	2:13:13.320
16	1	3:38.105	1:01.257	1:42.578	54.270	115.6	2:16:51.425
17	1	3:39.069	1:00.535	1:41.675	56.859	115.1	2:20:30.494
18	1	3:37.483	1:01.303	1:42.096	54.084	115.9	2:24:07.977
19	1	3:37.993	1:01.346	1:41.025	55.622	115.7	2:27:45.970
20	1	3:32.787	59.957	1:39.136	53.694	118.5	2:31:18.757
21	1	3:33.949	1:01.778	1:38.731	53.440	117.9	2:34:52.706
22	1	3:48.302 B	1:00.797	1:39.466	1:08.039	110.4	2:38:41.008
23	1	10:48.226	8:08.152	1:43.250	56.824	38.9	2:49:29.234
24	1	3:40.044	1:01.888	1:42.158	55.998	114.6	2:53:09.278
25	1	3:42.569	1:02.860	1:41.415	58.294	113.3	2:56:51.847
26	1	3:58.083 B	1:03.778	1:41.494	1:12.811	105.9	3:00:49.930

48 1.Masakazu TOTSUKA 2.Yoshio SEKIGUCHI 3.Noriaki UCHINO — AUSTIN HEALEY 3000 MK2 BJ7 GTS12

Lap	D	Time	Sector 1	Sector 2	Sector 3	Kph	Elapsed
1	1	4:45.366	1:57.475	1:47.833	1:00.058	86.8	4:45.366
2	1	3:40.598	1:00.574	1:42.933	57.091	114.3	8:25.964
3	1	3:44.131	59.598	1:43.261	1:01.272	112.5	12:10.095
4	1	3:38.777	1:01.028	1:41.781	55.968	115.3	15:48.872
5	1	3:38.792	1:00.054	1:41.707	57.031	115.2	19:27.664
6	1	3:39.214	1:00.008	1:42.320	56.886	115.0	23:06.878
7	1	3:53.804	58.784	1:43.076	1:11.944	107.8	27:00.682
8	1	3:47.660	1:02.140	1:45.320	1:00.200	110.8	30:48.342
9	1	3:43.810	59.810	1:46.045	57.955	112.7	34:32.152
10	1	3:41.179	1:00.365	1:43.297	57.517	114.0	38:13.331
11	1	3:52.399	1:01.040	1:47.199	1:04.160	108.5	42:05.730
12	1	4:06.350	1:08.856	1:53.892	1:03.602	102.4	46:12.080
13	1	3:49.609	1:04.230	1:45.215	1:00.164	109.8	50:01.689
14	1	4:03.446 B	1:01.532	1:44.762	1:17.152	103.6	54:05.135
15	1	6:32.556	3:11.183	2:17.352	1:04.021	64.2	1:00:37.691
16	1	4:22.159	1:16.704	1:57.780	1:07.675	96.2	1:04:59.850
17	1	4:50.660	1:27.304	2:00.143	1:23.213	86.7	1:09:50.510
18	1	4:23.502	1:13.558	1:59.221	1:10.723	95.7	1:14:14.012
19	1	4:10.051	1:08.951	1:57.995	1:03.105	100.8	1:18:24.063
20	1	4:03.413	1:05.224	1:53.855	1:04.334	103.6	1:22:27.476
21	1	4:07.828	1:06.410	1:55.007	1:06.411	101.7	1:26:35.304
22	1	3:58.826	1:05.598	1:51.445	1:01.783	105.6	1:30:34.130
23	1	4:00.903	1:04.947	1:52.673	1:03.283	104.7	1:34:35.033
24	1	3:59.635	1:04.832	1:53.045	1:01.758	105.2	1:38:34.668
25	1	3:54.628	1:04.096	1:47.936	1:02.596	107.5	1:42:29.296

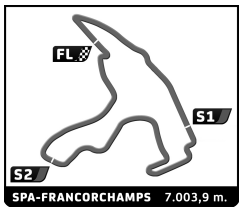

Spa Six Hours Endurance

SPA SIX HOURS

Race

Analysis

Personal Best | Session Best | **B** Crossing the finish line in pit lane

Lap	D	Time	Sector 1	Sector 2	Sector 3	Kph	Elapsed
26	1	3:59.883	1:05.591	1:52.308	1:01.984	105.1	1:46:29.179
27	1	3:56.809	1:02.077	1:52.428	1:02.304	106.5	1:50:25.988
28	1	4:15.491 B	1:05.963	1:54.578	1:14.950	98.7	1:54:41.479
29	1	13:00.527	...	1:47.654	1:03.198	32.3	2:07:42.006
30	1	3:59.106	1:05.306	1:47.458	1:06.342	105.5	2:11:41.112
31	1	3:57.313	1:04.492	1:49.368	1:03.453	106.2	2:15:38.425
32	1	3:53.379	1:02.316	1:52.049	59.014	108.0	2:19:31.804
33	1	3:48.209	1:02.820	1:46.551	58.838	110.5	2:23:20.013
34	1	3:47.549	1:05.049	1:43.329	59.171	110.8	2:27:07.562
35	1	3:44.774	1:00.776	1:47.155	56.843	112.2	2:30:52.336
36	1	3:41.614	1:00.483	1:43.500	57.631	113.8	2:34:33.950
37	1	3:40.376	1:01.818	1:43.643	54.915	114.4	2:38:14.326
38	1	3:54.846	59.804	1:56.976	58.066	107.4	2:42:09.172
39	1	3:43.495	59.847	1:48.251	55.397	112.8	2:45:52.667
40	1	3:38.405	59.320	1:43.464	55.621	115.4	2:49:31.072
41	1	3:40.608	1:00.413	1:43.968	56.227	114.3	2:53:11.680
42	1	3:42.209	1:02.776	1:40.589	58.844	113.5	2:56:53.889
43	1	3:36.570	1:01.484	1:41.251	53.835	116.4	3:00:30.459
44	1	3:39.644 B	58.060	1:37.315	1:04.269	114.8	3:04:10.103
45	1	6:02.857	3:26.560	1:38.886	57.411	69.5	3:10:12.960
46	1	3:30.582	58.383	1:37.510	54.689	119.7	3:13:43.542
47	1	3:32.922	59.197	1:39.691	54.034	118.4	3:17:16.464
48	1	3:40.833	58.075	1:37.575	1:05.183	114.2	3:20:57.297
49	1	4:16.388	1:06.616	1:44.530	1:25.242	98.3	3:25:13.685
50	1	4:48.190	1:20.867	2:08.075	1:19.248	87.5	3:30:01.875
51	1	4:37.647	1:17.654	2:07.945	1:12.048	90.8	3:34:39.522
52	1	4:35.907	1:20.163	2:10.169	1:05.575	91.4	3:39:15.429
53	1	3:30.364	57.253	1:37.109	56.002	119.9	3:42:45.793
54	1	3:28.624	59.142	1:34.378	55.104	120.9	3:46:14.417
55	1	3:22.419	57.678	1:31.674	53.067	124.6	3:49:36.836
56	1	3:22.823	56.820	1:33.014	52.989	124.3	3:52:59.659
57	1	3:22.498	56.318	1:34.399	51.781	124.5	3:56:22.157
58	1	3:18.956	55.612	1:30.257	53.087	126.7	3:59:41.113
59	1	3:21.181	56.544	1:32.194	52.443	125.3	4:03:02.294
60	1	3:24.344	55.454	1:34.000	54.890	123.4	4:06:26.638
61	1	3:22.590	56.984	1:32.707	52.899	124.5	4:09:49.228
62	1	3:21.633	55.921	1:30.320	55.392	125.0	4:13:10.861

49 1.Didier FORRIER 2.J?rgen HINDRYCKX — MG B GTS11

Lap	D	Time	Sector 1	Sector 2	Sector 3	Kph	Elapsed
1	1	4:48.537	1:58.248	1:47.940	1:02.349	85.9	4:48.537
2	1	3:45.396	1:04.078	1:42.981	58.337	111.9	8:33.933
3	1	3:48.360	1:06.961	1:43.432	57.967	110.4	12:22.293
4	1	3:42.493	1:03.561	1:42.037	56.895	113.3	16:04.786
5	1	3:45.818	1:03.343	1:43.528	58.947	111.7	19:50.604
6	1	3:47.669	1:04.265	1:45.591	57.813	110.7	23:38.273
7	1	3:43.995	1:02.877	1:43.355	57.763	112.6	27:22.268
8	1	3:44.881	1:03.332	1:43.204	58.345	112.1	31:07.149
9	1	3:46.563	1:02.989	1:44.126	59.448	111.3	34:53.712
10	1	3:45.052	1:02.957	1:43.630	58.465	112.0	38:38.764
11	1	3:48.586	1:05.819	1:42.587	1:00.180	110.3	42:27.350
12	1	3:48.876	1:04.584	1:46.017	58.275	110.2	46:16.226
13	1	3:46.038	1:04.086	1:42.761	59.191	111.5	50:02.264
14	1	3:45.298	1:02.647	1:43.407	59.244	111.9	53:47.562
15	1	3:44.531	1:02.794	1:43.393	58.344	112.3	57:32.093
16	1	3:46.372	1:02.699	1:43.863	59.810	111.4	1:01:18.465
17	1	3:51.751	1:02.582	1:42.926	1:06.243	108.8	1:05:10.216
18	1	4:44.395	1:20.024	1:59.551	1:24.820	88.7	1:09:54.611
19	1	4:22.707	1:12.568	1:58.977	1:11.162	96.0	1:14:17.318

50 1.Brian WHITE 2.Jon PAYNE — TRIUMPH TR4 SLR GTS11

Lap	D	Time	Sector 1	Sector 2	Sector 3	Kph	Elapsed
1	1	4:20.255	1:32.824	1:45.613	1:01.818	95.2	4:20.255
2	1	3:44.548	1:02.007	1:45.274	57.267	112.3	8:04.803
3	1	3:39.912	1:00.458	1:42.681	56.773	114.7	11:44.715
4	1	3:38.980	1:00.524	1:40.801	57.655	115.1	15:23.695
5	1	3:37.683	59.845	1:41.543	56.295	115.8	19:01.378
6	1	3:41.905	1:00.698	1:43.514	57.693	113.6	22:43.283
7	1	3:40.533	1:00.162	1:43.582	56.789	114.3	26:23.816
8	1	3:39.378	1:00.712	1:41.348	57.318	114.9	30:03.194
9	1	3:38.751	1:00.188	1:41.395	57.168	115.3	33:41.945
10	1	3:40.381	1:00.107	1:43.347	56.927	114.4	37:22.326
11	1	3:40.267	1:00.053	1:42.560	57.654	114.5	41:02.593
12	1	3:44.831	1:01.645	1:45.491	57.695	112.1	44:47.424
13	1	3:38.731	1:00.930	1:41.528	56.273	115.3	48:26.155
14	1	3:37.909	1:00.285	1:41.077	56.547	115.7	52:04.064
15	1	3:43.266	59.851	1:43.502	59.913	112.9	55:47.330
16	1	3:41.306	1:01.928	1:43.907	55.471	113.9	59:28.636
17	1	3:41.285	1:00.699	1:43.574	57.012	113.9	1:03:09.921
18	1	3:46.191	1:01.624	1:42.387	1:02.180	111.5	1:06:56.112
19	1	4:11.181 B	1:07.511	1:44.314	1:19.356	100.4	1:11:07.293
20	1	5:25.421	2:40.160	1:46.406	58.855	77.5	1:16:32.714
21	1	3:44.303	1:02.044	1:44.697	57.562	112.4	1:20:17.017
22	1	3:42.343	1:01.057	1:43.025	58.261	113.4	1:23:59.360
23	1	3:47.088	1:01.234	1:46.902	58.952	111.0	1:27:46.448
24	1	3:40.404	59.772	1:43.726	56.906	114.4	1:31:26.852
25	1	3:40.732	59.541	1:44.496	56.695	114.2	1:35:07.584
26	1	3:44.803	1:00.539	1:45.592	58.672	112.2	1:38:52.387
27	1	3:40.915	1:01.603	1:41.681	57.631	114.1	1:42:33.302
28	1	3:41.434	1:00.529	1:42.803	58.102	113.9	1:46:14.736
29	1	3:42.587	1:00.340	1:45.618	56.629	113.3	1:49:57.323
30	1	3:39.288	1:00.317	1:43.291	55.680	115.0	1:53:36.611
31	1	3:38.739	59.733	1:42.674	56.332	115.3	1:57:15.350
32	1	3:41.441	1:00.412	1:42.734	58.295	113.9	2:00:56.791
33	1	3:42.023	1:02.553	1:42.658	56.812	113.6	2:04:38.814
34	1	3:44.549	1:00.289	1:45.025	59.235	112.3	2:08:23.363
35	1	3:40.757	1:00.752	1:43.150	56.855	114.2	2:12:04.120
36	1	3:40.089	1:00.128	1:42.427	57.534	114.6	2:15:44.209
37	1	3:43.650	1:01.187	1:46.186	56.277	112.7	2:19:27.859
38	1	3:35.916	1:00.364	1:40.686	54.866	116.8	2:23:03.775
39	1	3:36.521	59.313	1:40.984	56.224	116.5	2:26:40.296
40	1	3:35.763	59.498	1:39.549	56.716	116.9	2:30:16.059
41	1	3:34.487	59.037	1:40.716	54.734	117.6	2:33:50.546
42	1	3:33.580	59.299	1:39.654	54.627	118.1	2:37:24.126
43	1	3:33.519	59.271	1:40.100	54.148	118.1	2:40:57.645
44	1	3:29.665	59.395	1:37.102	53.168	120.3	2:44:27.310
45	1	3:31.979	58.136	1:38.953	54.890	118.9	2:47:59.289
46	1	3:29.080	58.763	1:37.902	52.415	120.6	2:51:28.369
47	1	3:24.082	58.035	1:33.585	52.462	123.5	2:54:52.451
48	1	3:27.075	1:00.737	1:34.268	52.070	121.8	2:58:19.526
49	1	3:23.227	57.980	1:34.087	51.160	124.1	3:01:42.753
50	1	3:22.958	59.017	1:32.524	51.417	124.2	3:05:05.711
51	1	3:19.111	57.331	1:30.434	51.346	126.6	3:08:24.822
52	1	3:23.913	56.974	1:32.834	54.105	123.7	3:11:48.735
53	1	3:19.501	56.902	1:31.459	51.140	126.4	3:15:08.236
54	1	3:19.140	57.275	1:30.101	51.764	126.6	3:18:27.376

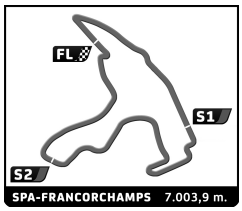

Spa Six Hours Endurance
SPA SIX HOURS
Race
Analysis

Personal Best | Session Best | **B** Crossing the finish line in pit lane

Lap	D	Time	Sector 1	Sector 2	Sector 3	Kph	Elapsed
55	1	4:11.775 B	59.317	1:44.713	1:27.745	100.1	3:22:39.151
56	1	10:03.418	6:58.407	1:35.040	1:29.971	41.8	3:32:42.569
57	1	4:28.322	1:16.287	1:51.940	1:20.095	94.0	3:37:10.891
58	1	3:46.918	1:11.386	1:37.669	57.863	111.1	3:40:57.809
59	1	3:21.557	57.482	1:32.935	51.140	125.1	3:44:19.366
60	1	3:13.496	55.303	1:28.496	49.697	130.3	3:47:32.862
61	1	3:15.392	55.993	1:29.537	49.862	129.0	3:50:48.254
62	1	3:17.596	58.509	1:29.133	49.954	127.6	3:54:05.850
63	1	3:18.926	57.083	1:31.299	50.544	126.8	3:57:24.776
64	1	3:16.214	56.370	1:29.510	50.334	128.5	4:00:40.990
65	1	3:13.372	55.555	1:28.312	49.505	130.4	4:03:54.362
66	1	3:15.006	55.250	1:28.440	51.316	129.3	4:07:09.368
67	1	3:15.446	56.126	1:27.757	51.563	129.0	4:10:24.814
68	1	3:16.508	55.815	1:28.827	51.866	128.3	4:13:41.322

51 1.Jos WYMEERSCH 2.Luc DE COCK 3.Tim JOOSEN — TVR Grantura MK3 — GTS11

Lap	D	Time	Sector 1	Sector 2	Sector 3	Kph	Elapsed
1	1	4:44.710	1:56.395	1:48.582	59.733	87.0	4:44.710
2	1	3:51.570	1:03.802	1:48.783	58.985	108.9	8:36.280
3	1	3:51.733	1:03.410	1:49.033	59.290	108.8	12:28.013
4	1	3:46.576	1:02.124	1:45.808	58.644	111.3	16:14.589
5	1	3:47.221	1:02.772	1:45.612	58.837	111.0	20:01.810
6	1	3:48.121	1:03.501	1:44.241	1:00.379	110.5	23:49.931
7	1	3:47.680	1:04.252	1:44.691	58.737	110.7	27:37.611
8	1	3:49.065	1:02.307	1:46.371	1:00.387	110.1	31:26.676
9	1	3:51.938	1:02.192	1:48.236	1:01.510	108.7	35:18.614
10	1	3:47.773	1:04.552	1:44.692	58.529	110.7	39:06.387
11	1	3:51.734	1:02.838	1:46.983	1:01.913	108.8	42:58.121
12	1	3:53.908	1:05.338	1:47.614	1:00.956	107.8	46:52.029
13	1	3:48.975	1:03.471	1:45.722	59.782	110.1	50:41.004
14	1	3:48.746	1:03.369	1:45.975	59.402	110.2	54:29.750
15	1	3:51.622	1:03.152	1:48.495	59.975	108.9	58:21.372
16	1	3:49.031	1:03.083	1:46.920	59.028	110.1	1:02:10.403
17	1	3:55.818	1:02.144	1:45.219	1:08.455	106.9	1:06:06.221
18	1	4:34.447	1:21.393	1:55.957	1:17.097	91.9	1:10:40.668
19	1	4:51.609	1:42.502	2:06.033	1:03.074	86.5	1:15:32.277
20	1	3:47.490	1:02.142	1:46.027	59.321	110.8	1:19:19.767
21	1	3:47.283	1:01.965	1:45.893	59.425	110.9	1:23:07.050
22	1	3:46.804	1:02.017	1:44.564	1:00.223	111.2	1:26:53.854
23	1	3:52.599	1:02.523	1:50.476	59.600	108.4	1:30:46.453
24	1	3:46.267	1:02.242	1:44.205	59.820	111.4	1:34:32.720
25	1	3:46.678	1:03.004	1:45.438	58.236	111.2	1:38:19.398
26	1	3:44.282	1:01.397	1:43.564	59.321	112.4	1:42:03.680
27	1	3:45.790	1:02.288	1:44.660	58.842	111.7	1:45:49.470
28	1	3:45.451	1:01.757	1:45.603	58.091	111.8	1:49:34.921
29	1	3:45.994	1:01.642	1:45.979	58.373	111.6	1:53:20.915
30	1	3:43.997	1:01.730	1:44.202	58.065	112.6	1:57:04.912
31	1	3:45.565	1:01.719	1:44.854	58.992	111.8	2:00:50.477
32	1	3:44.690	1:02.587	1:44.102	58.001	112.2	2:04:35.167
33	1	3:47.350	1:01.506	1:46.031	59.813	110.9	2:08:22.517
34	1	3:49.211	1:03.250	1:47.176	58.785	110.0	2:12:11.728
35	1	3:47.438	1:03.059	1:45.580	58.799	110.9	2:15:59.166
36	1	3:45.391	1:02.062	1:43.924	59.405	111.9	2:19:44.557
37	1	3:53.938 B	1:02.056	1:44.615	1:07.267	107.8	2:23:38.495
38	1	6:08.235	3:04.529	1:57.744	1:05.962	68.5	2:29:46.730
39	1	3:59.585	1:07.838	1:51.306	1:00.441	105.2	2:33:46.315
40	1	3:52.040	1:05.456	1:48.204	58.380	108.7	2:37:38.355
41	1	3:49.168	1:03.222	1:47.419	58.527	110.0	2:41:27.523
42	1	3:48.269	1:02.823	1:47.386	58.060	110.5	2:45:15.792
43	1	3:51.697	1:04.633	1:47.396	59.668	108.8	2:49:07.489
44	1	3:44.290	1:04.028	1:43.232	57.030	112.4	2:52:51.779
45	1	3:43.469	1:04.155	1:42.715	56.599	112.8	2:56:35.248
46	1	3:39.938	1:03.862	1:40.488	55.588	114.6	3:00:15.186
47	1	3:42.936	1:01.757	1:43.459	57.720	113.1	3:03:58.122
48	1	3:34.657	1:01.837	1:38.413	54.407	117.5	3:07:32.779
49	1	3:35.783	1:00.416	1:39.842	55.525	116.8	3:11:08.562
50	1	3:33.308	1:01.187	1:38.802	53.319	118.2	3:14:41.870
51	1	3:39.264	1:00.684	1:38.184	1:00.396	115.0	3:18:21.134
52	1	4:03.707	1:03.386	1:45.370	1:14.951	103.5	3:22:24.841
53	1	4:39.443	1:17.091	1:59.937	1:22.415	90.2	3:27:04.284
54	1	4:51.262	1:24.117	2:02.045	1:25.100	86.6	3:31:55.546
55	1	4:50.310 B	1:25.892	2:00.696	1:23.722	86.9	3:36:45.856
56	1	6:28.648	4:03.554	1:31.477	53.617	64.9	3:43:14.504
57	1	3:20.577	58.546	1:29.344	52.687	125.7	3:46:35.081
58	1	3:20.352	59.443	1:28.928	51.981	125.8	3:49:55.433
59	1	3:18.892	57.442	1:28.944	52.506	126.8	3:53:14.325
60	1	3:18.862	57.753	1:27.687	53.422	126.8	3:56:33.187
61	1	3:14.188	57.212	1:26.349	50.627	129.8	3:59:47.375
62	1	3:20.024	57.538	1:29.223	53.263	126.1	4:03:07.399
63	1	3:21.886	57.925	1:32.426	51.535	124.9	4:06:29.285
64	1	3:17.132	56.670	1:29.312	51.150	127.9	4:09:46.417
65	1	3:15.621	56.728	1:27.045	51.848	128.9	4:13:02.038

52 1.Peter MÜLDER 2.Christian TRABER 3.Marc DEVIS — BIZZARRINI 5300 GT America — GTP+

Lap	D	Time	Sector 1	Sector 2	Sector 3	Kph	Elapsed
1	1	4:23.453	1:32.537	1:50.458	1:00.458	94.0	4:23.453
2	1	3:49.193	1:03.772	1:44.768	1:00.653	110.0	8:12.646
3	1	3:56.082	1:05.011	1:48.703	1:02.368	106.8	12:08.728
4	1	3:46.822	1:02.716	1:45.656	58.450	111.2	15:55.550
5	1	3:40.745	1:01.948	1:42.175	56.622	114.2	19:36.295
6	1	3:43.821	1:00.323	1:44.374	59.124	112.7	23:20.116
7	1	3:47.028	1:02.357	1:46.131	58.540	111.1	27:07.144
8	1	3:46.412	1:03.602	1:44.566	58.244	111.4	30:53.556
9	1	3:41.562	1:00.260	1:43.681	57.621	113.8	34:35.118
10	1	3:56.519	1:00.606	1:56.820	59.093	106.6	38:31.637
11	1	3:49.852	1:00.490	1:48.827	1:00.535	109.7	42:21.489
12	1	3:53.857	1:05.781	1:47.279	1:00.797	107.8	46:15.346
13	1	3:52.081	1:08.292	1:45.865	57.924	108.6	50:07.427
14	1	3:47.358	1:02.710	1:45.559	59.089	110.9	53:54.785
15	1	3:46.774	1:01.946	1:45.204	59.624	111.2	57:41.559
16	1	3:48.250	1:02.381	1:45.269	1:00.600	110.5	1:01:29.809
17	1	3:51.096	1:01.107	1:45.916	1:04.073	109.1	1:05:20.905
18	1	4:37.128	1:13.269	1:58.476	1:25.383	91.0	1:09:58.033
19	1	4:31.477 B	1:12.948	1:58.589	1:19.940	92.9	1:14:29.510
20	1	9:59.238	7:07.486	1:51.688	1:00.064	42.1	1:24:28.748
21	1	3:55.008	1:04.053	1:48.979	1:01.976	107.3	1:28:23.756
22	1	3:48.183	1:01.025	1:47.942	59.216	110.5	1:32:11.939
23	1	3:45.569	1:02.839	1:46.342	56.388	111.8	1:35:57.508
24	1	3:42.471	1:00.699	1:46.177	55.595	113.3	1:39:39.979
25	1	3:42.403	1:00.933	1:44.639	56.831	113.4	1:43:22.382
26	1	3:44.260	1:01.178	1:48.243	54.839	112.4	1:47:06.642
27	1	3:36.924	59.860	1:42.596	54.468	116.2	1:50:43.566
28	1	3:43.916	1:03.336	1:43.684	56.896	112.6	1:54:27.482
29	1	3:37.786	59.784	1:42.855	55.147	115.8	1:58:05.268
30	1	3:37.053	1:01.098	1:41.951	54.004	116.2	2:01:42.321
31	1	3:35.522	59.051	1:41.425	55.046	117.0	2:05:17.843

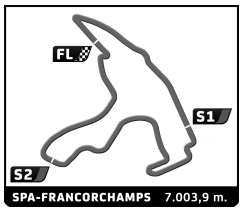

Spa Six Hours Endurance

SPA SIX HOURS

Race

Analysis

Personal Best | Session Best | **B** Crossing the finish line in pit lane

Lap	D	Time	Sector 1	Sector 2	Sector 3	Kph	Elapsed
32	1	3:40.908	59.629	1:42.878	58.401	114.1	2:08:58.751
33	1	3:37.900	59.522	1:42.864	55.514	115.7	2:12:36.651
34	1	3:37.121	1:00.616	1:42.233	54.272	116.1	2:16:13.772
35	1	3:33.984	59.268	1:40.960	53.756	117.8	2:19:47.756
36	1	3:34.084	59.063	1:40.603	54.418	117.8	2:23:21.840
37	1	3:33.265	59.930	1:39.561	53.774	118.2	2:26:55.105
38	1	3:32.396	57.967	1:38.324	56.105	118.7	2:30:27.501
39	1	3:32.362	58.178	1:39.456	54.728	118.7	2:33:59.863
40	1	3:30.041	58.162	1:39.032	52.847	120.0	2:37:29.904
41	1	3:33.716	58.596	1:41.814	53.306	118.0	2:41:03.620
42	1	3:24.594	57.519	1:36.062	51.013	123.2	2:44:28.214
43	1	3:32.214	59.258	1:37.179	55.777	118.8	2:48:00.428
44	1	3:20.707	55.645	1:34.537	50.525	125.6	2:51:21.135
45	1	3:21.556	56.138	1:33.986	51.432	125.1	2:54:42.691
46	1	3:30.576 **B**	56.591	1:33.617	1:00.368	119.7	2:58:13.267
47	1	10:31.674	7:58.417	1:38.030	55.227	39.9	3:08:44.941
48	1	3:24.593	56.453	1:34.333	53.807	123.2	3:12:09.534
49	1	3:20.069	55.837	1:32.669	51.563	126.0	3:15:29.603
50	1	3:24.267	57.026	1:34.852	52.389	123.4	3:18:53.870
51	1	3:42.918	58.027	1:36.721	1:08.170	113.1	3:22:36.788
52	1	4:37.721	1:13.466	1:59.108	1:25.147	90.8	3:27:14.509
53	1	4:49.315	1:23.300	1:59.125	1:26.890	87.2	3:32:03.824
54	1	4:36.079	1:24.595	1:58.888	1:12.596	91.3	3:36:39.903
55	1	3:55.989	1:11.897	1:50.065	54.027	106.8	3:40:35.892
56	1	3:19.555	56.689	1:31.172	51.694	126.4	3:43:55.447
57	1	3:21.036	56.988	1:32.609	51.439	125.4	3:47:16.483
58	1	3:30.977	58.724	1:38.914	53.339	119.5	3:50:47.460
59	1	3:46.573 **B**	1:00.605	1:39.818	1:06.150	111.3	3:54:34.033
60	1	5:37.593	3:16.250	1:29.516	51.827	74.7	4:00:11.626
61	1	3:16.197	56.676	1:28.262	51.259	128.5	4:03:27.823
62	1	3:16.521	54.602	1:30.984	50.935	128.3	4:06:44.344
63	1	3:16.022	53.055	1:30.530	52.437	128.6	4:10:00.366
64	1	3:09.862	52.316	1:26.763	50.783	132.8	4:13:10.228

54 1.Eric DOUART 2.Guy CHRIQUI — JAGUAR E Type Semi-Lightweight GTS12

Lap	D	Time	Sector 1	Sector 2	Sector 3	Kph	Elapsed
1	1	4:03.375	1:21.307	1:43.507	58.561	101.8	4:03.375
2	1	3:37.723	58.438	1:43.416	55.869	115.8	7:41.098
3	1	3:33.230	56.341	1:41.356	55.533	118.2	11:14.328
4	1	3:36.345	58.445	1:42.107	55.793	116.5	14:50.673
5	1	3:59.775 **B**	59.650	1:47.095	1:13.030	105.2	18:50.448
6	1	8:06.452	5:24.076	1:43.445	58.931	51.8	26:56.900
7	1	3:42.390	1:00.485	1:44.954	56.951	113.4	30:39.290
8	1	3:40.474	1:00.448	1:43.724	56.302	114.4	34:19.764
9	1	3:40.713	58.836	1:43.544	58.333	114.2	38:00.477
10	1	3:39.407	58.715	1:43.437	57.255	114.9	41:39.884
11	1	3:39.901	59.943	1:43.262	56.696	114.7	45:19.785
12	1	3:37.920	58.343	1:42.573	57.004	115.7	48:57.705
13	1	3:36.170	58.574	1:42.082	55.514	116.6	52:33.875
14	1	3:36.450	57.965	1:42.894	55.591	116.5	56:10.325
15	1	3:37.129	58.532	1:42.195	56.402	116.1	59:47.454
16	1	3:39.690	59.768	1:43.417	56.505	114.8	1:03:27.144
17	1	4:22.507 **B**	1:06.995	1:51.497	1:24.015	96.1	1:07:49.651
18	1	8:02.113	4:49.847	2:05.049	1:07.217	52.3	1:15:51.764
19	1	4:02.174	1:06.992	1:53.672	1:01.510	104.1	1:19:53.938
20	1	3:53.228	1:04.303	1:48.478	1:00.447	108.1	1:23:47.166
21	1	4:01.306	1:07.309	1:51.232	1:02.765	104.5	1:27:48.472
22	1	3:58.223	1:05.469	1:50.430	1:02.324	105.8	1:31:46.695

56 1.Mark MIDGLEY 2.Richard LONGDON 3.Andrew HAYDEN — MG B GTS11

Lap	D	Time	Sector 1	Sector 2	Sector 3	Kph	Elapsed
1	1	5:02.951	2:10.408	1:50.228	1:02.315	81.8	5:02.951
2	1	4:06.026	1:08.313	1:51.736	1:05.977	102.5	9:08.977
3	1	3:59.706	1:06.535	1:49.624	1:03.547	105.2	13:08.683
4	1	4:03.504	1:10.296	1:51.962	1:01.246	103.5	17:12.187
5	1	4:09.090	1:09.212	1:58.409	1:01.469	101.2	21:21.277
6	1	4:09.460	1:07.577	1:58.344	1:03.539	101.1	25:30.737
7	1	4:07.985	1:12.759	1:52.741	1:02.485	101.7	29:38.722
8	1	4:07.634	1:08.926	1:55.133	1:03.575	101.8	33:46.356
9	1	4:04.737	1:11.355	1:50.861	1:02.521	103.0	37:51.093
10	1	4:10.315	1:07.408	1:54.214	1:08.693	100.7	42:01.408
11	1	4:09.669	1:10.422	1:55.582	1:03.665	101.0	46:11.077
12	1	4:05.807	1:10.490	1:53.872	1:01.445	102.6	50:16.884
13	1	4:05.388	1:09.582	1:51.955	1:03.851	102.8	54:22.272
14	1	4:02.879	1:07.395	1:53.066	1:02.418	103.8	58:25.151
15	1	3:58.705	1:09.187	1:49.794	59.724	105.6	1:02:23.856
16	1	4:03.203	1:06.909	1:51.769	1:04.525	103.7	1:06:27.059
17	1	4:18.023	1:10.313	1:51.284	1:16.426	97.7	1:10:45.082
18	1	4:55.607	1:41.686	2:08.504	1:05.417	85.3	1:15:40.689
19	1	3:59.126	1:06.661	1:49.126	1:03.339	105.4	1:19:39.815
20	1	3:53.807	1:07.850	1:46.143	59.814	107.8	1:23:33.622
21	1	3:56.225	1:05.741	1:49.480	1:01.004	106.7	1:27:29.847
22	1	3:56.816	1:07.799	1:49.198	59.819	106.5	1:31:26.663
23	1	3:53.908	1:06.168	1:47.096	1:00.644	107.8	1:35:20.571
24	1	4:00.104	1:05.909	1:49.437	1:04.758	105.0	1:39:20.675
25	1	3:57.082	1:07.182	1:49.529	1:00.371	106.4	1:43:17.757
26	1	4:08.261	1:09.261	1:54.659	1:04.341	101.6	1:47:26.018
27	1	4:04.688	1:10.545	1:52.147	1:01.996	103.0	1:51:30.706
28	1	4:12.944 **B**	1:08.050	1:52.971	1:11.923	99.7	1:55:43.650
29	1	11:16.569	8:22.590	1:53.642	1:00.337	37.3	2:07:00.219
30	1	4:01.216	1:10.202	1:50.749	1:00.265	104.5	2:11:01.435
31	1	3:54.091	1:07.610	1:47.851	58.630	107.7	2:14:55.526
32	1	3:55.967	1:07.128	1:49.319	59.520	106.9	2:18:51.493
33	1	3:52.421	1:07.121	1:46.037	59.263	108.5	2:22:43.914
34	1	3:51.982	1:05.573	1:46.764	59.645	108.7	2:26:35.896
35	1	3:52.638	1:05.598	1:47.356	59.684	108.4	2:30:28.534
36	1	3:48.776	1:05.743	1:45.705	57.328	110.2	2:34:17.310
37	1	3:47.173	1:04.199	1:44.024	58.950	111.0	2:38:04.483
38	1	3:51.217	1:05.512	1:46.290	59.415	109.0	2:41:55.700
39	1	3:45.947	1:05.343	1:42.795	57.809	111.6	2:45:41.647
40	1	3:45.687	1:04.619	1:43.732	57.336	111.7	2:49:27.334
41	1	3:46.520	1:05.025	1:44.045	57.450	111.3	2:53:13.854
42	1	3:42.821	1:05.866	1:39.856	57.099	113.2	2:56:56.675
43	1	3:42.832	1:03.919	1:42.270	56.643	113.2	3:00:39.507
44	1	3:34.639	1:02.667	1:36.504	55.468	117.5	3:04:14.146
45	1	3:46.066	1:05.503	1:41.951	58.612	111.5	3:08:00.212
46	1	3:40.017	1:03.447	1:40.237	56.333	114.6	3:11:40.229
47	1	3:43.077	1:02.654	1:44.824	55.599	113.0	3:15:23.306
48	1	3:37.874	1:01.885	1:40.046	55.943	115.7	3:19:01.180
49	1	3:51.718	1:07.400	1:40.773	1:03.545	108.8	3:22:52.898
50	1	4:29.260	1:05.002	1:58.636	1:25.622	93.6	3:27:22.158
51	1	4:45.682	1:20.207	1:58.557	1:26.918	88.3	3:32:07.840
52	1	4:36.619	1:25.027	1:57.415	1:14.177	91.2	3:36:44.459
53	1	3:57.911	1:09.963	1:51.775	56.173	106.0	3:40:42.370
54	1	3:51.506	1:03.116	1:49.210	59.180	108.9	3:44:33.876
55	1	3:36.561	1:03.128	1:38.520	54.913	116.4	3:48:10.437

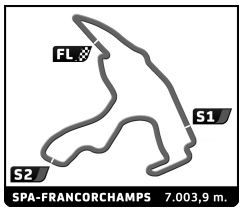

Spa Six Hours Endurance

SPA SIX HOURS

Race

Analysis

Personal Best | Session Best | **B** Crossing the finish line in pit lane

57 — 1.Robin WARD / 2.Nick CHESTER — FORD Falcon CT10

Lap	D	Time	Sector 1	Sector 2	Sector 3	Kph	Elapsed
56	1	3:28.720	1:02.341	1:32.737	53.642	120.8	3:51:39.157
57	1	3:32.797	1:02.570	1:33.893	56.334	118.5	3:55:11.954
58	1	4:03.146 B	1:05.981	1:45.131	1:12.034	103.7	3:59:15.100
59	1	12:43.676	9:55.615	1:49.484	58.577	33.0	4:11:58.776

58 — 1.Katarina KYVALOVA / 2.Jamie CHADWICK — JAGUAR E Type GTS12

Lap	D	Time	Sector 1	Sector 2	Sector 3	Kph	Elapsed
1	1	4:04.100	1:24.193	1:42.326	57.581	101.5	4:04.100
2	1	3:32.422	57.631	1:39.947	54.844	118.7	7:36.522
3	1	3:31.713	57.912	1:40.126	53.675	119.1	11:08.235
4	1	3:29.501	56.650	1:39.593	53.258	120.4	14:37.736
1	1	3:48.341	1:12.257	1:40.889	55.195	108.5	3:48.341
2	1	3:30.302	57.380	1:38.487	54.435	119.9	7:18.643
3	1	3:27.676	56.664	1:37.647	53.365	121.4	10:46.319
4	1	3:27.304	55.452	1:39.159	52.693	121.6	14:13.623
5	1	3:26.371	55.790	1:38.050	52.531	122.2	17:39.994
6	1	3:29.261	55.785	1:40.003	53.473	120.5	21:09.255
7	1	3:29.405	55.724	1:38.925	54.756	120.4	24:38.660
8	1	3:30.808	57.138	1:39.379	54.291	119.6	28:09.468
9	1	3:29.594	56.591	1:37.625	55.378	120.3	31:39.062
10	1	3:35.721	56.773	1:41.538	57.410	116.9	35:14.783
11	1	3:31.696	57.468	1:39.422	54.806	119.1	38:46.479
12	1	3:35.268	56.853	1:40.153	58.262	117.1	42:21.747
13	1	3:36.439	1:00.949	1:41.539	53.951	116.5	45:58.186
14	1	3:33.250	56.882	1:40.406	55.962	118.2	49:31.436
15	1	3:30.222	56.196	1:40.045	53.981	119.9	53:01.658
16	1	3:31.500	57.948	1:38.620	54.932	119.2	56:33.158
17	1	3:31.554	56.700	1:40.942	53.912	119.2	1:00:04.712
18	1	3:32.029	55.866	1:39.551	56.612	118.9	1:03:36.741
19	1	4:07.946	1:06.433	1:49.519	1:11.994	101.7	1:07:44.687
20	1	4:05.844	1:10.830	1:52.494	1:02.520	102.6	1:11:50.531
21	1	4:13.158	1:07.772	2:09.198	56.188	99.6	1:16:03.689
22	1	3:32.978	55.678	1:41.519	55.781	118.4	1:19:36.667
23	1	3:30.300	56.731	1:39.730	53.839	119.9	1:23:06.967
24	1	3:31.067	55.468	1:41.439	54.160	119.5	1:26:38.034
25	1	3:31.764	57.721	1:39.839	54.204	119.1	1:30:09.798
26	1	3:29.604	56.143	1:39.644	53.817	120.3	1:33:39.402
27	1	3:30.521	57.724	1:38.942	53.855	119.8	1:37:09.923
28	1	3:31.896	56.815	1:39.778	55.303	119.0	1:40:41.819
29	1	3:29.725	57.127	1:38.824	53.774	120.2	1:44:11.544
30	1	3:29.267	55.309	1:40.669	53.289	120.5	1:47:40.811
31	1	3:30.116	56.315	1:40.426	53.375	120.0	1:51:10.927
32	1	3:25.019	56.841	1:35.936	52.242	123.0	1:54:35.946
33	1	3:25.715	55.921	1:37.047	52.747	122.6	1:58:01.661
34	1	3:25.173	55.956	1:35.763	53.454	122.9	2:01:26.834
35	1	3:28.035	56.751	1:37.912	53.372	121.2	2:04:54.869
36	1	3:30.245	55.235	1:38.096	56.914	119.9	2:08:25.114
37	1	3:31.224	58.304	1:39.056	53.864	119.4	2:11:56.338
38	1	4:41.352 B	56.714	1:40.381	2:04.257	89.6	2:16:37.690
39	1	11:14.612	8:28.678	1:46.498	59.436	37.4	2:27:52.302
40	1	3:49.252	1:02.262	1:49.045	57.945	110.0	2:31:41.554
41	1	3:48.085	1:03.093	1:47.852	57.140	110.5	2:35:29.639
42	1	3:43.306	1:00.259	1:46.950	56.097	112.9	2:39:12.945
43	1	3:43.071	1:01.215	1:45.812	56.044	113.0	2:42:56.016
44	1	3:40.823	1:00.293	1:43.053	57.477	114.2	2:46:36.839
45	1	3:37.332	1:00.025	1:41.241	56.066	116.0	2:50:14.171
46	1	3:39.715	1:02.233	1:42.750	54.732	114.8	2:53:53.886
47	1	3:34.706	1:02.283	1:38.208	54.215	117.4	2:57:28.592
48	1	3:26.087	56.483	1:36.422	53.182	122.3	3:00:54.679
49	1	3:27.420	57.906	1:36.677	52.837	121.6	3:04:22.099
50	1	3:27.717	56.732	1:37.623	53.362	121.4	3:07:49.816
51	1	3:22.875	56.546	1:34.833	51.496	124.3	3:11:12.691
52	1	3:22.860	55.699	1:32.036	55.125	124.3	3:14:35.551
53	1	3:21.224	55.484	1:32.746	52.994	125.3	3:17:56.775
54	1	3:23.376	54.733	1:32.578	56.065	124.0	3:21:20.151
55	1	4:10.886	1:06.777	1:38.423	1:25.686	100.5	3:25:31.037
56	1	4:46.557	1:20.420	2:03.269	1:22.868	88.0	3:30:17.594
57	1	4:36.665	1:15.489	2:04.306	1:16.870	91.1	3:34:54.259
58	1	4:31.103	1:20.201	2:04.028	1:06.874	93.0	3:39:25.362
59	1	3:21.786	56.435	1:31.917	53.434	125.0	3:42:47.148
60	1	3:26.100	58.396	1:34.391	53.313	122.3	3:46:13.248
61	1	3:17.430	55.940	1:31.886	49.604	127.7	3:49:30.678
62	1	3:14.634	53.880	1:29.597	51.157	129.5	3:52:45.312
63	1	3:15.692	55.442	1:31.349	48.901	128.8	3:56:01.004
64	1	3:09.682	53.122	1:27.033	49.527	132.9	3:59:10.686
65	1	3:10.538	53.767	1:27.154	49.617	132.3	4:02:21.224
66	1	3:11.299	54.487	1:27.633	49.179	131.8	4:05:32.523
67	1	3:28.789 B	55.061	1:29.127	1:04.601	120.8	4:09:01.312
68	1	5:36.404	3:10.313	1:35.992	50.099	75.0	4:14:37.716

61 — 1.Arnold HERREMAN / 2.Jean-Paul HERREMAN / 3.Harold HERREMAN — MG B GTS11

Lap	D	Time	Sector 1	Sector 2	Sector 3	Kph	Elapsed
1	1	5:43.901	2:54.219	1:48.451	1:01.231	72.0	5:43.901
2	1	3:49.681	1:05.526	1:44.882	59.273	109.8	9:33.582
3	1	3:52.317	1:04.029	1:48.129	1:00.159	108.5	13:25.899
4	1	3:47.479	1:04.708	1:44.374	58.397	110.8	17:13.378
5	1	3:53.292	1:06.297	1:46.385	1:00.610	108.1	21:06.670
6	1	3:53.408	1:04.837	1:46.693	1:01.878	108.0	25:00.078
7	1	3:50.423	1:05.251	1:45.413	59.759	109.4	28:50.501
8	1	3:56.224	1:05.152	1:46.398	1:04.674	106.7	32:46.725
9	1	3:54.499	1:07.393	1:46.629	1:00.477	107.5	36:41.224
10	1	3:54.549	1:05.398	1:46.813	1:02.338	107.5	40:35.773
11	1	3:55.716	1:05.648	1:49.351	1:00.717	107.0	44:31.489
12	1	3:55.565	1:07.428	1:47.559	1:00.578	107.0	48:27.054
13	1	3:53.195	1:05.973	1:47.297	59.925	108.1	52:20.249
14	1	3:56.668	1:05.138	1:49.351	1:02.179	106.5	56:16.917
15	1	3:54.709	1:04.835	1:48.886	1:00.988	107.4	1:00:11.626
16	1	3:52.472	1:04.461	1:46.934	1:01.077	108.5	1:04:04.098
17	1	5:15.032 B	1:18.724	2:21.525	1:34.783	80.0	1:09:19.130
18	1	6:24.826	3:16.589	2:02.741	1:05.496	65.5	1:15:43.956
19	1	4:06.754	1:10.798	1:53.005	1:02.951	102.2	1:19:50.710
20	1	4:01.190	1:07.911	1:50.472	1:02.807	104.5	1:23:51.900
21	1	4:00.800	1:08.226	1:50.296	1:02.278	104.7	1:27:52.700
22	1	3:56.571	1:07.870	1:47.178	1:01.523	106.6	1:31:49.271
23	1	4:01.226	1:07.425	1:51.337	1:02.464	104.5	1:35:50.497
24	1	3:55.408	1:06.454	1:49.012	59.942	107.1	1:39:45.905
25	1	3:53.151	1:05.390	1:46.698	1:01.063	108.1	1:43:39.056
26	1	3:56.010	1:08.711	1:47.079	1:00.220	106.8	1:47:35.066
27	1	3:57.085	1:07.494	1:46.857	1:02.734	106.4	1:51:32.151
28	1	3:56.050	1:06.816	1:47.438	1:01.796	106.8	1:55:28.201
29	1	3:58.886	1:06.634	1:50.628	1:01.624	105.5	1:59:27.087
30	1	3:55.013	1:06.042	1:48.200	1:00.771	107.3	2:03:22.100

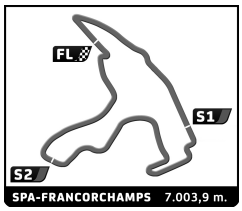

Spa Six Hours Endurance
SPA SIX HOURS
Race
Analysis

Personal Best | Session Best | **B** Crossing the finish line in pit lane

Lap	D	Time	Sector 1	Sector 2	Sector 3	Kph	Elapsed
31	1	3:50.933	1:05.222	1:45.498	1:00.213	109.2	2:07:13.033
32	1	3:53.875	1:05.129	1:47.378	1:01.368	107.8	2:11:06.908
33	1	3:50.883	1:04.987	1:45.986	59.910	109.2	2:14:57.791
34	1	4:03.332 B	1:05.720	1:46.918	1:10.694	103.6	2:19:01.123
35	1	12:55.508	...	1:47.866	1:01.354	32.5	2:31:56.631
36	1	3:55.657	1:07.790	1:47.210	1:00.657	107.0	2:35:52.288
37	1	3:55.146	1:07.257	1:47.635	1:00.254	107.2	2:39:47.434
38	1	3:50.037	1:06.310	1:44.353	59.374	109.6	2:43:37.471
39	1	11:16.330 B	1:06.318	8:24.841	1:45.171	37.3	2:54:53.801
40	1	8:12.463	5:30.480	1:43.539	58.444	51.2	3:03:06.264
41	1	3:43.047	1:05.536	1:40.762	56.749	113.0	3:06:49.311
42	1	3:37.372	1:03.533	1:37.497	56.342	116.0	3:10:26.683
43	1	3:35.930	1:03.307	1:37.199	55.424	116.8	3:14:02.613
44	1	3:33.974	1:02.817	1:35.735	55.422	117.8	3:17:36.587
45	1	3:42.849	1:02.434	1:38.638	1:01.777	113.1	3:21:19.436
46	1	4:10.223	1:06.121	1:38.754	1:25.348	100.8	3:25:29.659
47	1	4:46.830	1:20.674	2:03.447	1:22.709	87.9	3:30:16.489
48	1	4:36.927	1:15.727	2:04.527	1:16.673	91.0	3:34:53.416
49	1	4:39.923 B	1:19.025	2:05.630	1:15.268	90.1	3:39:33.339
50	1	5:19.048	2:44.188	1:39.618	55.242	79.0	3:44:52.387
51	1	3:30.731	1:01.294	1:35.220	54.217	119.7	3:48:23.118
52	1	3:29.250	1:00.219	1:33.814	55.217	120.5	3:51:52.368
53	1	3:29.809	1:00.963	1:32.175	56.671	120.2	3:55:22.177
54	1	3:29.183	59.979	1:35.368	53.836	120.5	3:58:51.360
55	1	3:29.985	1:00.891	1:35.327	53.767	120.1	4:02:21.345
56	1	3:26.173	1:00.347	1:31.365	54.461	122.3	4:05:47.518
57	1	3:27.752	59.367	1:34.418	53.967	121.4	4:09:15.270
58	1	3:29.729	1:00.877	1:34.459	54.393	120.2	4:12:44.999

62 1.Michel DUPONT 2.Philippe LAMBILLIOTTE — TVR Griffith GTS12

Lap	D	Time	Sector 1	Sector 2	Sector 3	Kph	Elapsed
1	1	4:11.172	1:20.661	1:49.403	1:01.108	98.6	4:11.172
2	1	4:00.463	1:03.119	1:54.007	1:03.337	104.9	8:11.635
3	1	3:56.010	1:05.325	1:48.563	1:02.122	106.8	12:07.645
4	1	3:51.217	1:02.654	1:45.987	1:02.576	109.0	15:58.862
5	1	3:50.538	1:03.333	1:46.667	1:00.538	109.4	19:49.400
6	1	3:51.699	1:02.537	1:48.489	1:00.673	108.8	23:41.099
7	1	3:51.352	1:02.650	1:49.258	59.444	109.0	27:32.451
8	1	3:52.664	1:04.748	1:48.413	59.503	108.4	31:25.115
9	1	3:54.645	1:01.037	1:50.447	1:03.161	107.5	35:19.760
10	1	4:54.588	1:07.227	2:42.654	1:04.707	85.6	40:14.348
11	1	4:11.258	1:08.206	1:53.931	1:09.121	100.4	44:25.606
12	1	4:15.145	1:11.036	1:53.906	1:10.203	98.8	48:40.751
13	1	4:08.716	1:07.000	1:56.158	1:05.558	101.4	52:49.467
14	1	4:18.186	1:09.593	1:56.932	1:11.661	97.7	57:07.653
15	1	4:31.470 B	1:10.818	2:03.325	1:17.327	92.9	1:01:39.123
16	1	7:44.265	3:54.673	2:18.325	1:31.267	54.3	1:09:23.388
17	1	4:34.433	1:20.357	2:00.037	1:14.039	91.9	1:13:57.821
18	1	4:22.030	1:13.503	2:01.668	1:06.859	96.2	1:18:19.851
19	1	4:16.275	1:11.039	1:59.710	1:05.526	98.4	1:22:36.126
20	1	4:17.716	1:09.791	2:01.470	1:06.455	97.8	1:26:53.842
21	1	4:09.317	1:07.088	1:58.123	1:04.106	101.1	1:31:03.159
22	1	4:04.729	1:05.320	1:55.466	1:03.943	103.0	1:35:07.888
23	1	4:12.302	1:08.128	1:58.740	1:05.434	99.9	1:39:20.190
24	1	4:16.589	1:11.287	1:59.799	1:05.503	98.3	1:43:36.779
25	1	4:21.215	1:11.148	2:03.171	1:06.896	96.5	1:47:57.994
26	1	4:25.496	1:12.952	2:02.899	1:09.645	95.0	1:52:23.490
27	1	4:15.170	1:09.057	2:00.420	1:05.693	98.8	1:56:38.660
28	1	4:18.318	1:11.011	2:00.575	1:06.732	97.6	2:00:56.978
29	1	4:12.077	1:09.407	1:58.620	1:04.050	100.0	2:05:09.055
30	1	4:09.664	1:06.685	1:58.021	1:04.958	101.0	2:09:18.719
31	1	4:13.824	1:06.089	2:01.047	1:06.688	99.3	2:13:32.543
32	1	4:17.527	1:09.891	1:58.751	1:08.885	97.9	2:17:50.070
33	1	4:07.699	1:07.487	1:55.611	1:04.601	101.8	2:21:57.769
34	1	4:05.631	1:07.459	1:56.056	1:02.116	102.7	2:26:03.400
35	1	4:05.037	1:06.123	1:56.268	1:02.646	102.9	2:30:08.437
36	1	3:58.357	1:03.403	1:53.753	1:01.201	105.8	2:34:06.794
37	1	4:05.258	1:07.103	1:57.013	1:01.142	102.8	2:38:12.052
38	1	4:00.933	1:03.791	1:55.599	1:01.543	104.7	2:42:12.985
39	1	3:54.273	1:03.715	1:50.946	59.612	107.6	2:46:07.258
40	1	4:12.159 B	1:05.720	1:54.098	1:12.341	100.0	2:50:19.417
41	1	11:10.832	8:28.785	1:44.785	57.262	37.6	3:01:30.249
42	1	3:36.886	1:08.036	1:37.197	51.653	116.3	3:05:07.135
43	1	3:23.447	56.549	1:33.806	53.092	123.9	3:08:30.582
44	1	3:22.534	55.057	1:34.822	52.655	124.5	3:11:53.116
45	1	3:26.029	55.414	1:37.728	52.887	122.4	3:15:19.145
46	1	3:20.494	53.719	1:33.930	52.845	125.8	3:18:39.639
47	1	3:52.073	54.155	1:39.974	1:17.944	108.6	3:22:31.712
48	1	4:39.503	1:15.570	1:59.704	1:24.229	90.2	3:27:11.215
49	1	4:49.433	1:21.271	2:01.267	1:26.895	87.1	3:32:00.648
50	1	4:36.196	1:24.155	2:00.746	1:11.295	91.3	3:36:36.844
51	1	3:53.104	1:12.325	1:49.826	50.953	108.2	3:40:29.948
52	1	3:15.469	53.432	1:31.926	50.111	129.0	3:43:45.417
53	1	3:16.522	52.035	1:34.367	50.120	128.3	3:47:01.939
54	1	3:14.156	52.534	1:31.626	49.996	129.9	3:50:16.095
55	1	3:12.061	52.014	1:30.782	49.265	131.3	3:53:28.156
56	1	3:13.916	52.907	1:31.088	49.921	130.0	3:56:42.072
57	1	3:13.848	52.918	1:31.977	48.953	130.1	3:59:55.920
58	1	3:11.492	52.190	1:27.840	51.462	131.7	4:03:07.412
59	1	3:14.310	52.940	1:30.932	50.438	129.8	4:06:21.722
60	1	3:13.171	51.856	1:30.359	50.956	130.5	4:09:34.893
61	1	3:12.919	51.873	1:30.103	50.943	130.7	4:12:47.812

63 1.Lukas HALUSA 2.Niklas HALUSA 3.John MEGRUE — JAGUAR E Type GTS12

Lap	D	Time	Sector 1	Sector 2	Sector 3	Kph	Elapsed
1	1	3:59.121	1:13.314	1:47.072	58.735	103.6	3:59.121
2	1	3:39.610	59.827	1:44.843	54.940	114.8	7:38.731
3	1	3:36.905	58.012	1:43.209	55.684	116.2	11:15.636
4	1	3:35.548	58.562	1:42.413	54.573	117.0	14:51.184
5	1	3:32.815	57.538	1:41.245	54.032	118.5	18:23.999
6	1	3:35.280	57.562	1:43.253	54.465	117.1	21:59.279
7	1	3:34.956	56.253	1:43.377	55.326	117.3	25:34.235
8	1	3:35.607	58.124	1:42.367	55.116	116.9	29:09.842
9	1	3:37.599	57.609	1:42.969	57.021	115.9	32:47.441
10	1	3:36.268	58.361	1:42.304	55.603	116.6	36:23.709
11	1	3:39.152	57.495	1:45.948	55.709	115.1	40:02.861
12	1	3:42.721	1:00.697	1:43.064	58.960	113.2	43:45.582
13	1	3:37.977	59.518	1:43.174	55.285	115.7	47:23.559
14	1	3:35.450	58.145	1:42.018	55.287	117.0	50:59.009
15	1	3:35.372	57.808	1:43.209	54.355	117.1	54:34.381
16	1	3:35.060	57.825	1:41.609	55.626	117.2	58:09.441
17	1	3:35.771	58.403	1:43.069	54.299	116.9	1:01:45.212
18	1	4:01.871	57.968	1:48.325	1:15.578	104.2	1:05:47.083
19	1	4:40.658	1:22.293	1:59.882	1:18.483	89.8	1:10:27.741
20	1	4:42.439	1:40.312	2:06.426	55.701	89.3	1:15:10.180
21	1	3:37.912	57.578	1:42.872	57.462	115.7	1:18:48.092

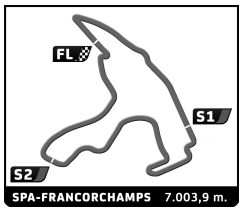

Spa Six Hours Endurance

SPA SIX HOURS

Race

Analysis

Personal Best | Session Best | B Crossing the finish line in pit lane

Lap	D	Time	Sector 1	Sector 2	Sector 3	Kph	Elapsed
22	1	3:35.995	58.748	1:40.977	56.270	116.7	1:22:24.087
23	1	3:34.081	56.926	1:42.061	55.094	117.8	1:25:58.168
24	1	3:33.137	56.644	1:41.837	54.656	118.3	1:29:31.305
25	1	3:34.209	57.801	1:41.779	54.629	117.7	1:33:05.514
26	1	3:37.820	58.124	1:44.279	55.417	115.8	1:36:43.334
27	1	3:34.552	57.084	1:42.150	55.318	117.5	1:40:17.886
28	1	3:39.733	58.147	1:45.268	56.318	114.7	1:43:57.619
29	1	3:39.118	58.355	1:44.805	55.958	115.1	1:47:36.737
30	1	3:38.056	58.758	1:44.942	54.356	115.6	1:51:14.793
31	1	3:37.050	57.815	1:44.211	55.024	116.2	1:54:51.843
32	1	3:47.623 B	59.445	1:44.273	1:03.905	110.8	1:58:39.466
33	1	5:32.931	2:51.561	1:44.206	57.164	75.7	2:04:12.397
34	1	3:44.467	1:00.240	1:45.095	59.132	112.3	2:07:56.864
35	1	3:40.570	59.455	1:43.814	57.301	114.3	2:11:37.434
36	1	3:33.934	59.854	1:39.896	54.184	117.9	2:15:11.368
37	1	3:35.878	58.400	1:40.527	56.951	116.8	2:18:47.246
38	1	3:35.418	58.892	1:40.019	56.507	117.0	2:22:22.664
39	1	3:33.070	58.334	1:39.990	54.746	118.3	2:25:55.734
40	1	3:36.018	57.972	1:41.721	56.325	116.7	2:29:31.752
41	1	3:27.285	57.790	1:36.839	52.656	121.6	2:32:59.037
42	1	3:26.498	57.029	1:37.691	51.778	122.1	2:36:25.535
43	1	3:29.024	56.892	1:40.475	51.657	120.6	2:39:54.559
44	1	3:25.561	57.658	1:37.554	50.349	122.7	2:43:20.120
45	1	3:24.570	58.228	1:35.406	50.936	123.3	2:46:44.690
46	1	3:19.893	55.674	1:33.603	50.616	126.1	2:50:04.583
47	1	3:16.023	55.206	1:31.945	48.872	128.6	2:53:20.606
48	1	3:25.302	56.349	1:37.064	51.889	122.8	2:56:45.908
49	1	3:18.754	55.587	1:33.881	49.286	126.9	3:00:04.662
50	1	3:15.090	54.702	1:31.359	49.029	129.2	3:03:19.752
51	1	3:17.476	55.138	1:34.150	48.188	127.7	3:06:37.228
52	1	3:14.531	55.808	1:29.228	49.495	129.6	3:09:51.759
53	1	3:12.877	53.440	1:29.861	49.576	130.7	3:13:04.636
54	1	3:13.481	53.103	1:31.003	49.375	130.3	3:16:18.117
55	1	3:12.574	52.826	1:28.916	50.832	130.9	3:19:30.691
56	1	3:47.786	1:03.176	1:39.260	1:05.350	110.7	3:23:18.477
57	1	4:23.231	1:06.557	1:44.590	1:32.084	95.8	3:27:41.708
58	1	4:44.163	1:13.001	1:56.956	1:34.206	88.7	3:32:25.871
59	1	4:32.321	1:20.988	1:53.607	1:17.726	92.6	3:36:58.192
60	1	3:53.863	1:11.245	1:44.700	57.918	107.8	3:40:52.055
61	1	3:15.163	54.321	1:29.924	50.918	129.2	3:44:07.218
62	1	3:11.850	53.314	1:27.588	50.948	131.4	3:47:19.068
63	1	3:14.199	55.272	1:28.099	50.828	129.8	3:50:33.267
64	1	3:12.541	53.240	1:27.616	51.685	131.0	3:53:45.808
65	1	3:08.217	52.871	1:26.888	48.458	134.0	3:56:54.025
66	1	3:25.702 B	54.020	1:27.251	1:04.431	122.6	4:00:19.727
67	1	9:42.038	7:13.249	1:35.564	53.225	43.3	4:10:01.765
68	1	3:11.812	54.376	1:27.279	50.157	131.5	4:13:13.577

64 1.Uwe KOLB 2.Didier DENAT — PORSCHE 911 GTS11

Lap	D	Time	Sector 1	Sector 2	Sector 3	Kph	Elapsed
1	1	5:20.084	2:37.465	1:42.374	1:00.245	77.4	5:20.084
2	1	3:43.121	1:03.200	1:41.358	58.563	113.0	9:03.205
3	1	3:38.776	1:01.159	1:41.291	56.326	115.3	12:41.981
4	1	3:39.310	1:00.595	1:42.312	56.403	115.0	16:21.291
5	1	3:40.852	1:02.807	1:41.663	56.382	114.2	20:02.143
6	1	3:41.484	1:00.909	1:42.643	57.932	113.8	23:43.627
7	1	3:43.308	1:01.938	1:44.776	56.594	112.9	27:26.935
8	1	3:42.278	1:03.440	1:41.650	57.188	113.4	31:09.213
9	1	3:38.406	59.980	1:41.539	56.887	115.4	34:47.619
10	1	3:43.972	1:01.821	1:42.924	59.227	112.6	38:31.591
11	1	3:45.621	1:02.515	1:44.403	58.703	111.8	42:17.212
12	1	3:43.678	1:02.426	1:43.697	57.555	112.7	46:00.890
13	1	3:41.958	1:01.612	1:43.239	57.107	113.6	49:42.848
14	1	3:40.803	1:02.764	1:41.059	56.980	114.2	53:23.651
15	1	3:40.141	1:01.221	1:41.902	57.018	114.5	57:03.792
16	1	3:40.692	1:02.818	1:42.013	55.861	114.3	1:00:44.484
17	1	3:40.993	1:02.705	1:40.760	57.528	114.1	1:04:25.477
18	1	5:00.427	1:10.822	2:19.072	1:30.533	83.9	1:09:25.904
19	1	4:32.760	1:22.363	1:57.582	1:12.815	92.4	1:13:58.664
20	1	3:40.687	1:02.321	1:41.990	56.376	114.3	1:17:39.351
21	1	3:46.822	1:00.044	1:48.663	58.115	111.2	1:21:26.173
22	1	3:39.196	1:00.730	1:41.978	56.488	115.0	1:25:05.369
23	1	3:37.818	1:00.030	1:41.662	56.126	115.8	1:28:43.187
24	1	3:37.633	1:00.167	1:41.709	55.757	115.9	1:32:20.820
25	1	3:37.974	1:00.079	1:41.445	56.450	115.7	1:35:58.794
26	1	3:41.111	1:00.926	1:42.692	57.493	114.0	1:39:39.905
27	1	3:40.003	1:01.868	1:41.781	56.354	114.6	1:43:19.908
28	1	3:37.782	1:01.681	1:40.672	55.429	115.8	1:46:57.690
29	1	3:35.754	59.335	1:41.307	55.112	116.9	1:50:33.444
30	1	3:36.578	1:00.105	1:40.567	55.906	116.4	1:54:10.022
31	1	3:37.832	1:00.949	1:40.853	56.030	115.8	1:57:47.854
32	1	3:37.505	1:00.848	1:40.634	56.023	115.9	2:01:25.359
33	1	3:38.176	1:00.286	1:40.980	56.910	115.6	2:05:03.535
34	1	3:41.726	1:00.465	1:40.562	1:00.699	113.7	2:08:45.261
35	1	3:37.664	1:00.243	1:40.872	56.549	115.8	2:12:22.925
36	1	3:39.597	1:03.224	1:40.025	56.348	114.8	2:16:02.522
37	1	3:44.567 B	1:00.366	1:39.349	1:04.852	112.3	2:19:47.089
38	1	13:37.076	...	1:47.445	1:06.417	30.9	2:33:24.165
39	1	3:59.220	1:05.775	1:52.493	1:00.952	105.4	2:37:23.385
40	1	3:56.514	1:06.911	1:49.131	1:00.472	106.6	2:41:19.899
41	1	3:54.983	1:04.733	1:48.766	1:01.484	107.3	2:45:14.882
42	1	3:54.562	1:03.763	1:48.805	1:01.994	107.5	2:49:09.444
43	1	3:47.938	1:03.697	1:44.799	59.442	110.6	2:52:57.382
44	1	3:50.062	1:04.250	1:47.062	58.750	109.6	2:56:47.444
45	1	3:42.709	1:02.695	1:43.008	57.006	113.2	3:00:30.153
46	1	3:40.451	1:02.330	1:41.465	56.656	114.4	3:04:10.604
47	1	3:38.617	1:02.085	1:39.805	56.727	115.3	3:07:49.221
48	1	3:43.180	1:03.872	1:42.056	57.252	113.0	3:11:32.401
49	1	3:40.150	1:01.515	1:41.840	56.795	114.5	3:15:12.551
50	1	3:39.620	1:01.584	1:39.520	58.516	114.8	3:18:52.171
51	1	3:47.302	1:04.455	1:40.144	1:02.703	110.9	3:22:39.473
52	1	4:35.862	1:11.763	1:59.023	1:25.076	91.4	3:27:15.335
53	1	4:49.212	1:23.895	1:58.694	1:26.623	87.2	3:32:04.547
54	1	4:36.231	1:24.904	1:58.383	1:12.944	91.3	3:36:40.778
55	1	4:03.632	1:12.023	1:51.896	59.713	103.5	3:40:44.410
56	1	3:47.132	1:02.697	1:45.592	58.843	111.0	3:44:31.542
57	1	3:44.724	1:04.405	1:41.243	59.076	112.2	3:48:16.266
58	1	3:38.352	1:01.681	1:38.563	58.108	115.5	3:51:54.618
59	1	3:41.899	1:03.049	1:41.039	57.811	113.6	3:55:36.517
60	1	3:43.434	1:03.824	1:43.032	56.578	112.8	3:59:19.951
61	1	3:41.704	1:03.040	1:41.114	57.550	113.7	4:03:01.655
62	1	3:41.802	1:02.387	1:40.499	58.916	113.7	4:06:43.457
63	1	3:46.617	1:04.718	1:42.028	59.871	111.3	4:10:30.074
64	1	3:46.558	1:04.572	1:42.735	59.251	111.3	4:14:16.632

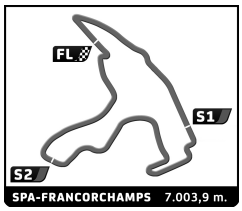

Spa Six Hours Endurance
SPA SIX HOURS
Race
Analysis

Personal Best | Session Best | **B** Crossing the finish line in pit lane

65 — 1.Nicholas RUDDELL, 2.Robert CROFTON, 3.Michael SQUIRE — FORD Mustang Notchback CT10

Lap	D	Time	Sector 1	Sector 2	Sector 3	Kph	Elapsed
1	1	4:13.726				97.6	4:13.726
2	1	3:45.756				111.7	7:59.482
3	1	3:40.513				114.3	11:39.995
4	1	3:42.900				113.1	15:22.895
5	1	3:37.476				115.9	19:00.371
6	1	3:41.683				113.7	22:42.054
7	1	3:41.396				113.9	26:23.450
8	1	3:45.341				111.9	30:08.791
9	1	3:41.389				113.9	33:50.180
10	1	3:43.485				112.8	37:33.665
11	1	3:41.080				114.0	41:14.745
12	1	3:47.205				111.0	45:01.950
13	1	3:45.328				111.9	48:47.278
14	1	3:41.786				113.7	52:29.064
15	1	3:42.863				113.1	56:11.927
16	1	3:41.785				113.7	59:53.712
17	1	3:41.098				114.0	1:03:34.810
18	1	4:06.548				102.3	1:07:41.358
19	1	3:59.119				105.4	1:11:40.477
20	1	4:16.859				98.2	1:15:57.336
21	1	3:43.857				112.6	1:19:41.193
22	1	3:43.212				113.0	1:23:24.405
23	1	3:42.077				113.5	1:27:06.482
24	1	3:45.432				111.8	1:30:51.914
25	1	3:43.476				112.8	1:34:35.390
26	1	3:41.535				113.8	1:38:16.925
27	1	3:45.224				112.0	1:42:02.149
28	1	3:46.168				111.5	1:45:48.317
29	1	3:45.236				111.9	1:49:33.553
30	1	3:46.049				111.5	1:53:19.602
31	1	3:44.199				112.5	1:57:03.801
32	1	3:50.002				109.6	2:00:53.803
33	1	4:04.378 **B**				103.2	2:04:58.181
34	1	10:15.509 **B**	7:07.734	1:48.115	1:19.660	41.0	2:15:13.690
35	1	5:23.996	2:40.294	1:45.294	58.408	77.8	2:20:37.686
36	1	3:41.789	1:00.222	1:44.175	57.392	113.7	2:24:19.475
37	1	3:42.275	1:00.812	1:45.029	56.434	113.4	2:28:01.750
38	1	3:41.244	1:00.654	1:44.389	56.201	114.0	2:31:42.994
39	1	3:40.464	59.419	1:44.022	57.023	114.4	2:35:23.458
40	1	3:39.333	59.925	1:42.955	56.453	115.0	2:39:02.791
41	1	3:35.251	58.981	1:42.192	54.078	117.1	2:42:38.042
42	1	3:34.868	59.437	1:39.726	55.705	117.3	2:46:12.910
43	1	3:31.437	58.914	1:38.124	54.399	119.3	2:49:44.347
44	1	3:32.235	58.646	1:38.912	54.677	118.8	2:53:16.582
45	1	3:35.600	59.128	1:40.550	55.922	116.9	2:56:52.182
46	1	3:32.774	58.702	1:39.020	55.052	118.5	3:00:24.956
47	1	3:29.553	56.542	1:39.005	54.006	120.3	3:03:54.509
48	1	3:24.169	57.883	1:33.752	52.534	123.5	3:07:18.678
49	1	3:24.025	55.775	1:34.978	53.272	123.6	3:10:42.703
50	1	3:23.822	55.847	1:35.097	52.878	123.7	3:14:06.525
51	1	3:22.835	57.250	1:33.386	52.199	124.3	3:17:29.360
52	1	3:36.063	55.673	1:39.436	1:00.954	116.7	3:21:05.423
53	1	4:14.044	1:06.724	1:40.153	1:27.167	99.3	3:25:19.467
54	1	4:49.413	1:21.682	2:06.944	1:20.787	87.1	3:30:08.880
55	1	4:36.549	1:16.223	2:07.063	1:13.263	91.2	3:34:45.429
56	1	4:35.043	1:21.218	2:07.636	1:06.189	91.7	3:39:20.472
57	1	3:32.208	57.824	1:40.229	54.155	118.8	3:42:52.680
58	1	3:23.734	56.159	1:34.312	53.263	123.8	3:46:16.414
59	1	3:33.191 **B**	56.581	1:35.640	1:00.970	118.3	3:49:49.605
60	1	21:45.296	...	1:32.781	50.614	19.3	4:11:34.901
61	1	3:10.100	53.785	1:26.364	49.951	132.6	4:14:45.001

67 — 1.Philippe VERMAST, 2.Charles KAUFFMAN, 3.Patrick WILWERT — FORD Falcon CT10

Lap	D	Time	Sector 1	Sector 2	Sector 3	Kph	Elapsed
1	1	4:15.623	1:34.544	1:44.227	56.852	96.9	4:15.623
2	1	3:34.609	59.047	1:41.369	54.193	117.5	7:50.232
3	1	3:31.691	57.138	1:40.298	54.255	119.1	11:21.923
4	1	3:33.148	57.243	1:40.875	55.030	118.3	14:55.071
5	1	3:31.646	56.951	1:40.733	53.962	119.1	18:26.717
6	1	3:33.502	57.359	1:41.498	54.645	118.1	22:00.219
7	1	3:34.777	56.159	1:43.170	55.448	117.4	25:34.996
8	1	3:35.613	58.528	1:41.740	55.345	116.9	29:10.609
9	1	3:38.070	57.312	1:43.410	57.348	115.6	32:48.679
10	1	3:44.664	59.803	1:49.643	55.218	112.2	36:33.343
11	1	3:35.770	56.580	1:42.426	56.764	116.9	40:09.113
12	1	3:40.080	59.243	1:43.530	57.307	114.6	43:49.193
13	1	3:40.594	1:01.490	1:43.693	55.411	114.3	47:29.787
14	1	3:40.479	1:00.305	1:43.233	56.941	114.4	51:10.266
15	1	3:39.168	57.951	1:44.301	56.916	115.0	54:49.434
16	1	3:39.486	59.215	1:43.690	56.581	114.9	58:28.920
17	1	3:36.528	58.572	1:42.895	55.061	116.4	1:02:05.448
18	1	3:52.952	57.089	1:46.531	1:09.332	108.2	1:05:58.400
19	1	4:36.038	1:22.575	1:55.610	1:17.853	91.3	1:10:34.438
20	1	4:46.455	1:42.795	2:05.112	58.548	88.0	1:15:20.893
21	1	3:34.549	57.558	1:42.182	54.809	117.5	1:18:55.442
22	1	3:36.004	57.469	1:41.164	57.371	116.7	1:22:31.446
23	1	3:36.673	1:00.255	1:41.435	54.983	116.4	1:26:08.119
24	1	3:33.956	57.683	1:40.720	55.553	117.8	1:29:42.075
25	1	3:34.642	57.407	1:42.313	54.922	117.5	1:33:16.717
26	1	3:34.282	58.552	1:41.259	54.471	117.7	1:36:50.999
27	1	3:35.977	57.662	1:43.654	54.661	116.7	1:40:26.976
28	1	3:35.485	58.049	1:42.221	55.215	117.0	1:44:02.461
29	1	3:35.894	58.672	1:42.950	54.272	116.8	1:47:38.355
30	1	3:39.664	58.084	1:44.827	56.753	114.8	1:51:18.019
31	1	3:35.510	58.285	1:41.012	56.213	117.0	1:54:53.529
32	1	3:34.798	58.021	1:41.781	54.996	117.4	1:58:28.327
33	1	3:32.758	58.516	1:40.028	54.214	118.5	2:02:01.085
34	1	3:32.519	58.093	1:39.570	54.856	118.6	2:05:33.604
35	1	3:36.851	58.714	1:41.562	56.575	116.3	2:09:10.455
36	1	3:34.930	58.135	1:41.791	55.004	117.3	2:12:45.385
37	1	3:33.864	58.198	1:41.766	53.900	117.9	2:16:19.249
38	1	3:32.616	57.522	1:39.838	55.256	118.6	2:19:51.865
39	1	3:43.570 **B**	57.699	1:40.777	1:05.094	112.8	2:23:35.435
40	1	12:27.334	9:48.594	1:42.045	56.695	33.7	2:36:02.769
41	1	3:39.158	1:01.352	1:43.921	53.885	115.1	2:39:41.927
42	1	3:34.004	1:00.160	1:39.447	54.397	117.8	2:43:15.931
43	1	3:37.029	1:00.675	1:43.371	52.983	116.2	2:46:52.960
44	1	3:29.371	58.369	1:38.426	52.576	120.4	2:50:22.331
45	1	3:32.446	57.318	1:40.546	54.582	118.7	2:53:54.777
46	1	3:27.023	57.644	1:37.174	52.205	121.8	2:57:21.800
47	1	3:22.034	56.895	1:34.844	50.295	124.8	3:00:43.834
48	1	3:23.120	57.008	1:34.297	51.815	124.1	3:04:06.954
49	1	3:21.998	56.541	1:33.557	51.900	124.8	3:07:28.952

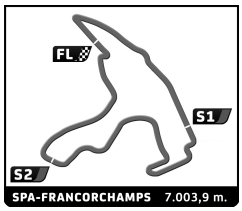

Spa Six Hours Endurance

SPA SIX HOURS

Race

Analysis

Personal Best | Session Best | B Crossing the finish line in pit lane

Lap	D	Time	Sector 1	Sector 2	Sector 3	Kph	Elapsed
50	1	3:17.360	54.294	1:30.891	52.175	127.8	3:10:46.312
51	1	3:18.865	54.536	1:32.258	52.071	126.8	3:14:05.177
52	1	3:18.985	56.346	1:33.009	49.630	126.7	3:17:24.162
53	1	3:33.836	54.022	1:34.942	1:04.872	117.9	3:20:57.998
54	1	4:16.897	1:06.807	1:44.251	1:25.839	98.1	3:25:14.895
55	1	4:48.429	1:21.070	2:07.808	1:19.551	87.4	3:30:03.324
56	1	4:37.130	1:17.383	2:08.119	1:11.628	91.0	3:34:40.454
57	1	4:35.666	1:20.957	2:09.461	1:05.248	91.5	3:39:16.120
58	1	3:30.700	56.210	1:38.677	55.813	119.7	3:42:46.820
59	1	3:21.523	56.645	1:33.732	51.146	125.1	3:46:08.343
60	1	3:21.808	55.617	1:33.526	52.665	124.9	3:49:30.151
61	1	3:25.078	53.475	1:29.915	1:01.688	122.9	3:52:55.229
62	1	3:14.046	53.593	1:30.464	49.989	129.9	3:56:09.275
63	1	3:17.606	55.668	1:31.732	50.206	127.6	3:59:26.881
64	1	3:17.923	53.272	1:34.692	49.959	127.4	4:02:44.804
65	1	3:17.521	54.125	1:31.723	51.673	127.7	4:06:02.325
66	1	3:14.899	54.947	1:30.547	49.405	129.4	4:09:17.224
67	1	3:32.196 B	55.230	1:34.374	1:02.592	118.8	4:12:49.420

69 1.Jos? BELTRAMELLI 2.Brady BELTRAMELLI — CHEVROLET Corvette C2 GTS12

Lap	D	Time	Sector 1	Sector 2	Sector 3	Kph	Elapsed
1	1	4:07.144	1:25.395	1:44.953	56.796	100.2	4:07.144
2	1	3:36.673	59.212	1:41.567	55.894	116.4	7:43.817
3	1	3:34.443	57.506	1:40.940	55.997	117.6	11:18.260
4	1	3:33.901	57.646	1:41.842	54.413	117.9	14:52.161
5	1	3:32.748	57.071	1:41.251	54.426	118.5	18:24.909
6	1	3:31.569	56.219	1:41.400	53.950	119.2	21:56.478
7	1	3:30.586	55.214	1:40.212	55.160	119.7	25:27.064
8	1	3:34.521	59.533	1:40.735	54.253	117.5	29:01.585
9	1	3:37.500	59.940	1:41.512	56.048	115.9	32:39.085
10	1	3:30.466	56.314	1:39.277	54.875	119.8	36:09.551
11	1	3:33.613	56.803	1:40.499	56.311	118.0	39:43.164
12	1	3:34.603	57.113	1:42.132	55.358	117.5	43:17.767
13	1	3:37.062	59.516	1:41.839	55.707	116.2	46:54.829
14	1	3:33.943	57.806	1:40.780	55.357	117.9	50:28.772
15	1	3:37.048	58.255	1:42.576	56.217	116.2	54:05.820
16	1	3:31.127	56.612	1:40.485	54.030	119.4	57:36.947
17	1	3:30.907	56.207	1:40.981	53.719	119.6	1:01:07.854
18	1	3:39.370	56.259	1:39.229	1:03.882	114.9	1:04:47.224
19	1	4:54.367	1:12.422	2:05.422	1:36.523	85.7	1:09:41.591
20	1	4:26.422	1:16.186	1:55.674	1:14.562	94.6	1:14:08.013
21	1	3:35.249	59.772	1:40.314	55.163	117.1	1:17:43.262
22	1	3:32.558	57.329	1:41.656	53.573	118.6	1:21:15.820
23	1	3:28.290	55.561	1:38.742	53.987	121.1	1:24:44.110
24	1	3:33.655	57.658	1:41.518	54.479	118.0	1:28:17.765
25	1	3:30.774	56.935	1:39.051	54.788	119.6	1:31:48.539
26	1	3:30.160	57.438	1:39.194	53.528	120.0	1:35:18.699
27	1	3:33.609	57.991	1:41.262	54.356	118.0	1:38:52.308
28	1	3:29.597	56.268	1:38.726	54.603	120.3	1:42:21.905
29	1	3:45.834 B	57.212	1:43.199	1:05.423	111.6	1:46:07.739
30	1	10:43.646	8:08.821	1:41.156	53.669	39.2	1:56:51.385
31	1	3:35.658	57.936	1:43.556	54.166	116.9	2:00:27.043
32	1	3:37.163	59.213	1:42.178	55.772	116.1	2:04:04.206
33	1	3:40.870	1:02.224	1:42.487	56.159	114.2	2:07:45.076
34	1	3:37.430	59.368	1:43.178	54.884	116.0	2:11:22.506
35	1	3:36.675	58.639	1:42.255	55.781	116.4	2:14:59.181
36	1	3:35.023	1:00.154	1:40.686	54.183	117.3	2:18:34.204
37	1	3:33.201	58.172	1:40.284	54.745	118.3	2:22:07.405
38	1	3:33.154	58.151	1:41.366	53.637	118.3	2:25:40.559
39	1	3:34.187	58.160	1:42.171	53.856	117.7	2:29:14.746
40	1	3:32.135	59.034	1:39.408	53.693	118.9	2:32:46.881
41	1	3:32.642	57.878	1:39.830	54.934	118.6	2:36:19.523
42	1	3:37.820	59.171	1:44.885	53.764	115.8	2:39:57.343
43	1	3:28.140	57.121	1:38.250	52.769	121.1	2:43:25.483
44	1	3:29.660	59.427	1:37.138	53.095	120.3	2:46:55.143
45	1	3:24.081	56.942	1:34.867	52.272	123.5	2:50:19.224
46	1	3:20.530	56.582	1:33.194	50.754	125.7	2:53:39.754
47	1	3:18.287	55.811	1:32.410	50.066	127.2	2:56:58.041
48	1	3:19.137	55.026	1:34.076	50.035	126.6	3:00:17.178
49	1	3:15.130	54.482	1:30.355	50.293	129.2	3:03:32.308
50	1	3:14.686	54.127	1:30.480	50.079	129.5	3:06:46.994
51	1	3:19.434	55.326	1:31.571	52.537	126.4	3:10:06.428
52	1	3:11.764	52.903	1:29.842	49.019	131.5	3:13:18.192
53	1	3:09.540	53.769	1:27.382	48.389	133.0	3:16:27.732
54	1	3:15.952	52.678	1:27.614	55.660	128.7	3:19:43.684
55	1	3:40.120	1:01.372	1:32.462	1:06.286	114.5	3:23:23.804
56	1	4:24.380	1:04.172	1:45.701	1:34.507	95.4	3:27:48.184
57	1	4:42.886	1:10.240	1:56.559	1:36.087	89.1	3:32:31.070
58	1	4:30.716	1:21.569	1:51.560	1:17.587	93.1	3:37:01.786
59	1	3:53.836	1:13.886	1:40.631	59.319	107.8	3:40:55.622
60	1	3:12.156	53.875	1:29.143	49.138	131.2	3:44:07.778
61	1	3:08.754	52.143	1:26.717	49.894	133.6	3:47:16.532
62	1	3:06.238	52.256	1:25.959	48.023	135.4	3:50:22.770
63	1	3:12.691	52.727	1:31.923	48.041	130.9	3:53:35.461
64	1	3:20.456 B	52.198	1:28.567	59.691	125.8	3:56:55.917
65	1	11:11.731	8:52.875	1:29.144	49.712	37.5	4:08:07.648
66	1	3:07.518	51.812	1:26.854	48.852	134.5	4:11:15.166
67	1	3:07.544	52.449	1:26.726	48.369	134.4	4:14:22.710

70 1.Paul LEJEUNE 2.Jordan LEJEUNE — TRIUMPH TR4 GTS11

Lap	D	Time	Sector 1	Sector 2	Sector 3	Kph	Elapsed
1	1	4:32.894	1:49.858	1:45.281	57.755	90.8	4:32.894
2	1	3:42.088	1:02.024	1:41.686	58.378	113.5	8:14.982
3	1	3:41.881	1:03.643	1:41.641	56.597	113.6	11:56.863
4	1	3:39.700	1:01.152	1:41.203	57.345	114.8	15:36.563
5	1	3:41.377	1:01.460	1:43.231	56.686	113.9	19:17.940
6	1	3:39.646	1:00.749	1:42.778	56.119	114.8	22:57.586
7	1	3:36.439	59.726	1:40.182	56.531	116.5	26:34.025
8	1	3:36.610	1:01.068	1:39.828	55.714	116.4	30:10.635
9	1	3:37.876	59.934	1:40.795	57.147	115.7	33:48.511
10	1	3:37.259	1:00.497	1:40.647	56.115	116.1	37:25.770
11	1	3:40.246	1:00.760	1:41.863	57.623	114.5	41:06.016
12	1	3:44.163	1:01.833	1:43.540	58.790	112.5	44:50.179
13	1	3:37.621	1:00.473	1:41.256	55.892	115.9	48:27.800
14	1	3:36.020	1:00.254	1:39.954	55.812	116.7	52:03.820
15	1	3:36.225	59.853	1:40.448	55.924	116.6	55:40.045
16	1	3:37.719	1:00.238	1:41.513	55.968	115.8	59:17.764
17	1	3:36.669	1:00.406	1:40.793	55.470	116.4	1:02:54.433
18	1	3:45.547	1:00.431	1:44.117	1:00.999	111.8	1:06:39.980
19	1	4:13.582	1:08.594	1:50.053	1:14.935	99.4	1:10:53.562
20	1	4:34.669	1:40.634	1:56.781	57.254	91.8	1:15:28.231
21	1	3:36.590	59.972	1:40.758	55.860	116.4	1:19:04.821
22	1	3:39.057	59.628	1:43.457	55.972	115.1	1:22:43.878
23	1	3:38.087	1:01.090	1:40.620	56.377	115.6	1:26:21.965
24	1	3:36.236	1:01.444	1:39.826	54.966	116.6	1:29:58.201
25	1	3:38.105	1:01.095	1:41.334	55.676	115.6	1:33:36.306

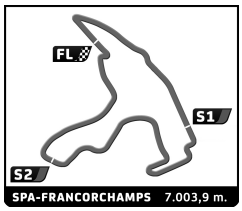

Spa Six Hours Endurance
SPA SIX HOURS
Race
Analysis

Personal Best | Session Best | **B** Crossing the finish line in pit lane

Lap	D	Time	Sector 1	Sector 2	Sector 3	Kph	Elapsed
26	1	3:35.664	59.740	1:39.508	56.416	116.9	1:37:11.970
27	1	3:36.529	1:00.564	1:40.093	55.872	116.4	1:40:48.499
28	1	3:38.791	1:01.370	1:41.505	55.916	115.2	1:44:27.290
29	1	3:38.605	1:00.616	1:40.301	57.688	115.3	1:48:05.895
30	1	3:37.726	1:01.672	1:40.139	55.915	115.8	1:51:43.621
31	1	3:40.064	1:01.913	1:41.630	56.521	114.6	1:55:23.685
32	1	3:34.249	1:00.043	1:38.986	55.220	117.7	1:58:57.934
33	1	3:40.924	1:01.172	1:39.457	1:00.295	114.1	2:02:38.858
34	1	3:37.148	1:00.628	1:39.413	57.107	116.1	2:06:16.006
35	1	3:36.858	1:00.459	1:40.551	55.848	116.3	2:09:52.864
36	1	3:38.654	1:00.296	1:40.582	57.776	115.3	2:13:31.518
37	1	3:35.384	1:00.611	1:39.740	55.033	117.1	2:17:06.902
38	1	3:34.180	1:01.109	1:38.578	54.493	117.7	2:20:41.082
39	1	3:40.704 **B**	59.841	1:38.068	1:02.795	114.2	2:24:21.786
40	1	13:37.556	...	1:44.493	56.995	30.8	2:37:59.342
41	1	3:41.190	1:04.188	1:40.529	56.473	114.0	2:41:40.532
42	1	3:39.294	1:04.334	1:39.219	55.741	115.0	2:45:19.826
43	1	3:43.216	1:03.701	1:43.023	56.492	113.0	2:49:03.042
44	1	3:35.242	1:03.712	1:36.649	54.881	117.1	2:52:38.284
45	1	3:33.516	1:02.368	1:36.460	54.688	118.1	2:56:11.800
46	1	3:31.537	1:00.830	1:36.020	54.687	119.2	2:59:43.337
47	1	3:31.021	1:01.125	1:35.700	54.196	119.5	3:03:14.358
48	1	3:35.906	1:00.932	1:40.177	54.797	116.8	3:06:50.264
49	1	3:30.481	1:00.731	1:35.682	54.068	119.8	3:10:20.745
50	1	13:11.114 **B**	1:00.849	...	1:10.461	31.9	3:23:31.859
51	1	42:28.227	...	1:30.241	50.397	9.9	4:06:00.086
52	1	3:20.454	57.886	1:31.032	51.536	125.8	4:09:20.540
53	1	3:20.776	56.975	1:30.625	53.176	125.6	4:12:41.316

71 1.Simon OREBI GANN 2.Mike BELL 3.Rick BOURNE — MORGAN +4 Super Sports — GTS11

Lap	D	Time	Sector 1	Sector 2	Sector 3	Kph	Elapsed
1	1	4:19.887	1:33.514	1:45.636	1:00.737	95.3	4:19.887
2	1	3:46.908	1:01.937	1:47.279	57.692	111.1	8:06.795
3	1	3:41.068	1:02.368	1:41.508	57.192	114.1	11:47.863
4	1	3:41.093	1:01.835	1:42.483	56.775	114.0	15:28.956
5	1	3:44.046	1:02.040	1:44.504	57.502	112.5	19:13.002
6	1	3:39.559	1:00.859	1:42.358	56.342	114.8	22:52.561
7	1	3:41.398	1:01.168	1:42.630	57.600	113.9	26:33.959
8	1	3:39.167	1:00.369	1:42.723	56.075	115.0	30:13.126
9	1	3:39.184	1:00.549	1:41.807	56.828	115.0	33:52.310
10	1	3:43.030	1:01.526	1:43.257	58.247	113.1	37:35.340
11	1	3:42.818	1:01.222	1:43.611	57.985	113.2	41:18.158
12	1	3:45.604	1:03.639	1:43.095	58.870	111.8	45:03.762
13	1	3:43.915	1:01.696	1:44.810	57.409	112.6	48:47.677
14	1	3:43.961	1:01.864	1:45.016	57.081	112.6	52:31.638
15	1	3:42.672	1:00.645	1:44.284	57.743	113.2	56:14.310
16	1	3:42.501	1:00.054	1:42.943	59.504	113.3	59:56.811
17	1	3:41.334	1:00.027	1:43.435	57.872	113.9	1:03:38.145
18	1	4:08.517	1:08.925	1:47.825	1:11.767	101.5	1:07:46.662
19	1	4:07.574	1:11.138	1:52.027	1:04.409	101.8	1:11:54.236
20	1	4:11.299	1:05.544	2:08.291	57.464	100.3	1:16:05.535
21	1	3:40.125	59.461	1:43.222	57.442	114.5	1:19:45.660
22	1	3:38.046	1:00.334	1:41.600	56.112	115.6	1:23:23.706
23	1	3:48.679	1:00.055	1:52.156	56.468	110.3	1:27:12.385
24	1	3:36.168	59.217	1:41.195	55.756	116.6	1:30:48.553
25	1	3:37.843	59.735	1:42.017	56.091	115.7	1:34:26.396
26	1	3:38.762	59.671	1:43.130	55.961	115.3	1:38:05.158
27	1	3:38.841	59.818	1:42.188	56.835	115.2	1:41:43.999
28	1	3:42.558	1:00.649	1:44.714	57.195	113.3	1:45:26.557
29	1	3:36.396	59.692	1:41.164	55.540	116.5	1:49:02.953
30	1	3:37.851	1:00.580	1:41.276	55.995	115.7	1:52:40.804
31	1	3:37.587	59.356	1:41.989	56.242	115.9	1:56:18.391

72 1.Nick SLEEP 2.Joel WYKEHAM 3.Alex MONTGOMERY — FORD Shelby Mustang 350 GT — GTS12

Lap	D	Time	Sector 1	Sector 2	Sector 3	Kph	Elapsed
1	1	4:18.455	1:29.539	1:47.406	1:01.510	95.9	4:18.455
2	1	3:45.621	1:01.807	1:45.303	58.511	111.8	8:04.076
3	1	3:41.332	59.550	1:43.533	58.249	113.9	11:45.408
4	1	3:39.792	1:00.694	1:41.998	57.100	114.7	15:25.200
5	1	3:37.132	59.126	1:41.925	56.081	116.1	19:02.332
6	1	3:37.554	59.443	1:42.715	55.396	115.9	22:39.886
7	1	3:37.198	57.606	1:42.171	57.421	116.1	26:17.084
8	1	3:40.570	1:00.629	1:42.414	57.527	114.3	29:57.654
9	1	3:41.090	1:00.981	1:41.364	58.745	114.0	33:38.744
10	1	3:41.918	1:00.812	1:43.537	57.569	113.6	37:20.662
11	1	3:41.185	59.376	1:43.561	58.248	114.0	41:01.847
12	1	3:47.515	1:01.572	1:45.324	1:00.619	110.8	44:49.362
13	1	3:46.919	1:04.656	1:43.694	58.569	111.1	48:36.281
14	1	3:46.799	1:01.166	1:46.651	58.982	111.2	52:23.080
15	1	3:40.657	1:00.731	1:42.809	57.117	114.3	56:03.737
16	1	3:42.773	59.503	1:44.418	58.852	113.2	59:46.510
17	1	3:39.891	1:00.311	1:43.165	56.415	114.7	1:03:26.401
18	1	4:08.296	1:05.787	1:51.442	1:11.067	101.5	1:07:34.697
19	1	4:00.627	1:11.014	1:49.746	59.867	104.8	1:11:35.324
20	1	4:09.813	1:13.302	1:56.097	1:00.414	100.9	1:15:45.137
21	1	3:44.344	1:01.041	1:45.745	57.558	112.4	1:19:29.481
22	1	3:43.640	1:00.435	1:45.935	57.270	112.7	1:23:13.121
23	1	3:40.851	1:00.137	1:43.340	57.374	114.2	1:26:53.972
24	1	3:41.581	59.536	1:44.888	57.157	113.8	1:30:35.553
25	1	3:43.090	1:02.655	1:43.294	57.141	113.0	1:34:18.643
26	1	3:42.434	1:00.077	1:44.897	57.460	113.4	1:38:01.077
27	1	3:39.885	58.504	1:43.736	57.645	114.7	1:41:40.962
28	1	3:37.675	1:00.378	1:41.680	55.617	115.8	1:45:18.637
29	1	3:36.139	58.311	1:42.263	55.565	116.7	1:48:54.776
30	1	3:38.295	59.419	1:44.069	54.807	115.5	1:52:33.071
31	1	3:37.407	58.914	1:42.269	56.224	116.0	1:56:10.478
32	1	3:36.205	58.047	1:42.054	56.104	116.6	1:59:46.683
33	1	3:35.587	59.642	1:40.704	55.241	117.0	2:03:22.270
34	1	3:38.241	59.464	1:42.073	56.704	115.5	2:07:00.511
35	1	3:37.861	59.039	1:41.728	57.094	115.7	2:10:38.372
36	1	3:39.043	59.645	1:42.269	57.129	115.1	2:14:17.415
37	1	3:49.158 **B**	1:00.338	1:42.505	1:06.315	110.0	2:18:06.573
38	1	10:45.097	8:07.552	1:41.295	56.250	39.1	2:28:51.670
39	1	3:31.205	56.775	1:39.905	54.525	119.4	2:32:22.875
40	1	3:31.561	56.689	1:40.599	54.273	119.2	2:35:54.436
41	1	3:32.498	57.164	1:40.824	54.510	118.7	2:39:26.934
42	1	3:30.781	55.900	1:39.771	55.110	119.6	2:42:57.715
43	1	3:29.801	57.581	1:39.381	52.839	120.2	2:46:27.516
44	1	3:26.903	55.295	1:38.186	53.422	121.9	2:49:54.419
45	1	3:22.369	54.781	1:34.878	52.710	124.6	2:53:16.788
46	1	3:27.098	58.411	1:36.333	52.354	121.7	2:56:43.886
47	1	3:21.635	55.972	1:35.087	50.576	125.0	3:00:05.521
48	1	3:18.033	54.104	1:33.275	50.654	127.3	3:03:23.554
49	1	3:15.387	53.311	1:33.445	48.631	129.0	3:06:38.941
50	1	3:12.140	53.778	1:28.914	49.448	131.2	3:09:51.081
51	1	3:12.760	53.126	1:29.969	49.665	130.8	3:13:03.841

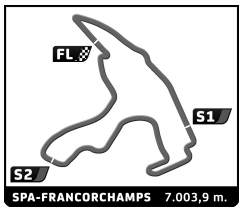

Spa Six Hours Endurance
SPA SIX HOURS
Race
Analysis

Personal Best | Session Best | B Crossing the finish line in pit lane

Lap	D	Time	Sector 1	Sector 2	Sector 3	Kph	Elapsed
52	1	3:12.958	52.963	1:30.567	49.428	130.7	3:16:16.799
53	1	3:12.098	52.502	1:30.132	49.464	131.3	3:19:28.897
54	1	3:48.150	1:03.001	1:40.407	1:04.742	110.5	3:23:17.047
55	1	4:23.119	1:07.067	1:44.646	1:31.406	95.8	3:27:40.166
56	1	4:44.222	1:13.845	1:56.739	1:33.638	88.7	3:32:24.388
57	1	4:32.592	1:21.196	1:53.745	1:17.651	92.5	3:36:56.980
58	1	4:05.825 B	1:11.085	1:45.580	1:09.160	102.6	3:41:02.805
59	1	5:24.348	2:57.819	1:34.343	52.186	77.7	3:46:27.153
60	1	3:17.803	55.091	1:28.480	54.232	127.5	3:49:44.956
61	1	3:16.559	56.827	1:28.924	50.808	128.3	3:53:01.515
62	1	3:09.188	54.628	1:26.097	48.463	133.3	3:56:10.703
63	1	3:06.291	52.893	1:25.237	48.161	135.3	3:59:16.994
64	1	3:05.128	52.563	1:24.923	47.642	136.2	4:02:22.122
65	1	3:07.192	54.559	1:24.789	47.844	134.7	4:05:29.314
66	1	3:01.832	51.116	1:23.334	47.382	138.7	4:08:31.146
67	1	3:19.110	55.100	1:26.184	57.826	126.6	4:11:50.256

73 1.Kees SELDERS 2.Freddy VAN SPRUNDEL 3.Geert BOELS — TVR GRIFFITH 400 GTS12

Lap	D	Time	Sector 1	Sector 2	Sector 3	Kph	Elapsed
1	1	4:05.026	1:15.449	1:48.292	1:01.285	101.1	4:05.026
2	1	3:50.461	1:01.527	1:49.285	59.649	109.4	7:55.487
3	1	3:43.553	59.893	1:44.256	59.404	112.8	11:39.040
4	1	3:47.104	58.962	1:46.359	1:01.783	111.0	15:26.144
5	1	3:41.162	1:00.252	1:43.701	57.209	114.0	19:07.306
6	1	3:39.555	57.026	1:45.636	56.893	114.8	22:46.861
7	1	3:47.666	58.703	1:49.330	59.633	110.8	26:34.527
8	1	3:51.038	1:02.372	1:51.172	57.494	109.1	30:25.565
9	1	3:42.561	1:00.024	1:43.855	58.682	113.3	34:08.126
10	1	3:43.320	58.268	1:46.220	58.832	112.9	37:51.446
11	1	3:59.565	59.548	1:54.392	1:05.625	105.2	41:51.011
12	1	4:01.579	1:04.041	1:51.464	1:06.074	104.4	45:52.590
13	1	3:53.373	1:03.756	1:50.981	58.636	108.0	49:45.963
14	1	3:47.301	1:01.036	1:46.496	59.769	110.9	53:33.264
15	1	3:53.584	1:03.698	1:48.385	1:01.501	107.9	57:26.848
16	1	3:49.488	1:00.721	1:49.255	59.512	109.9	1:01:16.336
17	1	3:55.456	59.201	1:50.911	1:05.344	107.1	1:05:11.792
18	1	4:43.989	1:20.083	1:59.009	1:24.897	88.8	1:09:55.781
19	1	4:22.441	1:12.137	2:00.018	1:10.286	96.1	1:14:18.222
20	1	3:50.321	1:04.419	1:48.510	57.392	109.5	1:18:08.543
21	1	3:43.548	58.929	1:46.192	58.427	112.8	1:21:52.091
22	1	3:43.408	58.876	1:46.174	58.358	112.9	1:25:35.499
23	1	4:01.979 B	1:01.145	1:48.480	1:12.354	104.2	1:29:37.478
24	1	6:39.448	3:52.149	1:47.052	1:00.247	63.1	1:36:16.926
25	1	3:50.886	1:02.401	1:48.715	59.770	109.2	1:40:07.812
26	1	3:52.960	1:04.758	1:48.291	59.911	108.2	1:44:00.772
27	1	3:45.681	1:01.631	1:46.070	57.980	111.7	1:47:46.453
28	1	3:45.726	1:01.594	1:44.050	1:00.082	111.7	1:51:32.179
29	1	3:48.310	1:04.549	1:46.137	57.624	110.4	1:55:20.489
30	1	3:50.524	1:01.282	1:48.886	1:00.356	109.4	1:59:11.013
31	1	3:43.630	1:00.468	1:45.941	57.221	112.7	2:02:54.643
32	1	3:42.576	58.694	1:45.387	58.495	113.3	2:06:37.219
33	1	3:46.690	1:02.475	1:45.033	59.182	111.2	2:10:23.909
34	1	3:42.958	1:01.456	1:44.000	57.502	113.1	2:14:06.867
35	1	3:44.202	1:01.501	1:45.519	57.182	112.5	2:17:51.069
36	1	3:44.382	1:00.722	1:44.499	59.161	112.4	2:21:35.451
37	1	3:41.827	1:00.166	1:43.690	57.971	113.7	2:25:17.278
38	1	3:39.320	1:01.399	1:42.573	55.348	115.0	2:28:56.598
39	1	3:36.779	58.528	1:41.639	56.612	116.3	2:32:33.377
40	1	3:37.119	58.642	1:43.032	55.445	116.1	2:36:10.496
41	1	3:39.829	59.769	1:42.352	57.708	114.7	2:39:50.325
42	1	3:32.760	59.238	1:40.656	52.866	118.5	2:43:23.085
43	1	3:26.287	58.925	1:35.747	51.615	122.2	2:46:49.372
44	1	3:26.571	57.188	1:36.302	53.081	122.1	2:50:15.943
45	1	3:23.151	58.093	1:34.324	50.734	124.1	2:53:39.094
46	1	3:19.673	55.342	1:33.018	51.313	126.3	2:56:58.767
47	1	3:27.236	57.343	1:35.717	54.176	121.7	3:00:26.003
48	1	3:24.151	56.451	1:34.154	53.546	123.5	3:03:50.154
49	1	9:03.105	54.220	1:38.245	6:30.640	46.4	3:12:53.259
50	1	3:31.011	59.624	1:36.587	54.800	119.5	3:16:24.270
51	1	3:24.491	57.726	1:32.280	54.485	123.3	3:19:48.761
52	1	3:41.393	1:03.152	1:38.026	1:00.215	113.9	3:23:30.154
53	1	4:22.220	1:01.844	1:45.602	1:34.774	96.2	3:27:52.374
54	1	4:52.355 B	1:08.972	1:56.138	1:47.245	86.2	3:32:44.729
55	1	13:39.335	...	1:32.899	52.904	30.8	3:46:24.064
56	1	3:21.184	55.950	1:32.772	52.462	125.3	3:49:45.248
57	1	3:15.451	56.172	1:28.878	50.401	129.0	3:53:00.699
58	1	3:17.413	55.861	1:31.643	49.909	127.7	3:56:18.112
59	1	3:11.375	54.129	1:28.608	48.638	131.8	3:59:29.487
60	1	3:14.033	52.560	1:31.658	49.815	129.9	4:02:43.520
61	1	3:09.890	53.891	1:27.049	48.950	132.8	4:05:53.410
62	1	3:08.516	52.146	1:27.654	48.716	133.8	4:09:01.926
63	1	3:22.289	53.437	1:34.738	54.114	124.6	4:12:24.215

74 1.Diider GRUAU 2.Julien GRUAU — SHELBY Cobra GTS12

Lap	D	Time	Sector 1	Sector 2	Sector 3	Kph	Elapsed
1	1	3:43.490	1:05.593	1:41.337	56.560	110.9	3:43.490
2	1	3:34.615	58.129	1:40.869	55.617	117.5	7:18.105
3	1	3:27.743	55.379	1:38.808	53.556	121.4	10:45.848
4	1	3:26.948	54.669	1:39.038	53.241	121.8	14:12.796
5	1	3:25.425	55.085	1:37.576	52.764	122.7	17:38.221
6	1	3:25.839	54.641	1:38.761	52.437	122.5	21:04.060
7	1	3:34.280	59.667	1:39.643	54.970	117.7	24:38.340
8	1	3:29.914	57.138	1:38.544	54.232	120.1	28:08.254
9	1	3:29.261	56.519	1:38.315	54.427	120.5	31:37.515
10	1	3:32.419	56.853	1:40.438	55.128	118.7	35:09.934
11	1	3:32.234	56.898	1:40.499	54.837	118.8	38:42.168
12	1	3:37.207	57.406	1:41.727	58.074	116.1	42:19.375
13	1	3:34.386	57.957	1:41.041	55.388	117.6	45:53.761
14	1	3:35.911	59.084	1:42.058	54.769	116.8	49:29.672
15	1	3:32.868	56.999	1:40.432	55.437	118.4	53:02.540
16	1	3:35.095	58.714	1:40.991	55.390	117.2	56:37.635
17	1	4:09.902 B	1:27.710	1:40.164	1:02.028	100.9	1:00:47.537
18	1	5:06.314 B	2:05.980	1:41.440	1:18.894	82.3	1:05:53.851
19	1	10:31.397 B	6:59.591	2:14.356	1:17.450	39.9	1:16:25.248

75 1.Olivier BLANPAIN 2.Vincent JANSSENS 3.Alain NOIRHOMME — AUSTIN HEALEY 100 M GTS7

Lap	D	Time	Sector 1	Sector 2	Sector 3	Kph	Elapsed
1	1	5:03.279	2:03.357	1:59.640	1:00.282	81.7	5:03.279
2	1	3:56.869	1:05.095	1:50.334	1:01.440	106.4	9:00.148
3	1	3:55.352	1:06.981	1:49.213	59.158	107.1	12:55.500
4	1	3:55.076	1:04.277	1:48.625	1:02.174	107.3	16:50.576
5	1	3:53.663	1:05.716	1:49.082	58.865	107.9	20:44.239
6	1	4:00.937	1:09.507	1:48.158	1:03.272	104.7	24:45.176
7	1	3:54.978	1:07.871	1:48.709	58.398	107.3	28:40.154
8	1	3:55.490	1:04.862	1:49.666	1:00.962	107.1	32:35.644

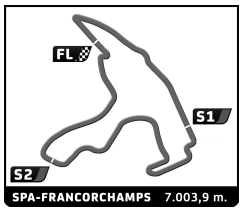

Spa Six Hours Endurance

SPA SIX HOURS

Race

Analysis

Personal Best | Session Best | B Crossing the finish line in pit lane

Lap	D	Time	Sector 1	Sector 2	Sector 3	Kph	Elapsed
9	1	3:56.100	1:06.810	1:50.317	58.973	106.8	36:31.744
10	1	3:58.670	1:05.772	1:51.652	1:01.246	105.6	40:30.414
11	1	4:06.138	1:07.125	1:55.252	1:03.761	102.4	44:36.552
12	1	4:01.220	1:06.776	1:51.612	1:02.832	104.5	48:37.772
13	1	3:58.695	1:05.881	1:51.269	1:01.545	105.6	52:36.467
14	1	4:04.056	1:06.835	1:52.835	1:04.386	103.3	56:40.523
15	1	4:00.480	1:08.483	1:49.675	1:02.322	104.8	1:00:41.003
16	1	4:01.234	1:07.134	1:51.931	1:02.169	104.5	1:04:42.237
17	1	4:55.874	1:09.168	2:12.463	1:34.243	85.2	1:09:38.111
18	1	4:29.492	1:18.233	1:56.254	1:15.005	93.6	1:14:07.603
19	1	3:57.208	1:07.188	1:50.299	59.721	106.3	1:18:04.811
20	1	3:50.316	1:05.233	1:46.284	58.799	109.5	1:21:55.127
21	1	4:11.270	1:03.106	2:09.283	58.881	100.3	1:26:06.397
22	1	3:57.961	1:05.604	1:50.316	1:02.041	106.0	1:30:04.358
23	1	3:57.537	1:04.432	1:51.359	1:01.746	106.1	1:34:01.895
24	1	4:08.029 B	1:04.613	1:50.258	1:13.158	101.7	1:38:09.924
25	1	6:51.364	4:04.921	1:47.702	58.741	61.3	1:45:01.288
26	1	3:47.881	1:04.536	1:44.472	58.873	110.6	1:48:49.169
27	1	3:50.119	1:04.187	1:47.468	58.464	109.6	1:52:39.288
28	1	3:46.212	1:04.563	1:43.799	57.850	111.5	1:56:25.500
29	1	3:47.067	1:04.303	1:45.064	57.700	111.0	2:00:12.567
30	1	3:45.750	1:04.336	1:43.211	58.203	111.7	2:03:58.317
31	1	3:50.923	1:08.930	1:44.804	57.189	109.2	2:07:49.240
32	1	3:46.563	1:03.035	1:43.845	59.683	111.3	2:11:35.803
33	1	3:47.825	1:04.819	1:43.663	59.343	110.7	2:15:23.628
34	1	3:44.206	1:03.352	1:43.128	57.726	112.5	2:19:07.834
35	1	3:48.336	1:02.741	1:46.838	58.757	110.4	2:22:56.170
36	1	3:46.756	1:03.510	1:43.248	59.998	111.2	2:26:42.926
37	1	3:44.330	1:03.155	1:43.569	57.606	112.4	2:30:27.256
38	1	3:42.941	1:04.440	1:40.151	58.350	113.1	2:34:10.197
39	1	3:44.312	1:04.815	1:42.870	56.627	112.4	2:37:54.509
40	1	3:43.218	1:04.074	1:41.802	57.342	113.0	2:41:37.727
41	1	3:39.876	1:02.779	1:40.694	56.403	114.7	2:45:17.603
42	1	3:39.175	1:03.442	1:41.701	54.032	115.0	2:48:56.778
43	1	3:30.443	1:02.456	1:34.551	53.436	119.8	2:52:27.221
44	1	3:28.192	1:01.484	1:33.914	52.794	121.1	2:55:55.413
45	1	3:29.856	1:00.310	1:35.474	54.072	120.1	2:59:25.269
46	1	3:29.189	1:01.480	1:35.560	52.149	120.5	3:02:54.458
47	1	3:28.932	1:01.514	1:33.752	53.666	120.7	3:06:23.390
48	1	3:27.392	1:00.744	1:33.281	53.367	121.6	3:09:50.782
49	1	3:33.225 B	59.997	1:31.904	1:01.324	118.3	3:13:24.007
50	1	14:05.478	...	1:48.364	1:26.720	29.8	3:27:29.485
51	1	4:44.214	1:16.520	1:58.919	1:28.775	88.7	3:32:13.699
52	1	4:37.894	1:23.451	1:56.877	1:17.566	90.7	3:36:51.593
53	1	4:09.824	1:06.379	1:52.446	1:10.999	100.9	3:41:01.417
54	1	3:35.098	1:03.895	1:35.800	55.403	117.2	3:44:36.515
55	1	3:33.154	1:00.598	1:35.095	57.461	118.3	3:48:09.669
56	1	3:28.613	1:00.532	1:34.661	53.420	120.9	3:51:38.282
57	1	3:28.312	1:01.024	1:33.489	53.799	121.0	3:55:06.594
58	1	3:36.115	1:01.398	1:37.889	56.828	116.7	3:58:42.709
59	1	3:33.459	1:01.673	1:34.997	56.789	118.1	4:02:16.168
60	1	3:29.730	1:01.289	1:34.288	54.153	120.2	4:05:45.898

76 1.Shaun LYNN 2.Andrew HADDON 3.Maxwell LYNN — LOTUS Elan 26R — GTS10

Lap	D	Time	Sector 1	Sector 2	Sector 3	Kph	Elapsed
1	1	3:45.627	1:08.243	1:42.020	55.364	109.8	3:45.627
2	1	3:33.120	58.557	1:39.150	55.413	118.3	7:18.747
3	1	3:30.105	58.691	1:37.425	53.989	120.0	10:48.852
4	1	3:27.578	57.017	1:37.390	53.171	121.5	14:16.430
5	1	3:27.130	56.792	1:36.702	53.636	121.7	17:43.560
6	1	3:28.595	56.624	1:38.452	53.519	120.9	21:12.155
7	1	3:31.364	57.015	1:38.492	55.857	119.3	24:43.519
8	1	3:31.265	57.655	1:40.043	53.567	119.3	28:14.784
9	1	3:33.535	59.726	1:39.334	54.475	118.1	31:48.319
10	1	3:32.242	57.822	1:39.278	55.142	118.8	35:20.561
11	1	3:31.702	57.650	1:39.624	54.428	119.1	38:52.263
12	1	3:34.044	57.708	1:40.471	55.865	117.8	42:26.307
13	1	3:35.888	1:01.274	1:39.614	55.000	116.8	46:02.195
14	1	3:32.108	58.333	1:39.196	54.579	118.9	49:34.303
15	1	3:30.622	57.708	1:39.272	53.642	119.7	53:04.925
16	1	3:33.113	57.372	1:40.763	54.978	118.3	56:38.038
17	1	3:30.836	57.244	1:39.504	54.088	119.6	1:00:08.874
18	1	3:29.637	57.252	1:38.458	53.927	120.3	1:03:38.511
19	1	4:09.662	1:10.066	1:47.178	1:12.418	101.0	1:07:48.173
20	1	4:06.890	1:11.038	1:51.339	1:04.513	102.1	1:11:55.063
21	1	4:06.262	1:05.730	2:06.450	54.082	102.4	1:16:01.325
22	1	3:30.787	56.269	1:39.332	55.186	119.6	1:19:32.112
23	1	3:33.388	58.423	1:40.989	53.976	118.2	1:23:05.500
24	1	3:32.905	57.104	1:40.557	55.244	118.4	1:26:38.405
25	1	3:34.679	59.351	1:40.297	55.031	117.5	1:30:13.084
26	1	3:30.258	56.548	1:38.919	54.791	119.9	1:33:43.342
27	1	3:29.338	56.915	1:38.579	53.844	120.4	1:37:12.680
28	1	3:31.413	57.617	1:39.110	54.686	119.3	1:40:44.093
29	1	3:32.084	58.398	1:38.788	54.898	118.9	1:44:16.177
30	1	3:30.587	57.777	1:38.813	53.997	119.7	1:47:46.764
31	1	3:30.327	57.353	1:39.611	53.363	119.9	1:51:17.091
32	1	3:30.665	57.515	1:39.377	53.773	119.7	1:54:47.756
33	1	3:30.060	57.436	1:38.766	53.858	120.0	1:58:17.816
34	1	3:28.495	57.001	1:38.243	53.251	120.9	2:01:46.311
35	1	3:28.679	57.504	1:37.717	53.458	120.8	2:05:14.990
36	1	3:31.784	58.147	1:37.964	55.673	119.1	2:08:46.774
37	1	3:33.700	57.665	1:37.668	58.367	118.0	2:12:20.474
38	1	3:29.354	58.105	1:37.967	53.282	120.4	2:15:49.828
39	1	3:27.196	56.972	1:37.397	52.827	121.7	2:19:17.024
40	1	3:35.003 B	56.923	1:38.521	59.559	117.3	2:22:52.027
41	1	5:06.587	2:31.793	1:39.184	55.610	82.2	2:27:58.614
42	1	3:33.872	58.598	1:39.763	55.511	117.9	2:31:32.486
43	1	3:31.848	59.992	1:38.014	53.842	119.0	2:35:04.334
44	1	3:34.680	58.721	1:40.844	55.115	117.4	2:38:39.014
45	1	3:30.425	58.517	1:37.754	54.154	119.8	2:42:09.439
46	1	3:29.352	58.169	1:36.587	54.596	120.4	2:45:38.791
47	1	3:27.033	56.974	1:34.312	55.747	121.8	2:49:05.824
48	1	3:21.247	57.488	1:31.502	52.257	125.3	2:52:27.071
49	1	3:19.967	57.075	1:30.958	51.934	126.1	2:55:47.038
50	1	3:25.891	56.133	1:35.245	54.513	122.5	2:59:12.929
51	1	3:20.072	58.754	1:30.172	51.146	126.0	3:02:33.001
52	1	3:15.905	56.130	1:28.993	50.782	128.7	3:05:48.906
53	1	3:25.227	55.873	1:35.297	54.057	122.9	3:09:14.133
54	1	3:15.008	56.094	1:29.347	49.567	129.3	3:12:29.141
55	1	3:13.955	54.284	1:29.188	50.483	130.0	3:15:43.096
56	1	3:12.097	53.900	1:27.277	50.920	131.3	3:18:55.193
57	1	3:46.842	1:02.411	1:39.899	1:04.532	111.2	3:22:42.035
58	1	4:35.139	1:09.865	2:00.047	1:25.227	91.6	3:27:17.174

77 1.Pablo BRIONES 2.Klaus HORN 3.Kurt ECKE — PORSCHE 911 — GTS11

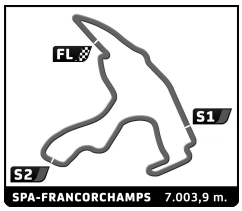

Spa Six Hours Endurance

SPA SIX HOURS

Race

Analysis

Personal Best | Session Best | B Crossing the finish line in pit lane

Lap	D	Time	Sector 1	Sector 2	Sector 3	Kph	Elapsed
1	1	5:01.797	2:03.789	1:55.969	1:02.039	82.1	5:01.797
2	1	4:05.861	1:08.370	1:51.855	1:05.636	102.6	9:07.658
3	1	4:00.444	1:05.994	1:50.608	1:03.842	104.9	13:08.102
4	1	4:03.091	1:07.979	1:54.453	1:00.659	103.7	17:11.193
5	1	4:09.925	1:08.860	1:58.757	1:02.308	100.9	21:21.118
6	1	4:18.858	1:06.286	1:59.841	1:12.731	97.4	25:39.976
7	1	4:39.527 B	1:13.079	2:03.429	1:23.019	90.2	30:19.503
8	1	6:22.186	3:33.133	1:47.665	1:01.388	66.0	36:41.689
9	1	3:56.286	1:02.928	1:51.984	1:01.374	106.7	40:37.975
10	1	3:59.557	1:04.820	1:53.446	1:01.291	105.3	44:37.532
11	1	3:56.417	1:04.277	1:49.407	1:02.733	106.7	48:33.949
12	1	3:51.218	1:02.482	1:46.791	1:01.945	109.0	52:25.167
13	1	3:52.786	1:02.126	1:51.320	59.340	108.3	56:17.953
14	1	3:55.233	1:04.668	1:50.509	1:00.056	107.2	1:00:13.186
15	1	3:54.407	1:04.667	1:50.299	59.441	107.6	1:04:07.593
16	1	5:06.135	1:19.602	2:20.187	1:26.346	82.4	1:09:13.728
17	1	4:31.424	1:23.504	1:58.843	1:09.077	92.9	1:13:45.152
18	1	3:47.891	1:01.679	1:48.428	57.784	110.6	1:17:33.043
19	1	3:56.216	1:02.560	1:51.803	1:01.853	106.7	1:21:29.259
20	1	3:50.056	1:01.225	1:49.689	59.142	109.6	1:25:19.315
21	1	3:47.228	1:01.213	1:47.432	58.583	111.0	1:29:06.543
22	1	3:46.699	1:00.923	1:47.283	58.493	111.2	1:32:53.242
23	1	3:49.167	1:01.949	1:48.462	58.756	110.0	1:36:42.409
24	1	3:56.248	1:02.351	1:51.406	1:02.491	106.7	1:40:38.657
25	1	3:54.511	1:04.884	1:51.815	57.812	107.5	1:44:33.168
26	1	3:52.840	1:03.156	1:48.789	1:00.895	108.3	1:48:26.008
27	1	3:49.665	1:02.918	1:46.513	1:00.234	109.8	1:52:15.673
28	1	3:42.879	1:01.694	1:44.573	56.612	113.1	1:55:58.552
29	1	3:43.145	1:00.689	1:45.586	56.870	113.0	1:59:41.697
30	1	3:43.368	1:01.192	1:44.530	57.646	112.9	2:03:25.065
31	1	3:53.574 B	1:01.625	1:44.425	1:07.524	107.9	2:07:18.639
32	1	9:21.604 B	5:31.848	1:47.025	2:02.731	44.9	2:16:40.243
33	1	5:56.703	3:05.564	1:52.259	58.880	70.7	2:22:36.946
34	1	3:50.269	1:01.524	1:49.872	58.873	109.5	2:26:27.215
35	1	3:52.799	1:01.101	1:50.590	1:01.108	108.3	2:30:20.014
36	1	3:50.477	1:00.650	1:50.543	59.284	109.4	2:34:10.491
37	1	3:53.173	1:01.550	1:52.468	59.155	108.1	2:38:03.664
38	1	3:51.095	1:02.001	1:50.175	58.919	109.1	2:41:54.759
39	1	3:46.080	1:01.130	1:47.418	57.532	111.5	2:45:40.839
40	1	3:40.117	1:00.167	1:42.441	57.509	114.5	2:49:20.956
41	1	3:42.604	1:00.144	1:45.270	57.190	113.3	2:53:03.560
42	1	3:43.725	1:02.338	1:43.341	58.046	112.7	2:56:47.285
43	1	3:37.291	59.077	1:42.484	55.730	116.0	3:00:24.576
44	1	3:34.666	59.866	1:39.850	54.950	117.5	3:03:59.242
45	1	3:31.332	58.082	1:38.351	54.899	119.3	3:07:30.574
46	1	3:25.529	56.242	1:35.141	54.146	122.7	3:10:56.103
47	1	3:27.079	58.453	1:36.055	52.571	121.8	3:14:23.182
48	1	3:37.573	57.280	1:42.423	57.870	115.9	3:18:00.755
49	1	3:27.406	56.481	1:36.358	54.567	121.6	3:21:28.161
50	1	4:05.050	1:01.213	1:39.251	1:24.586	102.9	3:25:33.211
51	1	4:46.153	1:19.953	2:03.608	1:22.592	88.1	3:30:19.364
52	1	4:36.225	1:14.817	2:04.071	1:17.337	91.3	3:34:55.589
53	1	4:30.576	1:19.959	2:05.020	1:05.597	93.2	3:39:26.165
54	1	3:30.924	56.345	1:39.301	55.278	119.5	3:42:57.089
55	1	3:29.730	56.168	1:37.760	55.802	120.2	3:46:26.819
56	1	3:32.470	58.461	1:40.335	53.674	118.7	3:49:59.289
57	1	3:25.654	56.237	1:36.587	52.830	122.6	3:53:24.943
58	1	3:30.971	58.011	1:37.322	55.638	119.5	3:56:55.914
59	1	3:25.251	57.751	1:34.292	53.208	122.8	4:00:21.165
60	1	3:27.811	56.764	1:36.699	54.348	121.3	4:03:48.976
61	1	3:38.678	58.424	1:39.166	1:01.088	115.3	4:07:27.654
62	1	3:47.860 B	1:01.496	1:41.492	1:04.872	110.7	4:11:15.514

78 1.Geraint OWEN 2.Charles KNILL-JONES — TRIUMPH TR4 GTS11

Lap	D	Time	Sector 1	Sector 2	Sector 3	Kph	Elapsed
1	1	4:42.151	1:52.583	1:49.106	1:00.462	87.8	4:42.151
2	1	3:48.537	1:03.912	1:44.899	59.726	110.3	8:30.688
3	1	3:45.938	1:04.406	1:43.556	57.976	111.6	12:16.626
4	1	3:46.687	1:03.912	1:44.295	58.480	111.2	16:03.313
5	1	3:46.655	1:03.707	1:44.060	58.888	111.2	19:49.968
6	1	3:47.051	1:03.793	1:44.925	58.333	111.1	23:37.019
7	1	3:44.420	1:03.142	1:43.588	57.690	112.4	27:21.439
8	1	3:44.661	1:03.151	1:43.597	57.913	112.2	31:06.100
9	1	3:46.770	1:03.439	1:44.330	59.001	111.2	34:52.870
10	1	3:45.122	1:03.195	1:43.708	58.219	112.0	38:37.992
11	1	3:47.858	1:04.226	1:44.172	59.460	110.7	42:25.850
12	1	3:52.034	1:06.759	1:46.811	58.464	108.7	46:17.884
13	1	3:47.119	1:04.371	1:45.139	57.609	111.0	50:05.003
14	1	3:46.222	1:03.290	1:44.498	58.434	111.5	53:51.225
15	1	3:48.049	1:03.576	1:44.469	1:00.004	110.6	57:39.274
16	1	3:47.581	1:03.788	1:44.877	58.916	110.8	1:01:26.855
17	1	3:59.380 B	1:03.319	1:45.938	1:10.123	105.3	1:05:26.235
18	1	5:25.569	2:21.673	1:49.626	1:14.270	77.4	1:10:51.804
19	1	4:46.086	1:41.533	2:02.149	1:02.404	88.1	1:15:37.890
20	1	3:54.000	1:04.848	1:49.375	59.777	107.8	1:19:31.890
21	1	3:47.580	1:03.552	1:45.381	58.647	110.8	1:23:19.470
22	1	3:50.109	1:03.856	1:47.424	58.829	109.6	1:27:09.579
23	1	3:47.134	1:02.759	1:45.147	59.228	111.0	1:30:56.713
24	1	3:48.971	1:03.682	1:47.813	57.476	110.1	1:34:45.684
25	1	3:48.400	1:02.724	1:44.734	1:00.942	110.4	1:38:34.084
26	1	3:43.727	1:02.449	1:43.559	57.719	112.7	1:42:17.811
27	1	3:45.420	1:03.368	1:45.029	57.023	111.9	1:46:03.231
28	1	3:42.737	1:02.288	1:43.670	56.779	113.2	1:49:45.968
29	1	3:42.779	1:02.640	1:42.945	57.194	113.2	1:53:28.747
30	1	3:40.275	1:01.560	1:41.597	57.118	114.5	1:57:09.022
31	1	3:47.193	1:02.020	1:43.403	1:01.770	111.0	2:00:56.215
32	1	3:43.749	1:03.928	1:42.915	56.906	112.7	2:04:39.964
33	1	3:47.957	1:02.939	1:44.880	1:00.138	110.6	2:08:27.921
34	1	3:45.370	1:02.526	1:43.445	59.399	111.9	2:12:13.291
35	1	3:40.210	1:02.082	1:42.250	55.878	114.5	2:15:53.501
36	1	3:46.115	1:05.598	1:44.887	55.630	111.5	2:19:39.616
37	1	3:41.560	1:03.600	1:41.236	56.724	113.8	2:23:21.176
38	1	3:38.790	1:02.248	1:40.084	56.458	115.2	2:26:59.966
39	1	3:36.505	1:01.044	1:40.011	55.450	116.5	2:30:36.471
40	1	3:37.668	1:01.664	1:39.643	56.361	115.8	2:34:14.139
41	1	3:36.741	1:00.858	1:41.004	54.879	116.3	2:37:50.880
42	1	3:35.437	1:02.603	1:39.334	53.500	117.0	2:41:26.317
43	1	3:34.032	1:01.312	1:39.010	53.710	117.8	2:45:00.349
44	1	3:29.627	1:00.831	1:35.909	52.887	120.3	2:48:29.976
45	1	3:24.935	1:00.319	1:33.162	51.454	123.0	2:51:54.911
46	1	3:26.853	1:00.270	1:33.235	53.348	121.9	2:55:21.764
47	1	3:24.938	59.480	1:33.842	51.616	123.0	2:58:46.702
48	1	3:23.013	58.766	1:32.327	51.920	124.2	3:02:09.715
49	1	3:23.649	59.614	1:30.876	53.159	123.8	3:05:33.364
50	1	3:21.633	59.200	1:29.896	52.537	125.0	3:08:54.997
51	1	3:21.948	58.876	1:28.810	54.262	124.9	3:12:16.945

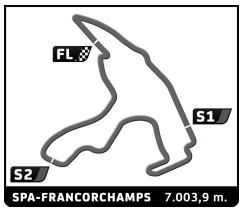

Spa Six Hours Endurance

SPA SIX HOURS

Race

Analysis

Personal Best | Session Best | **B** Crossing the finish line in pit lane

Lap	D	Time	Sector 1	Sector 2	Sector 3	Kph	Elapsed
52	1	3:35.937 B	1:01.253	1:33.674	1:01.010	116.8	3:15:52.882
53	1	11:41.061	8:26.391	1:46.664	1:28.006	36.0	3:27:33.943
54	1	4:43.720	1:15.668	1:57.983	1:30.069	88.9	3:32:17.663
55	1	4:36.854	1:24.034	1:55.518	1:17.302	91.1	3:36:54.517
56	1	3:55.505	1:08.550	1:49.053	57.902	107.1	3:40:50.022
57	1	3:33.206	59.863	1:36.977	56.366	118.3	3:44:23.228
58	1	3:24.562	1:00.302	1:30.784	53.476	123.3	3:47:47.790
59	1	3:26.323	59.830	1:32.866	53.627	122.2	3:51:14.113
60	1	3:23.802	59.526	1:29.807	54.469	123.7	3:54:37.915
61	1	3:22.810	59.543	1:29.749	53.518	124.3	3:58:00.725
62	1	3:24.102	1:00.130	1:31.481	52.491	123.5	4:01:24.827
63	1	3:23.894	59.426	1:30.276	54.192	123.7	4:04:48.721
64	1	3:24.890	1:00.826	1:30.876	53.188	123.1	4:08:13.611
65	1	3:26.551	1:00.307	1:32.381	53.863	122.1	4:11:40.162

79 1.Christiaen VAN LANSCHC 3.Nigel GREENSALL 2.Chris MILNER — FORD Mustang CT10

Lap	D	Time	Sector 1	Sector 2	Sector 3	Kph	Elapsed
1	1	4:12.582	1:24.169	1:47.590	1:00.823	98.1	4:12.582
2	1	3:44.043	1:01.597	1:43.641	58.805	112.5	7:56.625
3	1	3:41.709	1:00.042	1:44.563	57.104	113.7	11:38.334
4	1	3:39.779	59.089	1:43.130	57.560	114.7	15:18.113
5	1	3:41.362	1:00.279	1:43.698	57.385	113.9	18:59.475
6	1	3:41.673	59.426	1:45.095	57.152	113.7	22:41.148
7	1	3:41.412	59.034	1:45.096	57.282	113.9	26:22.560
8	1	3:44.468	1:01.735	1:45.540	57.193	112.3	30:07.028
9	1	3:41.734	59.846	1:43.224	58.664	113.7	33:48.762
10	1	3:43.458	1:02.404	1:43.687	57.367	112.8	37:32.220
11	1	3:41.311	58.559	1:44.551	58.201	113.9	41:13.531
12	1	3:47.194	1:01.723	1:46.239	59.232	111.0	45:00.725
13	1	3:44.286	1:01.173	1:46.542	56.571	112.4	48:45.011
14	1	3:41.727	1:00.878	1:43.284	57.565	113.7	52:26.738
15	1	3:41.725	1:00.480	1:44.059	57.186	113.7	56:08.463
16	1	3:43.822	1:03.065	1:43.943	56.814	112.7	59:52.285
17	1	4:00.597 B	1:06.773	1:45.447	1:08.377	104.8	1:03:52.882
18	1	12:57.786	...	1:44.272	57.798	32.4	1:16:50.668
19	1	3:50.697	1:00.236	1:45.731	1:04.730	109.3	1:20:41.365
20	1	4:02.807 B	1:05.948	1:44.691	1:12.168	103.8	1:24:44.172

80 1.Wolfgang FRIEDRICHS 3.Michael MALLOCK 2.Simon HADFIELD — ASTON MARTIN DB4 GT DP214 GTS12

Lap	D	Time	Sector 1	Sector 2	Sector 3	Kph	Elapsed
1	1	3:38.022	1:01.558	1:40.122	56.342	113.6	3:38.022
2	1	3:21.849	54.915	1:35.878	51.056	124.9	6:59.871
3	1	3:18.641	53.692	1:34.077	50.872	126.9	10:18.512
4	1	3:20.736	54.684	1:34.966	51.086	125.6	13:39.248
5	1	3:21.348	54.380	1:35.752	51.216	125.2	17:00.596
6	1	3:21.479	53.984	1:35.549	51.946	125.1	20:22.075
7	1	3:25.370	54.576	1:38.529	52.265	122.8	23:47.445
8	1	3:24.205	56.004	1:36.555	51.646	123.5	27:11.650
9	1	3:32.555	1:00.881	1:38.776	52.898	118.6	30:44.205
10	1	3:26.941	55.495	1:36.932	54.514	121.8	34:11.146
11	1	3:24.982	54.612	1:37.894	52.476	123.0	37:36.128
12	1	3:28.202	55.479	1:38.191	54.532	121.1	41:04.330
13	1	3:30.714	57.553	1:37.894	55.267	119.7	44:35.044
14	1	3:27.614	56.998	1:37.058	53.558	121.4	48:02.658
15	1	3:28.972	56.936	1:38.999	53.037	120.7	51:31.630
16	1	3:25.085	54.774	1:38.167	52.144	122.9	54:56.715
17	1	3:28.159	54.984	1:40.011	53.164	121.1	58:24.874
18	1	3:23.083	54.510	1:36.794	51.779	124.2	1:01:47.957
19	1	3:40.735	55.065	1:40.289	1:05.381	114.2	1:05:28.692
20	1	4:33.286	1:15.681	1:51.911	1:25.694	92.3	1:10:01.978
21	1	4:19.616	1:12.772	1:57.285	1:09.559	97.1	1:14:21.594
22	1	3:28.428	57.426	1:38.187	52.815	121.0	1:17:50.022
23	1	3:28.173	54.327	1:39.462	54.384	121.1	1:21:18.195
24	1	3:25.232	54.711	1:37.863	52.658	122.9	1:24:43.427
25	1	3:28.806	55.908	1:41.153	51.745	120.8	1:28:12.233
26	1	3:24.709	54.447	1:37.992	52.270	123.2	1:31:36.942
27	1	3:25.844	54.765	1:38.097	52.982	122.5	1:35:02.786
28	1	3:23.174	54.808	1:36.478	51.888	124.1	1:38:25.960
29	1	3:23.364	54.161	1:36.193	53.010	124.0	1:41:49.324
30	1	3:24.963	55.290	1:38.207	51.466	123.0	1:45:14.287
31	1	3:25.028	55.501	1:36.652	52.875	123.0	1:48:39.315
32	1	3:29.793	57.016	1:39.777	53.000	120.2	1:52:09.108
33	1	3:26.264	54.936	1:37.279	54.049	122.2	1:55:35.372
34	1	3:25.296	55.717	1:36.759	52.820	122.8	1:59:00.668
35	1	3:25.111	54.817	1:37.346	52.948	122.9	2:02:25.779
36	1	3:26.295	54.610	1:38.031	53.654	122.2	2:05:52.074
37	1	3:24.616	54.649	1:35.535	54.432	123.2	2:09:16.690
38	1	3:23.183	54.411	1:37.081	51.691	124.1	2:12:39.873
39	1	3:24.357	55.649	1:37.199	51.509	123.4	2:16:04.230
40	1	3:32.102 B	54.615	1:35.200	1:02.287	118.9	2:19:36.332
41	1	5:06.340	2:26.492	1:42.081	57.767	82.3	2:24:42.672
42	1	3:40.826	59.837	1:44.078	56.911	114.2	2:28:23.498
43	1	3:38.155	59.234	1:43.837	55.084	115.6	2:32:01.653
44	1	3:38.096	59.392	1:42.735	55.969	115.6	2:35:39.749
45	1	3:37.898	59.906	1:44.464	53.528	115.7	2:39:17.647
46	1	3:31.347	57.982	1:41.116	52.249	119.3	2:42:48.994
47	1	3:27.108	57.653	1:38.003	51.452	121.7	2:46:16.102
48	1	3:27.319	57.476	1:38.631	51.212	121.6	2:49:43.421
49	1	3:26.221	55.911	1:37.717	52.593	122.3	2:53:09.642
50	1	3:27.399	57.326	1:39.084	50.989	121.6	2:56:37.041
51	1	3:26.220	56.775	1:37.308	52.137	122.3	3:00:03.261
52	1	3:22.846	56.213	1:36.364	50.269	124.3	3:03:26.107
53	1	3:20.555	54.949	1:35.447	50.159	125.7	3:06:46.662
54	1	3:22.388	56.011	1:32.936	53.441	124.6	3:10:09.050
55	1	3:16.963	55.951	1:31.822	49.190	128.0	3:13:26.013
56	1	3:14.901	54.575	1:30.593	49.733	129.4	3:16:40.914
57	1	3:16.265	54.371	1:30.957	50.937	128.5	3:19:57.179
58	1	3:35.244	56.780	1:37.717	1:00.747	117.1	3:23:32.423
59	1	4:23.189	1:01.577	1:45.532	1:36.080	95.8	3:27:55.612
60	1	4:50.837 B	1:06.561	1:56.445	1:47.831	86.7	3:32:46.449
61	1	10:54.877	8:40.892	1:25.765	48.220	38.5	3:43:41.326
62	1	3:02.601	51.703	1:24.647	46.251	138.1	3:46:43.927
63	1	3:01.741	51.242	1:23.987	46.512	138.7	3:49:45.668
64	1	3:02.742	52.507	1:22.776	47.459	138.0	3:52:48.410
65	1	3:02.103	52.422	1:23.200	46.481	138.5	3:55:50.513
66	1	3:03.449	51.437	1:25.607	46.405	137.4	3:58:53.962
67	1	3:04.272	51.774	1:24.791	47.707	136.8	4:01:58.234
68	1	3:02.151	50.980	1:24.541	46.630	138.4	4:05:00.385
69	1	3:01.980	50.928	1:23.521	47.531	138.6	4:08:02.365
70	1	3:05.399	51.069	1:22.391	51.939	136.0	4:11:07.764
71	1	3:23.941	50.508	1:45.970	47.463	123.6	4:14:31.705

81 1.Georg NOLTE 3.Michael GANS 2.Diogo FERRAO — FORD GT40 GTP+

Lap	D	Time	Sector 1	Sector 2	Sector 3	Kph	Elapsed
1	1	5:40.471	2:47.154	1:51.174	1:02.143	72.8	5:40.471

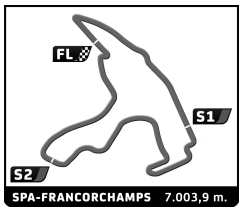

Spa Six Hours Endurance
SPA SIX HOURS
Race
Analysis

Personal Best | Session Best | **B** Crossing the finish line in pit lane

Lap	D	Time	Sector 1	Sector 2	Sector 3	Kph	Elapsed
2	1	3:51.093	1:03.398	1:47.028	1:00.667	109.1	9:31.564
3	1	3:56.518	1:03.114	1:50.738	1:02.666	106.6	13:28.082
4	1	3:58.172	1:05.122	1:50.390	1:02.660	105.9	17:26.254
5	1	4:09.373 B	1:05.521	1:52.009	1:11.843	101.1	21:35.627
6	1	5:59.036	3:24.336	1:40.092	54.608	70.2	27:34.663
7	1	4:07.937 B	55.994	1:58.789	1:13.154	101.7	31:42.600

83 1.John ALLEN 2.Geoffrey TURRAL 3.Chris SNOWDON — MG B GTS11

Lap	D	Time	Sector 1	Sector 2	Sector 3	Kph	Elapsed
1	1	4:57.087	2:05.812	1:50.454	1:00.821	83.4	4:57.087
2	1	3:52.839	1:06.246	1:46.194	1:00.399	108.3	8:49.926
3	1	3:51.260	1:05.159	1:45.609	1:00.492	109.0	12:41.186
4	1	3:50.318	1:05.316	1:46.483	58.519	109.5	16:31.504
5	1	3:50.651	1:05.943	1:45.586	59.122	109.3	20:22.155
6	1	3:49.743	1:04.340	1:44.231	1:01.172	109.7	24:11.898
7	1	3:56.666	1:07.984	1:48.457	1:00.225	106.5	28:08.564
8	1	3:53.341	1:05.386	1:47.717	1:00.238	108.1	32:01.905
9	1	3:49.210	1:04.998	1:44.524	59.688	110.0	35:51.115
10	1	3:53.457	1:05.786	1:46.976	1:00.695	108.0	39:44.572
11	1	3:57.106	1:06.740	1:48.390	1:01.976	106.3	43:41.678
12	1	3:57.236	1:07.255	1:49.822	1:00.159	106.3	47:38.914
13	1	3:53.162	1:07.363	1:46.526	59.273	108.1	51:32.076
14	1	3:52.294	1:06.514	1:45.618	1:00.162	108.5	55:24.370
15	1	3:53.003	1:05.650	1:48.191	59.162	108.2	59:17.373
16	1	3:52.954	1:05.444	1:45.816	1:01.694	108.2	1:03:10.327
17	1	4:17.603 B	1:09.341	1:53.482	1:14.780	97.9	1:07:27.930
18	1	6:59.476	4:08.249	1:50.444	1:00.783	60.1	1:14:27.406
19	1	3:53.374	1:05.615	1:47.008	1:00.751	108.0	1:18:20.780
20	1	4:05.565	1:08.284	1:54.308	1:02.973	102.7	1:22:26.345
21	1	3:55.038	1:05.759	1:47.768	1:01.511	107.3	1:26:21.383
22	1	3:52.915	1:06.182	1:46.961	59.772	108.3	1:30:14.298
23	1	3:49.552	1:04.489	1:46.267	58.796	109.8	1:34:03.850
24	1	3:49.381	1:05.068	1:45.530	58.783	109.9	1:37:53.231
25	1	3:49.627	1:04.306	1:44.826	1:00.495	109.8	1:41:42.858
26	1	3:47.459	1:05.119	1:44.708	57.632	110.9	1:45:30.317
27	1	3:47.178	1:03.952	1:44.983	58.243	111.0	1:49:17.495
28	1	3:44.540	1:03.886	1:43.959	56.695	112.3	1:53:02.035
29	1	3:42.678	1:03.190	1:42.371	57.117	113.2	1:56:44.713
30	1	3:46.867	1:03.334	1:45.559	57.974	111.1	2:00:31.580
31	1	3:41.609	1:03.072	1:41.714	56.823	113.8	2:04:13.189
32	1	3:44.369	1:03.653	1:41.875	58.841	112.4	2:07:57.558
33	1	3:43.671	1:03.110	1:43.543	57.018	112.7	2:11:41.229
34	1	3:41.735	1:03.024	1:41.469	57.242	113.7	2:15:22.964
35	1	3:40.314	1:03.144	1:41.612	55.558	114.4	2:19:03.278
36	1	3:39.283	1:02.022	1:40.222	57.039	115.0	2:22:42.561
37	1	3:40.669	1:03.149	1:41.031	56.489	114.3	2:26:23.230
38	1	3:37.021	1:02.100	1:39.434	55.487	116.2	2:30:00.251
39	1	3:38.926	1:03.046	1:40.734	55.146	115.2	2:33:39.177
40	1	3:35.520	1:02.021	1:38.936	54.563	117.0	2:37:14.697
41	1	3:37.474	1:02.658	1:40.232	54.584	115.9	2:40:52.171
42	1	3:33.573	1:01.652	1:37.846	54.075	118.1	2:44:25.744
43	1	3:36.049	1:01.865	1:37.872	56.312	116.7	2:48:01.793
44	1	3:33.794	1:02.688	1:36.804	54.302	117.9	2:51:35.587
45	1	3:34.733	1:04.080	1:37.216	53.437	117.4	2:55:10.320

84 1.Maxime GUENAT 2.Dominique GUENAT 3.Guillaume/Yvan MAHE/MA — FORD GT40 GTP+

Lap	D	Time	Sector 1	Sector 2	Sector 3	Kph	Elapsed
1	1	3:43.352	1:04.042	1:40.961	58.349	110.9	3:43.352
2	1	3:31.386	57.614	1:39.897	53.875	119.3	7:14.738
3	1	3:22.658	53.854	1:36.614	52.190	124.4	10:37.396
4	1	3:23.233	54.784	1:36.371	52.078	124.1	14:00.629
5	1	3:23.711	54.337	1:35.941	53.433	123.8	17:24.340
6	1	3:23.437	54.126	1:36.540	52.771	123.9	20:47.777
7	1	3:26.278	53.792	1:37.554	54.932	122.2	24:14.055
8	1	3:27.526	56.762	1:38.197	52.567	121.5	27:41.581
9	1	3:25.340	55.371	1:36.679	53.290	122.8	31:06.921
10	1	3:26.720	55.043	1:37.547	54.130	122.0	34:33.641
11	1	3:29.250	56.495	1:37.974	54.781	120.5	38:02.891
12	1	3:30.546	55.981	1:38.937	55.628	119.8	41:33.437
13	1	3:32.196	57.354	1:40.124	54.718	118.8	45:05.633
14	1	3:31.739	57.182	1:39.666	54.891	119.1	48:37.372
15	1	3:29.914	57.234	1:39.280	53.400	120.1	52:07.286
16	1	3:29.041	56.277	1:38.442	54.322	120.6	55:36.327
17	1	3:26.336	56.318	1:37.517	52.501	122.2	59:02.663
18	1	3:25.861	55.852	1:37.510	52.499	122.5	1:02:28.524
19	1	3:41.455	54.479	1:40.771	1:06.205	113.9	1:06:09.979
20	1	4:32.899	1:20.704	1:55.230	1:16.965	92.4	1:10:42.878
21	1	4:40.601	1:42.900	2:02.646	55.055	89.9	1:15:23.479
22	1	3:25.028	54.875	1:36.894	53.259	123.0	1:18:48.507
23	1	3:24.903	54.484	1:38.086	52.333	123.1	1:22:13.410
24	1	3:25.298	54.437	1:38.237	52.624	122.8	1:25:38.708
25	1	3:28.057	56.148	1:38.873	53.036	121.2	1:29:06.765
26	1	3:25.223	54.135	1:37.156	53.932	122.9	1:32:31.988
27	1	3:27.652	56.609	1:38.341	52.702	121.4	1:35:59.640
28	1	3:23.517	54.702	1:37.139	51.676	123.9	1:39:23.157
29	1	3:24.628	54.754	1:37.730	52.144	123.2	1:42:47.785
30	1	3:24.265	54.821	1:36.445	52.999	123.4	1:46:12.050
31	1	3:30.145 B	55.083	1:36.025	59.037	120.0	1:49:42.195
32	1	10:31.271	7:57.291	1:39.417	54.563	39.9	2:00:13.466
33	1	3:29.473	56.625	1:39.310	53.538	120.4	2:03:42.939
34	1	3:29.878	56.615	1:38.325	54.938	120.1	2:07:12.817
35	1	3:28.482	55.763	1:39.095	53.624	120.9	2:10:41.299
36	1	3:28.789	55.561	1:37.695	55.533	120.8	2:14:10.088
37	1	3:26.820	56.740	1:36.308	53.772	121.9	2:17:36.908
38	1	3:22.465	53.543	1:36.538	52.384	124.5	2:20:59.373
39	1	3:20.177	53.152	1:35.610	51.415	126.0	2:24:19.550
40	1	3:22.173	54.320	1:37.330	50.523	124.7	2:27:41.723
41	1	3:18.494	54.382	1:34.457	49.655	127.0	2:31:00.217
42	1	3:20.574	53.279	1:34.306	52.989	125.7	2:34:20.791
43	1	4:50.630 B	1:27.376	2:01.692	1:21.562	86.8	2:39:11.421

85 1.David TOMLIN 2.Andrew LAWLEY 3.Richard MEADEN — LOTUS Elan 26R GTS10

Lap	D	Time	Sector 1	Sector 2	Sector 3	Kph	Elapsed
1	1	3:58.867	1:16.245	1:44.439	58.183	103.7	3:58.867
2	1	3:42.008	1:02.818	1:42.832	56.358	113.6	7:40.875
3	1	3:34.184	59.103	1:39.325	55.756	117.7	11:15.059
4	1	3:34.760	59.951	1:40.660	54.149	117.4	14:49.819
5	1	3:31.348	58.407	1:38.461	54.480	119.3	18:21.167
6	1	3:30.272	57.891	1:38.835	53.546	119.9	21:51.439
7	1	3:31.940	57.882	1:38.744	55.314	119.0	25:23.379
8	1	3:40.979	58.976	1:47.452	54.551	114.1	29:04.358
9	1	3:38.312	59.828	1:40.500	57.984	115.5	32:42.670
10	1	3:34.637	58.513	1:39.995	56.129	117.5	36:17.307
11	1	3:35.286	58.738	1:40.658	55.890	117.1	39:52.593
12	1	3:59.122	1:00.579	1:40.975	1:17.568	105.4	43:51.715

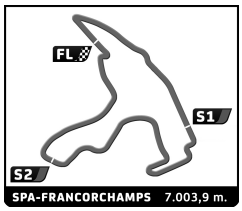

Spa Six Hours Endurance

SPA SIX HOURS

Race

Analysis

Personal Best | Session Best | **B** Crossing the finish line in pit lane

Lap	D	Time	Sector 1	Sector 2	Sector 3	Kph	Elapsed
13	1	3:41.544	1:01.335	1:43.574	56.635	113.8	47:33.259
14	1	3:38.552	59.992	1:42.602	55.958	115.4	51:11.811
15	1	3:37.709	58.644	1:42.574	56.491	115.8	54:49.520
16	1	3:35.480	58.436	1:40.506	56.538	117.0	58:25.000
17	1	3:32.624	58.083	1:39.394	55.147	118.6	1:01:57.624
18	1	3:54.459	58.140	1:44.885	1:11.434	107.5	1:05:52.083
19	1	4:38.686	1:23.665	1:57.378	1:17.643	90.5	1:10:30.769
20	1	4:45.128	1:41.513	2:07.070	56.545	88.4	1:15:15.897
21	1	3:34.744	58.849	1:39.322	56.573	117.4	1:18:50.641
22	1	3:33.004	58.020	1:39.916	55.068	118.4	1:22:23.645
23	1	3:34.591	58.126	1:41.866	54.599	117.5	1:25:58.236
24	1	3:31.019	57.782	1:39.211	54.026	119.5	1:29:29.255
25	1	3:32.568	58.791	1:39.869	53.908	118.6	1:33:01.823
26	1	3:32.242	58.676	1:39.149	54.417	118.8	1:36:34.065
27	1	3:34.531	1:00.871	1:38.810	54.850	117.5	1:40:08.596
28	1	3:31.972	58.423	1:39.490	54.059	119.0	1:43:40.568
29	1	3:33.475	58.825	1:40.594	54.056	118.1	1:47:14.043
30	1	3:32.968	57.656	1:41.194	54.118	118.4	1:50:47.011
31	1	3:31.054	58.705	1:39.375	52.974	119.5	1:54:18.065
32	1	3:42.390	1:00.012	1:49.227	53.151	113.4	1:58:00.455
33	1	3:29.951	59.303	1:37.359	53.289	120.1	2:01:30.406
34	1	3:32.172	59.217	1:38.185	54.770	118.8	2:05:02.578
35	1	3:33.470	57.259	1:38.291	57.920	118.1	2:08:36.048

86 1.Jeremy COOKE 2.Kevin BIRD 3.Martin THOMAS — FORD Shelby Mustang 350 GT — GTS12

Lap	D	Time	Sector 1	Sector 2	Sector 3	Kph	Elapsed
1	1	5:15.630	2:26.725	1:48.054	1:00.851	78.5	5:15.630
2	1	3:49.529	1:04.617	1:44.370	1:00.542	109.9	9:05.159
3	1	3:44.975	1:03.858	1:43.162	57.955	112.1	12:50.134
4	1	3:42.723	59.781	1:43.588	59.354	113.2	16:32.857
5	1	3:41.880	1:02.322	1:41.959	57.599	113.6	20:14.737
6	1	3:49.084 B	1:00.352	1:43.971	1:04.761	110.1	24:03.821
7	1	8:40.254	5:56.144	1:42.679	1:01.431	48.5	32:44.075
8	1	3:48.242	1:01.751	1:47.531	58.960	110.5	36:32.317
9	1	3:54.425	1:02.575	1:48.441	1:03.409	107.6	40:26.742
10	1	3:56.450	1:05.933	1:48.641	1:01.876	106.6	44:23.192
11	1	3:48.063	1:02.801	1:45.975	59.287	110.6	48:11.255
12	1	3:47.682	1:02.022	1:45.437	1:00.223	110.7	51:58.937
13	1	3:46.620	1:01.801	1:45.844	58.975	111.3	55:45.557
14	1	3:52.038	1:02.311	1:49.750	59.977	108.7	59:37.595
15	1	3:46.223	1:00.640	1:44.915	1:00.668	111.5	1:03:23.818
16	1	4:10.089	1:07.047	1:52.100	1:10.942	100.8	1:07:33.907
17	1	4:08.321 B	1:10.944	1:49.053	1:08.324	101.5	1:11:42.228

87 1.Nicholas PADMORE 2.Grant TROMANS 3.Richard MEADEN — LOTUS Elan 26R — GTS10

Lap	D	Time	Sector 1	Sector 2	Sector 3	Kph	Elapsed
1	1	3:44.132	1:06.691	1:41.098	56.343	110.5	3:44.132
2	1	3:32.663	57.861	1:40.755	54.047	118.6	7:16.795
3	1	3:28.644	55.807	1:39.043	53.794	120.8	10:45.439
4	1	3:40.365	55.961	1:51.292	53.112	114.4	14:25.804
5	1	3:27.637	56.187	1:38.495	52.955	121.4	17:53.441
6	1	3:27.902	56.095	1:38.478	53.329	121.3	21:21.343
7	1	3:29.227	56.017	1:39.725	53.485	120.5	24:50.570
8	1	3:29.485	56.936	1:38.746	53.803	120.4	28:20.055
9	1	3:33.532	58.346	1:39.898	55.288	118.1	31:53.587
10	1	3:30.608	56.597	1:39.881	54.130	119.7	35:24.195
11	1	3:32.536	57.126	1:40.807	54.603	118.6	38:56.731
12	1	3:31.038	56.516	1:39.774	54.748	119.5	42:27.769
13	1	3:38.293	1:00.662	1:42.161	55.470	115.5	46:06.062
14	1	3:33.750	57.138	1:41.831	54.781	118.0	49:39.812
15	1	3:28.445	56.006	1:39.328	53.111	121.0	53:08.257
16	1	3:31.591	56.948	1:40.493	54.150	119.2	56:39.848
17	1	3:31.128	56.671	1:40.510	53.947	119.4	1:00:10.976
18	1	3:29.048	55.520	1:39.302	54.226	120.6	1:03:40.024
19	1	4:10.175	1:11.484	1:47.961	1:10.730	100.8	1:07:50.199
20	1	4:05.488	1:09.796	1:51.038	1:04.654	102.7	1:11:55.687
21	1	4:04.735	1:05.870	2:05.333	53.532	103.0	1:16:00.422
22	1	3:30.056	56.108	1:39.933	54.015	120.0	1:19:30.478
23	1	3:30.017	56.168	1:39.822	54.027	120.1	1:23:00.495
24	1	3:31.364	56.519	1:40.666	54.179	119.3	1:26:31.859
25	1	3:30.355	56.585	1:40.225	53.545	119.9	1:30:02.214
26	1	3:29.434	57.039	1:38.811	53.584	120.4	1:33:31.648
27	1	3:29.843	56.253	1:39.669	53.921	120.2	1:37:01.491
28	1	3:35.257	56.600	1:41.928	56.729	117.1	1:40:36.748
29	1	3:29.075	56.955	1:38.820	53.300	120.6	1:44:05.823
30	1	3:30.092	56.040	1:40.604	53.448	120.0	1:47:35.915
31	1	3:30.241	57.079	1:39.587	53.575	119.9	1:51:06.156
32	1	3:28.926	56.779	1:39.371	52.776	120.7	1:54:35.082
33	1	3:30.021	57.787	1:38.684	53.550	120.1	1:58:05.103
34	1	3:25.707	56.779	1:36.959	51.969	122.6	2:01:30.810
35	1	3:29.418	58.079	1:37.087	54.252	120.4	2:05:00.228
36	1	3:30.099	56.387	1:38.305	55.407	120.0	2:08:30.327
37	1	3:30.212	57.480	1:39.724	53.008	119.9	2:12:00.539
38	1	3:28.263	56.659	1:38.431	53.173	121.1	2:15:28.802
39	1	3:25.932	56.642	1:37.592	51.698	122.4	2:18:54.734
40	1	3:36.421 B	55.740	1:37.372	1:03.309	116.5	2:22:31.155
41	1	5:21.150	2:42.144	1:44.807	54.199	78.5	2:27:52.305
42	1	3:32.936	57.845	1:40.826	54.265	118.4	2:31:25.241
43	1	3:31.023	57.929	1:39.808	53.286	119.5	2:34:56.264
44	1	3:34.137	57.802	1:41.830	54.505	117.7	2:38:30.401
45	1	3:29.812	57.745	1:39.432	52.635	120.2	2:42:00.213
46	1	3:28.660	57.429	1:38.521	52.710	120.8	2:45:28.873
47	1	3:28.583	56.393	1:40.496	51.694	120.9	2:48:57.456
48	1	3:22.266	56.078	1:34.702	51.486	124.7	2:52:19.722
49	1	3:21.866	57.050	1:33.628	51.188	124.9	2:55:41.588
50	1	3:17.920	56.327	1:31.307	50.286	127.4	2:58:59.508
51	1	3:16.139	54.532	1:29.546	52.061	128.6	3:02:15.647
52	1	3:13.248	54.771	1:28.860	49.617	130.5	3:05:28.895
53	1	3:11.643	53.987	1:27.811	49.845	131.6	3:08:40.538
54	1	3:10.963	53.937	1:27.606	49.420	132.0	3:11:51.501
55	1	3:15.690	54.677	1:31.147	49.866	128.8	3:15:07.191
56	1	3:10.100	53.247	1:25.786	51.067	132.6	3:18:17.291
57	1	3:58.603	54.047	1:46.423	1:18.133	105.7	3:22:15.894
58	1	4:39.453	1:16.704	2:02.089	1:20.660	90.2	3:26:55.347
59	1	4:53.106	1:27.104	2:03.863	1:22.139	86.0	3:31:48.453
60	1	4:43.494 B	1:28.307	2:01.508	1:13.679	88.9	3:36:31.947
61	1	12:17.886	...	1:26.910	48.048	34.2	3:48:49.833
62	1	3:08.764	53.091	1:26.059	49.614	133.6	3:51:58.597
63	1	3:10.826	53.625	1:28.309	48.892	132.1	3:55:09.423
64	1	3:03.325	52.423	1:24.375	46.527	137.5	3:58:12.748
65	1	3:02.764	52.450	1:23.851	46.463	138.0	4:01:15.512
66	1	3:03.651	51.918	1:24.464	47.269	137.3	4:04:19.163
67	1	3:04.872	51.304	1:23.734	49.834	136.4	4:07:24.035
68	1	3:07.630	52.422	1:27.639	47.569	134.4	4:10:31.665

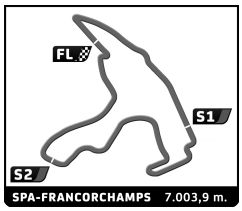

Spa Six Hours Endurance

SPA SIX HOURS

Race

Analysis

Personal Best | Session Best | **B** Crossing the finish line in pit lane

89 — JAGUAR E Type GTS12

1.Michael GRAY
2.Kallum GRAY

Lap	D	Time	Sector 1	Sector 2	Sector 3	Kph	Elapsed
1	1	3:57.273	1:12.395	1:46.971	57.907	104.4	3:57.273
2	1	3:38.512	1:00.470	1:42.511	55.531	115.4	7:35.785
3	1	3:37.772	1:00.084	1:42.560	55.128	115.8	11:13.557
4	1	3:33.525	58.099	1:40.771	54.655	118.1	14:47.082
5	1	3:35.179	58.430	1:41.254	55.495	117.2	18:22.261
6	1	3:34.911	58.530	1:41.111	55.270	117.3	21:57.172
7	1	3:34.688	57.456	1:41.891	55.341	117.4	25:31.860
8	1	3:35.200	1:00.157	1:40.996	54.047	117.2	29:07.060
9	1	3:37.594	58.467	1:42.029	57.098	115.9	32:44.654
10	1	3:40.069	58.961	1:43.768	57.340	114.6	36:24.723
11	1	3:40.388	59.205	1:44.502	56.681	114.4	40:05.111
12	1	3:40.986	1:00.476	1:42.894	57.616	114.1	43:46.097
13	1	3:45.454	1:01.729	1:47.283	56.442	111.8	47:31.551
14	1	3:36.635	57.854	1:42.845	55.936	116.4	51:08.186
15	1	3:40.173	59.189	1:44.244	56.740	114.5	54:48.359
16	1	3:39.784	58.619	1:44.168	56.997	114.7	58:28.143
17	1	3:36.475	58.299	1:43.084	55.092	116.5	1:02:04.618
18	1	3:53.051	57.524	1:46.058	1:09.469	108.2	1:05:57.669
19	1	4:36.243	1:22.721	1:55.739	1:17.783	91.3	1:10:33.912
20	1	4:47.688	1:42.611	2:05.215	59.862	87.6	1:15:21.600
21	1	3:35.725	57.698	1:42.682	55.345	116.9	1:18:57.325
22	1	3:39.590	58.900	1:45.087	55.603	114.8	1:22:36.915
23	1	3:44.006	59.544	1:47.209	57.253	112.6	1:26:20.921
24	1	3:42.965	59.476	1:46.145	57.344	113.1	1:30:03.886
25	1	3:39.329	59.055	1:44.201	56.073	115.0	1:33:43.215
26	1	3:43.207	58.142	1:48.373	56.692	113.0	1:37:26.422
27	1	3:43.816	59.564	1:44.428	59.824	112.7	1:41:10.238
28	1	3:44.615	1:00.313	1:45.740	58.562	112.3	1:44:54.853
29	1	3:41.397	59.203	1:45.419	56.775	113.9	1:48:36.250
30	1	3:40.750	59.847	1:44.736	56.167	114.2	1:52:17.000
31	1	3:37.157	57.893	1:42.918	56.346	116.1	1:55:54.157
32	1	3:34.189	57.475	1:42.398	54.316	117.7	1:59:28.346
33	1	3:33.271	57.773	1:41.248	54.250	118.2	2:03:01.617
34	1	3:36.158	56.828	1:41.892	57.438	116.6	2:06:37.775
35	1	3:40.409	59.001	1:42.941	58.467	114.4	2:10:18.184
36	1	3:33.381	57.035	1:42.564	53.782	118.2	2:13:51.565
37	1	3:46.718 **B**	57.393	1:43.725	1:05.600	111.2	2:17:38.283
38	1	11:31.792	8:50.917	1:44.638	56.237	36.4	2:29:10.075
39	1	3:35.489	59.493	1:40.950	55.046	117.0	2:32:45.564
40	1	3:31.230	58.257	1:38.858	54.115	119.4	2:36:16.794
41	1	3:33.566	58.785	1:39.954	54.827	118.1	2:39:50.360
42	1	3:28.857	57.756	1:38.369	52.732	120.7	2:43:19.217
43	1	3:28.775	58.689	1:37.451	52.635	120.8	2:46:47.992
44	1	3:27.430	57.476	1:36.644	53.310	121.6	2:50:15.422
45	1	3:31.256	1:01.429	1:37.225	52.602	119.4	2:53:46.678
46	1	3:24.042	57.947	1:34.644	51.451	123.6	2:57:10.720
47	1	3:23.559	56.315	1:33.115	54.129	123.9	3:00:34.279
48	1	3:20.471	56.226	1:32.841	51.404	125.8	3:03:54.750
49	1	3:20.914	56.880	1:31.653	52.381	125.5	3:07:15.664
50	1	3:18.943	55.539	1:31.509	51.895	126.7	3:10:34.607
51	1	3:16.037	55.131	1:29.764	51.142	128.6	3:13:50.644
52	1	3:17.026	54.497	1:31.651	50.878	128.0	3:17:07.670
53	1	3:19.132	54.986	1:29.349	54.797	126.6	3:20:26.802
54	1	4:39.267	1:05.998	2:06.838	1:26.431	90.3	3:25:06.069
55	1	4:52.175	1:24.248	2:09.779	1:18.148	86.3	3:29:58.244
56	1	4:38.562	1:18.243	2:08.100	1:12.219	90.5	3:34:36.806
57	1	4:34.883	1:19.724	2:10.522	1:04.637	91.7	3:39:11.689
58	1	3:19.997	55.677	1:33.303	51.017	126.1	3:42:31.686
59	1	3:13.742	54.905	1:28.005	50.832	130.1	3:45:45.428
60	1	3:10.610	53.648	1:26.815	50.147	132.3	3:48:56.038
61	1	3:10.156	53.342	1:26.438	50.376	132.6	3:52:06.194
62	1	3:13.678	53.426	1:30.201	50.051	130.2	3:55:19.872
63	1	3:09.416	53.304	1:26.955	49.157	133.1	3:58:29.288
64	1	3:07.734	53.062	1:25.442	49.230	134.3	4:01:37.022
65	1	3:10.510	54.353	1:27.295	48.862	132.4	4:04:47.532
66	1	3:08.902	53.269	1:27.058	48.575	133.5	4:07:56.434
67	1	3:11.941	53.576	1:26.264	52.101	131.4	4:11:08.375
68	1	3:17.112	52.757	1:33.655	50.700	127.9	4:14:25.487

91 — MG B GTS11

1.Neil FOWLER
2.Mark SCOTT
3.Russell McCARTHY

Lap	D	Time	Sector 1	Sector 2	Sector 3	Kph	Elapsed
1	1	5:36.102	2:48.261	1:48.219	59.622	73.7	5:36.102
2	1	3:45.762	1:03.421	1:44.121	58.220	111.7	9:21.864
3	1	3:45.619	1:02.907	1:42.898	59.814	111.8	13:07.483
4	1	3:47.208	1:03.277	1:44.592	59.339	111.0	16:54.691
5	1	3:44.623	1:03.087	1:43.474	58.062	112.3	20:39.314
6	1	3:46.516	1:01.922	1:45.183	59.411	111.3	24:25.830
7	1	3:45.695	1:03.274	1:44.298	58.123	111.7	28:11.525
8	1	3:44.204	1:02.238	1:43.063	58.903	112.5	31:55.729
9	1	3:45.351	1:02.824	1:43.598	58.929	111.9	35:41.080
10	1	3:45.344	1:02.263	1:44.122	58.959	111.9	39:26.424
11	1	3:49.732	1:02.972	1:47.156	59.604	109.8	43:16.156
12	1	3:45.294	1:03.647	1:43.604	58.043	111.9	47:01.450
13	1	3:44.242	1:03.070	1:43.742	57.430	112.4	50:45.692
14	1	3:44.569	1:02.202	1:43.710	58.657	112.3	54:30.261
15	1	3:42.174	1:03.135	1:42.072	56.967	113.5	58:12.435
16	1	3:40.551	1:01.239	1:41.958	57.354	114.3	1:01:52.986
17	1	4:02.590	1:01.803	1:49.290	1:11.497	103.9	1:05:55.576
18	1	4:37.457	1:23.126	1:56.443	1:17.888	90.9	1:10:33.033
19	1	4:49.993	1:42.173	2:05.994	1:01.826	86.9	1:15:23.026
20	1	3:43.626	1:01.646	1:43.170	58.810	112.8	1:19:06.652
21	1	3:43.546	1:01.799	1:44.298	57.449	112.8	1:22:50.198
22	1	3:41.407	1:02.535	1:41.510	57.362	113.9	1:26:31.605
23	1	3:40.859	1:01.444	1:42.176	57.239	114.2	1:30:12.464
24	1	3:39.060	1:01.603	1:40.854	56.603	115.1	1:33:51.524
25	1	3:39.456	1:00.986	1:41.750	56.720	114.9	1:37:30.980
26	1	3:45.183	1:01.519	1:45.414	58.250	112.0	1:41:16.163
27	1	3:39.929	1:02.068	1:41.547	56.314	114.6	1:44:56.092
28	1	3:41.808	1:02.363	1:42.587	56.858	113.7	1:48:37.900
29	1	3:49.770 **B**	1:00.743	1:42.569	1:06.458	109.7	1:52:27.670
30	1	6:10.254	3:16.594	1:51.036	1:02.624	68.1	1:58:37.924
31	1	4:01.600	1:05.769	1:50.962	1:04.869	104.4	2:02:39.524
32	1	3:55.164	1:04.690	1:49.596	1:00.878	107.2	2:06:34.688
33	1	3:54.396	1:04.442	1:49.235	1:00.719	107.6	2:10:29.084
34	1	3:54.906	1:03.432	1:48.995	1:02.479	107.3	2:14:23.990
35	1	3:47.752	1:03.421	1:45.525	58.806	110.7	2:18:11.742
36	1	3:46.871	1:03.010	1:46.269	57.592	111.1	2:21:58.613
37	1	3:49.366	1:03.244	1:46.389	59.733	109.9	2:25:47.979
38	1	3:46.602	1:02.245	1:46.233	58.124	111.3	2:29:34.581
39	1	3:46.230	1:02.119	1:44.372	59.739	111.5	2:33:20.811
40	1	3:45.194	1:02.347	1:45.128	57.719	112.0	2:37:06.005
41	1	3:38.633	1:01.574	1:41.611	55.448	115.3	2:40:44.638
42	1	3:36.723	1:01.282	1:40.309	55.132	116.3	2:44:21.361

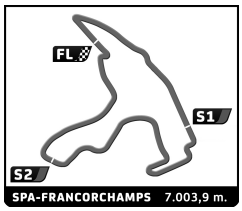

Spa Six Hours Endurance

SPA SIX HOURS

Race

Analysis

Personal Best | Session Best | **B** Crossing the finish line in pit lane

Lap	D	Time	Sector 1	Sector 2	Sector 3	Kph	Elapsed
43	1	3:40.839	1:01.552	1:40.972	58.315	114.2	2:48:02.200
44	1	3:32.991	1:00.879	1:37.517	54.595	118.4	2:51:35.191
45	1	3:31.715	1:01.015	1:37.248	53.452	119.1	2:55:06.906
46	1	3:29.724	1:00.482	1:35.434	53.808	120.2	2:58:36.630
47	1	3:26.899	1:00.192	1:33.397	53.310	121.9	3:02:03.529
48	1	3:27.291	59.749	1:33.697	53.845	121.6	3:05:30.820
49	1	3:25.847	59.586	1:33.576	52.685	122.5	3:08:56.667
50	1	3:24.169	59.677	1:31.545	52.947	123.5	3:12:20.836
51	1	3:26.119	59.179	1:33.276	53.664	122.3	3:15:46.955
52	1	3:23.262	58.886	1:30.752	53.624	124.0	3:19:10.217
53	1	3:53.155	1:09.105	1:40.539	1:03.511	108.1	3:23:03.372
54	1	4:21.624	1:04.174	1:51.823	1:25.627	96.4	3:27:24.996
55	1	4:44.286	1:18.769	1:58.790	1:26.727	88.7	3:32:09.282
56	1	4:45.255 **B**	1:25.224	1:57.183	1:22.848	88.4	3:36:54.537
57	1	9:57.494	7:36.442	1:29.066	51.986	42.2	3:46:52.031
58	1	3:14.523	57.964	1:25.643	50.916	129.6	3:50:06.554
59	1	3:14.310	57.748	1:26.034	50.528	129.8	3:53:20.864
60	1	3:17.681	56.942	1:29.368	51.371	127.5	3:56:38.545
61	1	3:17.090	58.914	1:27.554	50.622	127.9	3:59:55.635
62	1	3:12.855	57.047	1:25.421	50.387	130.7	4:03:08.490
63	1	3:19.276	57.746	1:30.477	51.053	126.5	4:06:27.766
64	1	3:14.785	56.693	1:27.755	50.337	129.4	4:09:42.551
65	1	3:15.172	56.670	1:27.781	50.721	129.2	4:12:57.723

92 1.Alain JADOT 2.Pascal DELPORTE 3.Jean-Michel/Guy PONCELI — JAGUAR E Type GTS12

Lap	D	Time	Sector 1	Sector 2	Sector 3	Kph	Elapsed
1	1	3:55.490	1:16.011	1:43.719	55.760	105.2	3:55.490
2	1	3:28.631	57.940	1:37.463	53.228	120.9	7:24.121
3	1	3:27.354	56.032	1:37.551	53.771	121.6	10:51.475
4	1	3:26.830	56.392	1:37.269	53.169	121.9	14:18.305
5	1	3:28.842	56.675	1:38.334	53.833	120.7	17:47.147
6	1	3:28.391	56.955	1:37.692	53.744	121.0	21:15.538
7	1	3:29.220	55.614	1:38.504	55.102	120.5	24:44.758
8	1	3:30.892	57.217	1:39.731	53.944	119.6	28:15.650
9	1	3:34.958	59.511	1:40.800	54.647	117.3	31:50.608
10	1	3:30.150	56.562	1:39.665	53.923	120.0	35:20.758
11	1	3:32.192	57.626	1:40.093	54.473	118.8	38:52.950
12	1	3:31.573	56.622	1:39.307	55.644	119.2	42:24.523
13	1	3:35.481	59.507	1:40.914	55.060	117.0	46:00.004
14	1	3:33.348	57.114	1:41.340	54.894	118.2	49:33.352
15	1	3:30.275	56.976	1:39.369	53.930	119.9	53:03.627
16	1	3:33.279	58.025	1:40.839	54.415	118.2	56:36.906
17	1	3:29.273	55.806	1:39.270	54.197	120.5	1:00:06.179
18	1	3:30.056	55.733	1:39.017	55.306	120.0	1:03:36.235
19	1	4:06.576	1:03.996	1:50.161	1:12.419	102.3	1:07:42.811
20	1	4:05.804 **B**	1:09.061	1:49.266	1:07.477	102.6	1:11:48.615
21	1	5:28.253	2:47.431	1:43.717	57.105	76.8	1:17:16.868
22	1	3:47.601	59.431	1:48.934	59.236	110.8	1:21:04.469
23	1	3:44.047	1:00.343	1:44.334	59.370	112.5	1:24:48.516
24	1	3:41.943	59.884	1:44.293	57.766	113.6	1:28:30.459
25	1	3:40.041	58.803	1:44.084	57.154	114.6	1:32:10.500
26	1	3:38.323	58.354	1:44.489	55.480	115.5	1:35:48.823
27	1	3:39.369	58.557	1:44.714	56.098	114.9	1:39:28.192
28	1	3:38.293	1:00.902	1:41.575	55.816	115.5	1:43:06.485
29	1	3:38.027	58.699	1:44.252	55.076	115.6	1:46:44.512
30	1	3:37.680	58.443	1:42.622	56.615	115.8	1:50:22.192
31	1	3:32.436	58.315	1:39.702	54.419	118.7	1:53:54.628
32	1	3:33.134	57.185	1:41.281	54.668	118.3	1:57:27.762
33	1	3:35.518	57.908	1:39.588	58.022	117.0	2:01:03.280
34	1	3:37.571	1:01.537	1:40.371	55.663	115.9	2:04:40.851
35	1	3:34.347	57.458	1:41.672	55.217	117.6	2:08:15.198
36	1	3:33.344	56.708	1:42.354	54.282	118.2	2:11:48.542
37	1	3:32.403	57.433	1:40.367	54.603	118.7	2:15:20.945
38	1	3:29.832	59.005	1:36.902	53.925	120.2	2:18:50.777
39	1	3:30.415	57.520	1:39.036	53.859	119.8	2:22:21.192
40	1	3:27.230	56.203	1:38.205	52.822	121.7	2:25:48.422
41	1	3:29.753	58.119	1:38.293	53.341	120.2	2:29:18.175
42	1	3:26.276	56.643	1:36.499	53.134	122.2	2:32:44.451
43	1	3:25.227	56.528	1:36.642	52.057	122.9	2:36:09.678
44	1	3:27.115	55.693	1:39.621	51.801	121.7	2:39:36.793
45	1	3:27.292	58.996	1:36.584	51.712	121.6	2:43:04.085
46	1	3:45.591	59.695	1:34.230	1:11.666	111.8	2:46:49.676
47	1	3:50.025 **B**	57.966	1:34.056	1:18.003	109.6	2:50:39.701
48	1	9:58.226	7:31.774	1:34.120	52.332	42.1	3:00:37.927
49	1	3:21.760	56.805	1:33.001	51.954	125.0	3:03:59.687
50	1	3:20.587	58.703	1:30.905	50.979	125.7	3:07:20.274
51	1	3:15.955	54.703	1:30.831	50.421	128.7	3:10:36.229
52	1	3:13.438	53.997	1:29.885	49.556	130.3	3:13:49.667
53	1	5:12.936	53.806	1:28.655	2:50.475	80.6	3:19:02.603

93 1.Nikolaus DITTING 2.Sam HANCOCK — FORD GT40 GTP+

Lap	D	Time	Sector 1	Sector 2	Sector 3	Kph	Elapsed
1	1	3:59.902	1:25.102	1:40.388	54.412	103.3	3:59.902
2	1	3:20.841	54.536	1:35.469	50.836	125.5	7:20.743
3	1	3:19.926	53.331	1:35.505	51.090	126.1	10:40.669
4	1	3:16.990	52.565	1:34.250	50.175	128.0	13:57.659
5	1	3:16.793	51.715	1:34.536	50.542	128.1	17:14.452
6	1	3:18.248	52.190	1:35.920	50.138	127.2	20:32.700
7	1	3:19.587	52.477	1:35.854	51.256	126.3	23:52.287
8	1	3:20.397	53.016	1:36.244	51.137	125.8	27:12.684
9	1	3:27.641	59.261	1:37.408	50.972	121.4	30:40.325
10	1	3:24.152	54.514	1:36.574	53.064	123.5	34:04.477
11	1	3:22.192	52.985	1:36.704	52.503	124.7	37:26.669
12	1	3:22.611	54.297	1:36.169	52.145	124.4	40:49.280
13	1	3:25.055	54.086	1:37.909	53.060	123.0	44:14.335
14	1	3:21.922	53.755	1:35.212	52.955	124.9	47:36.257
15	1	3:23.782	55.455	1:36.423	51.904	123.7	51:00.039
16	1	3:21.739	52.724	1:37.406	51.609	125.0	54:21.778
17	1	3:21.223	52.721	1:36.687	51.815	125.3	57:43.001
18	1	3:19.338	52.990	1:35.892	50.456	126.5	1:01:02.339
19	1	3:27.667	52.532	1:38.498	56.637	121.4	1:04:30.006
20	1	5:02.182	1:10.016	2:18.930	1:33.236	83.4	1:09:32.188
21	1	4:28.237	1:20.127	1:56.029	1:12.081	94.0	1:14:00.425
22	1	3:21.888	52.997	1:37.438	51.453	124.9	1:17:22.313
23	1	3:18.963	52.689	1:35.984	50.290	126.7	1:20:41.276
24	1	3:17.699	52.482	1:34.621	50.596	127.5	1:23:58.975
25	1	3:18.110	52.220	1:35.164	50.726	127.3	1:27:17.085
26	1	3:18.520	52.225	1:35.608	50.687	127.0	1:30:35.605
27	1	3:17.680	53.390	1:33.776	50.514	127.6	1:33:53.285
28	1	3:18.519	52.228	1:35.100	51.191	127.0	1:37:11.804
29	1	3:19.665	52.204	1:36.105	51.356	126.3	1:40:31.469
30	1	3:19.639	52.220	1:36.714	50.705	126.3	1:43:51.108
31	1	3:20.307	53.193	1:35.889	51.225	125.9	1:47:11.415
32	1	3:17.683	52.704	1:34.988	49.991	127.5	1:50:29.098
33	1	3:17.333	52.316	1:34.188	50.829	127.8	1:53:46.431
34	1	3:19.870	52.757	1:35.599	51.514	126.2	1:57:06.301

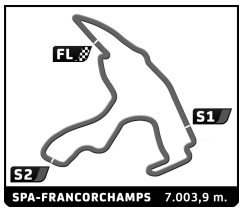

Spa Six Hours Endurance
SPA SIX HOURS
Race
Analysis

Personal Best | Session Best | B Crossing the finish line in pit lane

Lap	D	Time	Sector 1	Sector 2	Sector 3	Kph	Elapsed
35	1	3:30.136 B	53.493	1:36.306	1:00.337	120.0	2:00:36.437
36	1	12:20.955	9:41.947	1:42.634	56.374	34.0	2:12:57.392
37	1	3:26.901	54.723	1:37.796	54.382	121.9	2:16:24.293
38	1	3:25.317	54.125	1:38.589	52.603	122.8	2:19:49.610
39	1	3:27.062	55.800	1:38.237	53.025	121.8	2:23:16.672
40	1	3:24.428	54.433	1:37.162	52.833	123.3	2:26:41.100
41	1	3:24.016	54.939	1:37.672	51.405	123.6	2:30:05.116
42	1	3:22.590	54.587	1:35.896	52.107	124.5	2:33:27.706
43	1	3:24.708	54.040	1:39.108	51.560	123.2	2:36:52.414
44	1	3:19.552	53.669	1:35.012	50.871	126.4	2:40:11.966
45	1	3:16.124	52.722	1:33.232	50.170	128.6	2:43:28.090
46	1	3:17.250	54.246	1:33.300	49.704	127.8	2:46:45.340
47	1	3:13.774	52.713	1:31.258	49.803	130.1	2:49:59.114
48	1	3:12.734	51.302	1:30.681	50.751	130.8	2:53:11.848
49	1	3:13.570	53.603	1:30.895	49.072	130.3	2:56:25.418
50	1	3:10.099	52.069	1:28.991	49.039	132.6	2:59:35.517
51	1	3:14.468	51.982	1:31.681	50.805	129.7	3:02:49.985
52	1	3:04.938	50.533	1:26.247	48.158	136.3	3:05:54.923
53	1	3:10.643	50.720	1:30.626	49.297	132.3	3:09:05.566
54	1	3:03.898	50.278	1:24.949	48.671	137.1	3:12:09.464
55	1	3:06.220	50.111	1:27.261	48.848	135.4	3:15:15.684
56	1	3:05.697	51.390	1:24.786	49.521	135.8	3:18:21.381
57	1	3:56.755	53.050	1:45.016	1:18.689	106.5	3:22:18.136
58	1	4:39.161	1:16.550	2:01.670	1:20.941	90.3	3:26:57.297
59	1	4:52.230	1:25.880	2:03.845	1:22.505	86.3	3:31:49.527
60	1	4:38.019	1:27.997	2:01.382	1:08.640	90.7	3:36:27.546
61	1	3:52.187	1:15.522	1:50.308	46.357	108.6	3:40:19.733
62	1	2:55.539	49.503	1:21.330	44.706	143.6	3:43:15.272
63	1	3:01.772	49.231	1:25.687	46.854	138.7	3:46:17.044
64	1	3:03.563	51.489	1:26.019	46.055	137.4	3:49:20.607
65	1	3:03.171	50.236	1:25.113	47.822	137.7	3:52:23.778
66	1	3:03.424	50.694	1:26.067	46.663	137.5	3:55:27.202
67	1	3:05.692	51.403	1:27.322	46.967	135.8	3:58:32.894
68	1	3:04.063	50.683	1:25.306	48.074	137.0	4:01:36.957
69	1	3:02.561	50.679	1:25.119	46.763	138.1	4:04:39.518
70	1	3:05.116	50.533	1:26.006	48.577	136.2	4:07:44.634
71	1	3:05.146	50.627	1:25.398	49.121	136.2	4:10:49.780
72	1	3:02.941	51.748	1:24.891	46.302	137.8	4:13:52.721

95 1.John BENNETT 2.Andrew SMITH 3.Grahame BRYANT — PORSCHE 911 GTS11

Lap	D	Time	Sector 1	Sector 2	Sector 3	Kph	Elapsed
1	1	4:18.037	1:36.617	1:42.530	58.890	96.0	4:18.037
2	1	3:42.621	1:04.360	1:41.308	56.953	113.3	8:00.658
3	1	3:32.444	59.146	1:39.759	53.539	118.7	11:33.102
4	1	3:29.456	58.714	1:36.996	53.746	120.4	15:02.558
5	1	3:29.781	58.777	1:37.374	53.630	120.2	18:32.339
6	1	3:31.178	58.366	1:39.503	53.309	119.4	22:03.517
7	1	3:35.531	58.787	1:39.593	57.151	117.0	25:39.048
8	1	3:34.699	1:03.915	1:37.589	53.195	117.4	29:13.747
9	1	3:34.716	58.912	1:38.619	57.185	117.4	32:48.463
10	1	3:35.475	1:00.691	1:39.360	55.424	117.0	36:23.938
11	1	3:32.926	58.600	1:38.627	55.699	118.4	39:56.864
12	1	3:35.032	58.954	1:40.195	55.883	117.3	43:31.896
13	1	3:32.363	59.308	1:38.612	54.443	118.7	47:04.259
14	1	3:31.722	59.055	1:38.553	54.114	119.1	50:35.981
15	1	3:30.675	58.451	1:38.093	54.131	119.7	54:06.656
16	1	3:31.146	58.611	1:38.064	54.471	119.4	57:37.802
17	1	3:31.455	58.488	1:38.930	54.037	119.2	1:01:09.257
18	1	3:39.105	58.923	1:37.248	1:02.934	115.1	1:04:48.362
19	1	4:54.057	1:12.611	2:05.219	1:36.227	85.7	1:09:42.419
20	1	4:26.721	1:16.328	1:55.614	1:14.779	94.5	1:14:09.140
21	1	3:34.270	1:00.063	1:39.023	55.184	117.7	1:17:43.410
22	1	3:34.425	58.753	1:40.205	55.467	117.6	1:21:17.835
23	1	3:30.345	58.672	1:37.525	54.148	119.9	1:24:48.180
24	1	3:32.538	58.351	1:38.518	55.669	118.6	1:28:20.718
25	1	3:29.964	57.960	1:38.610	53.394	120.1	1:31:50.682
26	1	3:29.921	58.546	1:37.942	53.433	120.1	1:35:20.603
27	1	3:30.720	57.998	1:38.081	54.641	119.7	1:38:51.323
28	1	3:31.104	58.395	1:37.624	55.085	119.4	1:42:22.427
29	1	3:29.435	58.420	1:37.113	53.902	120.4	1:45:51.862
30	1	3:29.143	58.968	1:36.955	53.220	120.6	1:49:21.005
31	1	3:29.036	58.829	1:36.622	53.585	120.6	1:52:50.041
32	1	3:39.260 B	58.563	1:38.113	1:02.584	115.0	1:56:29.301
33	1	14:28.998	...	1:50.500	1:01.461	29.0	2:10:58.299
34	1	3:52.527	1:05.575	1:46.076	1:00.876	108.4	2:14:50.826
35	1	3:47.791	1:04.047	1:44.333	59.411	110.7	2:18:38.617
36	1	3:46.910	1:03.092	1:44.012	59.806	111.1	2:22:25.527
37	1	3:43.454	1:02.890	1:43.376	57.188	112.8	2:26:08.981
38	1	3:45.240	1:02.394	1:45.529	57.317	111.9	2:29:54.221
39	1	3:41.442	1:01.792	1:41.872	57.778	113.9	2:33:35.663
40	1	3:40.691	1:02.180	1:41.271	57.240	114.3	2:37:16.354
41	1	3:37.198	1:02.253	1:39.854	55.091	116.1	2:40:53.552
42	1	3:32.996	1:00.595	1:38.346	54.055	118.4	2:44:26.548
43	1	3:37.591	1:01.667	1:38.292	57.632	115.9	2:48:04.139
44	1	3:35.410	1:03.263	1:38.256	53.891	117.1	2:51:39.549
45	1	3:31.281	1:01.467	1:36.264	53.550	119.3	2:55:10.830
46	1	3:26.150	59.289	1:34.193	52.668	122.3	2:58:36.980
47	1	3:24.914	59.030	1:33.192	52.692	123.0	3:02:01.894
48	1	3:28.385	59.815	1:34.858	53.712	121.0	3:05:30.279
49	1	3:25.978	59.024	1:32.895	54.059	122.4	3:08:56.257
50	1	3:23.959	58.735	1:31.786	53.438	123.6	3:12:20.216
51	1	3:26.120	58.536	1:33.575	54.009	122.3	3:15:46.336
52	1	3:23.327	58.746	1:31.019	53.562	124.0	3:19:09.663
53	1	3:52.840	1:08.964	1:40.510	1:03.366	108.3	3:23:02.503
54	1	4:21.515	1:03.659	1:52.481	1:25.375	96.4	3:27:24.018
55	1	4:44.503	1:19.128	1:58.766	1:26.609	88.6	3:32:08.521
56	1	4:36.558	1:25.147	1:57.297	1:14.114	91.2	3:36:45.079
57	1	3:54.749	1:10.331	1:50.250	54.168	107.4	3:40:39.828
58	1	3:30.660	59.914	1:32.693	58.053	119.7	3:44:10.488
59	1	3:25.993	1:00.032	1:32.377	53.584	122.4	3:47:36.481
60	1	3:27.499	59.081	1:32.584	55.834	121.5	3:51:03.980
61	1	3:23.838	58.831	1:31.881	53.126	123.7	3:54:27.818
62	1	3:35.845 B	59.288	1:32.652	1:03.905	116.8	3:58:03.663
63	1	11:06.530	8:27.931	1:42.246	56.353	37.8	4:09:10.193
64	1	3:32.895	1:01.451	1:35.511	55.933	118.4	4:12:43.088

96 1.Mark BURNETT 2.Nick SWIFT 3.Endaf OWENS — AUSTIN Mini Countryman INVITATION

Lap	D	Time	Sector 1	Sector 2	Sector 3	Kph	Elapsed
1	1	4:45.695	2:03.633	1:42.722	59.340	86.7	4:45.695
2	1	3:42.600	1:01.545	1:42.123	58.932	113.3	8:28.295
3	1	3:42.576	1:00.991	1:40.610	1:00.975	113.3	12:10.871
4	1	3:39.809	1:02.252	1:41.218	56.339	114.7	15:50.680
5	1	3:37.849	1:01.981	1:39.892	55.976	115.7	19:28.529
6	1	3:40.038	1:02.035	1:42.173	55.830	114.6	23:08.567
7	1	3:41.101	1:02.169	1:43.134	55.798	114.0	26:49.668
8	1	3:38.302	1:02.290	1:40.422	55.590	115.5	30:27.970

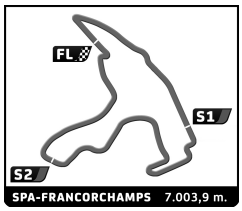

Spa Six Hours Endurance

SPA SIX HOURS

Race

Analysis

Personal Best | Session Best | **B** Crossing the finish line in pit lane

Lap	D	Time	Sector 1	Sector 2	Sector 3	Kph	Elapsed
9	1	3:40.391	1:02.664	1:41.436	56.291	114.4	34:08.361
10	1	3:37.417	1:01.388	1:40.173	55.856	116.0	37:45.778
11	1	3:38.975	1:01.224	1:40.741	57.010	115.1	41:24.753
12	1	3:39.917	1:01.244	1:39.678	58.995	114.7	45:04.670
13	1	3:42.194	1:02.704	1:42.515	56.975	113.5	48:46.864
14	1	3:39.315	1:01.819	1:41.265	56.231	115.0	52:26.179
15	1	3:38.748	1:02.661	1:40.808	55.279	115.3	56:04.927
16	1	3:38.623	1:01.007	1:40.659	56.957	115.3	59:43.550
17	1	3:38.116	1:01.097	1:41.119	55.900	115.6	1:03:21.666
18	1	4:07.077	1:06.680	1:51.522	1:08.875	102.0	1:07:28.743
19	1	4:09.911 **B**	1:10.454	1:48.659	1:10.798	100.9	1:11:38.654
20	1	8:35.217	5:57.717	1:41.524	55.976	48.9	1:20:13.871
21	1	3:35.389	1:01.516	1:38.439	55.434	117.1	1:23:49.260
22	1	3:35.148	1:00.750	1:39.030	55.368	117.2	1:27:24.408
23	1	3:35.150	1:00.421	1:38.617	56.112	117.2	1:30:59.558
24	1	3:34.652	1:00.215	1:37.914	56.523	117.5	1:34:34.210
25	1	3:32.548	59.892	1:38.103	54.553	118.6	1:38:06.758
26	1	3:33.647	59.807	1:38.295	55.545	118.0	1:41:40.405
27	1	3:32.251	1:00.224	1:37.564	54.463	118.8	1:45:12.656
28	1	3:32.788	1:01.204	1:37.525	54.059	118.5	1:48:45.444
29	1	3:33.789	1:01.713	1:37.118	54.958	117.9	1:52:19.233
30	1	3:34.360	1:00.404	1:38.369	55.587	117.6	1:55:53.593
31	1	3:35.369	1:00.487	1:40.236	54.646	117.1	1:59:28.962
32	1	3:32.949	1:00.351	1:38.261	54.337	118.4	2:03:01.911
33	1	3:36.577	58.981	1:39.704	57.892	116.4	2:06:38.488
34	1	3:39.409	59.852	1:40.285	59.272	114.9	2:10:17.897
35	1	3:31.586	59.915	1:37.267	54.404	119.2	2:13:49.483
36	1	3:31.074	59.199	1:38.079	53.796	119.5	2:17:20.557
37	1	3:31.996	59.411	1:38.657	53.928	118.9	2:20:52.553
38	1	3:31.154	1:00.134	1:37.253	53.767	119.4	2:24:23.707
39	1	3:34.490	1:00.593	1:39.489	54.408	117.6	2:27:58.197
40	1	3:33.852	1:01.036	1:38.313	54.503	117.9	2:31:32.049
41	1	3:30.866	59.357	1:36.749	54.760	119.6	2:35:02.915
42	1	3:31.494	59.627	1:38.463	53.404	119.2	2:38:34.409
43	1	3:32.990	1:01.063	1:37.470	54.457	118.4	2:42:07.399
44	1	3:27.852	59.113	1:35.748	52.991	121.3	2:45:35.251
45	1	3:28.903	59.244	1:35.213	54.446	120.7	2:49:04.154
46	1	3:23.600	59.502	1:32.219	51.879	123.8	2:52:27.754
47	1	3:22.290	58.450	1:30.740	53.100	124.6	2:55:50.044
48	1	3:23.872	58.242	1:31.243	54.387	123.7	2:59:13.916
49	1	3:20.741	59.725	1:29.283	51.733	125.6	3:02:34.657
50	1	3:21.468	59.306	1:30.271	51.891	125.2	3:05:56.125
51	1	3:20.853	57.769	1:30.647	52.437	125.5	3:09:16.978
52	1	3:26.968 **B**	57.221	1:32.666	57.081	121.8	3:12:43.946
53	1	8:25.323	5:53.505	1:31.554	1:00.264	49.9	3:21:09.269
54	1	4:15.081	1:08.947	1:36.771	1:29.363	98.8	3:25:24.350
55	1	4:48.201	1:21.934	2:05.186	1:21.081	87.5	3:30:12.551
56	1	4:36.717	1:16.211	2:06.165	1:14.341	91.1	3:34:49.268
57	1	4:32.528	1:19.947	2:07.148	1:05.433	92.5	3:39:21.796
58	1	3:23.762	58.016	1:31.692	54.054	123.7	3:42:45.558
59	1	3:29.289	59.833	1:34.141	55.315	120.5	3:46:14.847
60	1	3:27.916	58.519	1:35.550	53.847	121.3	3:49:42.763
61	1	3:20.145	59.388	1:29.309	51.448	126.0	3:53:02.908
62	1	3:16.162	56.576	1:29.457	50.129	128.5	3:56:19.070
63	1	3:12.347	56.180	1:25.909	50.258	131.1	3:59:31.417
64	1	3:15.212	55.822	1:29.719	49.671	129.2	4:02:46.629
65	1	3:16.579	56.281	1:27.945	52.353	128.3	4:06:03.208
66	1	3:15.989	56.374	1:28.988	50.627	128.7	4:09:19.197
67	1	3:22.205	57.607	1:30.652	53.946	124.7	4:12:41.402

97 1.Frank DEPTA 2.Paul FRIEDRICHS 3.Max-Gerrit WESTHOFF FORD Mustang CT10

Lap	D	Time	Sector 1	Sector 2	Sector 3	Kph	Elapsed
1	1	5:41.476	2:51.872	1:47.399	1:02.205	72.6	5:41.476
2	1	3:46.260	1:03.527	1:46.287	56.446	111.4	9:27.736
3	1	3:43.809	1:01.779	1:43.601	58.429	112.7	13:11.545
4	1	3:50.840	1:06.926	1:46.608	57.306	109.2	17:02.385
5	1	3:44.468	1:03.089	1:44.563	56.816	112.3	20:46.853
6	1	4:00.148	1:07.869	1:48.193	1:04.086	105.0	24:47.001
7	1	3:47.228	1:04.653	1:44.850	57.725	111.0	28:34.229
8	1	3:47.342	1:04.014	1:45.185	58.143	110.9	32:21.571
9	1	3:51.139	1:05.025	1:46.233	59.881	109.1	36:12.710
10	1	3:54.810	1:05.353	1:48.730	1:00.727	107.4	40:07.520
11	1	3:52.854	1:06.010	1:47.120	59.724	108.3	44:00.374
12	1	3:57.340	1:08.191	1:48.433	1:00.716	106.2	47:57.714
13	1	3:51.975	1:05.412	1:46.371	1:00.192	108.7	51:49.689
14	1	3:49.205	1:03.661	1:47.668	57.876	110.0	55:38.894
15	1	3:48.021	1:01.791	1:46.592	59.638	110.6	59:26.915
16	1	3:47.112	1:01.905	1:46.721	58.486	111.0	1:03:14.027
17	1	4:07.555	1:09.020	1:53.024	1:05.511	101.9	1:07:21.582
18	1	3:56.121	1:07.218	1:48.857	1:00.046	106.8	1:11:17.703
19	1	4:32.826	1:28.482	2:00.461	1:03.883	92.4	1:15:50.529
20	1	3:49.846	1:03.705	1:45.958	1:00.183	109.7	1:19:40.375
21	1	3:41.989	1:01.101	1:44.051	56.837	113.6	1:23:22.364
22	1	3:59.327 **B**	1:02.436	1:47.096	1:09.795	105.4	1:27:21.691
23	1	11:35.934	8:51.891	1:46.026	58.017	36.2	1:38:57.625
24	1	3:43.441	1:01.083	1:44.098	58.260	112.8	1:42:41.066
25	1	3:42.098	1:00.492	1:44.064	57.542	113.5	1:46:23.164
26	1	3:37.931	59.783	1:42.105	56.043	115.7	1:50:01.095
27	1	3:37.615	1:00.101	1:42.154	55.360	115.9	1:53:38.710
28	1	3:38.272	59.883	1:42.827	55.562	115.5	1:57:16.982
29	1	3:43.795	1:00.049	1:42.818	1:00.928	112.7	2:01:00.777
30	1	3:41.336	1:02.402	1:43.009	55.925	113.9	2:04:42.113
31	1	3:42.047	59.517	1:43.018	59.512	113.6	2:08:24.160
32	1	3:42.354	1:01.815	1:44.530	56.009	113.4	2:12:06.514
33	1	3:36.592	59.915	1:41.698	54.979	116.4	2:15:43.106
34	1	3:34.524	59.320	1:40.260	54.944	117.5	2:19:17.630
35	1	3:35.800	58.565	1:41.898	55.337	116.8	2:22:53.430
36	1	3:35.442	59.264	1:42.659	53.519	117.0	2:26:28.872
37	1	3:32.033	58.696	1:38.809	54.528	118.9	2:30:00.905
38	1	3:33.831	59.193	1:40.296	54.342	117.9	2:33:34.736
39	1	3:33.739	59.064	1:40.995	53.680	118.0	2:37:08.475
40	1	3:35.152	59.727	1:41.541	53.884	117.2	2:40:43.627
41	1	3:29.553	58.577	1:36.991	53.985	120.3	2:44:13.180
42	1	3:29.093	58.756	1:35.612	54.725	120.6	2:47:42.273
43	1	3:22.523	57.288	1:33.736	51.499	124.5	2:51:04.796
44	1	3:27.041	57.337	1:36.501	53.203	121.8	2:54:31.837
45	1	3:25.246	58.311	1:35.916	51.019	122.8	2:57:57.083
46	1	3:22.657	56.831	1:34.114	51.712	124.4	3:01:19.740
47	1	3:21.008	56.670	1:32.719	51.619	125.4	3:04:40.748
48	1	3:20.192	56.691	1:30.399	53.102	125.9	3:08:00.940
49	1	3:24.547	57.861	1:32.030	54.656	123.3	3:11:25.487
50	1	3:18.741	57.482	1:31.066	50.193	126.9	3:14:44.228
51	1	3:17.978	56.944	1:30.340	50.694	127.4	3:18:02.206
52	1	3:27.612	55.958	1:36.168	55.486	121.4	3:21:29.818
53	1	4:03.927	1:00.786	1:38.599	1:24.542	103.4	3:25:33.745
54	1	4:46.232	1:20.261	2:03.353	1:22.618	88.1	3:30:19.977

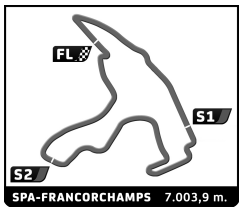

Spa Six Hours Endurance
SPA SIX HOURS
Race
Analysis

Personal Best | Session Best | B Crossing the finish line in pit lane

Lap	D	Time	Sector 1	Sector 2	Sector 3	Kph	Elapsed
55	1	4:44.849 B	1:14.960	2:03.948	1:25.941	88.5	3:35:04.826
56	1	11:04.453	8:37.130	1:33.995	53.328	37.9	3:46:09.279
57	1	3:19.526	56.633	1:31.916	50.977	126.4	3:49:28.805
58	1	3:15.678	56.339	1:28.689	50.650	128.9	3:52:44.483
59	1	3:12.809	54.716	1:28.774	49.319	130.8	3:55:57.292
60	1	3:15.289	54.914	1:28.622	51.753	129.1	3:59:12.581
61	1	3:12.177	55.097	1:27.975	49.105	131.2	4:02:24.758
62	1	3:11.303	54.121	1:28.190	48.992	131.8	4:05:36.061
63	1	3:12.493	54.852	1:28.769	48.872	131.0	4:08:48.554
64	1	3:15.200	55.167	1:28.790	51.243	129.2	4:12:03.754

98 1.Jim FARLEY 2.Eric VAN DE POELE — FORD GT40 GTP+

Lap	D	Time	Sector 1	Sector 2	Sector 3	Kph	Elapsed
1	1	3:39.086	56.630	1:44.459	57.997	113.1	3:39.086
2	1	3:35.719	58.366	1:42.580	54.773	116.9	7:14.805
3	1	3:30.100	55.755	1:40.744	53.601	120.0	10:44.905
4	1	3:27.527	54.900	1:39.020	53.607	121.5	14:12.432
5	1	3:30.278	55.701	1:40.520	54.057	119.9	17:42.710
6	1	3:28.145	54.450	1:40.319	53.376	121.1	21:10.855
7	1	3:35.804	55.157	1:41.155	59.492	116.8	24:46.659
8	1	3:32.810	57.327	1:41.586	53.897	118.5	28:19.469
9	1	3:33.935	58.294	1:40.176	55.465	117.9	31:53.404
10	1	3:31.763	55.595	1:40.420	55.748	119.1	35:25.167
11	1	3:35.978	57.020	1:41.335	57.623	116.7	39:01.145
12	1	3:32.504	55.230	1:41.331	55.943	118.7	42:33.649
13	1	3:39.397	58.078	1:43.847	57.472	114.9	46:13.046
14	1	3:37.307	59.448	1:42.752	55.107	116.0	49:50.353
15	1	3:34.145	56.427	1:42.000	55.718	117.7	53:24.498
16	1	3:36.011	56.713	1:42.773	56.525	116.7	57:00.509
17	1	3:41.619 B	55.392	1:40.737	1:05.490	113.8	1:00:42.128
18	1	9:21.839	6:05.597	1:49.683	1:26.559	44.9	1:10:03.967
19	1	4:18.190	1:11.658	1:59.183	1:07.349	97.7	1:14:22.157
20	1	3:22.916	53.797	1:36.976	52.143	124.3	1:17:45.073
21	1	3:23.090	54.868	1:37.015	51.207	124.2	1:21:08.163
22	1	3:23.184	53.583	1:37.192	52.409	124.1	1:24:31.347
23	1	3:23.694	53.308	1:39.429	50.957	123.8	1:27:55.041
24	1	3:20.555	52.588	1:36.437	51.530	125.7	1:31:15.596
25	1	3:19.224	51.849	1:36.344	51.031	126.6	1:34:34.820
26	1	3:18.160	51.543	1:35.769	50.848	127.2	1:37:52.980
27	1	3:19.830	51.854	1:34.868	53.108	126.2	1:41:12.810
28	1	3:18.193	51.902	1:36.112	50.179	127.2	1:44:31.003
29	1	3:17.584	52.007	1:34.907	50.670	127.6	1:47:48.587
30	1	3:20.390	52.738	1:37.182	50.470	125.8	1:51:08.977
31	1	3:17.332	51.912	1:33.565	51.855	127.8	1:54:26.309
32	1	3:17.957	52.528	1:34.474	50.955	127.4	1:57:44.266
33	1	3:19.420	52.107	1:34.574	52.739	126.4	2:01:03.686
34	1	3:25.800	58.193	1:35.144	52.463	122.5	2:04:29.486
35	1	3:23.666	52.619	1:35.947	55.100	123.8	2:07:53.152
36	1	3:18.583	52.189	1:35.631	50.763	127.0	2:11:11.735
37	1	3:23.739	52.632	1:35.562	55.545	123.8	2:14:35.474
38	1	3:16.800	51.690	1:34.554	50.556	128.1	2:17:52.274
39	1	3:17.518	52.403	1:34.294	50.821	127.7	2:21:09.792
40	1	3:17.562	54.128	1:34.467	48.967	127.6	2:24:27.354
41	1	3:15.282	51.792	1:34.235	49.255	129.1	2:27:42.636
42	1	3:13.976	51.557	1:33.550	48.869	130.0	2:30:56.612
43	1	3:14.368	51.270	1:32.919	50.179	129.7	2:34:10.980
44	1	3:12.737	51.870	1:32.298	48.569	130.8	2:37:23.717
45	1	3:15.592	52.891	1:33.511	49.190	128.9	2:40:39.309
46	1	3:13.749	51.939	1:33.466	48.344	130.1	2:43:53.058
47	1	3:13.747	52.306	1:32.285	49.156	130.1	2:47:06.805
48	1	3:16.332 B	51.657	1:29.477	55.198	128.4	2:50:23.137
49	1	11:15.134	8:53.233	1:33.584	48.317	37.3	3:01:38.271
50	1	3:14.214	54.626	1:31.540	48.048	129.8	3:04:52.485
51	1	3:11.380	51.841	1:30.083	49.456	131.7	3:08:03.865
52	1	3:12.811	54.321	1:30.227	48.263	130.8	3:11:16.676
53	1	3:13.326	54.036	1:29.967	49.323	130.4	3:14:30.002
54	1	3:10.099	51.223	1:30.119	48.757	132.6	3:17:40.101
55	1	3:26.434	51.612	1:33.651	1:01.171	122.1	3:21:06.535
56	1	4:14.422	1:06.840	1:39.580	1:28.002	99.1	3:25:20.957
57	1	4:48.750	1:22.327	2:05.819	1:20.604	87.3	3:30:09.707
58	1	4:36.703	1:16.772	2:06.596	1:13.335	91.1	3:34:46.410
59	1	4:33.561	1:21.326	2:07.392	1:04.843	92.2	3:39:19.971
60	1	3:13.803	53.153	1:32.219	48.431	130.1	3:42:33.774
61	1	3:07.626	52.399	1:27.316	47.911	134.4	3:45:41.400
62	1	3:06.253	51.257	1:26.521	48.475	135.4	3:48:47.653
63	1	3:07.599	51.359	1:26.044	50.196	134.4	3:51:55.252
64	1	3:07.603	51.805	1:27.387	48.411	134.4	3:55:02.855
65	1	3:05.890	51.040	1:25.942	48.908	135.6	3:58:08.745
66	1	3:04.016	51.299	1:24.646	48.071	137.0	4:01:12.761
67	1	3:02.961	50.785	1:25.947	46.229	137.8	4:04:15.722
68	1	3:07.174	51.127	1:26.524	49.523	134.7	4:07:22.896
69	1	3:06.513	49.949	1:26.782	49.782	135.2	4:10:29.409

99 1.Alexis DE BEAUMONT 2. MAVERICK 3.Eric DE DONCKER — SHELBY Cobra GTS12

Lap	D	Time	Sector 1	Sector 2	Sector 3	Kph	Elapsed
1	1	3:42.824	1:04.989	1:41.420	56.415	111.2	3:42.824
2	1	3:30.647	57.135	1:40.520	52.992	119.7	7:13.471
3	1	3:27.258	55.425	1:38.205	53.628	121.7	10:40.729
4	1	3:28.986	56.267	1:39.809	52.910	120.6	14:09.715
5	1	3:26.460	54.918	1:38.269	53.273	122.1	17:36.175
6	1	3:25.851	54.154	1:39.035	52.662	122.5	21:02.026
7	1	3:28.631	55.815	1:38.498	54.318	120.9	24:30.657
8	1	3:31.014	57.734	1:39.978	53.302	119.5	28:01.671
9	1	3:32.294	57.884	1:38.297	56.113	118.8	31:33.965
10	1	3:32.746	56.099	1:41.853	54.794	118.5	35:06.711
11	1	3:29.453	55.935	1:39.036	54.482	120.4	38:36.164
12	1	3:35.635	56.837	1:42.797	56.001	116.9	42:11.799
13	1	3:38.384	58.302	1:41.717	58.365	115.5	45:50.183
14	1	3:35.743	57.004	1:45.541	53.198	116.9	49:25.926
15	1	3:33.589	57.031	1:40.644	55.914	118.0	52:59.515
16	1	3:31.562	56.765	1:39.679	55.118	119.2	56:31.077
17	1	3:32.691	56.681	1:42.110	53.900	118.5	1:00:03.768
18	1	3:31.443	56.083	1:39.298	56.062	119.2	1:03:35.211
19	1	4:05.057	1:02.607	1:49.349	1:13.101	102.9	1:07:40.268
20	1	3:58.580	1:09.298	1:49.098	1:00.184	105.7	1:11:38.848
21	1	4:05.228	1:12.907	1:53.586	58.735	102.8	1:15:44.076
22	1	3:36.171	1:00.042	1:41.578	54.551	116.6	1:19:20.247
23	1	3:34.911	57.358	1:41.956	55.597	117.3	1:22:55.158
24	1	3:33.478	56.583	1:40.880	56.015	118.1	1:26:28.636
25	1	3:31.495	56.702	1:39.915	54.878	119.2	1:30:00.131
26	1	3:29.785	56.322	1:38.955	54.508	120.2	1:33:29.916
27	1	3:29.871	56.436	1:39.584	53.851	120.1	1:36:59.787
28	1	3:37.295	57.876	1:43.066	56.353	116.0	1:40:37.082
29	1	3:33.768	58.355	1:41.074	54.339	118.0	1:44:10.850
30	1	3:32.387	57.415	1:40.715	54.257	118.7	1:47:43.237
31	1	3:33.165	57.288	1:42.381	53.496	118.3	1:51:16.402

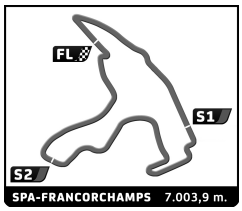

Spa Six Hours Endurance
SPA SIX HOURS
Race
Analysis

Personal Best | Session Best | **B** Crossing the finish line in pit lane

Lap	D	Time	Sector 1	Sector 2	Sector 3	Kph	Elapsed
32	1	3:44.251 B	56.707	1:42.920	1:04.624	112.4	1:55:00.653
33	1	15:53.392	...	1:49.123	57.898	26.4	2:10:54.045
34	1	3:43.480	59.354	1:45.047	59.079	112.8	2:14:37.525
35	1	3:39.963	59.234	1:44.493	56.236	114.6	2:18:17.488
36	1	3:39.328	58.602	1:44.151	56.575	115.0	2:21:56.816
37	1	3:34.748	59.240	1:41.073	54.435	117.4	2:25:31.564
38	1	3:35.017	58.277	1:42.995	53.745	117.3	2:29:06.581
39	1	3:33.363	57.745	1:40.625	54.993	118.2	2:32:39.944
40	1	3:32.933	58.888	1:40.720	53.325	118.4	2:36:12.877
41	1	3:31.133	58.462	1:39.768	52.903	119.4	2:39:44.010
42	1	3:27.849	57.640	1:38.352	51.857	121.3	2:43:11.859
43	1	3:28.275	57.633	1:38.638	52.004	121.1	2:46:40.134
44	1	3:25.996	57.178	1:37.315	51.503	122.4	2:50:06.130
45	1	3:21.508	56.499	1:34.712	50.297	125.1	2:53:27.638
46	1	3:24.393	56.064	1:33.990	54.339	123.4	2:56:52.031
47	1	3:18.754	57.132	1:32.276	49.346	126.9	3:00:10.785
48	1	3:17.554	54.601	1:30.894	52.059	127.6	3:03:28.339
49	1	3:20.012	55.504	1:33.613	50.895	126.1	3:06:48.351
50	1	3:19.258	54.547	1:33.142	51.569	126.5	3:10:07.609
51	1	3:11.313	53.396	1:29.238	48.679	131.8	3:13:18.922
52	1	3:14.483	53.710	1:30.797	49.976	129.6	3:16:33.405
53	1	3:16.220	53.992	1:29.863	52.365	128.5	3:19:49.625
54	1	3:41.368	1:02.956	1:37.954	1:00.458	113.9	3:23:30.993
55	1	4:31.425 B	1:01.353	1:46.173	1:43.899	92.9	3:28:02.418
56	1	11:30.825	8:20.252	2:03.822	1:06.751	36.5	3:39:33.243
57	1	3:17.055	56.156	1:31.435	49.464	128.0	3:42:50.298
58	1	3:18.893	55.724	1:32.001	51.168	126.8	3:46:09.191
59	1	3:09.373	53.092	1:28.630	47.651	133.1	3:49:18.564
60	1	3:08.956	52.701	1:27.411	48.844	133.4	3:52:27.520
61	1	3:12.236	52.490	1:29.978	49.768	131.2	3:55:39.756
62	1	3:10.684	52.568	1:29.361	48.755	132.2	3:58:50.440
63	1	3:09.475	51.811	1:29.496	48.168	133.1	4:01:59.915
64	1	3:06.348	51.653	1:26.751	47.944	135.3	4:05:06.263
65	1	3:06.918	51.286	1:26.977	48.655	134.9	4:08:13.181
66	1	3:08.693	51.740	1:28.129	48.824	133.6	4:11:21.874
67	1	3:12.098	51.508	1:32.292	48.298	131.3	4:14:33.972

100 1.Bernd GEORGI 2.Manfredo ROSSI DI MON 3.Pietro VERGNANO — FORD Falcon Sprint CT10

Lap	D	Time	Sector 1	Sector 2	Sector 3	Kph	Elapsed
1	1	4:32.009	1:48.768	1:44.597	58.644	91.1	4:32.009
2	1	3:44.004	1:02.543	1:43.907	57.554	112.6	8:16.013
3	1	3:49.261	1:02.460	1:47.806	58.995	110.0	12:05.274
4	1	3:39.793	1:01.309	1:42.110	56.374	114.7	15:45.067
5	1	3:39.051	59.689	1:41.267	58.095	115.1	19:24.118
6	1	3:43.837	1:02.881	1:43.769	57.187	112.6	23:07.955
7	1	3:45.454	1:01.491	1:45.488	58.475	111.8	26:53.409
8	1	3:43.494	1:02.012	1:44.452	57.030	112.8	30:36.903
9	1	3:40.098	1:00.357	1:42.557	57.184	114.6	34:17.001
10	1	3:42.493	59.699	1:44.877	57.917	113.3	37:59.494
11	1	3:45.818	1:00.280	1:45.939	59.599	111.7	41:45.312
12	1	3:45.261	1:01.709	1:44.995	58.557	111.9	45:30.573
13	1	3:43.211	1:00.603	1:44.938	57.670	113.0	49:13.784
14	1	3:45.247	1:01.089	1:45.547	58.611	111.9	52:59.031
15	1	3:47.549	1:01.893	1:48.840	56.816	110.8	56:46.580
16	1	3:42.025	1:00.630	1:44.971	56.424	113.6	1:00:28.605
17	1	3:40.165	59.854	1:43.025	57.286	114.5	1:04:08.770
18	1	5:06.040	1:19.558	2:20.253	1:26.229	82.4	1:09:14.810
19	1	4:31.888	1:23.842	1:58.307	1:09.739	92.7	1:13:46.698
20	1	3:43.968	1:00.570	1:45.434	57.964	112.6	1:17:30.666
21	1	3:42.599	1:01.526	1:44.422	56.651	113.3	1:21:13.265
22	1	3:41.058	1:01.409	1:42.452	57.197	114.1	1:24:54.323
23	1	3:39.341	59.793	1:41.878	57.670	115.0	1:28:33.664
24	1	3:40.206	1:00.163	1:44.043	56.000	114.5	1:32:13.870
25	1	3:38.940	59.988	1:42.547	56.405	115.2	1:35:52.810
26	1	3:41.983	1:01.346	1:44.476	56.161	113.6	1:39:34.793
27	1	3:43.734	1:00.121	1:45.073	58.540	112.7	1:43:18.527
28	1	3:42.844	1:01.858	1:43.969	57.017	113.1	1:47:01.371
29	1	3:39.984	1:00.020	1:43.303	56.661	114.6	1:50:41.355
30	1	3:52.747 B	1:00.661	1:44.852	1:07.234	108.3	1:54:34.102
31	1	10:46.150	8:01.151	1:45.424	59.575	39.0	2:05:20.252
32	1	3:49.607	1:03.026	1:45.773	1:00.808	109.8	2:09:09.859
33	1	3:51.288	1:02.645	1:49.665	58.978	109.0	2:13:01.147
34	1	3:45.070	1:02.138	1:44.217	58.715	112.0	2:16:46.217
35	1	3:43.496	1:03.420	1:43.395	56.681	112.8	2:20:29.713
36	1	3:42.129	1:01.306	1:43.899	56.924	113.5	2:24:11.842
37	1	3:42.743	1:01.394	1:44.454	56.895	113.2	2:27:54.585
38	1	3:41.290	1:00.313	1:44.544	56.433	113.9	2:31:35.875
39	1	3:36.871	1:00.637	1:40.933	55.301	116.3	2:35:12.746
40	1	3:37.779	1:00.560	1:41.622	55.597	115.8	2:38:50.525
41	1	3:33.021	1:00.662	1:38.461	53.898	118.4	2:42:23.546
42	1	3:34.802	59.356	1:40.165	55.281	117.4	2:45:58.348
43	1	3:30.827	58.852	1:37.479	54.496	119.6	2:49:29.175
44	1	3:28.326	58.825	1:36.383	53.118	121.0	2:52:57.501
45	1	3:25.801	58.314	1:35.048	52.439	122.5	2:56:23.302
46	1	3:26.451	58.518	1:35.546	52.387	122.1	2:59:49.753
47	1	3:27.977	57.966	1:37.653	52.358	121.2	3:03:17.730
48	1	3:25.716	57.506	1:36.694	51.516	122.6	3:06:43.446
49	1	3:24.300	57.121	1:33.111	54.068	123.4	3:10:07.746
50	1	3:20.619	56.520	1:33.265	50.834	125.7	3:13:28.365
51	1	3:20.663	56.480	1:33.161	51.022	125.7	3:16:49.028
52	1	3:19.551	56.576	1:29.822	53.153	126.4	3:20:08.579
53	1	4:56.125	1:22.619	2:07.584	1:25.922	85.1	3:25:04.704
54	1	4:52.608	1:24.826	2:09.854	1:17.928	86.2	3:29:57.312
55	1	4:38.647	1:18.180	2:08.469	1:11.998	90.5	3:34:35.959
56	1	4:35.348	1:19.369	2:10.937	1:05.042	91.6	3:39:11.307
57	1	3:21.354	58.215	1:31.661	51.478	125.2	3:42:32.661
58	1	3:18.454	56.100	1:31.223	51.131	127.1	3:45:51.115
59	1	3:18.922	56.515	1:29.510	52.897	126.8	3:49:10.037
60	1	3:17.314	55.872	1:29.637	51.805	127.8	3:52:27.351
61	1	3:26.299 B	56.588	1:30.510	59.201	122.2	3:55:53.650
62	1	10:16.755	7:56.722	1:29.506	50.527	40.9	4:06:10.405
63	1	3:15.078	55.058	1:30.161	49.859	129.3	4:09:25.483
64	1	3:13.335	54.683	1:27.647	51.005	130.4	4:12:38.818

110 1.Richard OWEN 2.Iain ROWLEY 3.Mervyn SELWYN — FORD Galaxie 500XL CT10

Lap	D	Time	Sector 1	Sector 2	Sector 3	Kph	Elapsed
1	1	4:54.762	2:04.896	1:47.628	1:02.238	84.1	4:54.762
2	1	3:50.736	1:04.878	1:47.268	58.590	109.3	8:45.498
3	1	3:47.118	1:03.780	1:43.813	59.525	111.0	12:32.616
4	1	3:47.316	1:03.170	1:44.669	59.477	110.9	16:19.932
5	1	3:43.406	1:02.744	1:42.718	57.944	112.9	20:03.338
6	1	3:40.679	1:01.108	1:42.716	56.855	114.3	23:44.017
7	1	3:54.396	1:12.926	1:43.797	57.673	107.6	27:38.413
8	1	3:48.712	1:01.568	1:49.021	58.123	110.2	31:27.125
9	1	3:45.530	1:01.154	1:45.887	58.489	111.8	35:12.655
10	1	3:49.659	1:02.514	1:44.543	1:02.602	109.8	39:02.314

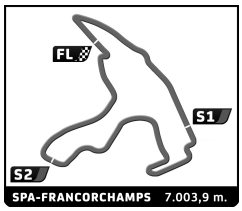

Spa Six Hours Endurance

SPA SIX HOURS

Race

Analysis

Personal Best | Session Best | B Crossing the finish line in pit lane

Lap	D	Time	Sector 1	Sector 2	Sector 3	Kph	Elapsed
11	1	3:46.047	1:02.918	1:44.640	58.489	111.5	42:48.361
12	1	3:51.819	1:03.949	1:46.747	1:01.123	108.8	46:40.180
13	1	3:50.159	1:05.291	1:45.710	59.158	109.6	50:30.339
14	1	3:48.330	1:04.319	1:44.424	59.587	110.4	54:18.669
15	1	3:50.069	1:03.699	1:45.962	1:00.408	109.6	58:08.738
16	1	3:48.342	1:03.191	1:45.928	59.223	110.4	1:01:57.080
17	1	4:05.724	1:03.839	1:51.710	1:10.175	102.6	1:06:02.804
18	1	4:34.751	1:21.607	1:56.201	1:16.943	91.8	1:10:37.555
19	1	5:07.836 B	1:42.968	2:06.852	1:18.016	81.9	1:15:45.391
20	1	10:50.557	7:39.888	2:01.782	1:08.887	38.8	1:26:35.948
21	1	4:15.583	1:11.447	1:58.979	1:05.157	98.7	1:30:51.531
22	1	4:06.939	1:08.249	1:54.845	1:03.845	102.1	1:34:58.470
23	1	4:07.519	1:08.480	1:56.047	1:02.992	101.9	1:39:05.989
24	1	4:06.220	1:08.490	1:53.420	1:04.310	102.4	1:43:12.209
25	1	4:12.773	1:10.297	1:57.855	1:04.621	99.8	1:47:24.982
26	1	4:04.409	1:09.723	1:52.646	1:02.040	103.2	1:51:29.391
27	1	4:04.987	1:06.630	1:54.955	1:03.402	102.9	1:55:34.378
28	1	4:08.762	1:11.963	1:54.861	1:01.938	101.4	1:59:43.140
29	1	4:11.825	1:10.728	1:55.935	1:05.162	100.1	2:03:54.965
30	1	4:08.281	1:09.147	1:56.291	1:02.843	101.6	2:08:03.246
31	1	4:15.644	1:07.562	1:59.081	1:09.001	98.6	2:12:18.890
32	1	4:12.872	1:11.521	1:55.760	1:05.591	99.7	2:16:31.762
33	1	4:05.419	1:07.661	1:54.662	1:03.096	102.7	2:20:37.181
34	1	4:05.247	1:08.956	1:52.992	1:03.299	102.8	2:24:42.428
35	1	4:08.742	1:11.267	1:53.721	1:03.754	101.4	2:28:51.170
36	1	4:14.924 B	1:08.412	1:54.091	1:12.421	98.9	2:33:06.094
37	1	11:00.551	8:06.540	1:52.466	1:01.545	38.2	2:44:06.645
38	1	3:55.171	1:08.173	1:48.188	58.810	107.2	2:48:01.816
39	1	3:47.757	1:04.258	1:45.424	58.075	110.7	2:51:49.573
40	1	3:42.033	1:04.602	1:42.179	55.252	113.6	2:55:31.606
41	1	3:42.307	1:02.833	1:43.047	56.427	113.4	2:59:13.913
42	1	3:39.754	1:03.197	1:40.136	56.421	114.7	3:02:53.667
43	1	3:38.355	1:03.199	1:40.228	54.928	115.5	3:06:32.022
44	1	3:35.062	1:01.231	1:38.472	55.359	117.2	3:10:07.084
45	1	3:34.697	1:01.941	1:39.124	53.632	117.4	3:13:41.781
46	1	3:33.645	1:00.594	1:39.487	53.564	118.0	3:17:15.426
47	1	3:57.592 B	1:00.087	1:39.987	1:17.518	106.1	3:21:13.018
48	1	6:14.606	2:59.126	1:49.249	1:26.231	67.3	3:27:27.624
49	1	4:43.953	1:17.534	1:58.464	1:27.955	88.8	3:32:11.577
50	1	4:35.641	1:24.291	1:57.168	1:14.182	91.5	3:36:47.218
51	1	4:08.507	1:09.737	1:52.689	1:06.081	101.5	3:40:55.725
52	1	4:06.980	1:11.363	1:53.328	1:02.289	102.1	3:45:02.705
53	1	4:23.883 B	1:10.108	1:53.725	1:20.050	95.6	3:49:26.588
54	1	13:40.357	...	1:51.671	1:02.009	30.7	4:03:06.945
55	1	3:58.693	1:13.875	1:44.620	1:00.198	105.6	4:07:05.638
56	1	3:41.219	1:02.158	1:39.908	59.153	114.0	4:10:46.857
57	1	3:46.979	1:03.281	1:41.777	1:01.921	111.1	4:14:33.836

112 1.Gon?alo GOMES
2.James CLARIDGE
LOTUS Elan GTS10

Lap	D	Time	Sector 1	Sector 2	Sector 3	Kph	Elapsed
1	1	4:14.574	1:31.608	1:44.431	58.535	97.3	4:14.574
2	1	3:41.167	1:01.615	1:43.890	55.662	114.0	7:55.741
3	1	3:31.180	57.230	1:39.480	54.470	119.4	11:26.921
4	1	3:32.326	58.128	1:40.600	53.598	118.8	14:59.247
5	1	3:32.407	56.941	1:41.060	54.406	118.7	18:31.654
6	1	3:32.656	57.667	1:41.446	53.543	118.6	22:04.310
7	1	3:32.288	57.195	1:40.348	54.745	118.8	25:36.598
8	1	3:31.748	57.661	1:40.704	53.383	119.1	29:08.346
9	1	3:33.863	57.462	1:39.452	56.949	117.9	32:42.209
10	1	3:31.911	57.008	1:40.333	54.570	119.0	36:14.120
11	1	3:33.220	57.142	1:41.235	54.843	118.3	39:47.340
12	1	3:32.387	57.258	1:40.604	54.525	118.7	43:19.727
13	1	3:33.068	57.456	1:41.832	53.780	118.3	46:52.795
14	1	3:30.685	57.053	1:40.324	53.308	119.7	50:23.480
15	1	3:31.982	57.368	1:40.788	53.826	118.9	53:55.462
16	1	3:30.044	56.572	1:39.405	54.067	120.0	57:25.506
17	1	3:27.946	56.114	1:39.085	52.747	121.3	1:00:53.452
18	1	3:34.510	57.316	1:38.924	58.270	117.5	1:04:27.962
19	1	5:02.004	1:10.053	2:19.369	1:32.582	83.5	1:09:29.966
20	1	4:29.303	1:20.819	1:56.597	1:11.887	93.6	1:13:59.269
21	1	3:30.212	56.923	1:39.186	54.103	119.9	1:17:29.481
22	1	3:31.801	56.748	1:40.139	54.914	119.0	1:21:01.282
23	1	3:34.279	57.477	1:41.433	55.369	117.7	1:24:35.561
24	1	3:44.806 B	1:01.539	1:43.015	1:00.252	112.2	1:28:20.367
25	1	8:12.872	5:27.835	1:46.088	58.949	51.2	1:36:33.239
26	1	4:09.960	1:02.670	2:06.698	1:00.592	100.9	1:40:43.199
27	1	3:46.783	1:01.647	1:47.859	57.277	111.2	1:44:29.982
28	1	3:57.212	1:13.778	1:45.854	57.580	106.3	1:48:27.194
29	1	3:50.889	1:02.824	1:47.445	1:00.620	109.2	1:52:18.083
30	1	3:41.803	1:02.404	1:42.541	56.858	113.7	1:55:59.886
31	1	3:44.267	1:01.021	1:45.992	57.254	112.4	1:59:44.153
32	1	3:41.403	1:01.256	1:43.335	56.812	113.9	2:03:25.556
33	1	3:39.807	59.857	1:41.992	57.958	114.7	2:07:05.363
34	1	3:47.185	1:02.119	1:46.644	58.422	111.0	2:10:52.548
35	1	3:43.330	1:00.017	1:45.121	58.192	112.9	2:14:35.878
36	1	3:38.635	1:00.241	1:42.040	56.354	115.3	2:18:14.513
37	1	3:49.020	59.292	1:52.275	57.453	110.1	2:22:03.533
38	1	3:45.411	59.923	1:45.156	1:00.332	111.9	2:25:48.944
39	1	3:44.483	59.139	1:46.934	58.410	112.3	2:29:33.427
40	1	3:41.061	1:00.493	1:44.302	56.266	114.1	2:33:14.488
41	1	3:34.649	58.639	1:41.803	54.207	117.5	2:36:49.137
42	1	3:32.332	58.575	1:39.691	54.066	118.7	2:40:21.469
43	1	3:29.283	56.883	1:39.035	53.365	120.5	2:43:50.752
44	1	3:29.405	57.247	1:38.466	53.692	120.4	2:47:20.157
45	1	3:25.594	56.614	1:37.123	51.857	122.6	2:50:45.751
46	1	3:23.120	56.915	1:34.546	51.659	124.1	2:54:08.871
47	1	3:24.294	57.777	1:34.450	52.067	123.4	2:57:33.165
48	1	3:22.190	56.264	1:33.148	52.778	124.7	3:00:55.355
49	1	3:27.347	57.777	1:36.846	52.724	121.6	3:04:22.702
50	1	3:27.868	56.895	1:37.307	53.666	121.3	3:07:50.570
51	1	3:23.120	57.504	1:34.268	51.348	124.1	3:11:13.690
52	1	3:22.455	55.987	1:32.587	53.881	124.5	3:14:36.145
53	1	3:21.597	56.001	1:32.477	53.119	125.1	3:17:57.742
54	1	3:22.984	54.898	1:33.382	54.704	124.2	3:21:20.726
55	1	4:18.444 B	1:06.854	1:39.289	1:32.301	97.6	3:25:39.170
56	1	7:07.077	4:52.416	1:27.303	47.358	59.0	3:32:46.247
57	1	4:25.079	1:13.994	1:51.418	1:19.667	95.1	3:37:11.326
58	1	3:38.334	1:12.183	1:35.112	51.039	115.5	3:40:49.660
59	1	3:03.863	54.120	1:23.260	46.483	137.1	3:43:53.523
60	1	3:03.368	52.935	1:24.329	46.104	137.5	3:46:56.891
61	1	2:59.734	51.393	1:21.900	46.441	140.3	3:49:56.625
62	1	3:03.921	51.942	1:23.233	48.746	137.1	3:53:00.546
63	1	3:04.411	53.207	1:22.468	48.736	136.7	3:56:04.957
64	1	3:06.318	52.041	1:24.684	49.593	135.3	3:59:11.275
65	1	3:02.544	52.543	1:22.729	47.272	138.1	4:02:13.819
66	1	3:01.609	51.990	1:22.349	47.270	138.8	4:05:15.428

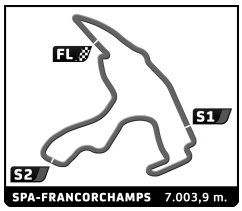

Spa Six Hours Endurance

SPA SIX HOURS

Race

Analysis

Personal Best | Session Best | **B** Crossing the finish line in pit lane

Lap	D	Time	Sector 1	Sector 2	Sector 3	Kph	Elapsed
67	1	3:03.941	52.564	1:25.021	46.356	137.1	4:08:19.369
68	1	3:03.267	52.498	1:24.253	46.516	137.6	4:11:22.636
69	1	3:03.849	51.433	1:24.132	48.284	137.1	4:14:26.485

133 1.Anthony HANCOCK 2.Ollie HANCOCK 3.Joe TWYMAN — LOTUS Elan 26R GTS10

Lap	D	Time	Sector 1	Sector 2	Sector 3	Kph	Elapsed
1	1	3:48.574	1:07.503	1:44.578	56.493	108.4	3:48.574
2	1	3:36.377	59.189	1:41.883	55.305	116.5	7:24.951
3	1	3:32.895	58.054	1:40.211	54.630	118.4	10:57.846
4	1	3:33.380	57.071	1:41.003	55.306	118.2	14:31.226
5	1	3:32.404	57.328	1:40.194	54.882	118.7	18:03.630
6	1	3:37.627	58.005	1:44.853	54.769	115.9	21:41.257
7	1	3:36.960	58.119	1:42.594	56.247	116.2	25:18.217
8	1	3:34.632	59.045	1:40.703	54.884	117.5	28:52.849
9	1	3:36.824	58.355	1:40.485	57.984	116.3	32:29.673
10	1	3:37.718	58.161	1:43.350	56.207	115.8	36:07.391
11	1	3:40.901	59.779	1:43.678	57.444	114.1	39:48.292
12	1	3:58.408	1:00.472	1:43.206	1:14.730	105.8	43:46.700
13	1	3:47.059	1:03.249	1:43.276	1:00.534	111.0	47:33.759
14	1	3:39.549	1:00.352	1:43.011	56.186	114.8	51:13.308
15	1	3:38.023	58.640	1:42.159	57.224	115.6	54:51.331
16	1	3:38.046	59.071	1:43.181	55.794	115.6	58:29.377
17	1	3:43.428	58.998	1:49.720	54.710	112.9	1:02:12.805
18	1	3:51.768	59.284	1:42.503	1:09.981	108.8	1:06:04.573
19	1	4:34.970	1:21.351	1:56.697	1:16.922	91.7	1:10:39.543
20	1	4:44.756	1:42.396	2:05.443	56.917	88.5	1:15:24.299
21	1	3:35.074	57.833	1:41.311	55.930	117.2	1:18:59.373
22	1	3:36.378	58.342	1:42.005	56.031	116.5	1:22:35.751
23	1	3:36.439	58.746	1:42.350	55.343	116.5	1:26:12.190
24	1	3:35.500	58.739	1:41.705	55.056	117.0	1:29:47.690
25	1	3:35.311	57.510	1:41.892	55.909	117.1	1:33:23.001
26	1	3:35.660	58.773	1:41.824	55.063	116.9	1:36:58.661
27	1	3:37.358	58.401	1:42.651	56.306	116.0	1:40:36.019
28	1	3:47.782 **B**	58.190	1:41.683	1:07.909	110.7	1:44:23.801
29	1	4:59.252	2:20.416	1:42.925	55.911	84.3	1:49:23.053
30	1	3:35.299	59.252	1:40.706	55.341	117.1	1:52:58.352
31	1	3:36.641	59.226	1:40.311	57.104	116.4	1:56:34.993
32	1	3:35.939	58.736	1:41.392	55.811	116.8	2:00:10.932
33	1	3:35.821	1:00.093	1:40.299	55.429	116.8	2:03:46.753
34	1	3:35.250	59.477	1:40.436	55.337	117.1	2:07:22.003
35	1	3:37.294	59.587	1:40.835	56.872	116.0	2:10:59.297
36	1	3:39.459	1:00.598	1:42.035	56.826	114.9	2:14:38.756
37	1	3:34.386	58.972	1:40.005	55.409	117.6	2:18:13.142
38	1	3:32.602	58.615	1:39.967	54.020	118.6	2:21:45.744
39	1	3:30.257	58.695	1:37.823	53.739	119.9	2:25:16.001
40	1	3:29.177	58.174	1:37.134	53.869	120.5	2:28:45.178
41	1	3:26.920	57.814	1:36.689	52.417	121.9	2:32:12.098
42	1	3:28.619	57.544	1:37.514	53.561	120.9	2:35:40.717
43	1	3:27.480	58.042	1:37.344	52.094	121.5	2:39:08.197
44	1	3:24.326	56.532	1:35.848	51.946	123.4	2:42:32.523
45	1	3:23.912	56.619	1:35.116	52.177	123.7	2:45:56.435
46	1	3:24.803	56.521	1:36.755	51.527	123.1	2:49:21.238
47	1	3:20.577	56.470	1:33.777	50.330	125.7	2:52:41.815
48	1	3:19.018	57.581	1:31.539	49.898	126.7	2:56:00.833
49	1	3:17.122	55.336	1:30.920	50.866	127.9	2:59:17.955
50	1	3:18.205	58.414	1:30.642	49.149	127.2	3:02:36.160
51	1	3:12.897	55.202	1:27.923	49.772	130.7	3:05:49.057
52	1	3:15.214	54.560	1:30.927	49.727	129.2	3:09:04.271
53	1	3:13.834	54.391	1:28.299	51.144	130.1	3:12:18.105
54	1	3:11.628	54.254	1:27.958	49.416	131.6	3:15:29.733
55	1	3:12.064	54.394	1:27.883	49.787	131.3	3:18:41.797
56	1	3:51.116	55.741	1:36.696	1:18.679	109.1	3:22:32.913
57	1	4:39.308	1:14.958	1:59.592	1:24.758	90.3	3:27:12.221
58	1	4:54.353 **B**	1:21.832	2:00.225	1:32.296	85.7	3:32:06.574
59	1	8:55.729	6:33.174	1:33.920	48.635	47.1	3:41:02.303
60	1	3:19.018	56.746	1:31.824	50.448	126.7	3:44:21.321
61	1	3:02.729	52.954	1:22.866	46.909	138.0	3:47:24.050
62	1	3:06.291	52.211	1:25.392	48.688	135.3	3:50:30.341
63	1	2:59.818	51.737	1:21.022	47.059	140.2	3:53:30.159
64	1	3:00.576	51.703	1:22.950	45.923	139.6	3:56:30.735
65	1	2:59.192	51.652	1:21.003	46.537	140.7	3:59:29.927
66	1	3:03.547	52.274	1:23.652	47.621	137.4	4:02:33.474
67	1	3:00.848	51.207	1:21.894	47.747	139.4	4:05:34.322
68	1	3:02.775	54.063	1:22.717	45.995	138.0	4:08:37.097
69	1	3:09.198	51.300	1:23.388	54.510	133.3	4:11:46.295
70	1	3:01.253	52.434	1:22.769	46.050	139.1	4:14:47.548

136 1.Nigel BATCHELOR 2.Paul CHASE-GARDENER 3.David ALLEN — FORD Mustang CT10

Lap	D	Time	Sector 1	Sector 2	Sector 3	Kph	Elapsed
1	1	4:40.792	1:51.589	1:49.650	59.553	88.2	4:40.792
2	1	3:48.820	1:02.879	1:46.264	59.677	110.2	8:29.612
3	1	3:44.525	1:01.774	1:43.941	58.810	112.3	12:14.137
4	1	3:43.847	1:01.609	1:43.578	58.660	112.6	15:57.984
5	1	3:41.406	1:01.500	1:42.929	56.977	113.9	19:39.390
6	1	3:43.731	1:02.441	1:43.876	57.414	112.7	23:23.121
7	1	3:45.220	1:02.187	1:44.686	58.347	112.0	27:08.341
8	1	3:46.470	1:03.597	1:44.609	58.264	111.3	30:54.811
9	1	3:43.506	1:01.698	1:44.094	57.714	112.8	34:38.317
10	1	3:49.229	1:03.040	1:47.373	58.816	110.0	38:27.546
11	1	3:49.587	1:01.651	1:46.105	1:01.831	109.8	42:17.133
12	1	4:08.566	1:07.919	1:55.406	1:05.241	101.4	46:25.699
13	1	3:52.242	1:05.654	1:47.924	58.664	108.6	50:17.941
14	1	3:53.342	1:04.939	1:48.145	1:00.258	108.1	54:11.283
15	1	3:48.036	1:03.604	1:45.055	59.377	110.6	57:59.319
16	1	3:51.338	1:03.185	1:49.924	58.229	109.0	1:01:50.657
17	1	4:03.807	1:02.250	1:50.493	1:11.064	103.4	1:05:54.464
18	1	4:37.508	1:23.234	1:56.911	1:17.363	90.9	1:10:31.972
19	1	4:49.948	1:42.177	2:06.675	1:01.096	87.0	1:15:21.920
20	1	3:50.335	1:04.399	1:45.593	1:00.343	109.5	1:19:12.255
21	1	3:45.056	1:01.008	1:45.149	58.899	112.0	1:22:57.311
22	1	3:48.599	1:02.751	1:47.785	58.063	110.3	1:26:45.910
23	1	3:48.654	1:02.855	1:48.107	57.692	110.3	1:30:34.564
24	1	3:40.260	1:01.936	1:42.191	56.133	114.5	1:34:14.824
25	1	3:42.428	1:02.154	1:44.473	55.801	113.4	1:37:57.252
26	1	3:42.089	1:00.464	1:45.173	56.452	113.5	1:41:39.341
27	1	3:46.834	1:02.481	1:46.634	57.719	111.2	1:45:26.175
28	1	3:43.226	1:00.678	1:44.604	57.944	113.0	1:49:09.401
29	1	3:44.117	1:01.733	1:43.571	58.813	112.5	1:52:53.518
30	1	3:44.991	1:02.278	1:43.936	58.777	112.1	1:56:38.509
31	1	3:51.440 **B**	1:02.024	1:44.975	1:04.441	108.9	2:00:29.949
32	1	6:34.953	3:48.641	1:46.888	59.424	63.8	2:07:04.902
33	1	3:52.301	1:05.084	1:45.657	1:01.560	108.5	2:10:57.203
34	1	3:45.545	1:03.153	1:44.149	58.243	111.8	2:14:42.748
35	1	3:42.932	1:02.299	1:44.502	56.131	113.1	2:18:25.680
36	1	3:39.901	1:00.554	1:41.741	57.606	114.7	2:22:05.581
37	1	3:40.742	1:01.275	1:42.749	56.718	114.2	2:25:46.323

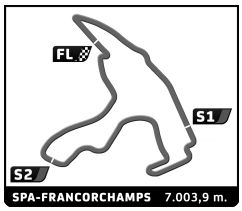

Spa Six Hours Endurance
SPA SIX HOURS
Race
Analysis

Personal Best | Session Best | **B** Crossing the finish line in pit lane

Lap	D	Time	Sector 1	Sector 2	Sector 3	Kph	Elapsed
38	1	3:47.442	1:00.795	1:47.278	59.369	110.9	2:29:33.765
39	1	3:45.124	1:00.952	1:44.944	59.228	112.0	2:33:18.889
40	1	3:36.630	1:00.708	1:40.987	54.935	116.4	2:36:55.519
41	1	3:33.299	59.334	1:40.187	53.778	118.2	2:40:28.818
42	1	3:33.396	58.101	1:40.633	54.662	118.2	2:44:02.214
43	1	3:32.324	58.874	1:39.095	54.355	118.8	2:47:34.538
44	1	3:28.492	58.681	1:35.764	54.047	120.9	2:51:03.030
45	1	3:27.610	58.353	1:36.424	52.833	121.4	2:54:30.640
46	1	3:29.660	58.558	1:38.178	52.924	120.3	2:58:00.300
47	1	3:28.849	57.751	1:35.564	55.534	120.7	3:01:29.149
48	1	20:47.977	...	1:46.452	1:18.362	20.2	3:22:17.126
49	1	4:48.448 **B**	1:16.746	2:01.881	1:29.821	87.4	3:27:05.574
50	1	14:04.808	...	1:36.739	55.261	29.8	3:41:10.382
51	1	3:32.510	1:01.197	1:36.156	55.157	118.6	3:44:42.892
52	1	3:30.813	1:00.740	1:35.227	54.846	119.6	3:48:13.705
53	1	3:22.784	57.840	1:32.487	52.457	124.3	3:51:36.489
54	1	3:24.925	58.621	1:33.686	52.618	123.0	3:55:01.414
55	1	3:25.528	58.471	1:34.561	52.496	122.7	3:58:26.942
56	1	3:20.162	57.382	1:30.801	51.979	126.0	4:01:47.104
57	1	3:20.731	56.489	1:31.239	53.003	125.6	4:05:07.835
58	1	3:23.118	55.569	1:35.484	52.065	124.1	4:08:30.953
59	1	3:20.815	57.565	1:30.423	52.827	125.6	4:11:51.768

144 1.Christopher GODDARD 2.David COYNE 3.Mark WRIGHT — FORD Falcon Sprint CT10

Lap	D	Time	Sector 1	Sector 2	Sector 3	Kph	Elapsed
1	1	4:18.432	1:28.410	1:47.993	1:02.029	95.9	4:18.432
2	1	3:50.681	1:01.061	1:49.103	1:00.517	109.3	8:09.113
3	1	3:47.337	1:02.836	1:45.554	58.947	110.9	11:56.450
4	1	3:43.716	59.992	1:45.807	57.917	112.7	15:40.166
5	1	3:44.026	1:00.294	1:44.685	59.047	112.6	19:24.192
6	1	3:39.948	59.749	1:43.450	56.749	114.6	23:04.140
7	1	3:45.003	1:02.627	1:44.555	57.821	112.1	26:49.143
8	1	3:49.267	1:03.028	1:45.922	1:00.317	110.0	30:38.410
9	1	3:53.877 **B**	1:01.060	1:45.709	1:07.108	107.8	34:32.287
10	1	14:26.914	...	1:54.808	59.595	29.1	48:59.201
11	1	3:44.159	59.790	1:45.719	58.650	112.5	52:43.360
12	1	3:43.710	59.224	1:45.712	58.774	112.7	56:27.070
13	1	3:48.168	1:01.793	1:46.967	59.408	110.5	1:00:15.238
14	1	3:50.452	1:02.590	1:47.475	1:00.387	109.4	1:04:05.690
15	1	5:05.596	1:19.330	2:19.999	1:26.267	82.5	1:09:11.286
16	1	4:32.748	1:23.475	1:59.272	1:10.001	92.4	1:13:44.034
17	1	3:45.842	1:00.527	1:45.820	59.495	111.6	1:17:29.876
18	1	3:50.270	1:04.445	1:47.432	58.393	109.5	1:21:20.146
19	1	3:45.518	1:01.337	1:45.261	58.920	111.8	1:25:05.664
20	1	3:42.301	1:01.171	1:44.353	56.777	113.4	1:28:47.965
21	1	3:39.185	1:00.286	1:42.495	56.404	115.0	1:32:27.150
22	1	3:50.456 **B**	1:00.835	1:45.387	1:04.234	109.4	1:36:17.606
23	1	9:03.162	6:25.749	1:41.435	55.978	46.4	1:45:20.768
24	1	3:35.964	58.933	1:41.525	55.506	116.8	1:48:56.732
25	1	3:34.001	57.299	1:41.431	55.271	117.8	1:52:30.733
26	1	3:34.251	58.013	1:40.802	55.436	117.7	1:56:04.984
27	1	3:38.813	58.320	1:42.970	57.523	115.2	1:59:43.797
28	1	3:32.882	57.820	1:40.047	55.015	118.4	2:03:16.679
29	1	3:32.123	57.026	1:40.289	54.808	118.9	2:06:48.802
30	1	3:35.726	57.724	1:41.076	56.926	116.9	2:10:24.528
31	1	3:36.882	58.365	1:40.988	57.529	116.3	2:14:01.410
32	1	3:30.720	56.905	1:39.372	54.443	119.7	2:17:32.130
33	1	3:30.747	56.754	1:39.734	54.259	119.6	2:21:02.877
34	1	3:31.037	57.797	1:39.200	54.040	119.5	2:24:33.914
35	1	3:30.082	57.019	1:38.828	54.235	120.0	2:28:03.996
36	1	3:29.692	58.059	1:38.331	53.302	120.2	2:31:33.688
37	1	3:26.256	56.731	1:36.792	52.733	122.2	2:34:59.944
38	1	3:29.043	56.758	1:38.100	54.185	120.6	2:38:28.987
39	1	3:28.784	55.985	1:40.078	52.721	120.8	2:41:57.771
40	1	3:24.761	57.243	1:35.887	51.631	123.1	2:45:22.532
41	1	3:26.512	56.077	1:37.483	52.952	122.1	2:48:49.044
42	1	3:20.465	55.623	1:34.313	50.529	125.8	2:52:09.509
43	1	3:19.532	55.733	1:32.435	51.364	126.4	2:55:29.041
44	1	3:18.827	55.600	1:32.461	50.766	126.8	2:58:47.868
45	1	3:17.038	55.278	1:31.353	50.407	128.0	3:02:04.906
46	1	3:17.298	55.667	1:31.290	50.341	127.8	3:05:22.204
47	1	3:13.033	54.588	1:28.915	49.530	130.6	3:08:35.237
48	1	3:13.505	54.194	1:28.801	50.510	130.3	3:11:48.742
49	1	3:17.633	54.355	1:32.986	50.292	127.6	3:15:06.375
50	1	3:14.098	53.904	1:27.844	52.350	129.9	3:18:20.473
51	1	3:59.502	54.580	1:45.076	1:19.846	105.3	3:22:19.975
52	1	4:38.983	1:15.862	2:01.388	1:21.733	90.4	3:26:58.958
53	1	5:00.696 **B**	1:24.986	2:03.639	1:32.071	83.9	3:31:59.654
54	1	10:34.246	8:06.416	1:36.995	50.835	39.8	3:42:33.900
55	1	3:11.634	54.627	1:26.855	50.152	131.6	3:45:45.534
56	1	3:11.293	53.828	1:27.230	50.235	131.8	3:48:56.827
57	1	3:09.994	53.318	1:26.327	50.349	132.7	3:52:06.821
58	1	3:12.534	53.157	1:29.169	50.208	131.0	3:55:19.355
59	1	3:11.474	53.605	1:28.826	49.043	131.7	3:58:30.829
60	1	3:09.249	52.536	1:28.149	48.564	133.2	4:01:40.078
61	1	3:11.473	52.547	1:28.327	50.599	131.7	4:04:51.551
62	1	3:09.951	52.870	1:27.436	49.645	132.7	4:08:01.502
63	1	3:09.275	54.079	1:25.733	49.463	133.2	4:11:10.777
64	1	3:14.372	54.035	1:29.215	51.122	129.7	4:14:25.149

160 1.Michael BIRCH 2.Gareth BURNETT 3.James HANSON — ELVA GT160 GTP<

Lap	D	Time	Sector 1	Sector 2	Sector 3	Kph	Elapsed
1	1	3:41.346	1:04.728	1:41.034	55.584	111.9	3:41.346
2	1	3:29.322	56.963	1:38.726	53.633	120.5	7:10.668
3	1	3:25.806	55.350	1:38.167	52.289	122.5	10:36.474
4	1	3:26.747	56.063	1:37.288	53.396	122.0	14:03.221
5	1	3:26.498	56.079	1:37.163	53.256	122.1	17:29.719
6	1	3:27.121	55.828	1:38.175	53.118	121.7	20:56.840
7	1	3:27.863	55.500	1:37.660	54.703	121.3	24:24.703

161 1.Bob BINFIELD 2.Sam BINFIELD 3.Will NUTHALL — GILBERN 1800GT GTS11

Lap	D	Time	Sector 1	Sector 2	Sector 3	Kph	Elapsed
1	1	4:37.981	1:55.465	1:45.011	57.505	89.1	4:37.981
2	1	3:44.647	1:03.784	1:41.573	59.290	112.2	8:22.628
3	1	3:46.878	1:03.603	1:43.295	59.980	111.1	12:09.506
4	1	3:42.580	1:03.982	1:43.031	55.567	113.3	15:52.086
5	1	3:38.396	1:02.552	1:40.248	55.596	115.5	19:30.482
6	1	3:40.250	1:02.425	1:41.129	56.696	114.5	23:10.732
7	1	3:44.511	1:02.865	1:41.767	59.879	112.3	26:55.243
8	1	3:43.589	1:03.360	1:42.882	57.347	112.8	30:38.832
9	1	3:41.870	1:03.081	1:42.319	56.470	113.6	34:20.702
10	1	3:43.994	1:02.651	1:42.684	58.659	112.6	38:04.696
11	1	3:44.574	1:02.675	1:43.895	58.004	112.3	41:49.270
12	1	3:43.422	1:04.014	1:42.869	56.539	112.9	45:32.692
13	1	3:42.349	1:03.036	1:41.358	57.955	113.4	49:15.041

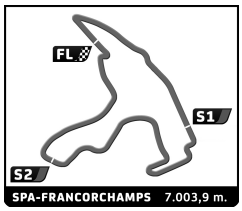

Spa Six Hours Endurance

SPA SIX HOURS

Race

Analysis

Personal Best | Session Best | B Crossing the finish line in pit lane

Lap	D	Time	Sector 1	Sector 2	Sector 3	Kph	Elapsed
14	1	3:42.758	1:03.831	1:41.640	57.287	113.2	52:57.799
15	1	3:39.009	1:02.497	1:40.071	56.441	115.1	56:36.808
16	1	3:47.515	1:09.463	1:42.586	55.466	110.8	1:00:24.323
17	1	3:42.379	1:02.650	1:39.913	59.816	113.4	1:04:06.702
18	1	5:05.372	1:19.649	2:20.103	1:25.620	82.6	1:09:12.074
19	1	4:39.331 B	1:24.166	1:58.534	1:16.631	90.3	1:13:51.405
20	1	7:39.677	4:43.938	1:52.404	1:03.335	54.9	1:21:31.082
21	1	3:54.026	1:06.840	1:47.476	59.710	107.7	1:25:25.108
22	1	3:55.390	1:06.547	1:48.724	1:00.119	107.1	1:29:20.498
23	1	3:53.541	1:06.256	1:47.915	59.370	108.0	1:33:14.039
24	1	3:54.147	1:06.058	1:48.294	59.795	107.7	1:37:08.186
25	1	3:51.243	1:04.931	1:45.869	1:00.443	109.0	1:40:59.429
26	1	3:52.497	1:05.705	1:47.508	59.284	108.4	1:44:51.926
27	1	3:51.571	1:05.233	1:46.745	59.593	108.9	1:48:43.497
28	1	3:48.468	1:04.414	1:44.765	59.289	110.4	1:52:31.965
29	1	3:50.851	1:05.278	1:46.778	58.795	109.2	1:56:22.816
30	1	3:47.861	1:04.887	1:44.984	57.990	110.7	2:00:10.677
31	1	3:45.996	1:03.634	1:44.047	58.315	111.6	2:03:56.673
32	1	3:48.301	1:03.970	1:45.065	59.266	110.4	2:07:44.974
33	1	3:49.378	1:04.932	1:45.733	58.713	109.9	2:11:34.352
34	1	3:47.524	1:03.738	1:45.154	58.632	110.8	2:15:21.876
35	1	3:46.285	1:03.846	1:43.574	58.865	111.4	2:19:08.161
36	1	3:47.334	1:03.379	1:45.210	58.745	110.9	2:22:55.495
37	1	3:44.537	1:03.228	1:42.832	58.477	112.3	2:26:40.032
38	1	3:43.311	1:02.954	1:43.744	56.613	112.9	2:30:23.343
39	1	3:43.751	1:03.673	1:42.455	57.623	112.7	2:34:07.094
40	1	3:47.130	1:05.558	1:44.836	56.736	111.0	2:37:54.224
41	1	3:41.917	1:02.645	1:43.195	56.077	113.6	2:41:36.141
42	1	3:41.494	1:03.651	1:41.091	56.752	113.8	2:45:17.635
43	1	3:44.457	1:03.706	1:44.681	56.070	112.3	2:49:02.092
44	1	3:35.835	1:02.491	1:37.602	55.742	116.8	2:52:37.927
45	1	3:37.776	1:04.254	1:37.968	55.554	115.8	2:56:15.703
46	1	3:36.773	1:03.082	1:39.141	54.550	116.3	2:59:52.476
47	1	3:44.188 B	1:02.230	1:37.778	1:04.180	112.5	3:03:36.664
48	1	11:44.747	9:15.078	1:34.826	54.843	35.8	3:15:21.411
49	1	3:25.463	1:00.241	1:31.969	53.253	122.7	3:18:46.874
50	1	3:47.806	1:00.312	1:35.238	1:12.256	110.7	3:22:34.680
51	1	4:38.149	1:14.307	1:59.260	1:24.582	90.6	3:27:12.829
52	1	4:49.354	1:23.020	1:59.699	1:26.635	87.1	3:32:02.183
53	1	4:35.420	1:24.505	1:59.613	1:11.302	91.5	3:36:37.603
54	1	3:54.727	1:12.191	1:49.613	52.923	107.4	3:40:32.330
55	1	3:21.389	58.852	1:29.637	52.900	125.2	3:43:53.719
56	1	3:20.175	58.850	1:29.117	52.208	126.0	3:47:13.894
57	1	3:21.506	58.584	1:29.164	53.758	125.1	3:50:35.400
58	1	3:19.324	58.399	1:28.907	52.018	126.5	3:53:54.724
59	1	3:18.204	58.417	1:28.572	51.215	127.2	3:57:12.928
60	1	3:19.583	58.597	1:29.405	51.581	126.3	4:00:32.511
61	1	3:19.663	59.499	1:28.747	51.417	126.3	4:03:52.174
62	1	3:35.578	58.304	1:41.189	56.085	117.0	4:07:27.752
63	1	3:23.411	59.920	1:29.701	53.790	124.0	4:10:51.163
64	1	3:24.672	1:00.168	1:31.550	52.954	123.2	4:14:15.835

166 1.Rob FENN 2.James BARCLAY 3.Oliver STIRLING — LOTUS Elan 26R GTS10

Lap	D	Time	Sector 1	Sector 2	Sector 3	Kph	Elapsed
1	1	4:06.832	1:21.819	1:46.801	58.212	100.4	4:06.832
2	1	3:40.560	1:01.747	1:42.936	55.877	114.3	7:47.392
3	1	3:33.019	59.024	1:39.452	54.543	118.4	11:20.411
4	1	3:33.465	58.762	1:39.900	54.803	118.1	14:53.876
5	1	3:31.745	57.595	1:40.131	54.019	119.1	18:25.621
6	1	3:32.567	57.646	1:40.988	53.933	118.6	21:58.188
7	1	3:34.595	56.975	1:41.939	55.681	117.5	25:32.783
8	1	3:34.031	1:00.405	1:40.178	53.448	117.8	29:06.814
9	1	3:35.178	57.497	1:39.829	57.852	117.2	32:41.992
10	1	3:33.093	58.224	1:40.039	54.830	118.3	36:15.085
11	1	3:33.851	57.407	1:41.284	55.160	117.9	39:48.936
12	1	3:41.017	1:00.842	1:42.505	57.670	114.1	43:29.953
13	1	3:33.996	59.115	1:40.449	54.432	117.8	47:03.949
14	1	3:31.969	57.644	1:40.059	54.266	119.0	50:35.918
15	1	3:33.267	57.469	1:40.695	55.103	118.2	54:09.185
16	1	3:32.580	57.629	1:39.922	55.029	118.6	57:41.765
17	1	3:31.691	57.507	1:39.650	54.534	119.1	1:01:13.456
18	1	3:36.854	57.494	1:40.962	58.398	116.3	1:04:50.310
19	1	4:56.344	1:13.447	2:05.639	1:37.258	85.1	1:09:46.654
20	1	4:24.215	1:15.580	1:57.752	1:10.883	95.4	1:14:10.869
21	1	3:33.166	57.405	1:41.440	54.321	118.3	1:17:44.035
22	1	3:33.149	58.952	1:40.062	54.135	118.3	1:21:17.184
23	1	3:30.505	57.516	1:38.509	54.480	119.8	1:24:47.689
24	1	3:32.558	57.369	1:39.866	55.323	118.6	1:28:20.247
25	1	3:30.069	57.492	1:39.143	53.434	120.0	1:31:50.316
26	1	3:31.274	58.013	1:38.590	54.671	119.3	1:35:21.590
27	1	3:33.158	57.606	1:40.691	54.861	118.3	1:38:54.748
28	1	3:29.377	57.124	1:38.240	54.013	120.4	1:42:24.125
29	1	3:31.043	58.123	1:39.606	53.314	119.5	1:45:55.168
30	1	3:29.828	57.355	1:38.355	54.118	120.2	1:49:24.996
31	1	3:29.511	57.353	1:38.701	53.457	120.3	1:52:54.507
32	1	3:29.521	57.864	1:38.249	53.408	120.3	1:56:24.028
33	1	3:28.653	57.359	1:38.463	52.831	120.8	1:59:52.681
34	1	3:29.995	58.301	1:37.007	54.687	120.1	2:03:22.676
35	1	3:40.285 B	57.846	1:38.080	1:04.359	114.5	2:07:02.961
36	1	4:55.971	2:17.750	1:42.511	55.710	85.2	2:11:58.932
37	1	3:38.095	59.434	1:41.558	57.103	115.6	2:15:37.027
38	1	3:33.907	58.860	1:40.829	54.218	117.9	2:19:10.934
39	1	3:36.685	1:00.390	1:42.883	53.412	116.4	2:22:47.619
40	1	3:30.946	59.290	1:38.556	53.100	119.5	2:26:18.565
41	1	3:30.003	57.278	1:39.811	52.914	120.1	2:29:48.568
42	1	3:30.704	57.067	1:37.478	56.159	119.7	2:33:19.272
43	1	3:26.854	58.038	1:37.038	51.778	121.9	2:36:46.126
44	1	3:26.739	57.937	1:37.055	51.747	122.0	2:40:12.865
45	1	3:24.889	57.465	1:35.346	52.078	123.1	2:43:37.754
46	1	3:25.942	57.604	1:35.868	52.470	122.4	2:47:03.696
47	1	3:20.109	56.277	1:32.380	51.452	126.0	2:50:23.805
48	1	3:22.053	56.425	1:34.110	51.518	124.8	2:53:45.858
49	1	3:19.005	56.870	1:32.139	49.996	126.7	2:57:04.863
50	1	3:22.542	56.284	1:34.332	51.926	124.5	3:00:27.405
51	1	3:20.516	55.615	1:33.807	51.094	125.7	3:03:47.921
52	1	3:12.096	54.936	1:27.585	49.575	131.3	3:07:00.017
53	1	3:14.835	54.674	1:30.677	49.484	129.4	3:10:14.852
54	1	3:13.828	55.376	1:29.509	48.943	130.1	3:13:28.680
55	1	3:21.597 B	54.902	1:28.586	58.109	125.1	3:16:50.277
56	1	10:44.791	7:29.794	1:46.413	1:28.584	39.1	3:27:35.068
57	1	4:43.513	1:15.476	1:57.756	1:30.281	88.9	3:32:18.581
58	1	4:36.931	1:24.216	1:55.163	1:17.552	91.0	3:36:55.512
59	1	3:54.798	1:08.595	1:48.262	57.941	107.4	3:40:50.310
60	1	3:18.758	54.984	1:32.379	51.395	126.9	3:44:09.068
61	1	3:10.905	55.073	1:26.242	49.590	132.1	3:47:19.973
62	1	3:13.680	56.535	1:27.116	50.029	130.2	3:50:33.653

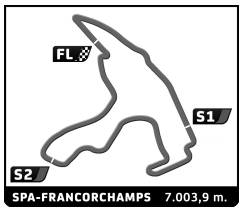

Spa Six Hours Endurance
SPA SIX HOURS
Race
Analysis

Personal Best | Session Best | B Crossing the finish line in pit lane

Lap	D	Time	Sector 1	Sector 2	Sector 3	Kph	Elapsed
63	1	3:11.948	56.563	1:24.746	50.639	131.4	3:53:45.601
64	1	3:09.340	54.279	1:26.110	48.951	133.2	3:56:54.941
65	1	3:20.657 B	54.264	1:26.477	59.916	125.7	4:00:15.598
66	1	4:37.848	2:16.509	1:30.589	50.750	90.7	4:04:53.446
67	1	3:09.078	54.628	1:24.641	49.809	133.4	4:08:02.524
68	1	3:09.692	53.912	1:25.483	50.297	132.9	4:11:12.216
69	1	3:14.156	53.733	1:29.280	51.143	129.9	4:14:26.372

169 1.Martin EYEARS 2.Andrew HALL 3.Ed MORRIS — LOTUS Elan 26R GTS10

Lap	D	Time	Sector 1	Sector 2	Sector 3	Kph	Elapsed
1	1	4:01.592	1:11.034	1:48.094	1:02.464	102.5	4:01.592
2	1	3:52.849	1:03.774	1:49.253	59.822	108.3	7:54.441
3	1	3:49.904	1:01.305	1:50.889	57.710	109.7	11:44.345
4	1	3:50.955	1:03.746	1:46.873	1:00.336	109.2	15:35.300
5	1	3:49.738	1:01.226	1:48.475	1:00.037	109.8	19:25.038
6	1	3:51.533	1:02.273	1:51.302	57.958	108.9	23:16.571
7	1	3:48.496	1:01.603	1:47.627	59.266	110.3	27:05.067
8	1	3:47.037	1:02.208	1:47.451	57.378	111.1	30:52.104
9	1	3:48.786	1:01.638	1:49.420	57.728	110.2	34:40.890
10	1	3:49.736	1:00.710	1:50.438	58.588	109.8	38:30.626
11	1	3:52.896	1:01.098	1:48.631	1:03.167	108.3	42:23.522
12	1	3:59.229	1:05.777	1:51.900	1:01.552	105.4	46:22.751
13	1	3:48.269	1:02.643	1:47.640	57.986	110.5	50:11.020
14	1	3:46.947	1:01.200	1:47.183	58.564	111.1	53:57.967
15	1	3:47.253	1:01.974	1:46.817	58.462	111.0	57:45.220
16	1	3:46.196	1:01.418	1:46.011	58.767	111.5	1:01:31.416
17	1	3:58.918 B	1:01.800	1:47.082	1:10.036	105.5	1:05:30.334
18	1	6:18.163	3:23.318	1:53.056	1:01.789	66.7	1:11:48.497
19	1	4:20.271	1:08.671	2:10.014	1:01.586	96.9	1:16:08.768
20	1	3:49.488	1:01.038	1:49.765	58.685	109.9	1:19:58.256
21	1	3:49.514	1:02.238	1:49.137	58.139	109.9	1:23:47.770
22	1	3:45.476	1:00.873	1:46.794	57.809	111.8	1:27:33.246
23	1	3:48.650	1:02.128	1:48.378	58.144	110.3	1:31:21.896
24	1	3:47.893	1:00.281	1:49.639	57.973	110.6	1:35:09.789
25	1	3:46.348	1:00.791	1:47.080	58.477	111.4	1:38:56.137
26	1	3:43.575	1:00.851	1:45.150	57.574	112.8	1:42:39.712
27	1	3:45.103	1:00.153	1:47.479	57.471	112.0	1:46:24.815
28	1	3:41.161	1:00.029	1:44.147	56.985	114.0	1:50:05.976
29	1	3:42.337	1:00.595	1:44.219	57.523	113.4	1:53:48.313
30	1	3:40.142	59.846	1:43.559	56.737	114.5	1:57:28.455
31	1	3:42.579	1:00.732	1:44.189	57.658	113.3	2:01:11.034
32	1	3:39.563	1:00.536	1:42.629	56.398	114.8	2:04:50.597
33	1	3:39.647	59.590	1:42.312	57.745	114.8	2:08:30.244
34	1	3:43.183	1:00.537	1:44.330	58.316	113.0	2:12:13.427
35	1	3:34.414	59.008	1:40.552	54.854	117.6	2:15:47.841
36	1	3:37.504	59.207	1:43.433	54.864	115.9	2:19:25.345
37	1	3:34.427	59.315	1:40.736	54.376	117.6	2:22:59.772
38	1	3:32.989	58.462	1:40.109	54.418	118.4	2:26:32.761
39	1	3:31.748	58.218	1:39.335	54.195	119.1	2:30:04.509
40	1	3:32.007	58.850	1:39.888	53.269	118.9	2:33:36.516
41	1	3:33.084	58.449	1:40.784	53.851	118.3	2:37:09.600
42	1	3:32.383	58.399	1:40.447	53.537	118.7	2:40:41.983
43	1	3:31.585	57.875	1:38.550	55.160	119.2	2:44:13.568
44	1	3:29.188	59.295	1:35.773	54.120	120.5	2:47:42.756
45	1	3:22.618	57.262	1:34.094	51.262	124.4	2:51:05.374
46	1	3:27.067	58.545	1:35.511	53.011	121.8	2:54:32.441
47	1	3:23.338	57.836	1:33.805	51.697	124.0	2:57:55.779
48	1	3:22.669	56.389	1:34.439	51.841	124.4	3:01:18.448
49	1	3:19.402	56.876	1:31.973	50.553	126.4	3:04:37.850
50	1	3:22.571	56.364	1:30.902	55.305	124.5	3:08:00.421
51	1	3:14.939	55.861	1:29.109	49.969	129.3	3:11:15.360
52	1	3:19.243	55.224	1:30.708	53.311	126.5	3:14:34.603
53	1	34:50.693	55.498	1:26.523	...	12.1	3:49:25.296
54	1	3:04.535	53.154	1:24.436	46.945	136.6	3:52:29.831
55	1	3:08.266	54.112	1:26.502	47.652	133.9	3:55:38.097
56	1	3:04.935	53.488	1:24.423	47.024	136.3	3:58:43.032
57	1	3:02.681	52.159	1:23.318	47.204	138.0	4:01:45.713
58	1	3:04.176	51.796	1:23.626	48.754	136.9	4:04:49.889
59	1	3:01.377	52.227	1:22.924	46.226	139.0	4:07:51.266
60	1	3:00.899	51.639	1:21.496	47.764	139.4	4:10:52.165
61	1	3:17.776 B	55.576	1:23.906	58.294	127.5	4:14:09.941

186 1.David SMITHIES 2.Chris CLARKSON 3.Mark PANGBORN — SHELBY Cobra Daytona GTS12

Lap	D	Time	Sector 1	Sector 2	Sector 3	Kph	Elapsed
1	1	4:08.838	1:22.960	1:47.409	58.469	99.6	4:08.838
2	1	3:36.765	58.557	1:42.932	55.276	116.3	7:45.603
3	1	3:33.560	57.634	1:41.500	54.426	118.1	11:19.163
4	1	3:33.963	57.809	1:41.392	54.762	117.8	14:53.126
5	1	3:32.597	56.911	1:41.100	54.586	118.6	18:25.723
6	1	3:34.882	56.363	1:43.053	55.466	117.3	22:00.605
7	1	3:36.800	56.253	1:43.890	56.657	116.3	25:37.405
8	1	3:33.044	58.742	1:39.806	54.496	118.4	29:10.449
9	1	3:36.067	58.291	1:41.138	56.638	116.7	32:46.516
10	1	3:34.835	58.197	1:41.318	55.320	117.4	36:21.351
11	1	3:34.837	57.578	1:42.156	55.103	117.4	39:56.188
12	1	3:38.882	58.354	1:42.979	57.549	115.2	43:35.070
13	1	3:35.895	59.529	1:41.315	55.051	116.8	47:10.965
14	1	3:32.917	57.314	1:41.199	54.404	118.4	50:43.882
15	1	3:33.133	57.599	1:40.768	54.766	118.3	54:17.015
16	1	3:29.758	55.778	1:40.562	53.418	120.2	57:46.773
17	1	3:36.025	58.144	1:42.368	55.513	116.7	1:01:22.798
18	1	3:38.445	56.038	1:40.404	1:02.003	115.4	1:05:01.243
19	1	4:52.007	1:27.443	1:59.868	1:24.696	86.3	1:09:53.250
20	1	4:21.683	1:12.553	1:59.214	1:09.916	96.4	1:14:14.933
21	1	3:35.514	57.538	1:41.905	56.071	117.0	1:17:50.447
22	1	3:34.846	56.716	1:41.126	57.004	117.4	1:21:25.293
23	1	3:29.675	56.367	1:39.621	53.687	120.3	1:24:54.968
24	1	3:34.346	56.910	1:41.170	56.266	117.6	1:28:29.314
25	1	3:33.442	56.840	1:42.432	54.170	118.1	1:32:02.756
26	1	3:33.898	57.256	1:42.156	54.486	117.9	1:35:36.654
27	1	3:31.149	56.678	1:40.158	54.313	119.4	1:39:07.803
28	1	3:32.301	57.931	1:39.822	54.548	118.8	1:42:40.104
29	1	3:31.315	56.673	1:40.448	54.194	119.3	1:46:11.419
30	1	3:31.092	57.658	1:39.529	53.905	119.4	1:49:42.511
31	1	3:33.691	58.182	1:41.092	54.417	118.0	1:53:16.202
32	1	3:44.367 B	58.278	1:39.444	1:06.645	112.4	1:57:00.569
33	1	5:26.737	2:47.515	1:42.868	56.354	77.2	2:02:27.306
34	1	3:33.003	56.865	1:39.745	56.393	118.4	2:06:00.309
35	1	3:35.486	57.346	1:41.841	56.299	117.0	2:09:35.795
36	1	3:39.427	57.340	1:45.588	56.499	114.9	2:13:15.222
37	1	3:32.600	57.693	1:41.109	53.798	118.6	2:16:47.822
38	1	3:28.599	56.739	1:39.364	52.496	120.9	2:20:16.421
39	1	3:24.732	55.374	1:37.489	51.869	123.2	2:23:41.153
40	1	3:24.965	54.041	1:38.121	52.803	123.0	2:27:06.118
41	1	3:28.015	55.760	1:39.598	52.657	121.2	2:30:34.133
42	1	3:26.185	56.273	1:36.995	52.917	122.3	2:34:00.318

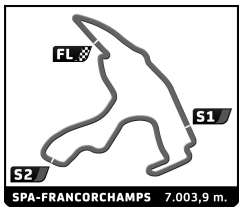

Spa Six Hours Endurance

SPA SIX HOURS

Race

Analysis

Personal Best | Session Best | **B** Crossing the finish line in pit lane

Lap	D	Time	Sector 1	Sector 2	Sector 3	Kph	Elapsed
43	1	3:35.242 B	54.887	1:37.883	1:02.472	117.1	2:37:35.560
44	1	10:47.826	8:16.948	1:37.194	53.684	38.9	2:48:23.386
45	1	3:20.263	54.180	1:34.553	51.530	125.9	2:51:43.649
46	1	3:19.039	54.414	1:33.473	51.152	126.7	2:55:02.688
47	1	3:19.419	53.986	1:34.107	51.326	126.4	2:58:22.107
48	1	3:15.895	54.505	1:32.156	49.234	128.7	3:01:38.002
49	1	3:17.511	55.299	1:33.166	49.046	127.7	3:04:55.513
50	1	3:11.146	52.560	1:29.392	49.194	131.9	3:08:06.659
51	1	3:12.447	53.319	1:30.021	49.107	131.0	3:11:19.106
52	1	3:15.735	52.780	1:31.888	51.067	128.8	3:14:34.841
53	1	3:06.324	51.241	1:27.521	47.562	135.3	3:17:41.165
54	1	3:26.068	52.015	1:33.135	1:00.918	122.4	3:21:07.233
55	1	4:14.679	1:07.267	1:39.273	1:28.139	99.0	3:25:21.912
56	1	4:48.761	1:22.308	2:05.703	1:20.750	87.3	3:30:10.673
57	1	4:36.422	1:16.532	2:06.570	1:13.320	91.2	3:34:47.095
58	1	4:34.183	1:21.317	2:07.456	1:05.410	92.0	3:39:21.278
59	1	3:33.306	55.051	1:49.506	48.749	118.2	3:42:54.584
60	1	3:19.940	54.380	1:34.723	50.837	126.1	3:46:14.524
61	1	3:13.351	54.167	1:29.954	49.230	130.4	3:49:27.875
62	1	3:10.433	52.501	1:28.318	49.614	132.4	3:52:38.308
63	1	3:26.629 B	54.864	1:30.206	1:01.559	122.0	3:56:04.937
64	1	4:53.064	2:35.840	1:28.465	48.759	86.0	4:00:58.001
65	1	3:10.166	53.287	1:28.589	48.290	132.6	4:04:08.167
66	1	3:08.711	52.149	1:28.623	47.939	133.6	4:07:16.878
67	1	3:08.969	52.646	1:27.578	48.745	133.4	4:10:25.847
68	1	3:09.742	51.941	1:25.213	52.588	132.9	4:13:35.589

197 1.Rui MACEDO SILVA 2.Pedro MACEDO SILVA 3.Joaquim JORGE — FORD GT40 Roadster GTP+

Lap	D	Time	Sector 1	Sector 2	Sector 3	Kph	Elapsed
1	1	3:28.548	56.917	1:39.043	52.588	118.8	3:28.548
2	1	3:21.657	54.890	1:35.103	51.664	125.0	6:50.205
3	1	3:18.759	52.963	1:34.608	51.188	126.9	10:08.964
4	1	3:18.518	52.312	1:34.283	51.923	127.0	13:27.482
5	1	3:20.445	52.728	1:35.355	52.362	125.8	16:47.927
6	1	3:21.865	53.030	1:36.942	51.893	124.9	20:09.792
7	1	3:24.730	53.842	1:37.361	53.527	123.2	23:34.522
8	1	3:25.700	53.465	1:38.148	54.087	122.6	27:00.222
9	1	3:27.646	57.324	1:38.376	51.946	121.4	30:27.868
10	1	3:26.206	56.230	1:36.679	53.297	122.3	33:54.074
11	1	3:25.292	54.961	1:37.080	53.251	122.8	37:19.366
12	1	3:25.132	54.400	1:36.716	54.016	122.9	40:44.498
13	1	3:29.421	55.160	1:38.603	55.658	120.4	44:13.919
14	1	3:25.919	55.140	1:37.006	53.773	122.4	47:39.838
15	1	3:26.708	54.513	1:38.968	53.227	122.0	51:06.546
16	1	3:22.208	53.271	1:36.273	52.664	124.7	54:28.754
17	1	3:24.530	55.114	1:38.061	51.355	123.3	57:53.284
18	1	3:23.680	53.344	1:37.974	52.362	123.8	1:01:16.964
19	1	3:32.012	53.226	1:36.465	1:02.321	118.9	1:04:48.976
20	1	4:54.216	1:12.572	2:05.481	1:36.163	85.7	1:09:43.192
21	1	4:25.692	1:16.695	1:55.643	1:13.354	94.9	1:14:08.884
22	1	3:27.139	57.203	1:37.174	52.762	121.7	1:17:36.023
23	1	3:25.168	55.556	1:35.319	54.293	122.9	1:21:01.191
24	1	3:21.042	53.892	1:35.319	51.831	125.4	1:24:22.233
25	1	3:21.829	52.879	1:35.589	53.361	124.9	1:27:44.062
26	1	3:21.761	52.758	1:37.585	51.418	125.0	1:31:05.823
27	1	3:20.127	53.030	1:35.103	51.994	126.0	1:34:25.950
28	1	3:22.643	53.229	1:36.989	52.425	124.4	1:37:48.593
29	1	3:23.469	53.130	1:36.746	53.593	123.9	1:41:12.062
30	1	3:29.807 B	53.620	1:37.014	59.173	120.2	1:44:41.869
31	1	5:44.434	3:00.069	1:46.458	57.907	73.2	1:50:26.303
32	1	3:37.843	58.055	1:42.534	57.254	115.7	1:54:04.146
33	1	3:42.303	57.925	1:45.274	59.104	113.4	1:57:46.449
34	1	3:42.746	57.431	1:47.730	57.585	113.2	2:01:29.195
35	1	3:42.422	59.723	1:45.782	56.917	113.4	2:05:11.617
36	1	3:54.158 B	1:00.638	1:47.018	1:06.502	107.7	2:09:05.775
37	1	13:51.413	...	1:39.492	52.677	30.3	2:22:57.188
38	1	3:24.418	55.170	1:37.266	51.982	123.3	2:26:21.606
39	1	3:25.343	55.096	1:37.846	52.401	122.8	2:29:46.949
40	1	3:28.003	55.012	1:38.697	54.294	121.2	2:33:14.952
41	1	3:21.091	53.865	1:35.905	51.321	125.4	2:36:36.043
42	1	3:20.010	55.296	1:34.604	50.110	126.1	2:39:56.053
43	1	3:21.425	55.126	1:34.728	51.571	125.2	2:43:17.478
44	1	3:16.564	54.161	1:33.013	49.390	128.3	2:46:34.042
45	1	3:15.355	52.090	1:33.800	49.465	129.1	2:49:49.397
46	1	3:14.018	52.691	1:31.998	49.329	130.0	2:53:03.415
47	1	3:11.835	54.912	1:29.884	47.039	131.4	2:56:15.250
48	1	3:06.139	51.276	1:27.140	47.723	135.5	2:59:21.389
49	1	3:09.193	54.427	1:27.428	47.338	133.3	3:02:30.582
50	1	3:06.080	50.146	1:28.382	47.552	135.5	3:05:36.662
51	1	3:01.047	50.926	1:23.738	46.383	139.3	3:08:37.709
52	1	3:03.737	51.098	1:25.274	47.365	137.2	3:11:41.446
53	1	3:02.735	50.788	1:25.364	46.583	138.0	3:14:44.181
54	1	30:11.753	50.095	1:24.959	...	13.9	3:44:55.934
55	1	3:04.880	50.200	1:26.354	48.326	136.4	3:48:00.814
56	1	3:02.795	51.411	1:23.908	47.476	137.9	3:51:03.609
57	1	2:58.828	49.328	1:23.455	46.045	141.0	3:54:02.437
58	1	2:56.377	48.394	1:21.956	46.027	143.0	3:56:58.814
59	1	2:57.776	48.740	1:23.714	45.322	141.8	3:59:56.590
60	1	2:59.209	49.288	1:22.933	46.988	140.7	4:02:55.799
61	1	2:57.488	48.310	1:24.108	45.070	142.1	4:05:53.287
62	1	2:58.723	49.742	1:23.132	45.849	141.1	4:08:52.010
63	1	2:59.504	49.094	1:23.701	46.709	140.5	4:11:51.514
64	1	2:59.044	49.938	1:23.504	45.602	140.8	4:14:50.558

207 1.Crispin HARRIS 2.James WILMOTH — AUSTIN HEALEY 3000 GTS12

Lap	D	Time	Sector 1	Sector 2	Sector 3	Kph	Elapsed
1	1	4:25.134	1:39.462	1:46.041	59.631	93.4	4:25.134
2	1	3:48.752	1:02.888	1:45.505	1:00.359	110.2	8:13.886
3	1	3:41.928	1:01.824	1:43.085	57.019	113.6	11:55.814
4	1	3:38.272	59.141	1:42.102	57.029	115.5	15:34.086
5	1	3:38.208	1:00.462	1:41.505	56.241	115.6	19:12.294
6	1	3:36.743	58.541	1:42.267	55.935	116.3	22:49.037
7	1	3:38.586	59.896	1:43.137	55.553	115.4	26:27.623
8	1	3:41.321	59.171	1:43.684	58.466	113.9	30:08.944
9	1	3:40.850	1:00.022	1:42.808	58.020	114.2	33:49.794
10	1	3:40.050	59.763	1:43.082	57.205	114.6	37:29.844
11	1	3:40.437	59.252	1:43.855	57.330	114.4	41:10.281
12	1	3:41.576	59.945	1:44.556	57.075	113.8	44:51.857
13	1	3:46.746	1:02.467	1:45.044	59.235	111.2	48:38.603
14	1	3:42.572	59.991	1:45.569	57.012	113.3	52:21.175
15	1	3:39.126	59.599	1:43.280	56.247	115.1	56:00.301
16	1	3:40.407	59.436	1:43.367	57.604	114.4	59:40.708
17	1	3:40.458	59.567	1:43.682	57.209	114.4	1:03:21.166
18	1	4:06.947	1:06.280	1:51.293	1:09.374	102.1	1:07:28.113
19	1	4:09.962 B	1:09.292	1:49.498	1:11.172	100.9	1:11:38.075
20	1	8:48.468	6:03.955	1:45.701	58.812	47.7	1:20:26.543

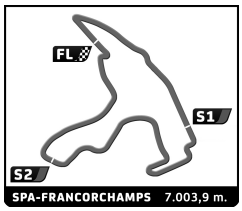

Spa Six Hours Endurance

SPA SIX HOURS

Race

Analysis

Personal Best | Session Best | **B** Crossing the finish line in pit lane

Lap	D	Time	Sector 1	Sector 2	Sector 3	Kph	Elapsed
21	1	3:41.058	59.770	1:44.835	56.453	114.1	1:24:07.601
22	1	4:15.919	1:00.716	2:14.268	1:00.935	98.5	1:28:23.520
23	1	3:44.340	1:00.069	1:46.069	58.202	112.4	1:32:07.860
24	1	3:42.615	59.772	1:44.922	57.921	113.3	1:35:50.475
25	1	3:45.791	1:00.647	1:46.824	58.320	111.7	1:39:36.266
26	1	3:44.277	1:00.205	1:45.559	58.513	112.4	1:43:20.543
27	1	3:47.677	1:02.626	1:48.159	56.892	110.7	1:47:08.220
28	1	3:41.804	1:01.135	1:42.398	58.271	113.7	1:50:50.024
29	1	3:42.268	1:00.212	1:42.733	59.323	113.4	1:54:32.292
30	1	3:41.663	59.696	1:45.745	56.222	113.7	1:58:13.955
31	1	3:38.479	1:00.484	1:42.328	55.667	115.4	2:01:52.434
32	1	3:39.020	1:00.327	1:41.872	56.821	115.1	2:05:31.454
33	1	3:40.170	59.518	1:42.599	58.053	114.5	2:09:11.624
34	1	3:52.245	1:01.631	1:53.737	56.877	108.6	2:13:03.869
35	1	3:43.725	1:00.487	1:43.770	59.468	112.7	2:16:47.594
36	1	3:38.649	1:00.114	1:43.631	54.904	115.3	2:20:26.243
37	1	3:37.269	1:00.255	1:42.489	54.525	116.1	2:24:03.512
38	1	3:33.194	59.192	1:40.211	53.791	118.3	2:27:36.706
39	1	3:34.985	58.762	1:42.002	54.221	117.3	2:31:11.691
40	1	3:36.571	58.815	1:42.626	55.130	116.4	2:34:48.262
41	1	3:31.127	58.043	1:39.702	53.382	119.4	2:38:19.389
42	1	3:33.216	59.220	1:39.080	54.916	118.3	2:41:52.605
43	1	3:24.824	57.146	1:35.336	52.342	123.1	2:45:17.429
44	1	3:32.110	1:00.342	1:38.056	53.712	118.9	2:48:49.539
45	1	3:34.659 **B**	58.867	1:36.401	59.391	117.5	2:52:24.198
46	1	8:54.832	6:25.785	1:37.336	51.711	47.1	3:01:19.030
47	1	3:19.924	56.594	1:32.139	51.191	126.1	3:04:38.954
48	1	3:21.458	56.711	1:31.347	53.400	125.2	3:08:00.412
49	1	3:24.433	56.618	1:32.460	55.355	123.3	3:11:24.845
50	1	3:20.933	57.549	1:31.134	52.250	125.5	3:14:45.778
51	1	3:20.644	56.571	1:31.719	52.354	125.7	3:18:06.422
52	1	3:25.687	55.975	1:33.584	56.128	122.6	3:21:32.109
53	1	4:03.450	59.493	1:38.760	1:25.197	103.6	3:25:35.559
54	1	4:45.135	1:20.166	2:02.420	1:22.549	88.4	3:30:20.694
55	1	4:36.975	1:15.119	2:04.049	1:17.807	91.0	3:34:57.669
56	1	4:29.170	1:18.689	2:05.043	1:05.438	93.7	3:39:26.839
57	1	3:25.957	56.163	1:36.221	53.573	122.4	3:42:52.796
58	1	3:24.624	57.193	1:34.339	53.092	123.2	3:46:17.420
59	1	3:24.739	56.855	1:34.806	53.078	123.2	3:49:42.159
60	1	3:16.476	57.243	1:28.131	51.102	128.3	3:52:58.635
61	1	3:15.044	55.823	1:29.112	50.109	129.3	3:56:13.679
62	1	3:15.636	55.592	1:28.686	51.358	128.9	3:59:29.315
63	1	3:19.699	55.919	1:33.576	50.204	126.3	4:02:49.014
64	1	3:12.294	54.442	1:28.153	49.699	131.1	4:06:01.308
65	1	3:18.429	56.135	1:30.746	51.548	127.1	4:09:19.737
66	1	3:15.286	55.203	1:29.922	50.161	129.1	4:12:35.023

219 1.Sjoerd PEEREBOOM 2.Jasper IZAKS 3.Tom SMITH — MG B GTS11

Lap	D	Time	Sector 1	Sector 2	Sector 3	Kph	Elapsed
1	1	4:21.875	1:34.628	1:46.949	1:00.298	94.6	4:21.875
2	1	3:47.919	1:02.698	1:46.354	58.867	110.6	8:09.794
3	1	3:42.207	1:01.787	1:43.318	57.102	113.5	11:52.001
4	1	3:44.231	1:01.846	1:42.152	1:00.233	112.4	15:36.232
5	1	3:41.381	1:01.324	1:43.519	56.538	113.9	19:17.613
6	1	3:41.288	1:00.616	1:43.171	57.501	113.9	22:58.901
7	1	3:41.093	1:00.469	1:43.103	57.521	114.0	26:39.994
8	1	3:41.910	1:01.723	1:43.628	56.559	113.6	30:21.904
9	1	3:43.068	1:01.209	1:42.917	58.942	113.0	34:04.972
10	1	3:43.926	1:01.822	1:44.319	57.785	112.6	37:48.898
11	1	3:43.893	1:01.589	1:44.029	58.275	112.6	41:32.791
12	1	3:45.024	1:02.788	1:43.872	58.364	112.1	45:17.815
13	1	3:42.407	1:01.748	1:43.366	57.293	113.4	49:00.222
14	1	3:43.416	1:00.947	1:43.878	58.591	112.9	52:43.638
15	1	3:40.524	1:00.699	1:43.332	56.493	114.3	56:24.162
16	1	3:42.006	1:00.615	1:43.902	57.489	113.6	1:00:06.168
17	1	3:40.135	1:01.036	1:42.618	56.481	114.5	1:03:46.303
18	1	5:16.732	1:31.787	2:22.695	1:22.250	79.6	1:09:03.035
19	1	4:36.674	1:26.822	1:59.979	1:09.873	91.1	1:13:39.709
20	1	3:40.642	1:00.656	1:43.268	56.718	114.3	1:17:20.351
21	1	3:39.364	1:00.449	1:43.229	55.686	114.9	1:20:59.715
22	1	3:40.389	1:00.675	1:43.328	56.386	114.4	1:24:40.104
23	1	3:39.795	1:00.472	1:42.434	56.889	114.7	1:28:19.899
24	1	3:39.535	1:00.979	1:42.039	56.517	114.9	1:31:59.434
25	1	3:41.555	1:00.690	1:44.466	56.399	113.8	1:35:40.989
26	1	3:40.262	1:01.305	1:42.411	56.546	114.5	1:39:21.251
27	1	3:39.988	1:02.049	1:42.181	55.758	114.6	1:43:01.239
28	1	3:39.376	1:01.022	1:42.330	56.024	114.9	1:46:40.615
29	1	3:45.314 **B**	1:00.871	1:42.095	1:02.348	111.9	1:50:25.929
30	1	4:55.469	2:15.129	1:43.959	56.381	85.3	1:55:21.398
31	1	3:41.881	1:02.108	1:42.683	57.090	113.6	1:59:03.279
32	1	3:39.229	1:01.041	1:41.942	56.246	115.0	2:02:42.508
33	1	3:41.627	1:01.293	1:42.957	57.377	113.8	2:06:24.135
34	1	3:41.198	1:01.377	1:43.482	56.339	114.0	2:10:05.333
35	1	3:39.537	1:01.137	1:42.484	55.916	114.9	2:13:44.870
36	1	3:38.589	1:01.995	1:41.599	54.995	115.3	2:17:23.459
37	1	3:37.598	1:00.272	1:41.708	55.618	115.9	2:21:01.057
38	1	3:35.031	1:00.621	1:39.422	54.988	117.3	2:24:36.088
39	1	3:34.396	1:00.429	1:39.294	54.673	117.6	2:28:10.484
40	1	3:33.970	1:00.004	1:40.149	53.817	117.8	2:31:44.454
41	1	3:33.182	1:00.427	1:39.781	52.974	118.3	2:35:17.636
42	1	3:33.186	59.562	1:38.552	55.072	118.3	2:38:50.822
43	1	3:28.904	59.707	1:35.984	53.213	120.7	2:42:19.726
44	1	3:29.992	59.232	1:37.625	53.135	120.1	2:45:49.718
45	1	3:27.715	58.806	1:36.127	52.782	121.4	2:49:17.433
46	1	3:23.751	58.548	1:33.528	51.675	123.7	2:52:41.184
47	1	3:25.364	1:00.340	1:33.922	51.102	122.8	2:56:06.548
48	1	3:20.462	57.810	1:31.853	50.799	125.8	2:59:27.010
49	1	3:24.534	58.782	1:32.140	53.612	123.3	3:02:51.544
50	1	3:17.788	57.629	1:29.519	50.640	127.5	3:06:09.332
51	1	3:21.517	56.705	1:29.496	55.316	125.1	3:09:30.849
52	1	3:17.250	57.173	1:27.948	52.129	127.8	3:12:48.099
53	1	3:19.623	56.987	1:29.729	52.907	126.3	3:16:07.722
54	1	3:19.565	57.075	1:28.421	54.069	126.3	3:19:27.287
55	1	3:47.190	1:02.875	1:37.861	1:06.454	111.0	3:23:14.477
56	1	4:23.455	1:07.836	1:45.657	1:29.962	95.7	3:27:37.932
57	1	4:50.521 **B**	1:14.454	1:57.408	1:38.659	86.8	3:32:28.453
58	1	9:38.428	7:15.400	1:31.161	51.867	43.6	3:42:06.881
59	1	3:14.588	57.762	1:26.673	50.153	129.6	3:45:21.469
60	1	3:11.876	56.222	1:26.151	49.503	131.4	3:48:33.345
61	1	3:11.895	55.132	1:26.759	50.004	131.4	3:51:45.240
62	1	3:10.934	55.252	1:26.070	49.612	132.1	3:54:56.174
63	1	3:14.623	56.097	1:26.468	52.058	129.6	3:58:10.797
64	1	3:10.168	55.879	1:24.533	49.756	132.6	4:01:20.965
65	1	3:08.737	55.217	1:24.630	48.890	133.6	4:04:29.702
66	1	3:07.964	54.174	1:24.569	49.221	134.1	4:07:37.666
67	1	3:11.760	54.588	1:24.425	52.747	131.5	4:10:49.426

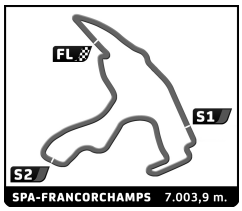

Spa Six Hours Endurance

SPA SIX HOURS

Race

Analysis

Personal Best | Session Best | **B** Crossing the finish line in pit lane

Lap	D	Time	Sector 1	Sector 2	Sector 3	Kph	Elapsed
68	1	3:15.201	59.330	1:26.988	48.883	129.2	4:14:04.627

331 1.Bas JANSEN 2.Marcel VAN LAARHOVEN 3.Jac MEEUWISSEN — FORD Mustang CT10

Lap	D	Time	Sector 1	Sector 2	Sector 3	Kph	Elapsed
1	1	4:26.030	1:40.612	1:45.814	59.604	93.1	4:26.030
2	1	3:47.633	1:03.013	1:45.148	59.472	110.8	8:13.663
3	1	3:43.265	1:03.163	1:42.756	57.346	112.9	11:56.928
4	1	3:40.184	1:01.805	1:42.867	55.512	114.5	15:37.112
5	1	3:36.934	1:00.148	1:41.847	54.939	116.2	19:14.046
6	1	3:36.117	1:00.139	1:40.760	55.218	116.7	22:50.163
7	1	3:38.163	1:00.279	1:42.254	55.630	115.6	26:28.326
8	1	3:39.972	1:00.664	1:42.182	57.126	114.6	30:08.298
9	1	3:35.861	1:00.048	1:39.582	56.231	116.8	33:44.159
10	1	3:39.922	1:00.792	1:41.775	57.355	114.7	37:24.081
11	1	3:40.677	1:00.864	1:42.073	57.740	114.3	41:04.758
12	1	3:45.462	1:02.181	1:44.198	59.083	111.8	44:50.220
13	1	3:41.480	1:01.904	1:41.577	57.999	113.8	48:31.700
14	1	3:40.208	1:00.648	1:43.173	56.387	114.5	52:11.908
15	1	3:38.030	1:00.500	1:40.830	56.700	115.6	55:49.938
16	1	3:39.605	1:00.786	1:42.902	55.917	114.8	59:29.543
17	1	3:38.840	1:00.866	1:41.461	56.513	115.2	1:03:08.383
18	1	3:45.732	1:00.696	1:43.299	1:01.737	111.7	1:06:54.115
19	1	4:04.597	1:08.342	1:43.947	1:12.308	103.1	1:10:58.712
20	1	4:44.468	1:42.843	2:02.995	58.630	88.6	1:15:43.180
21	1	3:38.404	1:00.642	1:41.260	56.502	115.4	1:19:21.584
22	1	3:40.023	1:01.502	1:42.167	56.354	114.6	1:23:01.607
23	1	3:39.972	1:00.030	1:43.080	56.862	114.6	1:26:41.579
24	1	3:38.500	1:01.213	1:42.030	55.257	115.4	1:30:20.079
25	1	3:37.136	1:00.536	1:40.942	55.658	116.1	1:33:57.215
26	1	3:36.887	1:00.672	1:40.180	56.035	116.3	1:37:34.102
27	1	3:40.603	1:00.924	1:42.424	57.255	114.3	1:41:14.705
28	1	3:39.544	1:01.351	1:42.091	56.102	114.8	1:44:54.249
29	1	3:40.213	1:01.616	1:43.368	55.229	114.5	1:48:34.462
30	1	3:38.019	1:01.198	1:40.392	56.429	115.7	1:52:12.481
31	1	3:38.014	1:01.332	1:40.798	55.884	115.7	1:55:50.495
32	1	3:40.346	1:01.664	1:42.646	56.036	114.4	1:59:30.841
33	1	3:38.807	1:01.995	1:40.401	56.411	115.2	2:03:09.648
34	1	3:37.874	1:00.750	1:40.639	56.485	115.7	2:06:47.522
35	1	3:39.086	1:01.115	1:41.660	56.311	115.1	2:10:26.608
36	1	3:41.595	1:00.728	1:43.199	57.668	113.8	2:14:08.203
37	1	3:36.725	1:00.520	1:40.496	55.709	116.3	2:17:44.928
38	1	3:32.772	1:00.171	1:38.417	54.184	118.5	2:21:17.700
39	1	3:38.957	1:05.934	1:39.130	53.893	115.2	2:24:56.657
40	1	3:40.272 **B**	1:00.136	1:37.778	1:02.358	114.5	2:28:36.929
41	1	14:22.147	...	1:43.214	57.586	29.2	2:42:59.076
42	1	3:34.080	1:01.378	1:38.834	53.868	117.8	2:46:33.156
43	1	3:31.111	1:00.276	1:35.547	55.288	119.4	2:50:04.267
44	1	3:28.571	59.845	1:35.687	53.039	120.9	2:53:32.838
45	1	3:30.670	1:00.319	1:36.577	53.774	119.7	2:57:03.508
46	1	3:30.429	59.083	1:35.941	55.405	119.8	3:00:33.937
47	1	3:30.891	59.710	1:36.481	54.700	119.6	3:04:04.828
48	1	3:36.173	1:03.683	1:35.704	56.786	116.6	3:07:41.001
49	1	3:44.694	1:04.656	1:41.649	58.389	112.2	3:11:25.695
50	1	4:02.715 **B**	1:10.342	1:44.059	1:08.314	103.9	3:15:28.410
51	1	43:42.061	...	1:37.366	55.283	9.6	3:59:10.471
52	1	3:31.275	1:01.903	1:35.087	54.285	119.3	4:02:41.746
53	1	3:25.050	59.004	1:33.726	52.320	123.0	4:06:06.796
54	1	3:27.130	58.103	1:34.530	54.497	121.7	4:09:33.926

Lap	D	Time	Sector 1	Sector 2	Sector 3	Kph	Elapsed
55	1	3:27.145	58.652	1:34.605	53.888	121.7	4:13:01.071

616 1.Armand ADRIAANS 2.Ad VERKUIJLEN — FORD Mustang Notchback CT10

Lap	D	Time	Sector 1	Sector 2	Sector 3	Kph	Elapsed
1	1	4:24.671	1:38.347	1:46.708	59.616	93.6	4:24.671
2	1	3:48.242	1:02.876	1:45.342	1:00.024	110.5	8:12.913
3	1	3:41.838	1:01.332	1:44.051	56.455	113.7	11:54.751
4	1	3:38.908	59.486	1:42.497	56.925	115.2	15:33.659
5	1	3:36.684	57.977	1:43.037	55.670	116.4	19:10.343
6	1	3:37.497	59.045	1:41.793	56.659	115.9	22:47.840
7	1	3:38.114	59.274	1:42.716	56.124	115.6	26:25.954
8	1	3:38.321	59.324	1:43.382	55.615	115.5	30:04.275
9	1	3:38.769	59.590	1:42.112	57.067	115.3	33:43.044
10	1	3:40.470	58.915	1:43.938	57.617	114.4	37:23.514
11	1	3:40.745	59.745	1:43.271	57.729	114.2	41:04.259
12	1	3:44.963	1:01.438	1:44.862	58.663	112.1	44:49.222
13	1	3:41.747	59.665	1:44.134	57.948	113.7	48:30.969
14	1	3:40.254	1:00.659	1:43.091	56.504	114.5	52:11.223
15	1	3:38.290	59.216	1:42.429	56.645	115.5	55:49.513
16	1	3:38.472	59.076	1:43.107	56.289	115.4	59:27.985
17	1	3:38.251	1:00.174	1:41.783	56.294	115.5	1:03:06.236
18	1	3:46.335	1:00.222	1:44.830	1:01.283	111.4	1:06:52.571
19	1	4:05.091	1:08.347	1:44.519	1:12.225	102.9	1:10:57.662
20	1	4:40.461	1:42.162	2:00.569	57.730	89.9	1:15:38.123
21	1	3:39.874	59.931	1:43.589	56.354	114.7	1:19:17.997
22	1	3:39.937	59.970	1:43.014	56.953	114.6	1:22:57.934
23	1	3:38.171	58.828	1:42.777	56.566	115.6	1:26:36.105
24	1	3:40.018	59.417	1:43.702	56.899	114.6	1:30:16.123
25	1	3:39.270	59.712	1:42.532	57.026	115.0	1:33:55.393
26	1	3:37.385	59.061	1:42.388	55.936	116.0	1:37:32.778
27	1	3:39.417	59.255	1:42.981	57.181	114.9	1:41:12.195
28	1	3:40.381	1:00.485	1:43.854	56.042	114.4	1:44:52.576
29	1	3:38.628	1:00.046	1:42.724	55.858	115.3	1:48:31.204
30	1	3:39.661	1:01.328	1:41.902	56.431	114.8	1:52:10.865
31	1	3:38.482	59.072	1:42.420	56.990	115.4	1:55:49.347
32	1	3:38.992	1:00.217	1:42.608	56.167	115.1	1:59:28.339
33	1	3:38.770	1:00.412	1:41.889	56.469	115.3	2:03:07.109
34	1	3:39.327	1:00.654	1:41.822	56.851	115.0	2:06:46.436
35	1	3:39.638	59.701	1:43.542	56.395	114.8	2:10:26.074
36	1	3:41.816	1:00.322	1:43.573	57.921	113.7	2:14:07.890
37	1	3:47.379 **B**	59.510	1:41.413	1:06.456	110.9	2:17:55.269
38	1	15:53.180	...	1:44.472	57.012	26.5	2:33:48.449
39	1	3:40.707	59.782	1:44.451	56.474	114.2	2:37:29.156
40	1	3:40.970	1:01.917	1:44.035	55.018	114.1	2:41:10.126
41	1	3:32.528	59.300	1:39.501	53.727	118.6	2:44:42.654
42	1	3:31.914	58.666	1:39.402	53.846	119.0	2:48:14.568
43	1	3:34.918	59.745	1:40.076	55.097	117.3	2:51:49.486
44	1	3:32.637	59.613	1:38.739	54.285	118.6	2:55:22.123
45	1	3:28.096	59.848	1:36.831	51.417	121.2	2:58:50.219
46	1	3:26.692	57.844	1:35.045	53.803	122.0	3:02:16.911
47	1	3:24.978	56.873	1:35.526	52.579	123.0	3:05:41.889
48	1	3:30.994	59.500	1:38.418	53.076	119.5	3:09:12.883
49	1	3:24.738	57.290	1:34.938	52.510	123.2	3:12:37.621
50	1	3:26.218	58.530	1:35.749	51.939	122.3	3:16:03.839
51	1	3:21.929	55.929	1:32.627	53.373	124.9	3:19:25.768
52	1	3:46.615	1:01.798	1:38.293	1:06.524	111.3	3:23:12.383
53	1	4:19.526	1:05.176	1:46.858	1:27.492	97.2	3:27:31.909
54	1	4:44.471	1:16.408	1:58.402	1:29.661	88.6	3:32:16.380

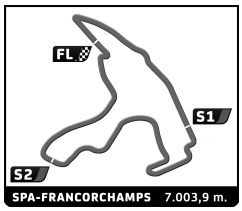

Spa Six Hours Endurance
SPA SIX HOURS
Race
Analysis

Personal Best | Session Best | **B** Crossing the finish line in pit lane

Lap	D	Time	Sector 1	Sector 2	Sector 3	Kph	Elapsed
55	1	4:37.356	1:23.796	1:56.084	1:17.476	90.9	3:36:53.736
56	1	4:02.767	1:07.297	1:50.758	1:04.712	103.9	3:40:56.503
57	1	3:25.240	57.725	1:33.475	54.040	122.9	3:44:21.743
58	1	3:32.467	55.233	1:40.668	56.566	118.7	3:47:54.210
59	1	3:20.003	58.706	1:28.781	52.516	126.1	3:51:14.213
60	1	3:15.486	55.469	1:29.262	50.755	129.0	3:54:29.699
61	1	3:13.632	56.078	1:28.172	49.382	130.2	3:57:43.331
62	1	3:14.274	56.122	1:27.705	50.447	129.8	4:00:57.605
63	1	3:15.492	56.268	1:29.053	50.171	129.0	4:04:13.097
64	1	3:14.840	54.989	1:29.156	50.695	129.4	4:07:27.937
65	1	3:14.432	54.623	1:27.697	52.112	129.7	4:10:42.369
66	1	3:16.152	55.220	1:31.351	49.581	128.5	4:13:58.521

771 1.Alan GREENHALGH 2.Robin GREENHALGH — FORD Falcon Sprint CT10

Lap	D	Time	Sector 1	Sector 2	Sector 3	Kph	Elapsed
1	1	4:19.393	1:32.532	1:45.218	1:01.643	95.5	4:19.393
2	1	3:50.347	1:03.743	1:46.425	1:00.179	109.5	8:09.740
3	1	3:42.887	1:00.246	1:45.829	56.812	113.1	11:52.627
4	1	3:45.427	1:00.039	1:48.554	56.834	111.9	15:38.054
5	1	3:41.354	1:00.581	1:43.691	57.082	113.9	19:19.408
6	1	3:40.983	1:00.008	1:43.134	57.841	114.1	23:00.391
7	1	3:41.405	1:00.734	1:44.668	56.003	113.9	26:41.796
8	1	3:41.457	1:01.226	1:43.195	57.036	113.9	30:23.253
9	1	3:41.361	1:00.545	1:42.763	58.053	113.9	34:04.614
10	1	3:38.823	59.496	1:42.757	56.570	115.2	37:43.437
11	1	3:42.424	1:00.197	1:43.742	58.485	113.4	41:25.861
12	1	3:43.240	1:00.871	1:46.035	56.334	112.9	45:09.101
13	1	3:40.690	1:00.757	1:43.625	56.308	114.3	48:49.791
14	1	3:40.170	59.595	1:43.323	57.252	114.5	52:29.961
15	1	3:39.451	59.004	1:42.892	57.555	114.9	56:09.412
16	1	3:38.311	58.237	1:42.590	57.484	115.5	59:47.723
17	1	3:40.573	1:00.118	1:43.669	56.786	114.3	1:03:28.296
18	1	4:07.448	1:04.641	1:51.451	1:11.356	101.9	1:07:35.744
19	1	4:01.180	1:11.307	1:48.977	1:00.896	104.5	1:11:36.924
20	1	4:06.956	1:13.184	1:54.744	59.028	102.1	1:15:43.880
21	1	3:39.286	1:01.206	1:42.463	55.617	115.0	1:19:23.166
22	1	3:39.532	59.474	1:43.591	56.467	114.9	1:23:02.698
23	1	3:36.570	58.463	1:41.716	56.391	116.4	1:26:39.268
24	1	3:53.298	58.966	1:57.410	56.922	108.1	1:30:32.566
25	1	3:35.551	57.967	1:41.670	55.914	117.0	1:34:08.117
26	1	3:37.711	59.301	1:42.610	55.800	115.8	1:37:45.828
27	1	3:52.066 **B**	59.522	1:42.253	1:10.291	108.7	1:41:37.894
28	1	11:05.596	8:17.761	1:47.101	1:00.734	37.9	1:52:43.490
29	1	3:46.863	1:01.614	1:46.741	58.508	111.1	1:56:30.353
30	1	3:46.471	1:02.949	1:44.947	58.575	111.3	2:00:16.824
31	1	3:50.421	1:02.368	1:52.000	56.053	109.4	2:04:07.245
32	1	3:49.308	1:02.264	1:47.342	59.702	110.0	2:07:56.553
33	1	3:46.969	1:01.912	1:46.727	58.330	111.1	2:11:43.522
34	1	3:43.453	1:01.540	1:45.351	56.562	112.8	2:15:26.975
35	1	3:42.630	1:00.910	1:44.030	57.690	113.3	2:19:09.605
36	1	3:41.837	1:01.099	1:45.019	55.719	113.7	2:22:51.442
37	1	3:40.919	1:00.644	1:44.383	55.892	114.1	2:26:32.361
38	1	3:37.843	59.796	1:42.228	55.819	115.7	2:30:10.204
39	1	3:40.162	1:02.626	1:42.249	55.287	114.5	2:33:50.366
40	1	3:36.189	59.221	1:42.375	54.593	116.6	2:37:26.555
41	1	3:39.553	1:01.184	1:42.505	55.864	114.8	2:41:06.108
42	1	3:32.452	58.125	1:39.741	54.586	118.7	2:44:38.560
43	1	3:34.586	58.164	1:40.904	55.518	117.5	2:48:13.146
44	1	3:35.531	1:00.189	1:40.479	54.863	117.0	2:51:48.677
45	1	3:30.837	58.245	1:40.331	52.261	119.6	2:55:19.514
46	1	3:29.456	57.415	1:39.185	52.856	120.4	2:58:48.970
47	1	3:25.937	56.887	1:36.736	52.314	122.4	3:02:14.907
48	1	3:26.789	56.997	1:36.838	52.954	121.9	3:05:41.696
49	1	3:29.653	58.003	1:39.543	52.107	120.3	3:09:11.349
50	1	3:25.510	57.037	1:36.069	52.404	122.7	3:12:36.859
51	1	3:26.002	56.898	1:37.538	51.566	122.4	3:16:02.861
52	1	3:21.808	55.296	1:33.804	52.708	124.9	3:19:24.669
53	1	3:54.430 **B**	1:01.223	1:38.887	1:14.320	107.6	3:23:19.099
54	1	11:43.568	8:34.257	1:48.918	1:20.393	35.8	3:35:02.667
55	1	4:29.366	1:16.437	2:05.911	1:07.018	93.6	3:39:32.033
56	1	3:17.318	54.681	1:32.121	50.516	127.8	3:42:49.351
57	1	3:18.048	55.823	1:32.243	49.982	127.3	3:46:07.399
58	1	3:14.969	54.469	1:30.692	49.808	129.3	3:49:22.368
59	1	3:11.325	53.591	1:29.086	48.648	131.8	3:52:33.693
60	1	3:09.973	53.686	1:27.473	48.814	132.7	3:55:43.666
61	1	3:09.930	53.210	1:27.166	49.554	132.8	3:58:53.596
62	1	3:09.162	53.917	1:26.474	48.771	133.3	4:02:02.758
63	1	3:12.201	53.251	1:28.673	50.277	131.2	4:05:14.959
64	1	3:10.558	53.003	1:27.928	49.627	132.3	4:08:25.517
65	1	3:10.757	54.462	1:27.287	49.008	132.2	4:11:36.274
66	1	3:08.401	52.805	1:27.089	48.507	133.8	4:14:44.675

911 1.Diederik CEYSSENS 2.Jurgen VERMEULEN — PORSCHE 911 GTS11

Lap	D	Time	Sector 1	Sector 2	Sector 3	Kph	Elapsed
1	1	4:16.739	1:36.917	1:42.788	57.034	96.5	4:16.739
2	1	3:36.212	59.048	1:41.205	55.959	116.6	7:52.951
3	1	3:37.877	58.740	1:43.593	55.544	115.7	11:30.828
4	1	3:36.283	1:00.091	1:41.670	54.522	116.6	15:07.111
5	1	3:34.196	57.898	1:41.691	54.607	117.7	18:41.307
6	1	3:36.211	58.311	1:40.864	57.036	116.6	22:17.518
7	1	3:33.590	57.636	1:40.636	55.318	118.0	25:51.108
8	1	3:35.388	59.696	1:40.848	54.844	117.1	29:26.496
9	1	4:01.980	1:25.627	1:40.861	55.492	104.2	33:28.476
10	1	3:37.387	59.371	1:41.988	56.028	116.0	37:05.863
11	1	3:38.565	59.473	1:42.527	56.565	115.4	40:44.428
12	1	3:40.866	59.547	1:44.415	56.904	114.2	44:25.294
13	1	3:38.609	59.888	1:42.024	56.697	115.3	48:03.903
14	1	3:44.618	59.785	1:42.714	1:02.119	112.3	51:48.521
15	1	3:35.519	58.921	1:41.007	55.591	117.0	55:24.040
16	1	3:36.031	58.180	1:42.521	55.330	116.7	59:00.071
17	1	3:36.423	59.088	1:41.167	56.168	116.5	1:02:36.494
18	1	3:50.856	58.780	1:47.667	1:04.409	109.2	1:06:27.350
19	1	4:18.511	1:10.399	1:51.361	1:16.751	97.5	1:10:45.861
20	1	4:39.682	1:41.801	2:01.708	56.173	90.2	1:15:25.543
21	1	3:36.325	58.996	1:41.934	55.395	116.6	1:19:01.868
22	1	3:36.813	58.338	1:41.889	56.586	116.3	1:22:38.681
23	1	3:38.095	59.342	1:43.490	55.263	115.6	1:26:16.776
24	1	3:34.689	58.569	1:40.765	55.355	117.4	1:29:51.465
25	1	3:34.063	58.131	1:41.099	54.833	117.8	1:33:25.528
26	1	3:35.394	59.131	1:40.897	55.366	117.1	1:37:00.922
27	1	3:37.869	59.441	1:41.334	57.094	115.7	1:40:38.791
28	1	3:36.686	59.467	1:41.996	55.223	116.4	1:44:15.477
29	1	3:36.687	59.026	1:41.771	55.890	116.4	1:47:52.164
30	1	3:38.093	59.535	1:41.665	56.893	115.6	1:51:30.257
31	1	3:36.182	59.253	1:40.557	56.372	116.6	1:55:06.439
32	1	3:37.262	59.335	1:41.035	56.892	116.1	1:58:43.701

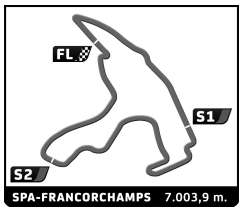

Spa Six Hours Endurance

SPA SIX HOURS

Race

Analysis

Personal Best | Session Best | **B** Crossing the finish line in pit lane

Lap	D	Time	Sector 1	Sector 2	Sector 3	Kph	Elapsed	Lap	D	Time	Sector 1	Sector 2	Sector 3	Kph	Elapsed
33	1	3:35.824	59.553	1:41.549	54.722	116.8	2:02:19.525								
34	1	3:35.979	58.912	1:41.066	56.001	116.7	2:05:55.504								
35	1	3:37.490	1:00.125	1:42.587	54.778	115.9	2:09:32.994								
36	1	3:40.657	59.979	1:42.599	58.079	114.3	2:13:13.651								
37	1	3:35.430	59.904	1:41.170	54.356	117.0	2:16:49.081								
38	1	3:36.061	59.711	1:41.785	54.565	116.7	2:20:25.142								
39	1	3:36.058	58.416	1:41.076	56.566	116.7	2:24:01.200								
40	1	3:39.314 **B**	57.999	1:40.717	1:00.598	115.0	2:27:40.514								
41	1	13:32.034	...	1:45.405	58.699	31.1	2:41:12.548								
42	1	4:00.476	1:05.992	1:57.062	57.422	104.9	2:45:13.024								
43	1	3:37.641	1:01.681	1:40.697	55.263	115.9	2:48:50.665								
44	1	3:29.566	59.403	1:35.445	54.718	120.3	2:52:20.231								
45	1	3:29.357	59.815	1:35.020	54.522	120.4	2:55:49.588								
46	1	3:27.843	1:01.364	1:32.675	53.804	121.3	2:59:17.431								
47	1	3:26.178	59.437	1:32.697	54.044	122.3	3:02:43.609								
48	1	3:22.770	58.352	1:32.489	51.929	124.3	3:06:06.379								
49	1	3:22.097	56.995	1:31.356	53.746	124.8	3:09:28.476								
50	1	3:18.603	56.736	1:29.858	52.009	127.0	3:12:47.079								
51	1	3:19.779	56.961	1:30.397	52.421	126.2	3:16:06.858								
52	1	3:19.562	56.913	1:29.061	53.588	126.3	3:19:26.420								
53	1	3:47.147	1:02.484	1:37.684	1:06.979	111.0	3:23:13.567								
54	1	4:22.345	1:07.644	1:45.828	1:28.873	96.1	3:27:35.912								
55	1	4:43.651	1:15.157	1:57.826	1:30.668	88.9	3:32:19.563								
56	1	4:36.793	1:24.407	1:54.652	1:17.734	91.1	3:36:56.356								
57	1	3:56.457	1:10.687	1:45.747	1:00.023	106.6	3:40:52.813								
58	1	3:30.741	57.729	1:36.784	56.228	119.6	3:44:23.554								
59	1	3:20.026	56.926	1:31.349	51.751	126.1	3:47:43.580								
60	1	3:19.450	55.888	1:29.243	54.319	126.4	3:51:03.030								
61	1	3:17.343	56.006	1:28.263	53.074	127.8	3:54:20.373								
62	1	3:21.734	57.164	1:33.587	50.983	125.0	3:57:42.107								
63	1	3:20.791	57.836	1:28.243	54.712	125.6	4:01:02.898								
64	1	3:20.242	56.219	1:32.348	51.675	125.9	4:04:23.140								
65	1	3:16.551	55.749	1:28.520	52.282	128.3	4:07:39.691								
66	1	3:26.222	56.433	1:32.691	57.098	122.3	4:11:05.913								
67	1	3:35.442	1:01.981	1:40.002	53.459	117.0	4:14:41.355								

GRAF VON FABER-CASTELL

GRID 1
Spa Six Hours Endurance



Spa Six Hours Endurance
SPA SIX HOURS
Race
Provisional Classification (Hour 3)

	Nr.	Drivers	Team	Car	Class	Laps	Total Time	Gap		Best Lap Lap	Time	Kph
1	2	WALKER / GRIFFITHS / SHEDDEN		FORD GT40	GTP+	52	3:00:24.199			51	3:03.036	137.8
2	1	Count OEYNHAUSEN / VERDONCK		FORD GT40	GTP+	52	3:02:03.476	1:39.277	1:39.277	52	3:07.484	134.5
3	5	WOOD / STRETTON		FORD GT40	GTP+	52	3:02:41.361	2:17.162	37.885	52	3:01.248	139.1
4	80	FRIEDRICHS / HADFIELD / MALLOCK		ASTON MARTIN DB4 GT DP214	GTS12	51	3:00:03.261	1 Laps	1 Laps	3	3:18.641	126.9
5	30	DE LATRE DU BOSQUEAU / VAN RIET		SHELBY Cobra	GTS12	51	3:00:55.273	1 Laps	52.012	50	3:09.311	133.2
6	87	PADMORE / TROMANS / MEADEN		LOTUS Elan 26R	GTS10	51	3:02:15.647	1 Laps	1:20.374	51	3:16.139	128.6
7	23	MINSHAW / PEARSON		JAGUAR E Type	GTS12	51	3:02:21.726	1 Laps	6.079	51	3:08.177	134.0
8	76	LYNN / HADDON / LYNN		LOTUS Elan 26R	GTS10	51	3:02:33.001	1 Laps	11.275	49	3:19.967	126.1
9	93	DITTING / HANCOCK		FORD GT40	GTP+	51	3:02:49.985	1 Laps	16.984	50	3:10.099	132.6
10	10	BRYANT / COTTINGHAM		FORD GT40	GTP+	51	3:03:17.183	1 Laps	27.198	51	3:06.065	135.5
11	166	FENN / BARCLAY / STIRLING		LOTUS Elan 26R	GTS10	50	3:00:27.405	2 Laps	1 Laps	49	3:19.005	126.7
12	40	HUNT / BLAKENEY-EDWARDS / WAKEMAN/GRANT-PETERKIN		JAGUAR E Type	GTS12	50	3:00:33.547	2 Laps	6.142	48	3:15.238	129.1
13	133	HANCOCK / HANCOCK / TWYMAN		LOTUS Elan 26R	GTS10	50	3:02:36.160	2 Laps	2:02.613	49	3:17.122	127.9
14	13	WILSON / BALFE / WOLFE		LOTUS Elan 26R	GTS10	50	3:03:19.509	2 Laps	43.349	49	3:23.766	123.7
15	63	HALUSA / HALUSA / MEGRUE		JAGUAR E Type	GTS12	50	3:03:19.752	2 Laps	0.243	50	3:15.090	129.2
16	9	MEINS / LILLINGSTON PRICE / BENTLEY		FORD GT40	GTP+	49	3:01:30.015	3 Laps	1 Laps	48	3:06.810	135.0
17	98	FARLEY / VAN DE POELE		FORD GT40	GTP+	49	3:01:38.271	3 Laps	8.256	44	3:12.737	130.8
18	50	WHITE / PAYNE		TRIUMPH TR4 SLR	GTS11	49	3:01:42.753	3 Laps	4.482	49	3:23.227	124.1
19	197	MACEDO SILVA / MACEDO SILVA / JORGE		FORD GT40 Roadster	GTP+	49	3:02:30.582	3 Laps	47.829	48	3:06.139	135.5
20	96	BURNETT / SWIFT / OWENS		AUSTIN Mini Countryman	INVITATION	49	3:02:34.657	3 Laps	4.075	49	3:20.741	125.6
21	15	HAMILTON / MOLENAAR / VERMAST		MARCOS 1800 GT	GTP<	49	3:02:35.654	3 Laps	0.997	49	3:24.588	123.2
22	219	PEEREBOOM / IZAKS / SMITH		MG B	GTS11	49	3:02:51.544	3 Laps	15.890	48	3:20.462	125.8
23	20	DUMOLIN / THIBAUT / DEVIS		FORD Shelby Mustang 350 GT	GTS12	49	3:03:22.909	3 Laps	31.365	49	3:13.718	130.2
24	69	BELTRAMELLI / BELTRAMELLI		CHEVROLET Corvette C2	GTS12	48	3:00:17.178	4 Laps	1 Laps	47	3:18.287	127.2
25	92	JADOT / DELPORTE / PONCELET/FASTRE		JAGUAR E Type	GTS12	48	3:00:37.927	4 Laps	20.749	43	3:25.227	122.9
26	58	KYVALOVA / CHADWICK		JAGUAR E Type	GTS12	48	3:00:54.679	4 Laps	16.752	32	3:25.019	123.0
27	112	GOMES / CLARIDGE		LOTUS Elan	GTS10	48	3:00:55.355	4 Laps	0.676	48	3:22.190	124.7
28	27	ZIEGLER / GOMM / GORDON		JAGUAR E Type	GTS12	48	3:01:14.682	4 Laps	19.327	46	3:16.558	128.3
29	169	EYEARS / HALL / MORRIS		LOTUS Elan 26R	GTS10	48	3:01:18.448	4 Laps	3.766	45	3:22.618	124.4
30	11	SCHRYVER / SCHRYVER / WELLER		LOTUS Elan 26R Shapecraft	GTS10	48	3:01:20.723	4 Laps	2.275	48	3:18.903	126.8
31	12	BATES / BATES		PORSCHE 911	GTS11	48	3:01:30.304	4 Laps	9.581	47	3:21.973	124.8
32	18	RAWE / CHATHAM		TRIUMPH TR4	GTS11	48	3:01:31.321	4 Laps	1.017	45	3:27.785	121.3
33	186	SMITHIES / CLARKSON / PANGBORN		SHELBY Cobra Daytona	GTS12	48	3:01:38.002	4 Laps	6.681	48	3:15.895	128.7
34	78	OWEN / KNILL-JONES		TRIUMPH TR4	GTS11	48	3:02:09.715	4 Laps	31.713	48	3:23.013	124.2
35	72	SLEEP / WYKEHAM / MONTGOMERY		FORD Shelby Mustang 350 GT	GTS12	48	3:03:23.554	4 Laps	1:13.839	48	3:18.033	127.3
36	99	DE BEAUMONT / MAVERICK / DE DONCKER		SHELBY Cobra	GTS12	47	3:00:10.785	5 Laps	1 Laps	47	3:18.754	126.9
37	73	SELDERS / VAN SPRUNDEL / BOELS		TVR GRIFFITH 400	GTS12	47	3:00:26.003	5 Laps	15.218	46	3:19.673	126.3
38	89	GRAY / GRAY		JAGUAR E Type	GTS12	47	3:00:34.279	5 Laps	8.276	47	3:23.559	123.9
39	67	VERMAST / KAUFFMAN / WILWERT		FORD Falcon	CT10	47	3:00:43.834	5 Laps	9.555	47	3:22.034	124.8
40	136	BATCHELOR / CHASE-GARDENER / ALLEN		FORD Mustang	CT10	47	3:01:29.149	5 Laps	45.315	45	3:27.610	121.4
41	33	LINSTER / WAGNER / PRIM		FORD Mustang	CT10	47	3:01:32.661	5 Laps	3.512	47	3:28.872	120.7
42	41	CRIPPS / McCARTHY		MG B Roadster	GTS11	47	3:01:33.639	5 Laps	0.978	44	3:26.324	122.2
43	14	MILLER / GOBLE		ASTON MARTIN DB4 Coupé	GTS7	47	3:01:48.695	5 Laps	15.056	22	3:31.575	119.2
44	42	BECHTOLSHEIMER / BIANCHI / BIANCHI		MG B	GTS11	47	3:01:56.784	5 Laps	8.089	36	3:36.655	116.4
45	95	BENNETT / SMITH / BRYANT		PORSCHE 911	GTS11	47	3:02:01.894	5 Laps	5.110	47	3:24.914	123.0
46	91	FOWLER / SCOTT / McCARTHY		MG B	GTS11	47	3:02:03.529	5 Laps	1.635	47	3:26.899	121.9
47	771	GREENHALGH / GREENHALGH		FORD Falcon Sprint	CT10	47	3:02:14.907	5 Laps	11.378	47	3:25.937	122.4
48	22	HAMUNEN / HILTUNEN		FORD Shelby Mustang 350 GT	GTS12	47	3:02:18.421	5 Laps	3.514	47	3:19.443	126.4
49	25	BURTON / FINBURGH / NEWALL		JAGUAR E Type	GTS7	47	3:02:25.228	5 Laps	6.807	47	3:20.359	125.8
50	911	CEYSSENS / VERMEULEN		PORSCHE 911	GTS11	47	3:02:43.609	5 Laps	18.381	47	3:26.178	122.3
51	70	LEJEUNE / LEJEUNE		TRIUMPH TR4	GTS11	47	3:03:14.358	5 Laps	30.749	47	3:31.021	119.5
52	100	GEORGI / ROSSI DI MONTELERA / VERGNANO		FORD Falcon Sprint	CT10	47	3:03:17.730	5 Laps	3.372	45	3:25.801	122.5
53	52	MÜLDER / TRABER / DEVIS		BIZZARRINI 5300 GT America	GTP+	46	2:58:13.267	6 Laps	1 Laps	44	3:20.707	125.6
54	161	BINFIELD / BINFIELD / NUTHALL		GILBERN 1800GT	GTS11	46	2:59:52.476	6 Laps	1:39.209	44	3:35.835	116.8
55	51	WYMEERSCH / DE COCK / JOOSEN		TVR Grantura MK3	GTS11	46	3:00:15.186	6 Laps	22.710	46	3:39.938	114.6
56	65	RUDDELL / CROFTON / SQUIRE		FORD Mustang Notchback	CT10	46	3:00:24.956	6 Laps	9.770	43	3:31.437	119.3
57	331	JANSEN / VAN LAARHOVEN / MEEUWISSEN		FORD Mustang	CT10	46	3:00:33.937	6 Laps	8.981	44	3:28.571	120.9
58	207	HARRIS / WILMOTH		AUSTIN HEALEY 3000	GTS12	46	3:01:19.030	6 Laps	45.093	43	3:24.824	123.1
59	97	DEPTA / FRIEDRICHS / WESTHOFF		FORD Mustang	CT10	46	3:01:19.740	6 Laps	0.710	43	3:22.523	124.5
60	616	ADRIAANS / VERKUIJLEN		FORD Mustang Notchback	CT10	46	3:02:16.911	6 Laps	57.171	46	3:26.692	122.0
61	19	DE WEERDT / KERKHOFS / BRANCKAERTS		FORD Mustang	CT10	46	3:02:16.936	6 Laps	0.025	45	3:29.573	120.3
62	17	FRANKEL / FRANKEL / FRANKEL		FORD Falcon	CT10	46	3:02:43.583	6 Laps	26.647	44	3:28.101	121.2
63	46	REUBEN / REUBEN		TVR Griffith	GTS12	46	3:02:48.957	6 Laps	5.374	45	3:08.658	133.7
64	75	BLANPAIN / JANSSENS / NOIRHOMME		AUSTIN HEALEY 100 M	GTS7	46	3:02:54.458	6 Laps	5.501	44	3:28.192	121.1
65	32	FEIBER / FEIBER / TWYMAN		LOTUS Elan	GTS10	46	3:03:07.878	6 Laps	13.420	37	3:33.607	118.0
66	83	ALLEN / TURRAL / SNOWDON		MG B	GTS11	45	2:55:10.320	7 Laps	1 Laps	42	3:33.573	118.1

SEPTEMBER 25, 26, 27, 28, 29 • 2019

GRAF VON FABER-CASTELL

GRID 1
Spa Six Hours Endurance



Spa Six Hours Endurance
SPA SIX HOURS
Race

Provisional Classification (Hour 3)

	Nr.	Drivers	Team	Car	Class	Laps	Total Time	Gap		Best Lap Lap	Time	Kph
67	38	VIRON / DECRONUMBOURG		MARCOS 1800 GT	GTP<	45	3:00:16.987	7 Laps	5:06.667	45	3:36.550	116.4
68	64	KOLB / DENAT		PORSCHE 911	GTS11	45	3:00:30.153	7 Laps	13.166	29	3:35.754	116.9
69	35	DI EDIGIO / DI EDIGIO		PORSCHE 911	GTS11	45	3:00:33.026	7 Laps	2.873	4	3:42.292	113.4
70	144	GODDARD / COYNE / WRIGHT		FORD Falcon Sprint	CT10	45	3:02:04.906	7 Laps	1:31.880	45	3:17.038	128.0
71	37	GEEBELEN / MARTENS / ARNAUTS		PORSCHE 911	GTS11	44	3:01:00.355	8 Laps	1 Laps	44	3:23.816	123.7
72	29	AHLERS / BELLINGER / BOCK		MORGAN Plus4 Supersport	GTS11	44	3:01:36.111	8 Laps	35.756	4	3:35.303	117.1
73	84	GUENAT / GUENAT / MAHE/MAHE		FORD GT40	GTP+	43	2:39:11.421	9 Laps	1 Laps	41	3:18.494	127.0
74	77	BRIONES / HORN / ECKE		PORSCHE 911	GTS11	43	3:00:24.576	9 Laps	1:13.155	43	3:37.291	116.0
75	48	TOTSUKA / SEKIGUCHI / UCHINO		AUSTIN HEALEY 3000 MK2 BJ7	GTS12	43	3:00:30.459	9 Laps	5.883	43	3:36.570	116.4
76	56	MIDGLEY / LONGDON / HAYDEN		MG B	GTS11	43	3:00:39.507	9 Laps	9.048	42	3:42.821	113.2
77	45	FILLIERS / DE CRAENE		PORSCHE 911	GTS11	42	2:42:46.225	10 Laps	1 Laps	42	3:30.392	119.8
78	110	OWEN / ROWLEY / SELWYN		FORD Galaxie 500XL	CT10	42	3:02:53.667	10 Laps	0:07.442	42	3:39.754	114.7
79	62	DUPONT / LAMBILLIOTTE		TVR Griffith	GTS12	41	3:01:30.249	11 Laps	1 Laps	5	3:50.538	109.4
80	61	HERREMAN / HERREMAN / HERREMAN		MG B	GTS11	40	3:03:06.264	12 Laps	1 Laps	4	3:47.479	110.8
81	28	BORDET / BORDET		MARCOS 1800 GT	GTP<	38	3:00:35.971	14 Laps	2 Laps	37	3:23.004	124.2
82	85	TOMLIN / LAWLEY / MEADEN		LOTUS Elan 26R	GTS10	35	2:08:36.048	17 Laps	3 Laps	33	3:29.951	120.1
83	36	LE BLANC / THOMAS / MINASSIAN		FORD GT40	GTP+	32	2:00:04.451	20 Laps	3 Laps	30	3:19.473	126.4
84	31	Graf Von WEDEL / Von WEDEL		LOTUS Elan	GTS10	31	1:55:31.491	21 Laps	1 Laps	6	3:33.669	118.0
85	71	OREBI GANN / BELL / BOURNE		MORGAN +4 Super Sports	GTS11	31	1:56:18.391	21 Laps	46.900	24	3:36.168	116.6
86	44	THORNE / BENNETT-BAGGS / TODD		AUSTIN HEALEY 100	GTS2	27	1:44:45.019	25 Laps	4 Laps	6	3:35.417	117.0
87	47	MULACEK / MULACEK / MULACEK		FORD Mustang	CT10	26	3:00:49.930	26 Laps	1 Laps	20	3:32.787	118.5
88	54	DOUART / CHRIQUI		JAGUAR E Type Semi-Lightweight	GTS12	22	1:31:46.695	30 Laps	4 Laps	3	3:33.230	118.2
89	26	PENSON / HOY / JACKSON		LOTUS Elan S1 26R	GTS10	21	1:17:48.206	31 Laps	1 Laps	16	3:29.874	120.1
90	79	VAN LANSCHOT / MILNER / GREENSALL		FORD Mustang	CT10	20	1:24:44.172	32 Laps	1 Laps	4	3:39.779	114.7
91	49	FORRIER / HINDRYCKX		MG B	GTS11	19	1:14:17.318	33 Laps	1 Laps	4	3:42.493	113.3
92	74	GRUAU / GRUAU		SHELBY Cobra	GTS12	19	1:16:25.248	33 Laps	2:07.930	5	3:25.425	122.7
93	8	HART / HART / PASTORELLI		FORD GT40	GTP+	18	1:00:31.857	34 Laps	1 Laps	2	3:16.407	128.4
94	86	COOKE / BIRD / THOMAS		FORD Shelby Mustang 350 GT	GTS12	17	1:11:42.228	35 Laps	1 Laps	5	3:41.880	113.6
95	7	DAVIES / NEWALL		FORD GT40	GTP+	12	45:49.595	40 Laps	5 Laps	5	3:22.663	124.4
96	160	BIRCH / BURNETT / HANSON		ELVA GT160	GTP<	7	24:24.703	45 Laps	5 Laps	3	3:25.806	122.5
97	81	NOLTE / FERRAO / GANS		FORD GT40	GTP+	7	31:42.600	45 Laps	7:17.897	2	3:51.093	109.1
98	16	CLARK / McCAIG / SMITH		JAGUAR E Type Lightweight	GTS12	5	17:46.715	47 Laps	2 Laps	4	3:29.065	120.6
99	57	WARD / CHESTER		FORD Falcon	CT10	4	14:37.736	48 Laps	1 Laps	4	3:29.501	120.4
100	111	WOITRIN / ROTHENBERGER / JUNG		FORD Shelby Mustang 350 GT	GTS12							
101	55	MELLING / MINSHAW / PATTLE		JAGUAR E Type Low Drag	GTS12							
102	24	GL?SEL / SOPER		FORD GT40	INVITATION							
103	21	FUNKE / KELLENERS / KELLENERS		FORD GT40	GTP+							

Published at: .....

Race Director	Timekeeper:
Jean-Yves MUNSTERS	Alberto Estébanez

SEPTEMBER 25, 26, 27, 28, 29 • 2019

GRID 1

Spa Six Hours Endurance



Spa Six Hours Endurance

SPA SIX HOURS

Race

Provisional Classification by Class (After Hour 3)

	Nr.	Drivers	Team	Car	Class	Laps	Total Time	Gap		Best Lap Lap	Time	Kph
CT							Fastest Lap by GODDARD Christopher: 3:17.038 (Lap 45, 128,0 Mph)					
1	67	VERMAST / KAUFFMAN / WILWERT		FORD Falcon	CT10	47	3:00:43.834			47	3:22.034	124.8
2	136	BATCHELOR / CHASE-GARDENER / ALLEN		FORD Mustang	CT10	47	3:01:29.149	45.315	45.315	45	3:27.610	121.4
3	33	LINSTER / WAGNER / PRIM		FORD Mustang	CT10	47	3:01:32.661	48.827	3.512	47	3:28.872	120.7
4	771	GREENHALGH / GREENHALGH		FORD Falcon Sprint	CT10	47	3:02:14.907	1:31.073	42.246	47	3:25.937	122.4
5	100	GEORGI / ROSSI DI MONTELERA / VERGNANO		FORD Falcon Sprint	CT10	47	3:03:17.730	2:33.896	1:02.823	45	3:25.801	122.5
6	65	RUDDELL / CROFTON / SQUIRE		FORD Mustang Notchback	CT10	46	3:00:24.956	1 Laps	1 Laps	43	3:31.437	119.3
7	331	JANSEN / VAN LAARHOVEN / MEEUWISSEN		FORD Mustang	CT10	46	3:00:33.937	1 Laps	8.981	44	3:28.571	120.9
8	97	DEPTA / FRIEDRICHS / WESTHOFF		FORD Mustang	CT10	46	3:01:19.740	1 Laps	45.803	43	3:22.523	124.5
9	616	ADRIAANS / VERKUIJLEN		FORD Mustang Notchback	CT10	46	3:02:16.911	1 Laps	57.171	46	3:26.692	122.0
10	19	DE WEERDT / KERKHOFS / BRANCKAERTS		FORD Mustang	CT10	46	3:02:16.936	1 Laps	0.025	45	3:29.573	120.3
11	17	FRANKEL / FRANKEL / FRANKEL		FORD Falcon	CT10	46	3:02:43.583	1 Laps	26.647	44	3:28.101	121.2
12	144	GODDARD / COYNE / WRIGHT		FORD Falcon Sprint	CT10	45	3:02:04.906	2 Laps	1 Laps	45	3:17.038	128.0
13	110	OWEN / ROWLEY / SELWYN		FORD Galaxie 500XL	CT10	42	3:02:53.667	5 Laps	3 Laps	42	3:39.754	114.7
14	47	MULACEK / MULACEK / MULACEK		FORD Mustang	CT10	26	3:00:49.930	21 Laps	16 Laps	20	3:32.787	118.5
15	79	VAN LANSCHOT / MILNER / GREENSALL		FORD Mustang	CT10	20	1:24:44.172	27 Laps	6 Laps	4	3:39.779	114.7
16	57	WARD / CHESTER		FORD Falcon	CT10	4	14:37.736	43 Laps	16 Laps	4	3:29.501	120.4
1	2	WALKER / GRIFFITHS / SHEDDEN		FORD GT40	GTP+	52	3:00:24.199			51	3:03.036	137.8
2	1	Count OEYNHAUSEN / VERDONCK		FORD GT40	GTP+	52	3:02:03.476	1:39.277	1:39.277	52	3:07.484	134.5
3	5	WOOD / STRETTON		FORD GT40	GTP+	52	3:02:41.361	2:17.162	37.885	52	3:01.248	139.1
4	93	DITTING / HANCOCK		FORD GT40	GTP+	51	3:02:49.985	1 Laps	1 Laps	50	3:10.099	132.6
5	10	BRYANT / COTTINGHAM		FORD GT40	GTP+	51	3:03:17.183	1 Laps	27.198	51	3:06.065	135.5
6	9	MEINS / LILLINGSTON PRICE / BENTLEY		FORD GT40	GTP+	49	3:01:30.015	3 Laps	2 Laps	48	3:06.810	135.0
7	98	FARLEY / VAN DE POELE		FORD GT40	GTP+	49	3:01:38.271	3 Laps	8.256	44	3:12.737	130.8
8	197	MACEDO SILVA / MACEDO SILVA / JORGE		FORD GT40 Roadster	GTP+	49	3:02:30.582	3 Laps	52.311	48	3:06.139	135.5
9	52	MÜLDER / TRABER / DEVIS		BIZZARRINI 5300 GT America	GTP+	46	2:58:13.267	6 Laps	3 Laps	44	3:20.707	125.6
10	84	GUENAT / GUENAT / MAHE/MAHE		FORD GT40	GTP+	43	2:39:11.421	9 Laps	3 Laps	41	3:18.494	127.0
11	36	LE BLANC / THOMAS / MINASSIAN		FORD GT40	GTP+	32	2:00:04.451	20 Laps	11 Laps	30	3:19.473	126.4
12	8	HART / HART / PASTORELLI		FORD GT40	GTP+	18	1:00:31.857	34 Laps	14 Laps	2	3:16.407	128.4
13	7	DAVIES / NEWALL		FORD GT40	GTP+	12	45:49.595	40 Laps	6 Laps	5	3:22.663	124.4
14	81	NOLTE / FERRAO / GANS		FORD GT40	GTP+	7	31:42.600	45 Laps	5 Laps	2	3:51.093	109.1
15	21	FUNKE / KELLENERS / KELLENERS		FORD GT40	GTP+							
GTP<							Fastest Lap by BORDET Pierre-Etienne: 3:23.004 (Lap 37, 124,2 Mph)					
1	15	HAMILTON / MOLENAAR / VERMAST		MARCOS 1800 GT	GTP<	49	3:02:35.654			49	3:24.588	123.2
2	38	VIRON / DECRONUMBOURG		MARCOS 1800 GT	GTP<	45	3:00:16.987	4 Laps	4 Laps	45	3:36.550	116.4
3	28	BORDET / BORDET		MARCOS 1800 GT	GTP<	38	3:00:35.971	11 Laps	7 Laps	37	3:23.004	124.2
4	160	BIRCH / BURNETT / HANSON		ELVA GT160	GTP<	7	24:24.703	42 Laps	31 Laps	3	3:25.806	122.5
GTS							Fastest Lap by MINSHAW Jon: 3:08.177 (Lap 51, 134,0 Mph)					
1	80	FRIEDRICHS / HADFIELD / MALLOCK		ASTON MARTIN DB4 GT DP214	GTS12	51	3:00:03.261			3	3:18.641	126.9
2	30	DE LATRE DU BOSQUEAU / VAN RIET		SHELBY Cobra	GTS12	51	3:00:55.273	52.012	52.012	50	3:09.311	133.2
3	87	PADMORE / TROMANS / MEADEN		LOTUS Elan 26R	GTS10	51	3:02:15.647	2:12.386	1:20.374	51	3:16.139	128.6
4	23	MINSHAW / PEARSON		JAGUAR E Type	GTS12	51	3:02:21.726	2:18.465	6.079	51	3:08.177	134.0
5	76	LYNN / HADDON / LYNN		LOTUS Elan 26R	GTS10	51	3:02:33.001	2:29.740	11.275	49	3:19.967	126.1
6	166	FENN / BARCLAY / STIRLING		LOTUS Elan 26R	GTS10	50	3:00:27.405	1 Laps	1 Laps	49	3:19.005	126.7
7	40	HUNT / BLAKENEY-EDWARDS / WAKEMAN/GRANT-PETERKIN		JAGUAR E Type	GTS12	50	3:00:33.547	1 Laps	6.142	48	3:15.238	129.1
8	133	HANCOCK / HANCOCK / TWYMAN		LOTUS Elan 26R	GTS10	50	3:02:36.160	1 Laps	2:02.613	49	3:17.122	127.9
9	13	WILSON / BALFE / WOLFE		LOTUS Elan 26R	GTS10	50	3:03:19.509	1 Laps	43.349	49	3:23.766	123.7
10	63	HALUSA / HALUSA / MEGRUE		JAGUAR E Type	GTS12	50	3:03:19.752	1 Laps	0.243	50	3:15.090	129.2
11	50	WHITE / PAYNE		TRIUMPH TR4 SLR	GTS11	49	3:01:42.753	2 Laps	1 Laps	49	3:23.227	124.1
12	219	PEEREBOOM / IZAKS / SMITH		MG B	GTS11	49	3:02:51.544	2 Laps	1:08.791	48	3:20.462	125.8
13	20	DUMOLIN / THIBAUT / DEVIS		FORD Shelby Mustang 350 GT	GTS12	49	3:03:22.909	2 Laps	31.365	49	3:13.718	130.2
14	69	BELTRAMELLI / BELTRAMELLI		CHEVROLET Corvette C2	GTS12	48	3:00:17.178	3 Laps	1 Laps	47	3:18.287	127.2
15	92	JADOT / DELPORTE / PONCELET/FASTRE		JAGUAR E Type	GTS12	48	3:00:37.927	3 Laps	20.749	43	3:25.227	122.9
16	58	KYVALOVA / CHADWICK		JAGUAR E Type	GTS12	48	3:00:54.679	3 Laps	16.752	32	3:25.019	123.0
17	112	GOMES / CLARIDGE		LOTUS Elan	GTS10	48	3:00:55.355	3 Laps	0.676	48	3:22.190	124.7
18	27	ZIEGLER / GOMM / GORDON		JAGUAR E Type	GTS12	48	3:01:14.682	3 Laps	19.327	46	3:16.558	128.3
19	169	EYEARS / HALL / MORRIS		LOTUS Elan 26R	GTS10	48	3:01:18.448	3 Laps	3.766	45	3:22.618	124.4
20	11	SCHRYVER / SCHRYVER / WELLER		LOTUS Elan 26R Shapecraft	GTS10	48	3:01:20.723	3 Laps	2.275	48	3:18.903	126.8
21	12	BATES / BATES		PORSCHE 911	GTS11	48	3:01:30.304	3 Laps	9.581	47	3:21.973	124.8
22	18	RAWE / CHATHAM		TRIUMPH TR4	GTS11	48	3:01:31.321	3 Laps	1.017	45	3:27.785	121.3
23	186	SMITHIES / CLARKSON / PANGBORN		SHELBY Cobra Daytona	GTS12	48	3:01:38.002	3 Laps	6.681	48	3:15.895	128.7
24	78	OWEN / KNILL-JONES		TRIUMPH TR4	GTS11	48	3:02:09.715	3 Laps	31.713	48	3:23.013	124.2
25	72	SLEEP / WYKEHAM / MONTGOMERY		FORD Shelby Mustang 350 GT	GTS12	48	3:03:23.554	3 Laps	1:13.839	48	3:18.033	127.3
26	99	DE BEAUMONT / MAVERICK / DE DONCKER		SHELBY Cobra	GTS12	47	3:00:10.785	4 Laps	1 Laps	47	3:18.754	126.9
27	73	SELDERS / VAN SPRUNDEL / BOELS		TVR GRIFFITH 400	GTS12	47	3:00:26.003	4 Laps	15.218	46	3:19.673	126.3
28	89	GRAY / GRAY		JAGUAR E Type	GTS12	47	3:00:34.279	4 Laps	8.276	47	3:23.559	123.9
29	41	CRIPPS / McCARTHY		MG B Roadster	GTS11	47	3:01:33.639	4 Laps	59.360	44	3:26.324	122.2
30	14	MILLER / GOBLE		ASTON MARTIN DB4 Coup?	GTS7	47	3:01:48.695	4 Laps	15.056	22	3:31.575	119.2
31	42	BECHTOLSHEIMER / BIANCHI / BIANCHI		MG B	GTS11	47	3:01:56.784	4 Laps	8.089	36	3:36.655	116.4
32	95	BENNETT / SMITH / BRYANT		PORSCHE 911	GTS11	47	3:02:01.894	4 Laps	5.110	47	3:24.914	123.0
33	91	FOWLER / SCOTT / McCARTHY		MG B	GTS11	47	3:02:03.529	4 Laps	1.635	47	3:26.899	121.9

GRAF VON FABER-CASTELL

GRID 1
Spa Six Hours Endurance



Spa Six Hours Endurance
SPA SIX HOURS
Race

Provisional Classification by Class (After Hour 3)

	Nr.	Drivers	Team	Car	Class	Laps	Total Time	Gap		Best Lap Lap	Time	Kph
34	22	HAMUNEN / HILTUNEN		FORD Shelby Mustang 350 GT	GTS12	47	3:02:18.421	4 Laps	14.892	47	3:19.443	126.4
35	25	BURTON / FINBURGH / NEWALL		JAGUAR E Type	GTS7	47	3:02:25.228	4 Laps	6.807	47	3:20.359	125.8
36	911	CEYSSENS / VERMEULEN		PORSCHE 911	GTS11	47	3:02:43.609	4 Laps	18.381	47	3:26.178	122.3
37	70	LEJEUNE / LEJEUNE		TRIUMPH TR4	GTS11	47	3:03:14.358	4 Laps	30.749	47	3:31.021	119.5
38	161	BINFIELD / BINFIELD / NUTHALL		GILBERN 1800GT	GTS11	46	2:59:52.476	5 Laps	1 Laps	44	3:35.835	116.8
39	51	WYMEERSCH / DE COCK / JOOSEN		TVR Grantura MK3	GTS11	46	3:00:15.186	5 Laps	22.710	46	3:39.938	114.6
40	207	HARRIS / WILMOTH		AUSTIN HEALEY 3000	GTS12	46	3:01:19.030	5 Laps	1:03.844	43	3:24.824	123.1
41	46	REUBEN / REUBEN		TVR Griffith	GTS12	46	3:02:48.957	5 Laps	1:29.927	45	3:08.658	133.7
42	75	BLANPAIN / JANSSENS / NOIRHOMME		AUSTIN HEALEY 100 M	GTS7	46	3:02:54.458	5 Laps	5.501	44	3:28.192	121.1
43	32	FEIBER / FEIBER / TWYMAN		LOTUS Elan	GTS10	46	3:03:07.878	5 Laps	13.420	37	3:33.607	118.0
44	83	ALLEN / TURRAL / SNOWDON		MG B	GTS11	45	2:55:10.320	6 Laps	1 Laps	42	3:33.573	118.1
45	64	KOLB / DENAT		PORSCHE 911	GTS11	45	3:00:30.153	6 Laps	5:19.833	29	3:35.754	116.9
46	35	DI EDIGIO / DI EDIGIO		PORSCHE 911	GTS11	45	3:00:33.026	6 Laps	2.873	4	3:42.292	113.4
47	37	GEEBELEN / MARTENS / ARNAUTS		PORSCHE 911	GTS11	44	3:01:00.355	7 Laps	1 Laps	44	3:23.816	123.7
48	29	AHLERS / BELLINGER / BOCK		MORGAN Plus4 Supersport	GTS11	44	3:01:36.111	7 Laps	35.756	4	3:35.303	117.1
49	77	BRIONES / HORN / ECKE		PORSCHE 911	GTS11	43	3:00:24.576	8 Laps	1 Laps	43	3:37.291	116.0
50	48	TOTSUKA / SEKIGUCHI / UCHINO		AUSTIN HEALEY 3000 MK2 BJ7	GTS12	43	3:00:30.459	8 Laps	5.883	43	3:36.570	116.4
51	56	MIDGLEY / LONGDON / HAYDEN		MG B	GTS11	43	3:00:39.507	8 Laps	9.048	42	3:42.821	113.2
52	45	FILLIERS / DE CRAENE		PORSCHE 911	GTS11	42	2:42:46.225	9 Laps	1 Laps	42	3:30.392	119.8
53	62	DUPONT / LAMBILLIOTTE		TVR Griffith	GTS12	41	3:01:30.249	10 Laps	1 Laps	5	3:50.538	109.4
54	61	HERREMAN / HERREMAN / HERREMAN		MG B	GTS11	40	3:03:06.264	11 Laps	1 Laps	4	3:47.479	110.8
55	85	TOMLIN / LAWLEY / MEADEN		LOTUS Elan 26R	GTS10	35	2:08:36.048	16 Laps	5 Laps	33	3:29.951	120.1
56	31	Graf Von WEDEL / Von WEDEL		LOTUS Elan	GTS10	31	1:55:31.491	20 Laps	4 Laps	6	3:33.669	118.0
57	71	OREBI GANN / BELL / BOURNE		MORGAN +4 Super Sports	GTS11	31	1:56:18.391	20 Laps	46.900	24	3:36.168	116.6
58	44	THORNE / BENNETT-BAGGS / TODD		AUSTIN HEALEY 100	GTS2	27	1:44:45.019	24 Laps	4 Laps	6	3:35.417	117.0
59	54	DOUART / CHRIQUI		JAGUAR E Type Semi-Lightweight	GTS12	22	1:31:46.695	29 Laps	5 Laps	3	3:33.230	118.2
60	26	PENSON / HOY / JACKSON		LOTUS Elan S1 26R	GTS10	21	1:17:48.206	30 Laps	1 Laps	16	3:29.874	120.1
61	49	FORRIER / HINDRYCKX		MG B	GTS11	19	1:14:17.318	32 Laps	2 Laps	4	3:42.493	113.3
62	74	GRUAU / GRUAU		SHELBY Cobra	GTS12	19	1:16:25.248	32 Laps	2:07.930	5	3:25.425	122.7
63	86	COOKE / BIRD / THOMAS		FORD Shelby Mustang 350 GT	GTS12	17	1:11:42.228	34 Laps	2 Laps	5	3:41.880	113.6
64	16	CLARK / McCAIG / SMITH		JAGUAR E Type Lightweight	GTS12	5	17:46.715	46 Laps	12 Laps	4	3:29.065	120.6
65	55	MELLING / MINSHAW / PATTLE		JAGUAR E Type Low Drag	GTS12							
66	111	WOITRIN / ROTHENBERGER / JUNG		FORD Shelby Mustang 350 GT	GTS12							
INVITATION							Fastest Lap by BURNETT Mark: 3:20.741 (Lap 49, 125,6 Mph)					
1	96	BURNETT / SWIFT / OWENS		AUSTIN Mini Countryman	INVITATION	49	3:02:34.657			49	3:20.741	125.6
2	24	GL?SEL / SOPER		FORD GT40	INVITATION							

Published at: .....

Race Director	Timekeeper:
Jean-Yves MUNSTERS	Alberto Estébanez

GRID 1

Spa Six Hours Endurance



Spa Six Hours Endurance

SPA SIX HOURS

Race

Provisional Classification by Class (After Hour 3)

	Nr.	Drivers	Team	Car	Class	Laps	Total Time	Gap		Best Lap Lap	Time	Kph
CT							Fastest Lap by GODDARD Christopher: 3:17.038 (Lap 45, 128,0 Mph)					
1	67	VERMAST / KAUFFMAN / WILWERT		FORD Falcon	CT10	47	3:00:43.834			47	3:22.034	124.8
2	136	BATCHELOR / CHASE-GARDENER / ALLEN		FORD Mustang	CT10	47	3:01:29.149	45.315	45.315	45	3:27.610	121.4
3	33	LINSTER / WAGNER / PRIM		FORD Mustang	CT10	47	3:01:32.661	48.827	3.512	47	3:28.872	120.7
4	771	GREENHALGH / GREENHALGH		FORD Falcon Sprint	CT10	47	3:02:14.907	1:31.073	42.246	47	3:25.937	122.4
5	100	GEORGI / ROSSI DI MONTELERA / VERGNANO		FORD Falcon Sprint	CT10	47	3:03:17.730	2:33.896	1:02.823	45	3:25.801	122.5
6	65	RUDDELL / CROFTON / SQUIRE		FORD Mustang Notchback	CT10	46	3:00:24.956	1 Laps	1 Laps	43	3:31.437	119.3
7	331	JANSEN / VAN LAARHOVEN / MEEUWISSEN		FORD Mustang	CT10	46	3:00:33.937	1 Laps	8.981	44	3:28.571	120.9
8	97	DEPTA / FRIEDRICHS / WESTHOFF		FORD Mustang	CT10	46	3:01:19.740	1 Laps	45.803	43	3:22.523	124.5
9	616	ADRIAANS / VERKUIJLEN		FORD Mustang Notchback	CT10	46	3:02:16.911	1 Laps	57.171	46	3:26.692	122.0
10	19	DE WEERDT / KERKHOFS / BRANCKAERTS		FORD Mustang	CT10	46	3:02:16.936	1 Laps	0.025	45	3:29.573	120.3
11	17	FRANKEL / FRANKEL / FRANKEL		FORD Falcon	CT10	46	3:02:43.583	1 Laps	26.647	44	3:28.101	121.2
12	144	GODDARD / COYNE / WRIGHT		FORD Falcon Sprint	CT10	45	3:02:04.906	2 Laps	1 Laps	45	3:17.038	128.0
13	110	OWEN / ROWLEY / SELWYN		FORD Galaxie 500XL	CT10	42	3:02:53.667	5 Laps	3 Laps	42	3:39.754	114.7
14	47	MULACEK / MULACEK / MULACEK		FORD Mustang	CT10	26	3:00:49.930	21 Laps	16 Laps	20	3:32.787	118.5
15	79	VAN LANSCHOT / MILNER / GREENSALL		FORD Mustang	CT10	20	1:24:44.172	27 Laps	6 Laps	4	3:39.779	114.7
16	57	WARD / CHESTER		FORD Falcon	CT10	4	14:37.736	43 Laps	16 Laps	4	3:29.501	120.4
1	2	WALKER / GRIFFITHS / SHEDDEN		FORD GT40	GTP+	52	3:00:24.199			51	3:03.036	137.8
2	1	Count OEYNHAUSEN / VERDONCK		FORD GT40	GTP+	52	3:02:03.476	1:39.277	1:39.277	52	3:07.484	134.5
3	5	WOOD / STRETTON		FORD GT40	GTP+	52	3:02:41.361	2:17.162	37.885	52	3:01.248	139.1
4	93	DITTING / HANCOCK		FORD GT40	GTP+	51	3:02:49.985	1 Laps	1 Laps	50	3:10.099	132.6
5	10	BRYANT / COTTINGHAM		FORD GT40	GTP+	51	3:03:17.183	1 Laps	27.198	51	3:06.065	135.5
6	9	MEINS / LILLINGSTON PRICE / BENTLEY		FORD GT40	GTP+	49	3:01:30.015	3 Laps	2 Laps	48	3:06.810	135.0
7	98	FARLEY / VAN DE POELE		FORD GT40	GTP+	49	3:01:38.271	3 Laps	8.256	44	3:12.737	130.8
8	197	MACEDO SILVA / MACEDO SILVA / JORGE		FORD GT40 Roadster	GTP+	49	3:02:30.582	3 Laps	52.311	48	3:06.139	135.5
9	52	MÜLDER / TRABER / DEVIS		BIZZARRINI 5300 GT America	GTP+	46	2:58:13.267	6 Laps	3 Laps	44	3:20.707	125.6
10	84	GUENAT / GUENAT / MAHE/MAHE		FORD GT40	GTP+	43	2:39:11.421	9 Laps	3 Laps	41	3:18.494	127.0
11	36	LE BLANC / THOMAS / MINASSIAN		FORD GT40	GTP+	32	2:00:04.451	20 Laps	11 Laps	30	3:19.473	126.4
12	8	HART / HART / PASTORELLI		FORD GT40	GTP+	18	1:00:31.857	34 Laps	14 Laps	2	3:16.407	128.4
13	7	DAVIES / NEWALL		FORD GT40	GTP+	12	45:49.595	40 Laps	6 Laps	5	3:22.663	124.4
14	81	NOLTE / FERRAO / GANS		FORD GT40	GTP+	7	31:42.600	45 Laps	5 Laps	2	3:51.093	109.1
15	21	FUNKE / KELLENERS / KELLENERS		FORD GT40	GTP+							
GTP<							Fastest Lap by BORDET Pierre-Etienne: 3:23.004 (Lap 37, 124,2 Mph)					
1	15	HAMILTON / MOLENAAR / VERMAST		MARCOS 1800 GT	GTP<	49	3:02:35.654			49	3:24.588	123.2
2	38	VIRON / DECRONUMBOURG		MARCOS 1800 GT	GTP<	45	3:00:16.987	4 Laps	4 Laps	45	3:36.550	116.4
3	28	BORDET / BORDET		MARCOS 1800 GT	GTP<	38	3:00:35.971	11 Laps	7 Laps	37	3:23.004	124.2
4	160	BIRCH / BURNETT / HANSON		ELVA GT160	GTP<	7	24:24.703	42 Laps	31 Laps	3	3:25.806	122.5
GTS							Fastest Lap by MINSHAW Jon: 3:08.177 (Lap 51, 134,0 Mph)					
1	80	FRIEDRICHS / HADFIELD / MALLOCK		ASTON MARTIN DB4 GT DP214	GTS12	51	3:00:03.261			3	3:18.641	126.9
2	30	DE LATRE DU BOSQUEAU / VAN RIET		SHELBY Cobra	GTS12	51	3:00:55.273	52.012	52.012	50	3:09.311	133.2
3	87	PADMORE / TROMANS / MEADEN		LOTUS Elan 26R	GTS10	51	3:02:15.647	2:12.386	1:20.374	51	3:16.139	128.6
4	23	MINSHAW / PEARSON		JAGUAR E Type	GTS12	51	3:02:21.726	2:18.465	6.079	51	3:08.177	134.0
5	76	LYNN / HADDON / LYNN		LOTUS Elan 26R	GTS10	51	3:02:33.001	2:29.740	11.275	49	3:19.967	126.1
6	166	FENN / BARCLAY / STIRLING		LOTUS Elan 26R	GTS10	50	3:00:27.405	1 Laps	1 Laps	49	3:19.005	126.7
7	40	HUNT / BLAKENEY-EDWARDS / WAKEMAN/GRANT-PETERKIN		JAGUAR E Type	GTS12	50	3:00:33.547	1 Laps	6.142	48	3:15.238	129.1
8	133	HANCOCK / HANCOCK / TWYMAN		LOTUS Elan 26R	GTS10	50	3:02:36.160	1 Laps	2:02.613	49	3:17.122	127.9
9	13	WILSON / BALFE / WOLFE		LOTUS Elan 26R	GTS10	50	3:03:19.509	1 Laps	43.349	49	3:23.766	123.7
10	63	HALUSA / HALUSA / MEGRUE		JAGUAR E Type	GTS12	50	3:03:19.752	1 Laps	0.243	50	3:15.090	129.2
11	50	WHITE / PAYNE		TRIUMPH TR4 SLR	GTS11	49	3:01:42.753	2 Laps	1 Laps	49	3:23.227	124.1
12	219	PEEREBOOM / IZAKS / SMITH		MG B	GTS11	49	3:02:51.544	2 Laps	1:08.791	48	3:20.462	125.8
13	20	DUMOLIN / THIBAUT / DEVIS		FORD Shelby Mustang 350 GT	GTS12	49	3:03:22.909	2 Laps	31.365	49	3:13.718	130.2
14	69	BELTRAMELLI / BELTRAMELLI		CHEVROLET Corvette C2	GTS12	48	3:00:17.178	3 Laps	1 Laps	47	3:18.287	127.2
15	92	JADOT / DELPORTE / PONCELET/FASTRE		JAGUAR E Type	GTS12	48	3:00:37.927	3 Laps	20.749	43	3:25.227	122.9
16	58	KYVALOVA / CHADWICK		JAGUAR E Type	GTS12	48	3:00:54.679	3 Laps	16.752	32	3:25.019	123.0
17	112	GOMES / CLARIDGE		LOTUS Elan	GTS10	48	3:00:55.355	3 Laps	0.676	48	3:22.190	124.7
18	27	ZIEGLER / GOMM / GORDON		JAGUAR E Type	GTS12	48	3:01:14.682	3 Laps	19.327	46	3:16.558	128.3
19	169	EYEARS / HALL / MORRIS		LOTUS Elan 26R	GTS10	48	3:01:18.448	3 Laps	3.766	45	3:22.618	124.4
20	11	SCHRYVER / SCHRYVER / WELLER		LOTUS Elan 26R Shapecraft	GTS10	48	3:01:20.723	3 Laps	2.275	48	3:18.903	126.8
21	12	BATES / BATES		PORSCHE 911	GTS11	48	3:01:30.304	3 Laps	9.581	47	3:21.973	124.8
22	18	RAWE / CHATHAM		TRIUMPH TR4	GTS11	48	3:01:31.321	3 Laps	1.017	45	3:27.785	121.3
23	186	SMITHIES / CLARKSON / PANGBORN		SHELBY Cobra Daytona	GTS12	48	3:01:38.002	3 Laps	6.681	48	3:15.895	128.7
24	78	OWEN / KNILL-JONES		TRIUMPH TR4	GTS11	48	3:02:09.715	3 Laps	31.713	48	3:23.013	124.2
25	72	SLEEP / WYKEHAM / MONTGOMERY		FORD Shelby Mustang 350 GT	GTS12	48	3:03:23.554	3 Laps	1:13.839	48	3:18.033	127.3
26	99	DE BEAUMONT / MAVERICK / DE DONCKER		SHELBY Cobra	GTS12	47	3:00:10.785	4 Laps	1 Laps	47	3:18.754	126.9
27	73	SELDERS / VAN SPRUNDEL / BOELS		TVR GRIFFITH 400	GTS12	47	3:00:26.003	4 Laps	15.218	46	3:19.673	126.3
28	89	GRAY / GRAY		JAGUAR E Type	GTS12	47	3:00:34.279	4 Laps	8.276	47	3:23.559	123.9
29	41	CRIPPS / McCARTHY		MG B Roadster	GTS11	47	3:01:33.639	4 Laps	59.360	44	3:26.324	122.2
30	14	MILLER / GOBLE		ASTON MARTIN DB4 Coup?	GTS7	47	3:01:48.695	4 Laps	15.056	22	3:31.575	119.2
31	42	BECHTOLSHEIMER / BIANCHI / BIANCHI		MG B	GTS11	47	3:01:56.784	4 Laps	8.089	36	3:36.655	116.4
32	95	BENNETT / SMITH / BRYANT		PORSCHE 911	GTS11	47	3:02:01.894	4 Laps	5.110	47	3:24.914	123.0
33	91	FOWLER / SCOTT / McCARTHY		MG B	GTS11	47	3:02:03.529	4 Laps	1.635	47	3:26.899	121.9

GRAF VON FABER-CASTELL

GRID 1
Spa Six Hours Endurance



Spa Six Hours Endurance
SPA SIX HOURS
Race

Provisional Classification by Class (After Hour 3)

	Nr.	Drivers	Team	Car	Class	Laps	Total Time	Gap		Best Lap Lap	Time	Kph
34	22	HAMUNEN / HILTUNEN		FORD Shelby Mustang 350 GT	GTS12	47	3:02:18.421	4 Laps	14.892	47	3:19.443	126.4
35	25	BURTON / FINBURGH / NEWALL		JAGUAR E Type	GTS7	47	3:02:25.228	4 Laps	6.807	47	3:20.359	125.8
36	911	CEYSSENS / VERMEULEN		PORSCHE 911	GTS11	47	3:02:43.609	4 Laps	18.381	47	3:26.178	122.3
37	70	LEJEUNE / LEJEUNE		TRIUMPH TR4	GTS11	47	3:03:14.358	4 Laps	30.749	47	3:31.021	119.5
38	161	BINFIELD / BINFIELD / NUTHALL		GILBERN 1800GT	GTS11	46	2:59:52.476	5 Laps	1 Laps	44	3:35.835	116.8
39	51	WYMEERSCH / DE COCK / JOOSEN		TVR Grantura MK3	GTS11	46	3:00:15.186	5 Laps	22.710	46	3:39.938	114.6
40	207	HARRIS / WILMOTH		AUSTIN HEALEY 3000	GTS12	46	3:01:19.030	5 Laps	1:03.844	43	3:24.824	123.1
41	46	REUBEN / REUBEN		TVR Griffith	GTS12	46	3:02:48.957	5 Laps	1:29.927	45	3:08.658	133.7
42	75	BLANPAIN / JANSSENS / NOIRHOMME		AUSTIN HEALEY 100 M	GTS7	46	3:02:54.458	5 Laps	5.501	44	3:28.192	121.1
43	32	FEIBER / FEIBER / TWYMAN		LOTUS Elan	GTS10	46	3:03:07.878	5 Laps	13.420	37	3:33.607	118.0
44	83	ALLEN / TURRAL / SNOWDON		MG B	GTS11	45	2:55:10.320	6 Laps	1 Laps	42	3:33.573	118.1
45	64	KOLB / DENAT		PORSCHE 911	GTS11	45	3:00:30.153	6 Laps	5:19.833	29	3:35.754	116.9
46	35	DI EDIGIO / DI EDIGIO		PORSCHE 911	GTS11	45	3:00:33.026	6 Laps	2.873	4	3:42.292	113.4
47	37	GEEBELEN / MARTENS / ARNAUTS		PORSCHE 911	GTS11	44	3:01:00.355	7 Laps	1 Laps	44	3:23.816	123.7
48	29	AHLERS / BELLINGER / BOCK		MORGAN Plus4 Supersport	GTS11	44	3:01:36.111	7 Laps	35.756	4	3:35.303	117.1
49	77	BRIONES / HORN / ECKE		PORSCHE 911	GTS11	43	3:00:24.576	8 Laps	1 Laps	43	3:37.291	116.0
50	48	TOTSUKA / SEKIGUCHI / UCHINO		AUSTIN HEALEY 3000 MK2 BJ7	GTS12	43	3:00:30.459	8 Laps	5.883	43	3:36.570	116.4
51	56	MIDGLEY / LONGDON / HAYDEN		MG B	GTS11	43	3:00:39.507	8 Laps	9.048	42	3:42.821	113.2
52	45	FILLIERS / DE CRAENE		PORSCHE 911	GTS11	42	2:42:46.225	9 Laps	1 Laps	42	3:30.392	119.8
53	62	DUPONT / LAMBILLIOTTE		TVR Griffith	GTS12	41	3:01:30.249	10 Laps	1 Laps	5	3:50.538	109.4
54	61	HERREMAN / HERREMAN / HERREMAN		MG B	GTS11	40	3:03:06.264	11 Laps	1 Laps	4	3:47.479	110.8
55	85	TOMLIN / LAWLEY / MEADEN		LOTUS Elan 26R	GTS10	35	2:08:36.048	16 Laps	5 Laps	33	3:29.951	120.1
56	31	Graf Von WEDEL / Von WEDEL		LOTUS Elan	GTS10	31	1:55:31.491	20 Laps	4 Laps	6	3:33.669	118.0
57	71	OREBI GANN / BELL / BOURNE		MORGAN +4 Super Sports	GTS11	31	1:56:18.391	20 Laps	46.900	24	3:36.168	116.6
58	44	THORNE / BENNETT-BAGGS / TODD		AUSTIN HEALEY 100	GTS2	27	1:44:45.019	24 Laps	4 Laps	6	3:35.417	117.0
59	54	DOUART / CHRIQUI		JAGUAR E Type Semi-Lightweight	GTS12	22	1:31:46.695	29 Laps	5 Laps	3	3:33.230	118.2
60	26	PENSON / HOY / JACKSON		LOTUS Elan S1 26R	GTS10	21	1:17:48.206	30 Laps	1 Laps	16	3:29.874	120.1
61	49	FORRIER / HINDRYCKX		MG B	GTS11	19	1:14:17.318	32 Laps	2 Laps	4	3:42.493	113.3
62	74	GRUAU / GRUAU		SHELBY Cobra	GTS12	19	1:16:25.248	32 Laps	2:07.930	5	3:25.425	122.7
63	86	COOKE / BIRD / THOMAS		FORD Shelby Mustang 350 GT	GTS12	17	1:11:42.228	34 Laps	2 Laps	5	3:41.880	113.6
64	16	CLARK / McCAIG / SMITH		JAGUAR E Type Lightweight	GTS12	5	17:46.715	46 Laps	12 Laps	4	3:29.065	120.6
65	55	MELLING / MINSHAW / PATTLE		JAGUAR E Type Low Drag	GTS12							
66	111	WOITRIN / ROTHENBERGER / JUNG		FORD Shelby Mustang 350 GT	GTS12							
INVITATION							Fastest Lap by BURNETT Mark: 3:20.741 (Lap 49, 125,6 Mph)					
1	96	BURNETT / SWIFT / OWENS		AUSTIN Mini Countryman	INVITATION	49	3:02:34.657			49	3:20.741	125.6
2	24	GL?SEL / SOPER		FORD GT40	INVITATION							

Published at: .....

Race Director	Timekeeper:
Jean-Yves MUNSTERS	Alberto Estébanez

GRAF VON FABER-CASTELL

GRID 1

Spa Six Hours Endurance



Spa Six Hours Endurance

SPA SIX HOURS

Race

Final Classification

	Nr.	Drivers	Team	Car	Class	Laps	Total Time	Gap		Best Lap Lap	Time	Kph
1	2	WALKER / GRIFFITHS / SHEDDEN		FORD GT40	GTP+	107	5:59:03.392			95	2:49.553	148.7
2	80	FRIEDRICHS / HADFIELD / MALLOCK		ASTON MARTIN DB4 GT DP214	GTS12	104	5:59:45.631	3 Laps	3 Laps	101	2:57.077	142.4
3	93	DITTING / HANCOCK		FORD GT40	GTP+	104	5:59:48.262	3 Laps	2.631	90	2:45.938	151.9
4	133	HANCOCK / HANCOCK / TWYMAN		LOTUS Elan 26R	GTS10	103	5:59:31.276	4 Laps	1 Laps	89	2:57.663	141.9
5	9	MEINS / LILLINGSTON PRICE / BENTLEY		FORD GT40	GTP+	102	5:59:06.634	5 Laps	1 Laps	100	2:50.436	147.9
6	30	DE LATRE DU BOSQUEAU / VAN RIET		SHELBY Cobra	GTS12	102	5:59:07.085	5 Laps	0.451	95	2:53.600	145.2
7	112	GOMES / CLARIDGE		LOTUS Elan	GTS10	102	5:59:22.312	5 Laps	15.227	100	2:56.032	143.2
8	1	Count OEYNHAUSEN / VERDONCK		FORD GT40	GTP+	102	5:59:42.925	5 Laps	20.613	98	2:44.618	153.2
9	40	HUNT / BLAKENEY-EDWARDS / WAKEMAN/GRANT-PETERKIN		JAGUAR E Type	GTS12	102	6:01:36.249	5 Laps	1:53.324	99	2:59.903	140.2
10	166	FENN / BARCLAY / STIRLING		LOTUS Elan 26R	GTS10	102	6:01:55.501	5 Laps	19.252	91	3:01.590	138.9
11	58	KYVALOVA / CHADWICK		JAGUAR E Type	GTS12	101	6:01:05.194	6 Laps	1 Laps	88	2:57.119	142.4
12	11	SCHRYVER / SCHRYVER / WELLER		LOTUS Elan 26R Shapecraft	GTS10	101	6:01:06.199	6 Laps	1.005	98	2:57.405	142.1
13	15	HAMILTON / MOLENAAR / VERMAST		MARCOS 1800 GT	GTP<	100	5:59:08.478	7 Laps	1 Laps	79	3:06.798	135.0
14	72	SLEEP / WYKEHAM / MONTGOMERY		FORD Shelby Mustang 350 GT	GTS12	100	5:59:46.716	7 Laps	38.238	91	2:59.994	140.1
15	69	BELTRAMELLI / BELTRAMELLI		CHEVROLET Corvette C2	GTS12	100	6:01:36.563	7 Laps	1:49.847	97	3:00.645	139.6
16	89	GRAY / GRAY		JAGUAR E Type	GTS12	99	5:59:04.875	8 Laps	1 Laps	76	3:03.743	137.2
17	219	PEEREBOOM / IZAKS / SMITH		MG B	GTS11	99	5:59:46.757	8 Laps	41.882	79	3:07.608	134.4
18	12	BATES / BATES		PORSCHE 911	GTS11	99	6:01:31.326	8 Laps	1:44.569	97	3:05.704	135.8
19	63	HALUSA / HALUSA / MEGRUE		JAGUAR E Type	GTS12	98	5:50:01.367	9 Laps	1 Laps	89	2:56.687	142.7
20	67	VERMAST / KAUFFMAN / WILWERT		FORD Falcon	CT10	98	6:01:24.932	9 Laps	1:23.565	87	3:01.074	139.2
21	99	DE BEAUMONT / MAVERICK / DE DONCKER		SHELBY Cobra	GTS12	98	6:01:36.948	9 Laps	12.016	78	3:00.083	140.0
22	197	MACEDO SILVA / MACEDO SILVA / JORGE		FORD GT40 Roadster	GTP+	97	5:58:35.181	10 Laps	1 Laps	93	2:49.403	148.8
23	911	CEYSSENS / VERMEULEN		PORSCHE 911	GTS11	97	5:59:53.305	10 Laps	1:18.124	84	3:07.479	134.5
24	51	WYMEERSCH / DE COCK / JOOSEN		TVR Grantura MK3	GTS11	97	5:59:54.913	10 Laps	1.608	88	3:07.824	134.2
25	91	FOWLER / SCOTT / McCARTHY		MG B	GTS11	97	5:59:59.223	10 Laps	4.310	96	3:07.675	134.4
26	207	HARRIS / WILMOTH		AUSTIN HEALEY 3000	GTS12	97	6:00:34.871	10 Laps	35.648	93	3:09.520	133.0
27	27	ZIEGLER / GOMM / GORDON		JAGUAR E Type	GTS12	97	6:01:22.027	10 Laps	47.156	93	3:01.010	139.3
28	22	HAMUNEN / HILTUNEN		FORD Shelby Mustang 350 GT	GTS12	97	6:02:06.237	10 Laps	44.210	83	3:07.194	134.7
29	97	DEPTA / FRIEDRICHS / WESTHOFF		FORD Mustang	CT10	97	6:02:08.135	10 Laps	1.898	76	3:08.799	133.6
30	25	BURTON / FINBURGH / NEWALL		JAGUAR E Type	GTS7	97	6:02:09.588	10 Laps	1.453	93	3:06.433	135.2
31	33	LINSTER / WAGNER / PRIM		FORD Mustang	CT10	97	6:02:10.399	10 Laps	0.811	85	3:07.771	134.3
32	73	SELDERS / VAN SPRUNDEL / BOELS		TVR GRIFFITH 400	GTS12	96	5:59:59.346	11 Laps	1 Laps	84	3:02.292	138.3
33	78	OWEN / KNILL-JONES		TRIUMPH TR4	GTS11	96	6:01:01.610	11 Laps	1:02.264	92	3:14.951	129.3
34	616	ADRIAANS / VERKUIJLEN		FORD Mustang Notchback	CT10	96	6:02:08.091	11 Laps	1:06.481	93	3:09.126	133.3
35	144	GODDARD / COYNE / WRIGHT		FORD Falcon Sprint	CT10	96	6:02:12.232	11 Laps	4.141	88	3:07.856	134.2
36	42	BECHTOLSHEIMER / BIANCHI / BIANCHI		MG B	GTS11	95	6:00:21.574	12 Laps	1 Laps	92	3:11.903	131.4
37	29	AHLERS / BELLINGER / BOCK		MORGAN Plus4 Supersport	GTS11	95	6:00:26.031	12 Laps	4.457	93	3:04.377	136.8
38	32	FEIBER / FEIBER / TWYMAN		LOTUS Elan	GTS10	95	6:01:28.299	12 Laps	1:02.268	91	3:03.331	137.5
39	14	MILLER / GOBLE		ASTON MARTIN DB4 Coupé	GTS7	95	6:02:25.903	12 Laps	57.604	71	3:10.348	132.5
40	100	GEORGI / ROSSI DI MONTELERA / VERGNANO		FORD Falcon Sprint	CT10	95	6:02:50.321	12 Laps	24.418	93	3:08.266	133.9
41	95	BENNETT / SMITH / BRYANT		PORSCHE 911	GTS11	94	5:59:44.263	13 Laps	1 Laps	76	3:18.445	127.1
42	41	CRIPPS / McCARTHY		MG B Roadster	GTS11	94	6:00:08.984	13 Laps	24.721	78	3:10.221	132.6
43	186	SMITHIES / CLARKSON / PANGBORN		SHELBY Cobra Daytona	GTS12	94	6:01:21.592	13 Laps	1:12.608	90	3:03.416	137.5
44	64	KOLB / DENAT		PORSCHE 911	GTS11	93	6:00:14.994	14 Laps	1 Laps	84	3:09.385	133.1
45	35	DI EDIGIO / DI EDIGIO		PORSCHE 911	GTS11	93	6:00:22.065	14 Laps	7.071	93	3:14.978	129.3
46	161	BINFIELD / BINFIELD / NUTHALL		GILBERN 1800GT	GTS11	93	6:02:17.986	14 Laps	1:55.921	59	3:18.204	127.2
47	77	BRIONES / HORN / ECKE		PORSCHE 911	GTS11	92	5:59:25.822	15 Laps	1 Laps	71	3:11.732	131.5
48	38	VIRON / DECRONUMBOURG		MARCOS 1800 GT	GTP<	92	5:59:34.749	15 Laps	8.927	85	3:13.539	130.3
49	52	MÜLDER / TRABER / DEVIS		BIZZARRINI 5300 GT America	GTP+	92	5:59:48.194	15 Laps	13.445	74	3:04.101	137.0
50	136	BATCHELOR / CHASE-GARDENER / ALLEN		FORD Mustang	CT10	91	6:01:27.891	16 Laps	1 Laps	90	3:15.413	129.0
51	37	GEEBELEN / MARTENS / ARNAUTS		PORSCHE 911	GTS11	89	6:01:37.596	18 Laps	2 Laps	55	3:23.525	123.9
52	46	REUBEN / REUBEN		TVR Griffith	GTS12	88	5:31:51.417	19 Laps	1 Laps	84	2:55.557	143.6
53	28	BORDET / BORDET		MARCOS 1800 GT	GTP<	88	5:59:07.156	19 Laps	7:15.739	87	3:10.847	132.1
54	48	TOTSUKA / SEKIGUCHI / UCHINO		AUSTIN HEALEY 3000 MK2 BJ7	GTS12	88	6:00:46.465	19 Laps	1:39.309	58	3:18.956	126.7
55	56	MIDGLEY / LONGDON / HAYDEN		MG B	GTS11	88	6:00:55.707	19 Laps	9.242	56	3:28.720	120.8
56	45	FILLIERS / DE CRAENE		PORSCHE 911	GTS11	87	6:00:56.222	20 Laps	1 Laps	87	3:13.347	130.4
57	61	HERREMAN / HERREMAN / HERREMAN		MG B	GTS11	87	6:02:07.193	20 Laps	1:10.971	62	3:24.689	123.2
58	17	FRANKEL / FRANKEL / FRANKEL		FORD Falcon	CT10	86	5:33:59.816	21 Laps	1 Laps	84	3:13.629	130.2
59	23	MINSHAW / PEARSON		JAGUAR E Type	GTS12	85	4:51:40.532	22 Laps	1 Laps	77	2:54.811	144.2
60	70	LEJEUNE / LEJEUNE		TRIUMPH TR4	GTS11	85	6:00:07.071	22 Laps	8:26.539	81	3:09.724	132.9
61	331	JANSEN / VAN LAARHOVEN / MEEUWISSEN		FORD Mustang	CT10	82	5:59:39.260	25 Laps	3 Laps	79	3:18.228	127.2
62	10	BRYANT / COTTINGHAM		FORD GT40	GTP+	80	4:36:36.781	27 Laps	2 Laps	74	2:54.531	144.5
63	771	GREENHALGH / GREENHALGH		FORD Falcon Sprint	CT10	80	4:59:31.963	27 Laps	2:55.182	79	3:03.758	137.2
64	110	OWEN / ROWLEY / SELWYN		FORD Galaxie 500XL	CT10	79	5:55:50.354	28 Laps	1 Laps	46	3:33.645	118.0
65	75	BLANPAIN / JANSSENS / NOIRHOMME		AUSTIN HEALEY 100 M	GTS7	76	5:26:40.990	31 Laps	3 Laps	75	3:20.960	125.5
66	87	PADMORE / TROMANS / MEADEN		LOTUS Elan 26R	GTS10	75	5:40:21.190	32 Laps	1 Laps	70	3:00.393	139.8

SEPTEMBER 25, 26, 27, 28, 29 • 2019

GRAF VON FABER-CASTELL

GRID 1
Spa Six Hours Endurance



Spa Six Hours Endurance
SPA SIX HOURS
Race
Final Classification

	Nr.	Drivers	Team	Car	Class	Laps	Total Time	Gap		Best Lap Lap	Time	Kph
67	5	WOOD / STRETTON		FORD GT40	GTP+	74	4:25:01.298	33 Laps	1 Laps	69	2:51.398	147.1
68	50	WHITE / PAYNE		TRIUMPH TR4 SLR	GTS11	74	4:33:28.791	33 Laps	8:27.493	70	3:11.713	131.5
69	65	RUDDELL / CROFTON / SQUIRE		FORD Mustang Notchback	CT10	74	4:55:31.459	33 Laps	2:02.668	74	3:04.194	136.9
70	98	FARLEY / VAN DE POELE		FORD GT40	GTP+	69	4:10:29.409	38 Laps	5 Laps	67	3:02.961	137.8
71	19	DE WEERDT / KERKHOFS / BRANCKAERTS		FORD Mustang	CT10	68	4:40:06.288	39 Laps	1 Laps	65	3:21.037	125.4
72	85	TOMLIN / LAWLEY / MEADEN		LOTUS Elan 26R	GTS10	65	5:59:52.342	42 Laps	3 Laps	46	3:03.855	137.1
73	76	LYNN / HADDON / LYNN		LOTUS Elan 26R	GTS10	63	4:56:04.207	44 Laps	2 Laps	62	3:11.610	131.6
74	62	DUPONT / LAMBILLIOTTE		TVR Griffith	GTS12	62	4:16:05.121	45 Laps	1 Laps	58	3:11.492	131.7
75	169	EYEARS / HALL / MORRIS		LOTUS Elan 26R	GTS10	61	4:14:09.941	46 Laps	1 Laps	60	3:00.899	139.4
76	84	GUENAT / GUENAT / MAHE/MAHE		FORD GT40	GTP+	55	5:34:33.537	52 Laps	6 Laps	53	2:53.220	145.6
77	92	JADOT / DELPORTE / PONCELET/FASTRE		JAGUAR E Type	GTS12	53	3:19:02.603	54 Laps	2 Laps	52	3:13.438	130.3
78	20	DUMOLIN / THIBAUT / DEVIS		FORD Shelby Mustang 350 GT	GTS12	53	4:20:36.480	54 Laps	1:33.877	52	3:07.998	134.1
79	13	WILSON / BALFE / WOLFE		LOTUS Elan 26R	GTS10	52	3:10:48.816	55 Laps	1 Laps	49	3:23.766	123.7
80	18	RAWE / CHATHAM		TRIUMPH TR4	GTS11	50	3:08:25.027	57 Laps	2 Laps	49	3:20.956	125.5
81	83	ALLEN / TURRAL / SNOWDON		MG B	GTS11	45	2:55:10.320	62 Laps	5 Laps	42	3:33.573	118.1
82	44	THORNE / BENNETT-BAGGS / TODD		AUSTIN HEALEY 100	GTS2	38	4:42:53.754	69 Laps	7 Laps	32	3:16.683	128.2
83	36	LE BLANC / THOMAS / MINASSIAN		FORD GT40	GTP+	32	2:00:04.451	75 Laps	6 Laps	30	3:19.473	126.4
84	31	Graf Von WEDEL / Von WEDEL		LOTUS Elan	GTS10	31	1:55:31.491	76 Laps	1 Laps	6	3:33.669	118.0
85	71	OREBI GANN / BELL / BOURNE		MORGAN +4 Super Sports	GTS11	31	1:56:18.391	76 Laps	46.900	24	3:36.168	116.6
86	47	MULACEK / MULACEK / MULACEK		FORD Mustang	CT10	26	3:00:49.930	81 Laps	5 Laps	20	3:32.787	118.5
87	54	DOUART / CHRIQUI		JAGUAR E Type Semi-Lightweight	GTS12	22	1:31:46.695	85 Laps	4 Laps	3	3:33.230	118.2
88	26	PENSON / HOY / JACKSON		LOTUS Elan S1 26R	GTS10	21	1:17:48.206	86 Laps	1 Laps	16	3:29.874	120.1
89	79	VAN LANSCHOT / MILNER / GREENSALL		FORD Mustang	CT10	20	1:24:44.172	87 Laps	1 Laps	4	3:39.779	114.7
90	49	FORRIER / HINDRYCKX		MG B	GTS11	19	1:14:17.318	88 Laps	1 Laps	4	3:42.493	113.3
91	74	GRUAU / GRUAU		SHELBY Cobra	GTS12	19	1:16:25.248	88 Laps	2:07.930	5	3:25.425	122.7
92	8	HART / HART / PASTORELLI		FORD GT40	GTP+	18	1:00:31.857	89 Laps	1 Laps	2	3:16.407	128.4
93	86	COOKE / BIRD / THOMAS		FORD Shelby Mustang 350 GT	GTS12	17	1:11:42.228	90 Laps	1 Laps	5	3:41.880	113.6
94	7	DAVIES / NEWALL		FORD GT40	GTP+	12	45:49.595	95 Laps	5 Laps	5	3:22.663	124.4
95	160	BIRCH / BURNETT / HANSON		ELVA GT160	GTP<	7	24:24.703	100 Laps	5 Laps	3	3:25.806	122.5
96	81	NOLTE / FERRAO / GANS		FORD GT40	GTP+	7	31:42.600	100 Laps	7:17.897	2	3:51.093	109.1
97	16	CLARK / McCAIG / SMITH		JAGUAR E Type Lightweight	GTS12	5	17:46.715	102 Laps	2 Laps	4	3:29.065	120.6
98	57	WARD / CHESTER		FORD Falcon	CT10	4	14:37.736	103 Laps	1 Laps	4	3:29.501	120.4
		Not classified										
	96	BURNETT / SWIFT / OWENS		AUSTIN Mini Countryman	INVITATION	97	5:59:42.473			63	3:12.347	131.1
		Not started										
	55	MELLING / MINSHAW / PATTLE		JAGUAR E Type Low Drag	GTS12							
	24	GL?SEL / SOPER		FORD GT40	INVITATION							
	21	FUNKE / KELLENERS / KELLENERS		FORD GT40	GTP+							
	111	WOITRIN / ROTHENBERGER / JUNG		FORD Shelby Mustang 350 GT	GTS12							

Published at: .....

Stewards	Timekeeper:
	Alberto Estébanez

SEPTEMBER 25, 26, 27, 28, 29 • 2019

GRAF VON FABER-CASTELL

GRID 1
Spa Six Hours Endurance



Spa Six Hours Endurance
SPA SIX HOURS
Race
Final Classification by Class

	Nr.	Drivers	Team	Car	Class	Laps	Total Time	Gap		Best Lap Lap	Time	Kph
CT							Fastest Lap by VERMAST Philippe: 3:01.074 (Lap 87, 139,2 Mph)					
1	67	VERMAST / KAUFFMAN / WILWERT		FORD Falcon	CT10	98	6:01:24.932			87	3:01.074	139.2
2	97	DEPTA / FRIEDRICHS / WESTHOFF		FORD Mustang	CT10	97	6:02:08.135	1 Laps	1 Laps	76	3:08.799	133.6
3	33	LINSTER / WAGNER / PRIM		FORD Mustang	CT10	97	6:02:10.399	1 Laps	2.264	85	3:07.771	134.3
4	616	ADRIAANS / VERKUIJLEN		FORD Mustang Notchback	CT10	96	6:02:08.091	2 Laps	1 Laps	93	3:09.126	133.3
5	144	GODDARD / COYNE / WRIGHT		FORD Falcon Sprint	CT10	96	6:02:12.232	2 Laps	4.141	88	3:07.856	134.2
6	100	GEORGI / ROSSI DI MONTELERA / VERGNANO		FORD Falcon Sprint	CT10	95	6:02:50.321	3 Laps	1 Laps	93	3:08.266	133.9
7	136	BATCHELOR / CHASE-GARDENER / ALLEN		FORD Mustang	CT10	91	6:01:27.891	7 Laps	4 Laps	90	3:15.413	129.0
8	17	FRANKEL / FRANKEL / FRANKEL		FORD Falcon	CT10	86	5:33:59.816	12 Laps	5 Laps	84	3:13.629	130.2
9	331	JANSEN / VAN LAARHOVEN / MEEUWISSEN		FORD Mustang	CT10	82	5:59:39.260	16 Laps	4 Laps	79	3:18.228	127.2
10	771	GREENHALGH / GREENHALGH		FORD Falcon Sprint	CT10	80	4:59:31.963	18 Laps	2 Laps	79	3:03.758	137.2
11	110	OWEN / ROWLEY / SELWYN		FORD Galaxie 500XL	CT10	79	5:55:50.354	19 Laps	1 Laps	46	3:33.645	118.0
12	65	RUDDELL / CROFTON / SQUIRE		FORD Mustang Notchback	CT10	74	4:55:31.459	24 Laps	5 Laps	74	3:04.194	136.9
13	19	DE WEERDT / KERKHOFS / BRANCKAERTS		FORD Mustang	CT10	68	4:40:06.288	30 Laps	6 Laps	65	3:21.037	125.4
14	47	MULACEK / MULACEK / MULACEK		FORD Mustang	CT10	26	3:00:49.930	72 Laps	42 Laps	20	3:32.787	118.5
15	79	VAN LANSCHOT / MILNER / GREENSALL		FORD Mustang	CT10	20	1:24:44.172	78 Laps	6 Laps	4	3:39.779	114.7
16	57	WARD / CHESTER		FORD Falcon	CT10	4	14:37.736	94 Laps	16 Laps	4	3:29.501	120.4
1	2	WALKER / GRIFFITHS / SHEDDEN		FORD GT40	GTP+	107	5:59:03.392			95	2:49.553	148.7
2	93	DITTING / HANCOCK		FORD GT40	GTP+	104	5:59:48.262	3 Laps	3 Laps	90	2:45.938	151.9
3	9	MEINS / LILLINGSTON PRICE / BENTLEY		FORD GT40	GTP+	102	5:59:06.634	5 Laps	2 Laps	100	2:50.436	147.9
4	1	Count OEYNHAUSEN / VERDONCK		FORD GT40	GTP+	102	5:59:42.925	5 Laps	36.291	98	2:44.618	153.2
5	197	MACEDO SILVA / MACEDO SILVA / JORGE		FORD GT40 Roadster	GTP+	97	5:58:35.181	10 Laps	5 Laps	93	2:49.403	148.8
6	52	MÜLDER / TRABER / DEVIS		BIZZARRINI 5300 GT America	GTP+	92	5:59:48.194	15 Laps	5 Laps	74	3:04.101	137.0
7	10	BRYANT / COTTINGHAM		FORD GT40	GTP+	80	4:36:36.781	27 Laps	12 Laps	74	2:54.531	144.5
8	5	WOOD / STRETTON		FORD GT40	GTP+	74	4:25:01.298	33 Laps	6 Laps	69	2:51.398	147.1
9	98	FARLEY / VAN DE POELE		FORD GT40	GTP+	69	4:10:29.409	38 Laps	5 Laps	67	3:02.961	137.8
10	84	GUENAT / GUENAT / MAHE/MAHE		FORD GT40	GTP+	55	5:34:33.537	52 Laps	14 Laps	53	2:53.220	145.6
11	36	LE BLANC / THOMAS / MINASSIAN		FORD GT40	GTP+	32	2:00:04.451	75 Laps	23 Laps	30	3:19.473	126.4
12	8	HART / HART / PASTORELLI		FORD GT40	GTP+	18	1:00:31.857	89 Laps	14 Laps	2	3:16.407	128.4
13	7	DAVIES / NEWALL		FORD GT40	GTP+	12	45:49.595	95 Laps	6 Laps	5	3:22.663	124.4
14	81	NOLTE / FERRAO / GANS		FORD GT40	GTP+	7	31:42.600	100 Laps	5 Laps	2	3:51.093	109.1
	Not started											
	21	FUNKE / KELLENERS / KELLENERS		FORD GT40	GTP+							
GTP<							Fastest Lap by HAMILTON Robert: 3:06.798 (Lap 79, 135,0 Mph)					
1	15	HAMILTON / MOLENAAR / VERMAST		MARCOS 1800 GT	GTP<	100	5:59:08.478			79	3:06.798	135.0
2	38	VIRON / DECRONUMBOURG		MARCOS 1800 GT	GTP<	92	5:59:34.749	8 Laps	8 Laps	85	3:13.539	130.3
3	28	BORDET / BORDET		MARCOS 1800 GT	GTP<	88	5:59:07.156	12 Laps	4 Laps	87	3:10.847	132.1
4	160	BIRCH / BURNETT / HANSON		ELVA GT160	GTP<	7	24:24.703	93 Laps	81 Laps	3	3:25.806	122.5
GTS							Fastest Lap by DE LATRE DU BOSQUEAU Thierry: 2:53.600 (Lap 95, 145,2 Mph)					
1	80	FRIEDRICHS / HADFIELD / MALLOCK		ASTON MARTIN DB4 GT DP214	GTS12	104	5:59:45.631			101	2:57.077	142.4
2	133	HANCOCK / HANCOCK / TWYMAN		LOTUS Elan 26R	GTS10	103	5:59:31.276	1 Laps	1 Laps	89	2:57.663	141.9
3	30	DE LATRE DU BOSQUEAU / VAN RIET		SHELBY Cobra	GTS12	102	5:59:07.085	2 Laps	1 Laps	95	2:53.600	145.2
4	112	GOMES / CLARIDGE		LOTUS Elan	GTS10	102	5:59:22.312	2 Laps	15.227	100	2:56.032	143.2
5	40	HUNT / BLAKENEY-EDWARDS / WAKEMAN/GRANT-PETERKIN		JAGUAR E Type	GTS12	102	6:01:36.249	2 Laps	2:13.937	99	2:59.903	140.2
6	166	FENN / BARCLAY / STIRLING		LOTUS Elan 26R	GTS10	102	6:01:55.501	2 Laps	19.252	91	3:01.590	138.9
7	58	KYVALOVA / CHADWICK		JAGUAR E Type	GTS12	101	6:01:05.194	3 Laps	1 Laps	88	2:57.119	142.4
8	11	SCHRYVER / SCHRYVER / WELLER		LOTUS Elan 26R Shapecraft	GTS10	101	6:01:06.199	3 Laps	1.005	98	2:57.405	142.1
9	72	SLEEP / WYKEHAM / MONTGOMERY		FORD Shelby Mustang 350 GT	GTS12	100	5:59:46.716	4 Laps	1 Laps	91	2:59.994	140.1
10	69	BELTRAMELLI / BELTRAMELLI		CHEVROLET Corvette C2	GTS12	100	6:01:36.563	4 Laps	1:49.847	97	3:00.645	139.6
11	89	GRAY / GRAY		JAGUAR E Type	GTS12	99	5:59:04.875	5 Laps	1 Laps	76	3:03.743	137.2
12	219	PEEREBOOM / IZAKS / SMITH		MG B	GTS11	99	5:59:46.757	5 Laps	41.882	79	3:07.608	134.4
13	12	BATES / BATES		PORSCHE 911	GTS11	99	6:01:31.326	5 Laps	1:44.569	97	3:05.704	135.8
14	63	HALUSA / HALUSA / MEGRUE		JAGUAR E Type	GTS12	98	5:50:01.367	6 Laps	1 Laps	89	2:56.687	142.7
15	99	DE BEAUMONT / MAVERICK / DE DONCKER		SHELBY Cobra	GTS12	98	6:01:36.948	6 Laps	1:35.581	78	3:00.083	140.0
16	911	CEYSSENS / VERMEULEN		PORSCHE 911	GTS11	97	5:59:53.305	7 Laps	1 Laps	84	3:07.479	134.5
17	51	WYMEERSCH / DE COCK / JOOSEN		TVR Grantura MK3	GTS11	97	5:59:54.913	7 Laps	1.608	88	3:07.824	134.2
18	91	FOWLER / SCOTT / McCARTHY		MG B	GTS11	97	5:59:59.223	7 Laps	4.310	96	3:07.675	134.4
19	207	HARRIS / WILMOTH		AUSTIN HEALEY 3000	GTS12	97	6:00:34.871	7 Laps	35.648	93	3:09.520	133.0
20	27	ZIEGLER / GOMM / GORDON		JAGUAR E Type	GTS12	97	6:01:22.027	7 Laps	47.156	93	3:01.010	139.3
21	22	HAMUNEN / HILTUNEN		FORD Shelby Mustang 350 GT	GTS12	97	6:02:06.237	7 Laps	44.210	83	3:07.194	134.7
22	25	BURTON / FINBURGH / NEWALL		JAGUAR E Type	GTS7	97	6:02:09.588	7 Laps	3.351	93	3:06.433	135.2
23	73	SELDERS / VAN SPRUNDEL / BOELS		TVR GRIFFITH 400	GTS12	96	5:59:59.346	8 Laps	1 Laps	84	3:02.292	138.3
24	78	OWEN / KNILL-JONES		TRIUMPH TR4	GTS11	96	6:01:01.610	8 Laps	1:02.264	92	3:14.951	129.3
25	42	BECHTOLSHEIMER / BIANCHI / BIANCHI		MG B	GTS11	95	6:00:21.574	9 Laps	1 Laps	92	3:11.903	131.4
26	29	AHLERS / BELLINGER / BOCK		MORGAN Plus4 Supersport	GTS11	95	6:00:26.031	9 Laps	4.457	93	3:04.377	136.8
27	32	FEIBER / FEIBER / TWYMAN		LOTUS Elan	GTS10	95	6:01:28.299	9 Laps	1:02.268	91	3:03.331	137.5
28	14	MILLER / GOBLE		ASTON MARTIN DB4 Coupé	GTS7	95	6:02:25.903	9 Laps	57.604	71	3:10.348	132.5
29	95	BENNETT / SMITH / BRYANT		PORSCHE 911	GTS11	94	5:59:44.263	10 Laps	1 Laps	76	3:18.445	127.1
30	41	CRIPPS / McCARTHY		MG B Roadster	GTS11	94	6:00:08.984	10 Laps	24.721	78	3:10.221	132.6
31	186	SMITHIES / CLARKSON / PANGBORN		SHELBY Cobra Daytona	GTS12	94	6:01:21.592	10 Laps	1:12.608	90	3:03.416	137.5
32	64	KOLB / DENAT		PORSCHE 911	GTS11	93	6:00:14.994	11 Laps	1 Laps	84	3:09.385	133.1

GRAF VON FABER-CASTELL

GRID 1
Spa Six Hours Endurance



Spa Six Hours Endurance
SPA SIX HOURS
Race
Final Classification by Class

	Nr.	Drivers	Team	Car	Class	Laps	Total Time	Gap		Best Lap Lap	Time	Kph
33	35	DI EDIGIO / DI EDIGIO		PORSCHE 911	GTS11	93	6:00:22.065	11 Laps	7.071	93	3:14.978	129.3
34	161	BINFIELD / BINFIELD / NUTHALL		GILBERN 1800GT	GTS11	93	6:02:17.986	11 Laps	1:55.921	59	3:18.204	127.2
35	77	BRIONES / HORN / ECKE		PORSCHE 911	GTS11	92	5:59:25.822	12 Laps	1 Laps	71	3:11.732	131.5
36	37	GEEBELEN / MARTENS / ARNAUTS		PORSCHE 911	GTS11	89	6:01:37.596	15 Laps	3 Laps	55	3:23.525	123.9
37	46	REUBEN / REUBEN		TVR Griffith	GTS12	88	5:31:51.417	16 Laps	1 Laps	84	2:55.557	143.6
38	48	TOTSUKA / SEKIGUCHI / UCHINO		AUSTIN HEALEY 3000 MK2 BJ7	GTS12	88	6:00:46.465	16 Laps	8:55.048	58	3:18.956	126.7
39	56	MIDGLEY / LONGDON / HAYDEN		MG B	GTS11	88	6:00:55.707	16 Laps	9.242	56	3:28.720	120.8
40	45	FILLIERS / DE CRAENE		PORSCHE 911	GTS11	87	6:00:56.222	17 Laps	1 Laps	87	3:13.347	130.4
41	61	HERREMAN / HERREMAN / HERREMAN		MG B	GTS11	87	6:02:07.193	17 Laps	1:10.971	62	3:24.689	123.2
42	23	MINSHAW / PEARSON		JAGUAR E Type	GTS12	85	4:51:40.532	19 Laps	2 Laps	77	2:54.811	144.2
43	70	LEJEUNE / LEJEUNE		TRIUMPH TR4	GTS11	85	6:00:07.071	19 Laps	8:26.539	81	3:09.724	132.9
44	75	BLANPAIN / JANSSENS / NOIRHOMME		AUSTIN HEALEY 100 M	GTS7	76	5:26:40.990	28 Laps	9 Laps	75	3:20.960	125.5
45	87	PADMORE / TROMANS / MEADEN		LOTUS Elan 26R	GTS10	75	5:40:21.190	29 Laps	1 Laps	70	3:00.393	139.8
46	50	WHITE / PAYNE		TRIUMPH TR4 SLR	GTS11	74	4:33:28.791	30 Laps	1 Laps	70	3:11.713	131.5
47	85	TOMLIN / LAWLEY / MEADEN		LOTUS Elan 26R	GTS10	65	5:59:52.342	39 Laps	9 Laps	46	3:03.855	137.1
48	76	LYNN / HADDON / LYNN		LOTUS Elan 26R	GTS10	63	4:56:04.207	41 Laps	2 Laps	62	3:11.610	131.6
49	62	DUPONT / LAMBILLIOTTE		TVR Griffith	GTS12	62	4:16:05.121	42 Laps	1 Laps	58	3:11.492	131.7
50	169	EYEARS / HALL / MORRIS		LOTUS Elan 26R	GTS10	61	4:14:09.941	43 Laps	1 Laps	60	3:00.899	139.4
51	92	JADOT / DELPORTE / PONCELET/FASTRE		JAGUAR E Type	GTS12	53	3:19:02.603	51 Laps	8 Laps	52	3:13.438	130.3
52	20	DUMOLIN / THIBAUT / DEVIS		FORD Shelby Mustang 350 GT	GTS12	53	4:20:36.480	51 Laps	1:33.877	52	3:07.998	134.1
53	13	WILSON / BALFE / WOLFE		LOTUS Elan 26R	GTS10	52	3:10:48.816	52 Laps	1 Laps	49	3:23.766	123.7
54	18	RAWE / CHATHAM		TRIUMPH TR4	GTS11	50	3:08:25.027	54 Laps	2 Laps	49	3:20.956	125.5
55	83	ALLEN / TURRAL / SNOWDON		MG B	GTS11	45	2:55:10.320	59 Laps	5 Laps	42	3:33.573	118.1
56	44	THORNE / BENNETT-BAGGS / TODD		AUSTIN HEALEY 100	GTS2	38	4:42:53.754	66 Laps	7 Laps	32	3:16.683	128.2
57	31	Graf Von WEDEL / Von WEDEL		LOTUS Elan	GTS10	31	1:55:31.491	73 Laps	7 Laps	6	3:33.669	118.0
58	71	OREBI GANN / BELL / BOURNE		MORGAN +4 Super Sports	GTS11	31	1:56:18.391	73 Laps	46.900	24	3:36.168	116.6
59	54	DOUART / CHRIQUI		JAGUAR E Type Semi-Lightweight	GTS12	22	1:31:46.695	82 Laps	9 Laps	3	3:33.230	118.2
60	26	PENSON / HOY / JACKSON		LOTUS Elan S1 26R	GTS10	21	1:17:48.206	83 Laps	1 Laps	16	3:29.874	120.1
61	49	FORRIER / HINDRYCKX		MG B	GTS11	19	1:14:17.318	85 Laps	2 Laps	4	3:42.493	113.3
62	74	GRUAU / GRUAU		SHELBY Cobra	GTS12	19	1:16:25.248	85 Laps	2:07.930	5	3:25.425	122.7
63	86	COOKE / BIRD / THOMAS		FORD Shelby Mustang 350 GT	GTS12	17	1:11:42.228	87 Laps	2 Laps	5	3:41.880	113.6
64	16	CLARK / McCAIG / SMITH		JAGUAR E Type Lightweight	GTS12	5	17:46.715	99 Laps	12 Laps	4	3:29.065	120.6
		Not started										
	55	MELLING / MINSHAW / PATTLE		JAGUAR E Type Low Drag	GTS12							
	111	WOITRIN / ROTHENBERGER / JUNG		FORD Shelby Mustang 350 GT	GTS12							
INVITATION										Fastest Lap by BURNETT Mark: 3:12.347 (Lap 63, 131,1 Mph)		
		Not classified										
	96	BURNETT / SWIFT / OWENS		AUSTIN Mini Countryman	INVITATION	97	5:59:42.473			63	3:12.347	131.1
		Not started										
	24	GL?SEL / SOPER		FORD GT40	INVITATION							

Published at: .....

Stewards	Timekeeper:
	Alberto Estébanez

GRAF VON FABER-CASTELL

GRID 1
Spa Six Hours Endurance



Spa Six Hours Endurance
SPA SIX HOURS
Race
Final Classification by Class

	Nr.	Drivers	Team	Car	Class	Laps	Total Time	Gap		Best Lap Lap	Time	Kph
CT							Fastest Lap by VERMAST Philippe: 3:01.074 (Lap 87, 139,2 Mph)					
1	67	VERMAST / KAUFFMAN / WILWERT		FORD Falcon	CT10	98	6:01:24.932			87	3:01.074	139.2
2	97	DEPTA / FRIEDRICHS / WESTHOFF		FORD Mustang	CT10	97	6:02:08.135	1 Laps	1 Laps	76	3:08.799	133.6
3	33	LINSTER / WAGNER / PRIM		FORD Mustang	CT10	97	6:02:10.399	1 Laps	2.264	85	3:07.771	134.3
4	616	ADRIAANS / VERKUIJLEN		FORD Mustang Notchback	CT10	96	6:02:08.091	2 Laps	1 Laps	93	3:09.126	133.3
5	144	GODDARD / COYNE / WRIGHT		FORD Falcon Sprint	CT10	96	6:02:12.232	2 Laps	4.141	88	3:07.856	134.2
6	100	GEORGI / ROSSI DI MONTELERA / VERGNANO		FORD Falcon Sprint	CT10	95	6:02:50.321	3 Laps	1 Laps	93	3:08.266	133.9
7	136	BATCHELOR / CHASE-GARDENER / ALLEN		FORD Mustang	CT10	91	6:01:27.891	7 Laps	4 Laps	90	3:15.413	129.0
8	17	FRANKEL / FRANKEL / FRANKEL		FORD Falcon	CT10	86	5:33:59.816	12 Laps	5 Laps	84	3:13.629	130.2
9	331	JANSEN / VAN LAARHOVEN / MEEUWISSEN		FORD Mustang	CT10	82	5:59:39.260	16 Laps	4 Laps	79	3:18.228	127.2
10	771	GREENHALGH / GREENHALGH		FORD Falcon Sprint	CT10	80	4:59:31.963	18 Laps	2 Laps	79	3:03.758	137.2
11	110	OWEN / ROWLEY / SELWYN		FORD Galaxie 500XL	CT10	79	5:55:50.354	19 Laps	1 Laps	46	3:33.645	118.0
12	65	RUDDELL / CROFTON / SQUIRE		FORD Mustang Notchback	CT10	74	4:55:31.459	24 Laps	5 Laps	74	3:04.194	136.9
13	19	DE WEERDT / KERKHOFS / BRANCKAERTS		FORD Mustang	CT10	68	4:40:06.288	30 Laps	6 Laps	65	3:21.037	125.4
14	47	MULACEK / MULACEK / MULACEK		FORD Mustang	CT10	26	3:00:49.930	72 Laps	42 Laps	20	3:32.787	118.5
15	79	VAN LANSCHOT / MILNER / GREENSALL		FORD Mustang	CT10	20	1:24:44.172	78 Laps	6 Laps	4	3:39.779	114.7
16	57	WARD / CHESTER		FORD Falcon	CT10	4	14:37.736	94 Laps	16 Laps	4	3:29.501	120.4
1	2	WALKER / GRIFFITHS / SHEDDEN		FORD GT40	GTP+	107	5:59:03.392			95	2:49.553	148.7
2	93	DITTING / HANCOCK		FORD GT40	GTP+	104	5:59:48.262	3 Laps	3 Laps	90	2:45.938	151.9
3	9	MEINS / LILLINGSTON PRICE / BENTLEY		FORD GT40	GTP+	102	5:59:06.634	5 Laps	2 Laps	100	2:50.436	147.9
4	1	Count OEYNHAUSEN / VERDONCK		FORD GT40	GTP+	102	5:59:42.925	5 Laps	36.291	98	2:44.618	153.2
5	197	MACEDO SILVA / MACEDO SILVA / JORGE		FORD GT40 Roadster	GTP+	97	5:58:35.181	10 Laps	5 Laps	93	2:49.403	148.8
6	52	MÜLDER / TRABER / DEVIS		BIZZARRINI 5300 GT America	GTP+	92	5:59:48.194	15 Laps	5 Laps	74	3:04.101	137.0
7	10	BRYANT / COTTINGHAM		FORD GT40	GTP+	80	4:36:36.781	27 Laps	12 Laps	74	2:54.531	144.5
8	5	WOOD / STRETTON		FORD GT40	GTP+	74	4:25:01.298	33 Laps	6 Laps	69	2:51.398	147.1
9	98	FARLEY / VAN DE POELE		FORD GT40	GTP+	69	4:10:29.409	38 Laps	5 Laps	67	3:02.961	137.8
10	84	GUENAT / GUENAT / MAHE/MAHE		FORD GT40	GTP+	55	5:34:33.537	52 Laps	14 Laps	53	2:53.220	145.6
11	36	LE BLANC / THOMAS / MINASSIAN		FORD GT40	GTP+	32	2:00:04.451	75 Laps	23 Laps	30	3:19.473	126.4
12	8	HART / HART / PASTORELLI		FORD GT40	GTP+	18	1:00:31.857	89 Laps	14 Laps	2	3:16.407	128.4
13	7	DAVIES / NEWALL		FORD GT40	GTP+	12	45:49.595	95 Laps	6 Laps	5	3:22.663	124.4
14	81	NOLTE / FERRAO / GANS		FORD GT40	GTP+	7	31:42.600	100 Laps	5 Laps	2	3:51.093	109.1
	Not started											
	21	FUNKE / KELLENERS / KELLENERS		FORD GT40	GTP+							
GTP<							Fastest Lap by HAMILTON Robert: 3:06.798 (Lap 79, 135,0 Mph)					
1	15	HAMILTON / MOLENAAR / VERMAST		MARCOS 1800 GT	GTP<	100	5:59:08.478			79	3:06.798	135.0
2	38	VIRON / DECRONUMBOURG		MARCOS 1800 GT	GTP<	92	5:59:34.749	8 Laps	8 Laps	85	3:13.539	130.3
3	28	BORDET / BORDET		MARCOS 1800 GT	GTP<	88	5:59:07.156	12 Laps	4 Laps	87	3:10.847	132.1
4	160	BIRCH / BURNETT / HANSON		ELVA GT160	GTP<	7	24:24.703	93 Laps	81 Laps	3	3:25.806	122.5
GTS							Fastest Lap by DE LATRE DU BOSQUEAU Thierry: 2:53.600 (Lap 95, 145,2 Mph)					
1	80	FRIEDRICHS / HADFIELD / MALLOCK		ASTON MARTIN DB4 GT DP214	GTS12	104	5:59:45.631			101	2:57.077	142.4
2	133	HANCOCK / HANCOCK / TWYMAN		LOTUS Elan 26R	GTS10	103	5:59:31.276	1 Laps	1 Laps	89	2:57.663	141.9
3	30	DE LATRE DU BOSQUEAU / VAN RIET		SHELBY Cobra	GTS12	102	5:59:07.085	2 Laps	1 Laps	95	2:53.600	145.2
4	112	GOMES / CLARIDGE		LOTUS Elan	GTS10	102	5:59:22.312	2 Laps	15.227	100	2:56.032	143.2
5	40	HUNT / BLAKENEY-EDWARDS / WAKEMAN/GRANT-PETERKIN		JAGUAR E Type	GTS12	102	6:01:36.249	2 Laps	2:13.937	99	2:59.903	140.2
6	166	FENN / BARCLAY / STIRLING		LOTUS Elan 26R	GTS10	102	6:01:55.501	2 Laps	19.252	91	3:01.590	138.9
7	58	KYVALOVA / CHADWICK		JAGUAR E Type	GTS12	101	6:01:05.194	3 Laps	1 Laps	88	2:57.119	142.4
8	11	SCHRYVER / SCHRYVER / WELLER		LOTUS Elan 26R Shapecraft	GTS10	101	6:01:06.199	3 Laps	1.005	98	2:57.405	142.1
9	72	SLEEP / WYKEHAM / MONTGOMERY		FORD Shelby Mustang 350 GT	GTS12	100	5:59:46.716	4 Laps	1 Laps	91	2:59.994	140.1
10	69	BELTRAMELLI / BELTRAMELLI		CHEVROLET Corvette C2	GTS12	100	6:01:36.563	4 Laps	1:49.847	97	3:00.645	139.6
11	89	GRAY / GRAY		JAGUAR E Type	GTS12	99	5:59:04.875	5 Laps	1 Laps	76	3:03.743	137.2
12	219	PEEREBOOM / IZAKS / SMITH		MG B	GTS11	99	5:59:46.757	5 Laps	41.882	79	3:07.608	134.4
13	12	BATES / BATES		PORSCHE 911	GTS11	99	6:01:31.326	5 Laps	1:44.569	97	3:05.704	135.8
14	63	HALUSA / HALUSA / MEGRUE		JAGUAR E Type	GTS12	98	5:50:01.367	6 Laps	1 Laps	89	2:56.687	142.7
15	99	DE BEAUMONT / MAVERICK / DE DONCKER		SHELBY Cobra	GTS12	98	6:01:36.948	6 Laps	1:35.581	78	3:00.083	140.0
16	911	CEYSSENS / VERMEULEN		PORSCHE 911	GTS11	97	5:59:53.305	7 Laps	1 Laps	84	3:07.479	134.5
17	51	WYMEERSCH / DE COCK / JOOSEN		TVR Grantura MK3	GTS11	97	5:59:54.913	7 Laps	1.608	88	3:07.824	134.2
18	91	FOWLER / SCOTT / McCARTHY		MG B	GTS11	97	5:59:59.223	7 Laps	4.310	96	3:07.675	134.4
19	207	HARRIS / WILMOTH		AUSTIN HEALEY 3000	GTS12	97	6:00:34.871	7 Laps	35.648	93	3:09.520	133.0
20	27	ZIEGLER / GOMM / GORDON		JAGUAR E Type	GTS12	97	6:01:22.027	7 Laps	47.156	93	3:01.010	139.3
21	22	HAMUNEN / HILTUNEN		FORD Shelby Mustang 350 GT	GTS12	97	6:02:06.237	7 Laps	44.210	83	3:07.194	134.7
22	25	BURTON / FINBURGH / NEWALL		JAGUAR E Type	GTS7	97	6:02:09.588	7 Laps	3.351	93	3:06.433	135.2
23	73	SELDERS / VAN SPRUNDEL / BOELS		TVR GRIFFITH 400	GTS12	96	5:59:59.346	8 Laps	1 Laps	84	3:02.292	138.3
24	78	OWEN / KNILL-JONES		TRIUMPH TR4	GTS11	96	6:01:01.610	8 Laps	1:02.264	92	3:14.951	129.3
25	42	BECHTOLSHEIMER / BIANCHI / BIANCHI		MG B	GTS11	95	6:00:21.574	9 Laps	1 Laps	92	3:11.903	131.4
26	29	AHLERS / BELLINGER / BOCK		MORGAN Plus4 Supersport	GTS11	95	6:00:26.031	9 Laps	4.457	93	3:04.377	136.8
27	32	FEIBER / FEIBER / TWYMAN		LOTUS Elan	GTS10	95	6:01:28.299	9 Laps	1:02.268	91	3:03.331	137.5
28	14	MILLER / GOBLE		ASTON MARTIN DB4 Coupé	GTS7	95	6:02:25.903	9 Laps	57.604	71	3:10.348	132.5
29	95	BENNETT / SMITH / BRYANT		PORSCHE 911	GTS11	94	5:59:44.263	10 Laps	1 Laps	76	3:18.445	127.1
30	41	CRIPPS / McCARTHY		MG B Roadster	GTS11	94	6:00:08.984	10 Laps	24.721	78	3:10.221	132.6
31	186	SMITHIES / CLARKSON / PANGBORN		SHELBY Cobra Daytona	GTS12	94	6:01:21.592	10 Laps	1:12.608	90	3:03.416	137.5
32	64	KOLB / DENAT		PORSCHE 911	GTS11	93	6:00:14.994	11 Laps	1 Laps	84	3:09.385	133.1

GRAF VON FABER-CASTELL

GRID 1
Spa Six Hours Endurance



Spa Six Hours Endurance
SPA SIX HOURS
Race
Final Classification by Class

	Nr.	Drivers	Team	Car	Class	Laps	Total Time	Gap		Best Lap Lap	Time	Kph
33	35	DI EDIGIO / DI EDIGIO		PORSCHE 911	GTS11	93	6:00:22.065	11 Laps	7.071	93	3:14.978	129.3
34	161	BINFIELD / BINFIELD / NUTHALL		GILBERN 1800GT	GTS11	93	6:02:17.986	11 Laps	1:55.921	59	3:18.204	127.2
35	77	BRIONES / HORN / ECKE		PORSCHE 911	GTS11	92	5:59:25.822	12 Laps	1 Laps	71	3:11.732	131.5
36	37	GEEBELEN / MARTENS / ARNAUTS		PORSCHE 911	GTS11	89	6:01:37.596	15 Laps	3 Laps	55	3:23.525	123.9
37	46	REUBEN / REUBEN		TVR Griffith	GTS12	88	5:31:51.417	16 Laps	1 Laps	84	2:55.557	143.6
38	48	TOTSUKA / SEKIGUCHI / UCHINO		AUSTIN HEALEY 3000 MK2 BJ7	GTS12	88	6:00:46.465	16 Laps	8:55.048	58	3:18.956	126.7
39	56	MIDGLEY / LONGDON / HAYDEN		MG B	GTS11	88	6:00:55.707	16 Laps	9.242	56	3:28.720	120.8
40	45	FILLIERS / DE CRAENE		PORSCHE 911	GTS11	87	6:00:56.222	17 Laps	1 Laps	87	3:13.347	130.4
41	61	HERREMAN / HERREMAN / HERREMAN		MG B	GTS11	87	6:02:07.193	17 Laps	1:10.971	62	3:24.689	123.2
42	23	MINSHAW / PEARSON		JAGUAR E Type	GTS12	85	4:51:40.532	19 Laps	2 Laps	77	2:54.811	144.2
43	70	LEJEUNE / LEJEUNE		TRIUMPH TR4	GTS11	85	6:00:07.071	19 Laps	8:26.539	81	3:09.724	132.9
44	75	BLANPAIN / JANSSENS / NOIRHOMME		AUSTIN HEALEY 100 M	GTS7	76	5:26:40.990	28 Laps	9 Laps	75	3:20.960	125.5
45	87	PADMORE / TROMANS / MEADEN		LOTUS Elan 26R	GTS10	75	5:40:21.190	29 Laps	1 Laps	70	3:00.393	139.8
46	50	WHITE / PAYNE		TRIUMPH TR4 SLR	GTS11	74	4:33:28.791	30 Laps	1 Laps	70	3:11.713	131.5
47	85	TOMLIN / LAWLEY / MEADEN		LOTUS Elan 26R	GTS10	65	5:59:52.342	39 Laps	9 Laps	46	3:03.855	137.1
48	76	LYNN / HADDON / LYNN		LOTUS Elan 26R	GTS10	63	4:56:04.207	41 Laps	2 Laps	62	3:11.610	131.6
49	62	DUPONT / LAMBILLIOTTE		TVR Griffith	GTS12	62	4:16:05.121	42 Laps	1 Laps	58	3:11.492	131.7
50	169	EYEARS / HALL / MORRIS		LOTUS Elan 26R	GTS10	61	4:14:09.941	43 Laps	1 Laps	60	3:00.899	139.4
51	92	JADOT / DELPORTE / PONCELET/FASTRE		JAGUAR E Type	GTS12	53	3:19:02.603	51 Laps	8 Laps	52	3:13.438	130.3
52	20	DUMOLIN / THIBAUT / DEVIS		FORD Shelby Mustang 350 GT	GTS12	53	4:20:36.480	51 Laps	1:33.877	52	3:07.998	134.1
53	13	WILSON / BALFE / WOLFE		LOTUS Elan 26R	GTS10	52	3:10:48.816	52 Laps	1 Laps	49	3:23.766	123.7
54	18	RAWE / CHATHAM		TRIUMPH TR4	GTS11	50	3:08:25.027	54 Laps	2 Laps	49	3:20.956	125.5
55	83	ALLEN / TURRAL / SNOWDON		MG B	GTS11	45	2:55:10.320	59 Laps	5 Laps	42	3:33.573	118.1
56	44	THORNE / BENNETT-BAGGS / TODD		AUSTIN HEALEY 100	GTS2	38	4:42:53.754	66 Laps	7 Laps	32	3:16.683	128.2
57	31	Graf Von WEDEL / Von WEDEL		LOTUS Elan	GTS10	31	1:55:31.491	73 Laps	7 Laps	6	3:33.669	118.0
58	71	OREBI GANN / BELL / BOURNE		MORGAN +4 Super Sports	GTS11	31	1:56:18.391	73 Laps	46.900	24	3:36.168	116.6
59	54	DOUART / CHRIQUI		JAGUAR E Type Semi-Lightweight	GTS12	22	1:31:46.695	82 Laps	9 Laps	3	3:33.230	118.2
60	26	PENSON / HOY / JACKSON		LOTUS Elan S1 26R	GTS10	21	1:17:48.206	83 Laps	1 Laps	16	3:29.874	120.1
61	49	FORRIER / HINDRYCKX		MG B	GTS11	19	1:14:17.318	85 Laps	2 Laps	4	3:42.493	113.3
62	74	GRUAU / GRUAU		SHELBY Cobra	GTS12	19	1:16:25.248	85 Laps	2:07.930	5	3:25.425	122.7
63	86	COOKE / BIRD / THOMAS		FORD Shelby Mustang 350 GT	GTS12	17	1:11:42.228	87 Laps	2 Laps	5	3:41.880	113.6
64	16	CLARK / McCAIG / SMITH		JAGUAR E Type Lightweight	GTS12	5	17:46.715	99 Laps	12 Laps	4	3:29.065	120.6
		Not started										
	55	MELLING / MINSHAW / PATTLE		JAGUAR E Type Low Drag	GTS12							
	111	WOITRIN / ROTHENBERGER / JUNG		FORD Shelby Mustang 350 GT	GTS12							
INVITATION										Fastest Lap by BURNETT Mark: 3:12.347 (Lap 63, 131,1 Mph)		
		Not classified										
	96	BURNETT / SWIFT / OWENS		AUSTIN Mini Countryman	INVITATION	97	5:59:42.473			63	3:12.347	131.1
		Not started										
	24	GL?SEL / SOPER		FORD GT40	INVITATION							

Published at: .....

Stewards	Timekeeper:
	Alberto Estébanez

GRAF VON FABER-CASTELL

GRID 1

Spa Six Hours Endurance



Spa Six Hours Endurance

SPA SIX HOURS

Race

Lap Chart

Nr	Pos	Grid	LAP 1	2	3	4	5	6	7	8	9	10	11	12	13	14	15	16	17	18	19	20	21	22	23	24	25	26	27	28	29	30	31	32
98	1	98	1	2	2	2	2	2	2	2	2	2	2	2	2	2	2	2	2	2	2	2	1	1	1	1	1	1	1	1	1	1	1	1
1	2	1	2	1	1	1	1	8	8	8	8	8	1	1	1	1	1	1	1	1	1	1	2	2	2	2	2	2	2	93	93	93	93	93
8	3	8	8	8	8	8	8	1	1	1	1	1	8	8	8	8	8	8	8	8	5	5	5	5	5	5	5	5	5	5	5	5	5	5
5	4	5	5	5	5	5	5	5	5	5	5	5	5	5	5	5	5	5	5	5	23	23	23	93	93	93	93	93	93	2	23	23	23	23
10	5	10	10	10	10	10	10	10	10	10	23	23	23	23	23	23	23	23	23	23	93	93	93	23	23	23	23	23	23	23	197	197	10	10
2	6	2	7	23	23	23	23	23	23	23	10	10	197	197	197	93	93	93	93	93	197	197	197	197	197	197	197	197	197	197	10	10	80	80
21	7	21	23	197	197	197	197	197	197	197	197	197	10	93	93	197	197	197	10	10	10	10	10	10	10	10	10	10	10	10	80	80	84	197
7	8	7	197	80	80	80	80	80	80	80	93	93	93	10	10	10	10	10	197	197	80	80	80	80	80	80	80	80	80	80	84	84	197	13
36	9	36	36	30	30	30	93	93	93	93	80	80	80	80	80	80	80	80	80	80	84	84	84	84	84	84	84	84	84	84	13	13	13	87
197	10	197	80	36	36	36	30	84	84	84	84	84	84	84	84	84	84	84	84	84	30	30	36	36	36	13	13	13	13	13	87	87	87	58
30	11	30	30	9	160	93	36	30	30	30	36	36	36	36	36	36	36	30	30	30	36	36	13	13	13	36	99	99	99	87	99	58	58	76
9	12	9	98	160	84	84	84	36	36	36	30	30	30	30	30	30	30	36	36	36	13	13	99	99	99	99	87	87	87	99	58	99	99	99
81	13	81	9	46	46	160	160	160	160	99	99	99	99	99	46	46	46	13	13	13	46	46	87	87	87	87	58	58	58	58	76	76	76	2
16	14	16	16	99	9	46	46	99	99	46	46	46	46	46	99	13	13	46	46	46	99	99	76	76	76	58	76	76	76	76	2	2	2	166
23	15	23	160	84	93	99	99	46	46	13	13	13	74	74	13	99	99	99	99	99	92	92	58	58	58	76	69	69	95	69	95	95	95	95
84	16	84	46	98	99	9	13	74	13	74	74	74	13	13	74	74	58	58	58	92	58	58	46	112	112	69	166	95	69	95	166	166	166	9
55	17	55	99	13	13	13	74	13	74	58	58	58	58	58	58	58	74	92	92	58	76	76	92	92	69	166	95	166	166	166	69	186	186	186
46	18	46	13	87	98	98	9	58	58	9	76	76	76	92	92	92	92	74	76	76	87	87	112	69	166	112	9	186	186	186	186	9	9	92
80	19	80	84	16	87	74	58	9	9	76	92	92	92	76	76	76	76	76	87	87	112	112	9	166	95	95	186	9	9	9	9	27	27	30
99	20	99	74	74	74	58	98	98	76	92	9	9	87	87	87	87	87	87	98	112	26	26	69	95	92	9	27	27	27	27	27	92	92	98
160	21	160	87	58	58	76	76	76	92	98	98	87	9	98	98	98	98	98	74	26	9	9	95	9	9	186	92	92	92	92	92	12	30	85
133	22	133	76	76	16	16	16	92	98	87	87	98	98	9	9	9	9	9	9	9	69	69	166	186	186	92	40	40	12	12	12	85	85	67
87	23	87	58	93	76	92	92	87	87	27	27	27	7	26	26	26	26	26	26	69	95	95	26	27	27	27	12	12	85	85	85	30	12	63
74	24	74	133	92	92	87	87	27	27	11	11	7	27	27	112	112	112	112	112	95	166	166	186	40	40	40	85	85	63	30	30	98	98	911
11	25	11	11	133	133	27	27	11	11	133	26	26	26	69	69	69	69	69	69	166	186	186	27	12	12	12	63	63	67	63	63	63	63	70
13	26	13	92	11	11	11	11	133	133	26	7	11	69	112	27	166	95	95	95	186	27	27	40	14	14	85	67	67	30	67	67	67	67	22
169	27	169	89	27	27	133	133	40	40	7	133	133	11	166	166	95	166	166	166	27	40	40	12	85	63	63	133	133	133	15	98	911	911	40
76	28	76	85	89	57	57	40	26	26	40	69	69	112	95	95	27	186	186	186	40	63	63	63	63	85	14	31	911	911	911	911	70	70	33
58	29	58	63	57	40	40	26	85	85	69	40	112	133	186	186	186	27	27	27	63	14	14	14	67	67	67	911	30	15	133	15	31	31	616
89	30	89	27	40	89	89	85	69	69	85	166	166	166	40	40	40	40	40	40	14	85	12	85	133	133	133	15	15	31	31	31	22	22	89
63	31	63	93	63	54	26	89	89	89	166	112	85	85	63	63	63	63	63	63	85	12	85	31	89	31	31	30	31	70	70	70	33	33	331
73	32	73	40	85	85	85	63	166	166	89	85	40	186	89	67	89	14	14	14	12	89	31	67	911	911	911	70	70	22	98	22	616	40	72
112	33	112	169	54	63	54	69	63	63	112	89	186	40	133	89	67	89	85	85	74	67	67	89	31	15	15	89	22	33	22	33	40	616	36
27	34	27	54	22	26	63	166	67	7	63	186	63	95	11	11	11	67	12	12	89	31	89	133	15	89	70	22	89	89	33	616	331	331	25
85	35	85	57	69	22	69	186	186	67	186	63	95	63	67	85	85	85	89	89	67	11	11	911	70	70	89	33	33	616	616	331	89	89	133
40	36	40	73	26	69	186	67	95	112	67	95	89	89	85	133	14	11	67	67	31	133	133	11	22	22	22	616	616	98	331	40	72	72	84
92	37	92	22	186	186	166	22	112	186	95	67	67	67	14	14	133	12	133	31	11	22	911	70	33	33	33	331	331	331	89	89	71	71	65
67	38	67	166	166	166	22	112	22	95	22	22	22	22	31	31	31	133	11	11	133	911	70	15	11	616	30	771	771	40	40	72	133	25	50
62	39	62	69	67	67	67	95	7	22	911	14	14	14	22	12	12	31	31	133	22	15	15	22	616	771	616	72	98	771	72	71	25	133	32
79	40	79	186	29	112	112	911	31	911	14	31	31	31	12	22	22	22	22	22	911	44	22	33	331	30	331	71	72	72	71	133	65	36	11
166	41	166	26	911	29	95	29	911	14	31	29	29	12	29	29	29	29	911	911	15	70	33	616	771	331	771	98	71	71	65	25	36	65	15
20	42	20	62	169	911	29	31	29	31	29	12	12	29	911	911	911	911	15	15	44	33	616	331	30	72	72	65	65	65	25	65	50	50	64
54	43	54	29	73	31	911	7	14	29	15	15	911	911	15	15	15	15	33	44	70	616	331	771	72	65	71	50	25	25	50	50	32	32	42
186	44	186	79	112	95	31	14	15	15	12	911	15	15	33	33	33	33	44	70	33	331	771	72	71	71	65	25	50	50	32	36	11	11	219
22	45	22	65	79	79	14	54	33	33	33	33	33	33	44	44	44	44	70	33	616	50	72	65	65	50	98	28	28	28	11	32	15	15	96
57	46	57	15	31	73	79	33	72	72	72	44	44	44	50	50	70	70	616	616	331	72	44	30	50	98	50	219	32	32	36	11	64	64	35
29	47	29	112	65	65	33	15	79	12	44	72	72	72	616	70	50	50	50	331	50	771	65	71	25	11	25	11	219	11	219	219	19	19	29
69	48	69	67	15	15	15	79	65	44	50	50	50	50	72	616	616	616	331	50	207	207	71	50	98	25	11	32	11	219	28	64	100	42	112
111	49	111	911	95	33	65	65	12	79	616	616	616	616	70	331	331	331	207	207	96	96	50	25	28	28	28	100	100	36	19	19	42	219	12
32	50	32	20	33	14	7	50	50	65	79	331	331	331	331	72	207	207	96	96	72	65	28	28	219	219	219	19	19	100	64	100	17	35	69
65	51	65	95	72	169	50	72	44	50	331	70	70	70	207	207	72	72	72	72	771	71	25	219	32	32	32	64	64	19	100	17	219	96	18
15	52	15	144	50	50	72	73	73	616	65	79	207	207	79	79	96	96	771	771	65	219	219	32	100	100	100	17	36	64	17	42	35	29	14
144	53	144	72	14	72	73	44	616	207	207	207	79	79	65	96	79	79	79	65	71	28	32	98	19	19	19	42	17	17	42	35	96	112	51
52	54	52	771	20	20	71	12	207	331	70	65	65	65	71	65	65	771	65	71	219	32	100	100	64	64	64	14	42	42	35	29	29	18	78
72	55	72	71	71	71	44	616	331	71	71	71	71	71	96	71	771	65	71	219	28	25	64	19	42	42	17	112	35	35	112	112	112	69	169
26	56	26	31	144	44	20	207	71	70	219	771	771	96	771	771	71	71	219	28	32	100	19	64	17	17	42	36	14	112	29	96	136	136	207
771	57	771	50	771	219	616	71	70	73	771	219	96	771	219	219	219	219	29	79	25	161	42	42	18	18	18	18	112	44	91	91	14	14	27
14	58	14	14	219	771	207	331	219	219	73	73	219	219	32	32	32	32	28	32	161	42	98	17	35	35	35	35	44	14	96	14	18	51	20
93	59	93	33	32	616	12	20	20	771	20	96	73	32	100	100	28	28	32	25	100	19	17	18	73	73	44	44	29	29	14	136	69	78	91
50	60	50	219	44	207	169	219	771	20	96	20	32	100	28	161	161	161	25	161	42	64	18	35	44	44	91	91	91	91	136	18	51	169	45

SEPTEMBER 25, 26, 27, 28, 29 • 2019



Spa Six Hours Endurance

SPA SIX HOURS

Race

Lap Chart

219	61	219	52	62	144	219	70	144	144	32	32	100	28	161	28	100	25	161	100	19	17	35	73	91	91	29	29	136	96	18	51	78	207	73
71	62	71	32	52	70	70	771	48	96	100	100	20	161	42	25	25	100	100	42	64	18	73	91	29	29	136	136	96	136	51	78	169	91	136
31	63	31	616	616	331	331	100	32	32	144	161	28	73	25	42	42	42	42	19	17	35	91	44	136	136	51	96	18	18	78	169	207	20	161
95	64	95	207	331	7	771	144	100	100	28	28	161	42	17	17	17	17	19	64	18	49	136	29	51	51	96	51	51	51	169	207	91	73	41
33	65	33	331	207	32	32	32	96	28	161	42	42	17	19	19	19	19	64	17	35	73	29	136	78	78	78	78	78	78	207	73	73	45	771
616	66	616	44	42	12	144	169	28	161	42	17	17	19	7	18	18	64	17	18	49	98	51	51	97	96	169	169	169	169	73	45	20	161	83
911	67	911	42	70	42	42	42	161	42	17	19	19	25	73	64	64	18	18	35	73	52	78	78	96	169	207	207	207	207	45	20	45	771	52
207	68	207	100	100	100	100	28	42	48	48	25	25	18	18	73	73	35	35	49	52	136	97	97	169	207	73	73	73	73	20	161	161	41	100
86	69	86	70	28	28	28	48	169	17	18	48	48	48	64	35	35	73	73	73	98	91	169	169	207	161	161	45	45	45	161	771	771	83	19
17	70	17	28	17	62	48	96	17	169	19	144	18	20	35	48	49	49	49	52	136	51	96	96	161	45	45	161	161	161	771	41	41	52	61
41	71	41	17	12	19	19	161	19	19	169	18	136	136	48	49	78	78	78	78	91	29	207	207	45	75	83	83	20	20	41	83	83	100	75
100	72	100	19	19	52	96	19	52	18	25	52	169	64	52	78	52	52	52	169	110	78	161	161	75	83	41	41	83	83	83	28	52	61	38
44	73	44	161	161	161	161	17	18	52	52	136	64	52	49	52	169	169	169	136	51	110	75	75	83	41	75	20	41	41	52	52	28	77	97
97	74	97	35	7	48	52	52	136	136	136	169	52	169	78	169	48	136	136	91	78	97	83	83	48	48	20	48	48	48	48	61	61	75	17
91	75	91	136	48	17	17	18	25	25	35	64	35	35	169	136	136	110	91	110	29	169	48	45	41	20	48	56	52	52	61	77	77	38	46
70	76	70	78	35	96	18	136	35	35	78	35	78	78	136	110	110	91	110	51	97	74	45	48	56	56	56	52	56	56	56	38	38	97	110
331	77	331	18	96	18	136	35	78	78	49	78	49	49	110	41	51	51	51	29	45	75	41	41	20	61	52	61	61	61	38	75	75	17	77
28	78	28	51	18	136	62	62	49	49	64	49	110	110	41	51	91	83	83	97	169	83	56	56	54	52	61	38	38	38	77	97	97	110	37
25	79	25	48	136	78	35	78	62	64	62	110	41	41	51	91	83	45	97	45	75	48	54	54	61	38	38	77	77	77	75	110	110	46	144
64	80	64	96	78	35	78	49	64	62	51	41	51	51	91	83	45	97	45	83	48	45	61	61	52	77	77	75	75	75	97	62	62	62	62
136	81	136	12	49	49	49	25	110	51	110	51	91	91	83	45	97	38	54	54	83	41	52	20	38	97	97	97	97	97	110	46	46	37	56
78	82	78	49	51	51	51	51	51	110	41	62	83	83	45	38	38	54	38	38	41	56	20	52	77	110	110	110	110	110	62	37	37	144	48
38	83	38	38	38	110	25	64	41	41	91	91	45	45	38	97	54	61	61	61	37	61	38	38	110	62	62	62	62	62	37	144	144	56	28
19	84	19	45	45	38	110	110	86	83	45	83	38	38	97	61	61	48	75	75	56	54	79	77	62	37	37	37	37	37	46	56	56	48	44
18	85	18	37	110	45	64	41	83	45	83	45	97	97	61	54	75	75	48	48	61	38	77	110	46	46	46	46	46	46	144	48	48	28	
45	86	45	110	37	37	38	86	45	91	38	38	62	62	75	75	62	37	37	37	54	79	110	62	144	144	144	144	144	144	44	44	44	44	
35	87	35	83	83	83	41	83	38	38	97	97	75	61	62	62	37	62	56	56	38	20	62	144	37	47	47	47	47						
42	88	42	77	75	64	45	45	91	37	75	75	61	75	54	37	56	56	41	41	79	77	144	37	47										
51	89	51	56	41	25	83	38	37	97	61	61	37	37	37	56	41	41	86	86	20	62	37	47											
161	90	161	75	64	41	86	37	75	75	37	37	54	54	56	86	86	86	77	77	77	144	47												
49	91	49	86	86	86	37	91	97	61	56	56	56	56	86	77	77	77	20	20	62	37													
77	92	77	41	25	75	75	75	61	56	54	54	86	86	77	20	20	20	62	62	144	47													
37	93	37	64	77	91	91	97	56	77	86	86	77	77	20	144	144	144	144	144	47														
48	94	48	25	56	77	97	61	77	54	77	77	144	144	144	47	47	47	47	47															
83	95	83	91	91	56	77	77	54	81	47	47	47	47	47																				
75	96	75	81	97	97	56	56	81	86																									
47	97	47	97	81	61	61	81	47	47																									
61	98	61	61	61	81	81	47																											
56	99	56	47	47	47	47																												
110	100	110																																
24	101	24																																
96	102	96																																
12	103	12																																



Spa Six Hours Endurance

SPA SIX HOURS

Race

Lap Chart

LAP

Nr	Pos	33	34	35	36	37	38	39	40	41	42	43	44	45	46	47	48	49	50	51	52	53	54	55	56	57	58	59	60	61	62	63	64	65
98	1	1	1	1	1	1	1	1	1	1	23	80	2	2	2	2	2	2	2	2	2	2	2	2	2	2	2	2	2	2	2	2	2	2
1	2	93	93	5	5	5	5	5	23	23	10	2	80	80	80	1	1	1	1	1	1	1	1	1	1	1	1	1	1	1	1	1	1	1
8	3	5	5	93	23	23	23	23	10	10	80	1	1	1	1	80	80	80	80	5	5	5	5	5	80	80	80	80	5	5	5	5	5	5
5	4	23	23	23	10	10	10	10	80	80	2	5	5	98	98	98	98	5	5	80	80	80	80	80	30	5	5	5	80	23	23	23	23	23
10	5	10	10	10	80	80	80	80	2	2	1	98	98	5	5	5	5	30	30	30	30	30	30	30	5	23	23	23	23	10	10	10	10	10
2	6	80	80	80	58	58	87	87	87	5	5	87	30	30	30	30	30	87	87	87	87	23	23	23	23	87	87	87	93	93	93	93	93	93
21	7	13	13	13	87	87	2	2	76	98	98	30	87	87	87	87	87	76	76	23	23	87	87	87	87	93	93	93	10	80	80	80	80	80
7	8	197	58	58	76	76	76	76	5	87	87	76	76	76	76	76	76	23	23	76	76	93	93	93	93	10	10	10	87	63	63	63	63	63
36	9	58	197	87	13	2	58	98	98	76	76	92	92	92	23	23	23	93	93	93	93	76	10	10	10	76	76	63	63	98	98	30	30	30
197	10	87	87	197	197	98	98	30	30	30	30	23	23	23	93	93	93	10	10	10	10	10	76	76	76	133	133	98	98	30	30	98	98	98
30	11	76	76	76	2	30	30	13	92	92	92	166	93	93	92	166	166	166	166	40	40	40	40	40	133	63	63	9	30	9	9	133	133	133
9	12	2	2	2	9	9	13	92	13	166	166	93	166	166	166	92	10	40	40	166	166	166	166	166	63	98	98	30	9	69	69	69	166	166
81	13	166	166	166	98	13	92	166	166	93	93	40	40	40	40	10	40	133	133	133	133	133	133	133	98	9	9	166	69	166	133	166	69	40
16	14	9	9	9	30	92	166	93	93	40	40	186	10	10	10	40	133	13	13	63	63	63	63	63	9	30	30	69	166	133	166	40	40	87
23	15	30	98	98	92	166	93	67	40	186	186	10	13	13	133	133	13	63	63	13	13	9	98	98	166	166	166	40	133	40	40	87	87	27
84	16	92	30	30	166	67	67	40	186	84	84	13	133	133	13	13	63	9	9	9	9	98	9	9	15	219	69	133	40	27	27	27	27	112
55	17	98	92	92	67	93	40	186	911	13	13	133	63	63	63	63	9	98	98	98	98	197	50	50	219	69	40	27	27	87	87	58	58	58
46	18	85	85	85	93	40	186	911	84	133	133	84	50	50	50	50	50	50	50	50	197	50	15	15	69	40	27	58	58	186	186	186	112	50
80	19	67	67	67	911	186	911	33	33	63	63	63	15	9	9	9	15	197	197	197	50	15	219	219	40	27	186	186	186	58	58	112	50	15
99	20	911	911	911	186	911	70	84	25	11	11	50	9	15	15	15	96	96	15	15	15	219	69	69	27	186	58	12	112	112	112	50	15	186
160	21	186	186	186	40	70	33	70	331	50	50	15	96	96	96	96	197	15	96	96	96	69	27	27	186	11	11	112	12	12	12	15	186	219
133	22	70	40	40	70	22	22	25	133	15	15	9	219	219	219	219	219	219	219	219	219	27	186	186	11	58	12	50	50	50	50	219	219	89
87	23	40	70	70	22	33	84	331	63	96	96	96	197	197	197	197	20	20	20	20	20	186	11	11	58	12	112	15	15	15	15	89	89	9
74	24	22	22	22	33	84	331	133	11	219	9	219	58	58	20	20	69	69	69	69	69	11	58	58	12	72	50	219	219	219	219	9	9	11
11	25	33	33	33	89	89	25	63	50	9	219	58	69	20	69	69	92	92	92	92	92	58	112	112	72	50	72	89	89	89	89	11	11	72
13	26	89	89	89	616	331	133	11	32	58	58	197	20	69	58	58	58	58	27	27	27	112	12	12	50	112	15	67	67	11	11	72	72	67
169	27	616	616	616	331	25	63	32	15	69	197	69	112	112	112	112	112	112	58	58	11	12	72	72	112	15	219	96	11	67	67	67	67	96
76	28	331	331	331	84	616	11	50	96	197	69	20	18	18	169	169	27	27	112	112	169	92	99	99	89	89	89	11	96	72	72	96	96	25
58	29	72	72	72	72	72	32	15	58	112	112	112	169	169	18	27	169	169	11	169	186	72	89	89	67	67	96	72	72	96	96	25	25	911
89	30	25	25	84	25	133	50	58	219	18	20	18	11	11	11	11	11	11	169	11	58	99	67	67	96	96	67	25	25	25	25	911	911	22
63	31	84	84	25	133	63	15	96	9	20	18	169	12	12	27	18	12	12	186	186	112	89	96	96	33	33	33	33	33	911	911	22	22	69
73	32	133	133	133	63	11	42	219	69	169	169	11	27	27	12	12	18	18	12	12	12	67	33	33	25	25	25	95	911	95	22	33	99	99
112	33	63	63	63	11	32	96	9	112	12	12	12	186	186	186	186	186	186	18	78	78	96	41	25	95	95	95	911	95	22	95	99	33	33
27	34	50	11	11	50	50	219	29	197	27	27	27	78	78	78	78	78	78	78	72	72	41	25	95	22	911	911	22	22	33	33	46	12	12
85	35	11	50	50	32	64	9	69	18	78	78	78	207	207	72	72	72	72	72	99	99	33	95	91	91	22	22	100	100	99	99	12	207	207
40	36	32	32	32	64	15	29	12	169	207	207	207	72	72	99	99	99	99	99	89	89	25	91	22	911	100	100	99	99	100	46	207	616	616
92	37	65	64	64	15	42	12	112	20	42	42	42	42	99	73	73	73	89	89	67	67	95	22	911	100	99	99	207	46	46	207	616	41	41
67	38	15	15	15	42	96	69	18	12	29	45	72	99	73	89	89	89	67	67	41	41	91	911	100	65	65	65	46	207	207	41	41	78	771
62	39	64	42	42	96	219	112	197	27	45	72	99	89	42	67	67	67	41	41	33	33	22	100	65	207	207	207	65	41	41	616	78	771	78
79	40	42	219	219	219	29	18	169	78	72	29	89	73	89	42	136	41	33	33	25	25	911	65	207	99	46	46	41	616	616	78	771	91	91
166	41	219	96	96	29	12	197	20	42	14	99	73	67	67	136	33	33	95	95	95	95	771	97	97	46	616	41	78	78	78	771	91	51	51
20	42	96	29	29	112	112	169	42	207	67	67	67	33	136	33	41	95	91	91	91	91	100	207	46	78	41	78	616	19	19	51	51	42	42
54	43	29	35	112	12	69	20	78	29	99	14	14	14	33	41	14	91	25	25	22	22	65	51	51	616	78	17	19	771	771	91	42	97	97
186	44	35	112	12	69	18	78	27	14	73	89	33	136	41	52	42	14	771	771	771	771	97	46	616	41	17	616	17	51	51	42	97	14	14
22	45	112	12	69	18	197	27	207	45	89	73	136	41	14	14	95	771	22	22	911	911	207	616	78	19	19	19	771	91	91	14	14	100	100
57	46	12	69	18	169	169	207	14	72	33	33	41	52	52	91	91	25	911	911	100	100	51	78	19	17	771	771	51	42	42	97	95	95	95
29	47	69	18	169	78	78	14	45	67	136	136	29	91	91	95	771	22	100	100	65	65	46	19	17	771	51	51	91	14	14	100	100	52	52
69	48	18	51	78	51	20	45	72	73	41	41	52	83	83	771	22	42	70	65	97	97	616	17	41	51	91	91	52	97	97	64	52	161	161
111	49	14	78	51	20	51	72	73	99	91	91	83	95	95	22	25	911	65	51	207	207	78	73	771	52	52	52	42	64	64	52	64	64	144
32	50	51	169	14	14	27	73	99	89	83	83	91	771	771	25	911	100	51	97	51	51	19	771	52	64	42	42	64	52	52	161	161	144	197
65	51	78	14	20	27	207	99	89	136	95	95	95	22	22	911	70	70	207	207	46	46	17	32	32	42	64	64	14	161	161	144	144	197	64
15	52	169	207	207	207	14	89	136	41	52	52	771	25	25	70	100	65	97	331	616	616	73	52	64	32	14	14	97	144	144	197	197	46	46
144	53	207	20	27	45	45	136	91	91	771	771	25	911	911	100	161	51	331	46	19	19	32	64	42	14	97	97	161	73	197	73	73	73	73
52	54	27	27	45	73	73	91	41	83	911	25	22	161	70	161	65	331	46	616	17	17	144	35	14	97	161	161	144	197	73	77	32	32	29
72	55	20	45	73	99	99	51	95	95	51	911	911	70	161	51	51	207	616	19	73	73	52	42	37	161	37	37	73	77	77	32	17	17	17
26	56	45	73	91	91	136	41	83	771	25	22	161	51	100	65	331	97	19	17	144	144	64	14	161	37	144	144	197	17	17	17	29	29	32
771	57	73	91	99	136	91	95	51	52	161	51	70	100	51	331	207	616	73	73	32	32	35	37	144	144	73	73	77	38	32	38	38	38	38
14	58	91	99	136	95	95	83	771	51	22	161	51	65	65	207	97	46	17	32	52	52	42	161	73	73	77	77	38	32	38	29	48	35	35
93	59	99	136	95	41	41	771	52	161	70	70	100	331	331	97	616	19	75	144	64	64	14	144	77	77	197	197	32	29	29	48	35	77	65
50	60	136	95	41	83	83	161	161	70	100	100	65	97	97	616	19	17	38	64	35	35	37	77	38	197	38	38	75	75	48	35	77	65	77



Spa Six Hours Endurance

SPA SIX HOURS

Race

Lap Chart

219	61	95	65	83	771	771	52	22	22	65	65	331	19	19	19	46	75	32	52	42	42	161	38	197	38	75	75	29	48	35	62	65	19	19
71	62	161	161	161	161	161	100	100	100	331	331	97	616	616	17	17	38	144	35	14	14	77	56	75	75	56	32	48	35	62	65	19	37	37
31	63	41	41	771	52	52	65	65	65	32	97	32	32	17	46	75	32	64	42	37	37	56	75	56	56	32	29	35	62	169	19	37	136	136
95	64	83	83	52	100	100	35	19	19	97	32	19	17	32	75	32	64	35	14	161	161	38	197	29	29	29	56	62	169	65	37	136	48	48
33	65	771	771	100	65	65	19	97	97	19	19	616	75	75	32	38	35	52	37	77	77	75	48	48	48	48	48	37	65	37	136	56	56	56
616	66	52	52	65	35	35	64	35	616	616	616	17	46	46	38	64	144	42	161	56	56	48	29	35	35	35	35	169	37	136	56	28	61	61
911	67	100	100	35	19	19	97	64	35	35	17	75	38	38	64	35	52	14	70	75	75	29	62	62	62	62	62	136	136	56	28	61	45	45
207	68	19	19	19	97	97	616	616	64	17	75	35	35	64	35	144	37	37	29	38	38	62	169	169	169	169	169	56	56	28	61	45	28	28
86	69	61	61	97	75	75	75	17	17	64	35	64	64	35	144	52	161	161	77	48	48	169	136	136	136	136	136	28	28	61	45	75	75	75
17	70	75	75	75	17	17	17	75	75	75	64	38	144	144	37	37	29	29	56	29	29	110	28	28	28	28	28	61	61	45	75	331	331	331
41	71	38	97	38	38	38	38	38	38	38	38	46	37	37	29	29	77	77	75	62	62	136	61	61	61	61	61	45	45	75	331	110	70	70
100	72	97	38	17	46	46	46	46	46	46	46	144	29	29	77	77	56	56	38	110	110	61	45	45	45	45	45	331	331	331	110	70	110	110
44	73	17	17	46	144	144	144	144	144	144	144	37	77	77	56	56	48	48	48	136	136	28	110	110	110	110	110	110	110	110	70	76	85	85
97	74	46	46	144	37	37	37	37	37	37	37	77	48	56	48	48	136	136	62	61	61	45	331	331	331	331	331	70	70	70	76	85		
91	75	110	144	110	110	77	77	77	77	77	77	48	56	48	110	110	62	62	110	28	28	331	70	70	70	70	70	76	76	76	85			
70	76	144	110	37	62	56	56	56	56	48	48	56	110	110	62	62	110	110	136	45	45	70	85	85	85	85	85	85	85	85				
331	77	37	37	62	77	62	48	48	48	56	56	110	62	62	61	61	61	61	61	331	331	20	84	84										
28	78	62	62	77	56	48	62	62	62	110	110	62	61	61	28	28	28	28	28	70	70	85												
25	79	77	77	56	48	61	61	110	110	62	62	61	28	28	45	45	45	45	45	85	85	84												
64	80	56	56	48	61	110	110	61	61	61	61	45	45	45	85	85	85	85	85	84	84													
136	81	48	48	61	28	28	28	28	28	28	28	28	85	85	84	84	84	84	84															
78	82	28	28	28	85	85	85	85	85	85	85	85	84	84																				
38	83	44	44	44	44	44	44																											
19	84																																	
18	85																																	
45	86																																	
35	87																																	
42	88																																	
51	89																																	
161	90																																	
49	91																																	
77	92																																	
37	93																																	
48	94																																	
83	95																																	
75	96																																	
47	97																																	
61	98																																	
56	99																																	
110	100																																	
24	101																																	
96	102																																	
12	103																																	



Spa Six Hours Endurance

SPA SIX HOURS

Race

Lap Chart

LAP

Nr	Pos	66	67	68	69	70	71	72	73	74	75	76	77	78	79	80	81	82	83	84	85	86	87	88	89	90	91	92	93	94	95	96	97	98
98	1	2	2	5	5	5	5	5	2	2	2	2	2	2	2	2	2	2	2	2	2	2	2	2	2	2	2	2	2	2	2	2	2	2
1	2	5	5	23	23	2	2	2	23	10	10	10	10	10	10	10	23	23	23	23	23	1	1	80	80	80	80	80	80	80	80	80	80	80
8	3	23	23	10	10	23	23	23	10	23	23	23	23	23	23	23	1	1	1	1	1	80	80	93	93	93	93	93	93	93	93	93	93	93
5	4	10	10	2	2	10	10	10	93	93	93	93	93	1	1	1	80	80	80	80	80	93	93	133	133	133	133	133	133	133	133	133	133	133
10	5	93	93	93	93	93	93	93	1	1	1	1	1	80	80	80	93	93	93	93	93	133	133	112	112	112	112	112	112	112	112	112	112	112
2	6	1	1	1	1	1	1	1	80	80	80	80	80	93	93	93	133	133	133	133	133	112	112	30	30	30	30	30	30	30	30	30	30	30
21	7	80	80	80	80	80	80	80	5	5	30	30	30	133	133	133	40	40	40	40	112	40	40	40	9	9	9	9	9	9	9	9	9	9
7	8	63	30	30	30	30	30	30	30	30	133	133	133	40	40	40	112	112	112	112	40	30	30	9	40	40	40	40	1	1	1	1	1	1
36	9	30	98	98	98	133	133	133	133	133	40	40	40	112	112	112	166	9	30	30	30	9	166	166	166	166	166	166	166	166	166	166	166	40
197	10	98	133	133	133	40	40	40	40	40	112	112	112	166	166	166	9	30	166	9	9	166	9	1	1	1	1	1	40	40	40	40	40	166
30	11	133	40	40	40	112	112	112	112	112	166	166	166	30	30	30	30	166	9	166	166	63	63	63	63	63	63	63	63	63	63	63	63	63
9	12	40	87	87	166	166	166	166	166	166	9	9	9	9	9	9	63	63	63	63	63	58	58	58	58	58	58	58	58	58	58	58	58	58
81	13	87	166	166	112	63	9	9	9	9	63	63	63	63	63	63	186	186	58	58	58	11	11	11	11	11	11	11	11	11	11	11	11	11
16	14	166	112	112	63	9	63	63	63	63	186	186	186	186	186	186	58	58	186	11	11	72	15	15	15	15	15	15	15	72	72	72	72	72
23	15	112	58	63	186	186	186	186	186	186	15	15	15	15	58	58	11	11	11	186	15	15	72	72	72	72	72	72	72	15	15	15	15	15
84	16	58	63	186	9	15	15	15	15	15	11	11	58	58	15	15	15	15	15	15	72	219	89	89	89	89	89	89	69	69	69	69	69	69
55	17	50	50	50	15	50	50	50	219	11	58	58	11	11	11	11	72	72	72	72	219	89	219	219	219	219	219	69	89	89	89	89	89	89
46	18	186	186	15	50	219	219	219	50	89	89	89	72	72	72	72	219	219	219	219	89	69	69	69	69	69	69	219	219	219	219	219	219	219
80	19	15	15	9	219	89	11	11	11	219	219	72	219	219	219	219	99	99	89	89	69	12	12	12	12	12	12	12	12	12	12	12	12	12
99	20	219	219	219	89	11	89	89	89	58	72	219	89	89	89	99	89	89	69	69	12	186	186	96	96	96	67	67	67	67	67	67	67	67
160	21	9	9	89	11	58	58	58	58	72	96	96	96	99	99	89	69	69	12	12	186	96	96	41	67	67	96	96	99	99	99	99	99	99
133	22	89	89	11	58	72	72	72	72	50	69	69	99	96	96	69	96	96	96	96	96	41	41	67	41	41	99	99	96	197	197	197	197	
87	23	11	11	58	72	96	96	96	96	96	99	99	69	69	69	96	12	12	41	41	41	67	67	99	99	99	197	197	197	96	96	96	96	
74	24	72	72	72	96	25	69	69	69	69	12	12	12	12	12	12	207	41	911	911	67	911	99	911	911	911	911	911	911	911	911	911	911	
11	25	67	96	96	25	69	99	99	99	99	207	207	207	207	207	207	41	911	67	67	911	99	911	51	51	197	51	51	51	51	51	51	51	
13	26	96	67	25	69	99	12	12	12	12	33	33	771	771	771	41	911	91	91	91	99	91	91	91	91	91	91	91	91	91	91	91	91	
169	27	25	25	69	99	12	33	33	33	33	771	771	41	41	41	771	91	67	51	99	91	51	51	197	197	51	207	207	207	207	207	207	207	
76	28	911	69	99	911	33	911	207	207	207	41	41	27	27	27	27	67	51	99	51	51	207	197	207	207	207	25	27	27	27	27	27	27	
58	29	69	99	911	12	911	207	911	911	41	27	27	911	911	911	911	51	207	207	207	207	197	207	46	25	25	27	33	25	33	25	25	22	
89	30	99	911	33	33	207	41	41	41	771	616	911	91	91	91	91	25	25	197	197	197	25	25	25	27	27	33	25	33	25	22	22	97	
63	31	22	33	12	207	41	616	771	771	616	911	91	67	67	67	67	197	197	25	25	25	33	46	33	33	33	97	97	97	97	33	33	25	
73	32	33	12	207	41	616	771	616	616	27	91	67	51	51	51	51	97	97	33	33	33	27	33	27	97	97	22	22	22	22	97	97	33	
112	33	12	207	41	616	771	27	27	27	911	25	25	25	25	25	25	33	33	97	27	27	46	27	97	22	22	100	100	100	100	73	73		
27	34	207	616	616	771	27	78	78	78	91	51	51	97	197	197	197	27	27	27	97	97	97	97	22	100	100	41	73	73	73	78	78		
85	35	616	41	27	27	78	51	51	91	78	67	97	197	97	97	97	22	22	46	46	46	22	22	100	78	78	78	78	78	78	616	616		
40	36	41	27	771	78	51	91	91	51	25	97	197	33	33	33	33	100	100	22	22	22	100	100	78	73	73	73	616	616	616	144	144		
92	37	27	771	78	51	91	25	25	25	51	22	22	22	22	22	22	46	46	100	100	100	78	78	73	144	144	144	144	144	144	42			
67	38	771	78	91	91	67	67	67	67	67	14	100	100	100	100	100	78	78	78	78	78	73	73	144	616	616	616	42	42	42	29			
62	39	78	91	51	67	97	97	97	97	97	100	14	14	14	14	46	14	14	14	14	73	144	144	616	14	42	42	29	29	29	32			
79	40	91	51	67	97	14	14	14	100	14	197	78	78	46	46	78	73	73	73	73	14	14	616	14	42	14	29	14	14	32	14			
166	41	51	97	97	14	100	100	100	14	100	78	46	46	78	78	14	144	144	144	144	144	616	14	42	29	29	14	32	32	14	100			
20	42	42	42	14	100	42	22	22	22	22	52	52	73	73	73	73	616	616	616	616	616	42	42	29	95	32	32	95	95	95				
54	43	97	14	42	42	22	42	42	197	197	46	144	144	144	144	144	95	95	42	42	42	95	95	95	32	95	95	41	41	41				
186	44	14	100	100	22	52	52	52	52	52	144	73	616	616	616	616	42	42	95	95	95	29	29	32	161	186	186	186	186	186				
22	45	100	22	22	52	197	197	197	42	42	73	616	95	95	95	95	29	29	29	29	29	32	32	161	186	64	64	64	64					
57	46	95	52	52	197	95	46	46	46	46	95	95	42	42	42	42	32	32	32	32	32	17	161	186	64	35	35	35	35					
29	47	52	95	95	95	144	95	95	95	144	42	42	29	29	29	29	161	161	17	17	17	161	35	35	35	161	161	161	161					
69	48	144	197	197	144	46	144	144	144	95	29	29	32	32	32	32	17	17	161	161	161	35	64	64	77	77	77	77						
111	49	197	144	144	46	161	73	73	73	73	161	161	161	161	161	161	35	35	35	35	35	64	52	77	38	38	38	38						
32	50	161	161	46	161	73	161	161	161	29	32	32	17	17	17	17	64	64	64	64	64	52	77	52	52	52	52	52						
65	51	46	46	161	73	87	87	29	29	161	17	17	52	35	35	35	52	52	52	52	52	77	38	38	136	136	136							
15	52	73	73	73	87	29	29	32	32	32	35	35	35	64	64	64	77	77	77	77	77	38	136	136	37									
144	53	64	29	29	29	17	17	17	17	17	64	64	64	52	52	52	38	38	38	38	38	136	37	37										
52	54	29	17	17	17	32	32	35	35	35	38	38	38	38	77	77	136	136	136	136	136	37	28	28										
72	55	17	32	32	32	35	35	64	64	64	77	77	77	77	38	38	37	37	37	37	37	28	48	48										
26	56	32	38	38	38	64	64	65	65	65	136	136	136	136	136	136	56	56	56	28	28	56	56	56										
771	57	38	35	35	35	65	65	38	38	38	37	37	37	37	37	37	28	28	28	56	56	48	45											
14	58	35	64	64	64	38	38	77	77	77	56	56	56	56	56	56	48	48	48	48	48	45	61											
93	59	65	65	65	65	77	77	136	136	136	48	48	48	48	48	48	61	61	61	45	45	61												
50	60	77	77	77	77	136	136	37	37	37	28	28	28	28	28	28	45	45	45	61	61													

SEPTEMBER 25, 26, 27, 28, 29 • 2019



Spa Six Hours Endurance

SPA SIX HOURS

Race

Lap Chart

219	61	19	19	19	37	37	37	48	48	48	61	61	61	61	61	61	70	70	70	70	70
71	62	37	37	37	136	48	48	56	56	56	45	45	45	45	45	45	331	331			
31	63	136	136	136	48	56	56	61	28	28	75	75	70	70	70	70					
95	64	48	48	48	56	61	61	28	61	61	70	70	331	331	331	331					
33	65	56	56	56	61	28	28	45	45	45	331	331	110	110	110						
616	66	61	61	61	28	45	45	75	75	75	87	110									
911	67	28	28	28	45	75	75	70	70	70	110										
207	68	45	45	45	75	70	70	331	331	331											
86	69	75	75	75	70	331	331	110	110	87											
17	70	70	70	70	331	110	110	87	87	110											
41	71	331	331	331	110																
100	72	110	110	110																	
44	73																				
97	74																				
91	75																				
70	76																				
331	77																				
28	78																				
25	79																				
64	80																				
136	81																				
78	82																				
38	83																				
19	84																				
18	85																				
45	86																				
35	87																				
42	88																				
51	89																				
161	90																				
49	91																				
77	92																				
37	93																				
48	94																				
83	95																				
75	96																				
47	97																				
61	98																				
56	99																				
110	100																				
24	101																				
96	102																				
12	103																				



Spa Six Hours Endurance

SPA SIX HOURS

Race

Lap Chart

Nr	Pos	LAP 99	100	101	102	103	104	105	106	107
98	1	2	2	2	2	2	2	2	2	2
1	2	80	80	80	80	80	80			
8	3	93	93	93	93	93	93			
5	4	133	133	133	133	133				
10	5	112	112	9	9					
2	6	30	9	112	30					
21	7	9	30	30	112					
7	8	1	1	1	1					
36	9	40	40	40	40					
197	10	166	166	166	166					
30	11	58	58	58						
9	12	11	11	11						
81	13	15	15							
16	14	72	72							
23	15	69	69							
84	16	89								
55	17	219								
46	18	12								
80	19									
99	20									
160	21									
133	22									
87	23									
74	24									
11	25									
13	26									
169	27									
76	28									
58	29									
89	30									
63	31									
73	32									
112	33									
27	34									
85	35									
40	36									
92	37									
67	38									
62	39									
79	40									
166	41									
20	42									
54	43									
186	44									
22	45									
57	46									
29	47									
69	48									
111	49									
32	50									
65	51									
15	52									
144	53									
52	54									
72	55									
26	56									
771	57									
14	58									
93	59									
50	60									



Spa Six Hours Endurance

SPA SIX HOURS

Race

Lap Chart

219	61
71	62
31	63
95	64
33	65
616	66
911	67
207	68
86	69
17	70
41	71
100	72
44	73
97	74
91	75
70	76
331	77
28	78
25	79
64	80
136	81
78	82
38	83
19	84
18	85
45	86
35	87
42	88
51	89
161	90
49	91
77	92
37	93
48	94
83	95
75	96
47	97
61	98
56	99
110	100
24	101
96	102
12	103

GRAF VON FABER-CASTELL

GRID 1

Spa Six Hours Endurance



Spa Six Hours Endurance

SPA SIX HOURS

Race

Best Sector Times

	SECTOR 1		SECTOR 2		SECTOR 3							
Pos	Driver	Time	Driver	Time	Driver	Time	Pos	Team	Cl	Ideal Lap	Best Lap	
1	1 M.Count OEYNHAUSEN	44.503	1 M.Count OEYNHAUSEN	1:16.860	1 M.Count OEYNHAUSEN	42.011	1	1	GTP+	2:43.374	2:44.618	(1)
2	93 N.DITTING	45.492	93 N.DITTING	1:17.363	93 N.DITTING	42.694	2	93	GTP+	2:45.549	2:45.938	(2)
3	2 P.WALKER	45.829	9 R.MEINS	1:18.065	2 P.WALKER	42.983	3	2	GTP+	2:47.315	2:49.553	(4)
4	197 R.MACEDO SILVA	46.218	2 P.WALKER	1:18.503	9 R.MEINS	43.287	4	9	GTP+	2:47.611	2:50.436	(5)
5	9 R.MEINS	46.259	197 R.MACEDO SILVA	1:18.553	197 R.MACEDO SILVA	43.510	5	197	GTP+	2:48.281	2:49.403	(3)
6	5 T.WOOD	47.054	5 T.WOOD	1:19.477	10 O.BRYANT	43.718	6	5	GTP+	2:50.544	2:51.398	(6)
7	84 M.GUENAT	47.122	112 G.GOMES	1:20.180	5 T.WOOD	44.013	7	10	GTP+	2:52.068	2:54.531	(9)
8	46 N.REUBEN	47.643	133 A.HANCOCK	1:20.511	84 M.GUENAT	44.427	8	84	GTP+	2:52.728	2:53.220	(7)
9	10 O.BRYANT	47.698	30 T.DE LATRE DU BOSQUEAU	1:20.577	30 T.DE LATRE DU BOSQUEAU	44.489	9	30	GTS12	2:53.128	2:53.600	(8)
10	30 T.DE LATRE DU BOSQUEAU	48.062	10 O.BRYANT	1:20.652	23 J.MINSHAW	44.684	10	23	GTS12	2:54.172	2:54.811	(10)
11	23 J.MINSHAW	48.206	84 M.GUENAT	1:21.179	63 L.HALUSA	44.941	11	46	GTS12	2:54.247	2:55.557	(11)
12	58 K.KYVALOVA	48.709	23 J.MINSHAW	1:21.282	46 N.REUBEN	44.999	12	112	GTS10	2:55.510	2:56.032	(12)
13	80 W.FRIEDRICHS	48.760	80 W.FRIEDRICHS	1:21.444	80 W.FRIEDRICHS	45.344	13	80	GTS12	2:55.548	2:57.077	(14)
14	69 J.BELTRAMELLI	48.817	11 M.SCHRYVER	1:21.462	67 P.VERMAST	45.379	14	63	GTS12	2:55.908	2:56.687	(13)
15	63 L.HALUSA	48.954	169 M.EYEARS	1:21.496	112 G.GOMES	45.407	15	133	GTS10	2:56.167	2:57.663	(17)
16	99 A.DE BEAUMONT	49.022	46 N.REUBEN	1:21.605	58 K.KYVALOVA	45.655	16	58	GTS12	2:56.815	2:57.119	(15)
17	133 A.HANCOCK	49.808	72 N.SLEEP	1:21.880	11 M.SCHRYVER	45.688	17	11	GTS10	2:57.303	2:57.405	(16)
18	73 K.SELDERS	49.864	87 N.PADMORE	1:22.008	99 A.DE BEAUMONT	45.749	18	72	GTS12	2:58.272	2:59.994	(19)
19	112 G.GOMES	49.923	63 L.HALUSA	1:22.013	87 N.PADMORE	45.826	19	69	GTS12	2:58.613	3:00.645	(22)
20	98 J.FARLEY	49.949	166 R.FENN	1:22.269	133 A.HANCOCK	45.848	20	40	GTS12	2:58.852	2:59.903	(18)
21	67 P.VERMAST	50.031	40 M.HUNT	1:22.353	40 M.HUNT	45.912	21	87	GTS10	2:58.910	3:00.393	(21)
22	27 S.ZIEGLER	50.134	58 K.KYVALOVA	1:22.451	72 N.SLEEP	45.992	22	99	GTS12	2:58.958	3:00.083	(20)
23	11 M.SCHRYVER	50.153	29 K.AHLERS	1:23.005	69 J.BELTRAMELLI	46.094	23	67	CT10	2:58.973	3:01.074	(25)
24	72 N.SLEEP	50.400	219 S.PEEREBOOM	1:23.309	169 M.EYEARS	46.226	24	169	GTS10	2:59.361	3:00.899	(23)
25	186 D.SMITHIES	50.519	91 N.FOWLER	1:23.372	98 J.FARLEY	46.229	25	27	GTS12	3:00.374	3:01.010	(24)
26	40 M.HUNT	50.587	27 S.ZIEGLER	1:23.373	73 K.SELDERS	46.344	26	73	GTS12	3:00.581	3:02.292	(27)
27	771 A.GREENHALGH	50.900	67 P.VERMAST	1:23.563	65 N.RUDDELL	46.490	27	166	GTS10	3:00.750	3:01.590	(26)
28	52 P.MÜLDER	50.977	32 J.FEIBER	1:23.564	771 A.GREENHALGH	46.648	28	98	GTP+	3:00.824	3:02.961	(28)
29	87 N.PADMORE	51.076	85 D.TOMLIN	1:23.597	27 S.ZIEGLER	46.867	29	186	GTS12	3:01.835	3:03.416	(30)
30	8 D.HART	51.119	69 J.BELTRAMELLI	1:23.702	85 D.TOMLIN	46.906	30	89	GTS12	3:02.207	3:03.743	(31)
31	89 M.GRAY	51.120	12 M.BATES	1:23.742	166 R.FENN	46.927	31	32	GTS10	3:02.610	3:03.331	(29)
32	65 N.RUDDELL	51.481	89 M.GRAY	1:23.856	20 C.DUMOLIN	47.032	32	85	GTS10	3:02.613	3:03.855	(33)
33	144 C.GODDARD	51.549	15 R.HAMILTON	1:23.932	186 D.SMITHIES	47.216	33	65	CT10	3:03.137	3:04.194	(35)
34	166 R.FENN	51.554	186 D.SMITHIES	1:24.100	89 M.GRAY	47.231	34	29	GTS11	3:03.408	3:04.377	(36)
35	169 M.EYEARS	51.639	99 A.DE BEAUMONT	1:24.187	32 J.FEIBER	47.389	35	52	GTP+	3:03.418	3:04.101	(34)
36	32 J.FEIBER	51.657	51 J.WYMEERSCH	1:24.222	15 R.HAMILTON	47.502	36	771	CT10	3:03.448	3:03.758	(32)
37	22 H.HAMUNEN	51.713	52 P.MÜLDER	1:24.266	29 K.AHLERS	47.833	37	15	GTP<	3:04.121	3:06.798	(39)
38	62 M.DUPONT	51.856	73 K.SELDERS	1:24.373	911 D.CEYSSENS	47.914	38	22	GTS12	3:04.230	3:07.194	(40)
39	616 A.ADRIAANS	51.888	22 H.HAMUNEN	1:24.499	22 H.HAMUNEN	48.018	39	25	GTS7	3:04.937	3:06.433	(38)
40	25 J.BURTON	51.983	98 J.FARLEY	1:24.646	12 M.BATES	48.030	40	219	GTS11	3:05.466	3:07.608	(42)
41	97 F.DEPTA	51.999	76 S.LYNN	1:24.774	28 P.BORDET	48.066	41	12	GTS11	3:05.495	3:05.704	(37)
42	85 D.TOMLIN	52.110	25 J.BURTON	1:24.781	97 F.DEPTA	48.113	42	144	CT10	3:05.678	3:07.856	(46)
43	29 K.AHLERS	52.570	41 S.CRIPPS	1:24.947	25 J.BURTON	48.173	43	97	CT10	3:06.070	3:08.799	(49)
44	15 R.HAMILTON	52.687	65 N.RUDDELL	1:25.166	52 P.MÜLDER	48.175	44	51	GTS11	3:06.457	3:07.824	(45)
45	911 D.CEYSSENS	52.723	70 P.LEJEUNE	1:25.392	219 S.PEEREBOOM	48.239	45	616	CT10	3:06.524	3:09.126	(50)
46	20 C.DUMOLIN	52.845	64 U.KOLB	1:25.515	144 C.GODDARD	48.396	46	911	GTS11	3:06.911	3:07.479	(41)
47	36 K.LE BLANC	52.883	100 B.GEORGI	1:25.552	616 A.ADRIAANS	48.419	47	20	GTS12	3:07.139	3:07.998	(47)
48	14 G.MILLER	52.904	33 A.LINSTER	1:25.712	64 U.KOLB	48.497	48	33	CT10	3:07.183	3:07.771	(44)
49	33 A.LINSTER	52.960	28 P.BORDET	1:25.718	33 A.LINSTER	48.511	49	91	GTS11	3:07.283	3:07.675	(43)
50	100 B.GEORGI	53.180	144 C.GODDARD	1:25.733	100 B.GEORGI	48.576	50	100	CT10	3:07.308	3:08.266	(48)
51	207 C.HARRIS	53.340	771 A.GREENHALGH	1:25.900	51 J.WYMEERSCH	48.578	51	28	GTP<	3:07.492	3:10.847	(56)
52	77 P.BRIONES	53.499	42 T.BECHTOLSHEIMER	1:25.906	14 G.MILLER	48.627	52	76	GTS10	3:07.815	3:11.610	(58)
53	7 C.DAVIES	53.510	96 M.BURNETT	1:25.909	91 N.FOWLER	48.790	53	62	GTS12	3:08.649	3:11.492	(57)
54	51 J.WYMEERSCH	53.657	97 F.DEPTA	1:25.958	62 M.DUPONT	48.953	54	207	GTS12	3:08.670	3:09.520	(52)
55	28 P.BORDET	53.708	616 A.ADRIAANS	1:26.217	207 C.HARRIS	49.050	55	64	GTS11	3:09.049	3:09.385	(51)
56	76 S.LYNN	53.719	78 G.OWEN	1:26.262	70 P.LEJEUNE	49.222	56	70	GTS11	3:09.195	3:09.724	(53)

SEPTEMBER 25, 26, 27, 28, 29 • 2019

GRAF VON FABER-CASTELL

GRID 1

Spa Six Hours Endurance



Spa Six Hours Endurance

SPA SIX HOURS

Race

Best Sector Times

	SECTOR 1		SECTOR 2		SECTOR 3						
Pos	Driver	Time	Driver	Time	Driver	Time	Pos	Team	Cl	Ideal Lap	Best Lap
57	12 M.BATES	53.723	911 D.CEYSSENS	1:26.274	17 R.FRANKEL	49.304	57	14	GTS7	3:09.218	3:10.348 (55)
58	92 A.JADOT	53.806	207 C.HARRIS	1:26.280	76 S.LYNN	49.322	58	50	GTS11	3:10.006	3:11.713 (59)
59	50 B.WHITE	53.915	50 B.WHITE	1:26.676	50 B.WHITE	49.415	59	41	GTS11	3:10.090	3:10.221 (54)
60	219 S.PEEREBOOM	53.918	44 M.THORNE	1:26.685	92 A.JADOT	49.556	60	77	GTS11	3:11.013	3:11.732 (60)
61	136 N.BATCHELOR	54.439	38 A.VIRON	1:27.099	77 P.BRIONES	49.655	61	42	GTS11	3:11.225	3:11.903 (61)
62	17 R.FRANKEL	54.539	45 B.FILLIERS	1:27.238	41 S.CRIPPS	49.667	62	96	INVITATION	3:11.402	3:12.347 (62)
63	70 P.LEJEUNE	54.581	20 C.DUMOLIN	1:27.262	96 M.BURNETT	49.671	63	92	GTS12	3:12.017	3:13.438 (64)
64	74 D.GRUAU	54.641	14 G.MILLER	1:27.687	35 F.DI EDIGIO	49.836	64	38	GTP<	3:12.208	3:13.539 (65)
65	64 U.KOLB	55.037	62 M.DUPONT	1:27.840	8 D.HART	49.837	65	45	GTS11	3:12.591	3:13.347 (63)
66	42 T.BECHTOLSHEIMER	55.100	77 P.BRIONES	1:27.859	38 A.VIRON	49.898	66	17	CT10	3:12.843	3:13.629 (66)
67	91 N.FOWLER	55.121	161 B.BINFIELD	1:28.040	45 B.FILLIERS	49.983	67	78	GTS11	3:13.384	3:14.951 (67)
68	38 A.VIRON	55.211	92 A.JADOT	1:28.655	42 T.BECHTOLSHEIMER	50.219	68	35	GTS11	3:13.951	3:14.978 (68)
69	35 F.DI EDIGIO	55.274	35 F.DI EDIGIO	1:28.841	78 G.OWEN	50.490	69	136	CT10	3:14.050	3:15.413 (69)
70	160 M.BIRCH	55.350	331 B.JANSEN	1:28.866	36 K.LE BLANC	50.507	70	8	GTP+	3:15.223	3:16.407 (70)
71	45 B.FILLIERS	55.370	17 R.FRANKEL	1:29.000	136 N.BATCHELOR	50.603	71	44	GTS2	3:15.760	3:16.683 (71)
72	48 M.TOTSUKA	55.454	136 N.BATCHELOR	1:29.008	95 J.BENNETT	51.154	72	331	CT10	3:16.709	3:18.228 (73)
73	41 S.CRIPPS	55.476	75 O.BLANPAIN	1:29.639	7 C.DAVIES	51.173	73	161	GTS11	3:17.126	3:18.204 (72)
74	96 M.BURNETT	55.822	48 M.TOTSUKA	1:30.257	161 B.BINFIELD	51.215	74	48	GTS12	3:17.492	3:18.956 (75)
75	16 J.CLARK	55.901	95 J.BENNETT	1:30.332	37 L.GEEBELEN	51.219	75	36	GTP+	3:18.169	3:19.473 (76)
76	81 G.NOLTE	55.994	61 A.HERREMAN	1:31.365	19 E.DE WEERDT	51.255	76	95	GTS11	3:18.341	3:18.445 (74)
77	13 G.WILSON	56.129	18 R.RAWE	1:31.547	331 B.JANSEN	51.440	77	75	GTS7	3:19.358	3:20.960 (78)
78	37 L.GEEBELEN	56.340	19 E.DE WEERDT	1:31.842	44 M.THORNE	51.522	78	19	CT10	3:19.941	3:21.037 (79)
79	54 E.DOUART	56.341	56 M.MIDGLEY	1:32.737	48 M.TOTSUKA	51.781	79	7	GTP+	3:20.895	3:22.663 (80)
80	331 B.JANSEN	56.403	8 D.HART	1:34.267	18 R.RAWE	51.781	80	18	GTS11	3:20.956	3:20.956 (77)
81	78 G.OWEN	56.632	37 L.GEEBELEN	1:34.516	75 O.BLANPAIN	51.875	81	37	GTS11	3:22.075	3:23.525 (81)
82	57 R.WARD	56.650	36 K.LE BLANC	1:34.779	13 G.WILSON	52.097	82	61	GTS11	3:22.326	3:24.689 (83)
83	19 E.DE WEERDT	56.844	13 G.WILSON	1:35.069	160 M.BIRCH	52.289	83	13	GTS10	3:23.295	3:23.766 (82)
84	95 J.BENNETT	56.855	7 C.DAVIES	1:36.212	74 D.GRUAU	52.437	84	74	GTS12	3:24.654	3:25.425 (84)
85	26 L.PENSON	57.002	83 J.ALLEN	1:36.804	61 A.HERREMAN	52.579	85	160	GTP<	3:24.802	3:25.806 (85)
86	44 M.THORNE	57.553	160 M.BIRCH	1:37.163	57 R.WARD	53.258	86	56	GTS11	3:27.359	3:28.720 (86)
87	31 C.Graf Von WEDEL	57.564	74 D.GRUAU	1:37.576	83 J.ALLEN	53.437	87	16	GTS12	3:27.953	3:29.065 (87)
88	18 R.RAWE	57.628	26 L.PENSON	1:37.819	47 P.MULACEK	53.440	88	26	GTS10	3:28.274	3:29.874 (89)
89	75 O.BLANPAIN	57.844	16 J.CLARK	1:38.076	26 L.PENSON	53.453	89	57	CT10	3:29.501	3:29.501 (88)
90	161 B.BINFIELD	57.871	110 R.OWEN	1:38.472	110 R.OWEN	53.564	90	81	GTP+	3:30.694	3:51.093 (99)
91	61 A.HERREMAN	58.382	47 P.MULACEK	1:38.731	56 M.MIDGLEY	53.642	91	31	GTS10	3:31.700	3:33.669 (94)
92	79 C.VAN LANSCHOT	58.559	57 R.WARD	1:39.593	16 J.CLARK	53.976	92	83	GTS11	3:31.893	3:33.573 (92)
93	71 S.OREBI GANN	59.217	31 C.Graf Von WEDEL	1:39.790	31 C.Graf Von WEDEL	54.346	93	110	CT10	3:32.123	3:33.645 (93)
94	86 J.COOKE	59.781	81 G.NOLTE	1:40.092	81 G.NOLTE	54.608	94	47	CT10	3:32.128	3:32.787 (90)
95	47 P.MULACEK	59.957	71 S.OREBI GANN	1:41.164	54 E.DOUART	55.514	95	54	GTS12	3:33.211	3:33.230 (91)
96	110 R.OWEN	1:00.087	54 E.DOUART	1:41.356	71 S.OREBI GANN	55.540	96	71	GTS11	3:35.921	3:36.168 (95)
97	56 M.MIDGLEY	1:00.980	86 J.COOKE	1:41.959	79 C.VAN LANSCHOT	56.571	97	79	CT10	3:38.260	3:39.779 (96)
98	83 J.ALLEN	1:01.652	49 D.FORRIER	1:42.037	49 D.FORRIER	56.895	98	86	GTS12	3:39.339	3:41.880 (97)
99	49 D.FORRIER	1:02.582	79 C.VAN LANSCHOT	1:43.130	86 J.COOKE	57.599	99	49	GTS11	3:41.514	3:42.493 (98)

SEPTEMBER 25, 26, 27, 28, 29 • 2019

GRAF VON FABER-CASTELL

GRID 1
Spa Six Hours Endurance

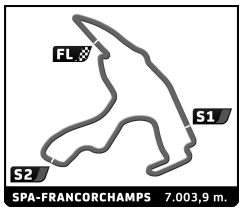

Spa Six Hours Endurance
SPA SIX HOURS
After Race

Event maximum speed

Team	Car	Class	Driver	Top Speed	Lap	Session
2	FORD GT40	GTP+	Philip WALKER	229.3	8	Qualifying
24	FORD GT40	INVITATION	Christian GL?SEL	228.8	10	Qualifying
8	FORD GT40	GTP+	David HART	226.9	9	Qualifying
99	SHELBY Cobra	GTS12	Alexis DE BEAUMONT	225.0	21	Qualifying
1	FORD GT40	GTP+	Marcus Count OEYNHAUSEN	220.9	7	Qualifying
98	FORD GT40	GTP+	Jim FARLEY	220.4	17	Qualifying
10	FORD GT40	GTP+	Oliver BRYANT	219.5	9	Qualifying
5	FORD GT40	GTP+	Tony WOOD	216.9	8	Qualifying
7	FORD GT40	GTP+	Craig DAVIES	216.4	14	Qualifying
21	FORD GT40	GTP+	Michael FUNKE	216.0	4	Qualifying
23	JAGUAR E Type	GTS12	Jon MINSHAW	216.0	7	Qualifying
93	FORD GT40	GTP+	Nikolaus DITTING	215.1	6	Qualifying
84	FORD GT40	GTP+	Maxime GUENAT	214.7	11	Qualifying
11	LOTUS Elan 26R Shapecraft	GTS10	Michael SCHRYVER	213.9	4	Qualifying
36	FORD GT40	GTP+	Karsten LE BLANC	211.8	8	Qualifying
55	JAGUAR E Type Low Drag	GTS12	Martin MELLING	211.8	3	Qualifying
197	FORD GT40 Roadster	GTP+	Rui MACEDO SILVA	210.9	18	Qualifying
30	SHELBY Cobra	GTS12	Thierry DE LATRE DU BOSQUEAU	210.1	11	Qualifying
9	FORD GT40	GTP+	Richard MEINS	209.3	4	Qualifying
62	TVR Griffith	GTS12	Michel DUPONT	208.9	18	Qualifying
92	JAGUAR E Type	GTS12	Alain JADOT	208.1	11	Qualifying
13	LOTUS Elan 26R	GTS10	Graham WILSON	207.3	15	Qualifying
87	LOTUS Elan 26R	GTS10	Nicholas PADMORE	207.3	5	Qualifying
771	FORD Falcon Sprint	CT10	Alan GREENHALGH	206.9	71	Race
160	ELVA GT160	GTP<	Michael BIRCH	206.5	10	Qualifying
74	SHELBY Cobra	GTS12	Diider GRUAU	205.3	8	Qualifying
80	ASTON MARTIN DB4 GT DP214	GTS12	Wolfgang FRIEDRICHS	205.3	15	Qualifying
76	LOTUS Elan 26R	GTS10	Shaun LYNN	204.9	4	Qualifying
25	JAGUAR E Type	GTS7	John BURTON	204.2	92	Race
133	LOTUS Elan 26R	GTS10	Anthony HANCOCK	203.8	103	Race
54	JAGUAR E Type Semi-Lightweight	GTS12	Eric DOUART	203.8	7	Qualifying
63	JAGUAR E Type	GTS12	Lukas HALUSA	203.8	94	Race
112	LOTUS Elan	GTS10	Gon?alo GOMES	203.4	5	Qualifying
186	SHELBY Cobra Daytona	GTS12	David SMITHIES	202.6	4	Qualifying
67	FORD Falcon	CT10	Philippe VERMAST	202.2	7	Qualifying
89	JAGUAR E Type	GTS12	Michael GRAY	202.2	3	Qualifying
169	LOTUS Elan 26R	GTS10	Martin EYEARS	200.4	3	Qualifying
144	FORD Falcon Sprint	CT10	Christopher GODDARD	199.3	7	Qualifying
15	MARCOS 1800 GT	GTP<	Robert HAMILTON	198.9	3	Qualifying
16	JAGUAR E Type Lightweight	GTS12	John CLARK	198.5	12	Qualifying
22	FORD Shelby Mustang 350 GT	GTS12	Henry HAMUNEN	198.5	95	Race
77	PORSCHE 911	GTS11	Pablo BRIONES	198.5	71	Race
85	LOTUS Elan 26R	GTS10	David TOMLIN	198.5	63	Race
911	PORSCHE 911	GTS11	Diederik CEYSSENS	198.5	97	Race
29	MORGAN Plus4 Supersport	GTS11	Keith AHLERS	198.2	92	Race
27	JAGUAR E Type	GTS12	Stefan ZIEGLER	197.8	93	Race
72	FORD Shelby Mustang 350 GT	GTS12	Nick SLEEP	197.8	80	Race
73	TVR GRIFFITH 400	GTS12	Kees SELDERS	197.8	89	Race
46	TVR Griffith	GTS12	Nigel REUBEN	197.1	3	Qualifying
58	JAGUAR E Type	GTS12	Katarina KYVALOVA	196.7	92	Race
71	MORGAN +4 Super Sports	GTS11	Simon OREBI GANN	196.7	5	Qualifying
166	LOTUS Elan 26R	GTS10	Rob FENN	196.4	95	Race
81	FORD GT40	GTP+	Georg NOLTE	196.4	21	Qualifying
57	FORD Falcon	CT10	Robin WARD	196.0	9	Qualifying
69	CHEVROLET Corvette C2	GTS12	Jos? BELTRAMELLI	196.0	92	Race
32	LOTUS Elan	GTS10	Jonathan FEIBER	194.9	11	Qualifying
14	ASTON MARTIN DB4 Coup?	GTS7	George MILLER	194.6	74	Race
86	FORD Shelby Mustang 350 GT	GTS12	Jeremy COOKE	194.2	19	Qualifying
35	PORSCHE 911	GTS11	Fr?d?ric DI EDIGIO	193.5	91	Race

SEPTEMBER 25, 26, 27, 28, 29 • 2019

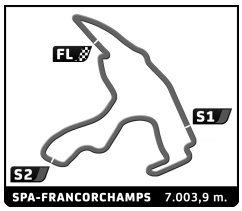

Spa Six Hours Endurance

SPA SIX HOURS

After Race

Event maximum speed

Team	Car	Class	Driver	Top Speed	Lap	Session
31	LOTUS Elan	GTS10	Christian Graf Von WEDEL	193.2	4	Qualifying
12	PORSCHE 911	GTS11	Mark BATES	192.9	89	Race
50	TRIUMPH TR4 SLR	GTS11	Brian WHITE	192.5	3	Qualifying
79	FORD Mustang	CT10	Christiaen VAN LANSCHOT	192.5	13	Qualifying
100	FORD Falcon Sprint	CT10	Bernd GEORGI	192.2	3	Qualifying
28	MARCOS 1800 GT	GTP<	Pierre-Etienne BORDET	192.2	79	Race
70	TRIUMPH TR4	GTS11	Paul LEJEUNE	191.8	84	Race
219	MG B	GTS11	Sjoerd PEEREBOOM	190.8	11	Qualifying
64	PORSCHE 911	GTS11	Uwe KOLB	190.5	83	Race
40	JAGUAR E Type	GTS12	Martin HUNT	189.1	3	Qualifying
51	TVR Grantura MK3	GTS11	Jos WYMEERSCH	188.8	86	Race
45	PORSCHE 911	GTS11	Bernard FILLIERS	188.5	9	Qualifying
20	FORD Shelby Mustang 350 GT	GTS12	Christian DUMOLIN	188.2	4	Qualifying
33	FORD Mustang	CT10	Armand LINSTER	188.2	2	Qualifying
331	FORD Mustang	CT10	Bas JANSEN	188.2	4	Qualifying
52	BIZZARRINI 5300 GT America	GTP+	Peter MÜLDER	188.2	16	Qualifying
616	FORD Mustang Notchback	CT10	Armand ADRIAANS	188.2	2	Qualifying
65	FORD Mustang Notchback	CT10	Nicholas RUDDELL	187.8	15	Qualifying
111	FORD Shelby Mustang 350 GT	GTS12	Ga?tan WOITRIN	187.2	14	Qualifying
91	MG B	GTS11	Neil FOWLER	186.9	95	Race
207	AUSTIN HEALEY 3000	GTS12	Crispin HARRIS	185.9	5	Qualifying
38	MARCOS 1800 GT	GTP<	Alexandre VIRON	185.6	23	Qualifying
95	PORSCHE 911	GTS11	John BENNETT	185.6	77	Race
41	MG B Roadster	GTS11	Simon CRIPPS	184.6	3	Qualifying
42	MG B	GTS11	Till BECHTOLSHEIMER	182.1	94	Race
17	FORD Falcon	CT10	Richard FRANKEL	181.8	7	Qualifying
44	AUSTIN HEALEY 100	GTS2	Mike THORNE	181.5	5	Qualifying
26	LOTUS Elan S1 26R	GTS10	Lee PENSON	181.2	8	Qualifying
97	FORD Mustang	CT10	Frank DEPTA	180.6	95	Race
37	PORSCHE 911	GTS11	Luc GEEBELEN	178.5	56	Race
18	TRIUMPH TR4	GTS11	Robert RAWE	177.9	5	Qualifying
19	FORD Mustang	CT10	Emiel DE WEERDT	177.0	6	Qualifying
96	AUSTIN Mini Countryman	INVITATION	Mark BURNETT	176.8	64	Race
48	AUSTIN HEALEY 3000 MK2 BJ7	GTS12	Masakazu TOTSUKA	176.5	44	Race
136	FORD Mustang	CT10	Nigel BATCHELOR	176.2	90	Race
83	MG B	GTS11	John ALLEN	176.2	3	Qualifying
78	TRIUMPH TR4	GTS11	Geraint OWEN	175.9	71	Race
161	GILBERN 1800GT	GTS11	Bob BINFIELD	174.8	11	Qualifying
75	AUSTIN HEALEY 100 M	GTS7	Olivier BLANPAIN	174.8	75	Race
49	MG B	GTS11	Didier FORRIER	172.2	17	Qualifying
47	FORD Mustang	CT10	Phil MULACEK	172.0	4	Qualifying
56	MG B	GTS11	Mark MIDGLEY	171.4	5	Qualifying
61	MG B	GTS11	Arnold HERREMAN	170.6	69	Race
110	FORD Galaxie 500XL	CT10	Richard OWEN	169.8	4	Qualifying

GRAF VON FABER-CASTELL

GRID 1
Spa Six Hours Endurance



Spa Six Hours Endurance
SPA SIX HOURS
Race
Analysis by lap

Lapped

Lap 1

Nr	Lap Time	Gap
1	3:15.885	
2	3:17.736	1.851
8	3:19.742	3.857
5	3:20.111	4.226
10	3:22.067	6.182
7	3:25.735	9.850
23	3:26.514	10.629
197	3:28.548	12.663
36	3:37.824	21.939
80	3:38.022	22.137
30	3:38.563	22.678
98	3:39.086	23.201
9	3:40.133	24.248
16	3:40.605	24.720
160	3:41.346	25.461
46	3:41.740	25.855
99	3:42.824	26.939
13	3:43.298	27.413
84	3:43.352	27.467
74	3:43.490	27.605
87	3:44.132	28.247
76	3:45.627	29.742
58	3:48.341	32.456
133	3:48.574	32.689
11	3:49.480	33.595
92	3:55.490	39.605
89	3:57.273	41.388
85	3:58.867	42.982
63	3:59.121	43.236
27	3:59.844	43.959
93	3:59.902	44.017
40	4:01.448	45.563
169	4:01.592	45.707
54	4:03.375	47.490
57	4:04.100	48.215
73	4:05.026	49.141
22	4:05.807	49.922
166	4:06.832	50.947
69	4:07.144	51.259
186	4:08.838	52.953
26	4:09.464	53.579
62	4:11.172	55.287
29	4:11.673	55.788
79	4:12.582	56.697
65	4:13.726	57.841
15	4:14.100	58.215
112	4:14.574	58.689
67	4:15.623	59.738
911	4:16.739	1:00.854
20	4:16.776	1:00.891
95	4:18.037	1:02.152
144	4:18.432	1:02.547
72	4:18.455	1:02.570
771	4:19.393	1:03.508
71	4:19.887	1:04.002
31	4:20.115	1:04.230
50	4:20.255	1:04.370
14	4:20.778	1:04.893
33	4:21.202	1:05.317
219	4:21.875	1:05.990
52	4:23.453	1:07.568
32	4:24.162	1:08.277
616	4:24.671	1:08.786
207	4:25.134	1:09.249
331	4:26.030	1:10.145
44	4:27.909	1:12.024
42	4:31.422	1:15.537
100	4:32.009	1:16.124
70	4:32.894	1:17.009
28	4:34.544	1:18.659
17	4:36.485	1:20.600
19	4:37.266	1:21.381
161	4:37.981	1:22.096
35	4:39.565	1:23.680
136	4:40.792	1:24.907
78	4:42.151	1:26.266
18	4:42.503	1:26.618
51	4:44.710	1:28.825
48	4:45.366	1:29.481
96	4:45.695	1:29.810
12	4:45.831	1:29.946
49	4:48.537	1:32.652
38	4:48.962	1:33.077
45	4:49.446	1:33.561
37	4:51.791	1:35.906
110	4:54.762	1:38.877
83	4:57.087	1:41.202
77	5:01.797	1:45.912
56	5:02.951	1:47.066
75	5:03.279	1:47.394
86	5:15.630	1:59.745
41	5:18.811	2:02.926
64	5:20.084	2:04.199
25	5:29.330	2:13.445
91	5:36.102	2:20.217
81	5:40.471	2:24.586
97	5:41.476	2:25.591
61	5:43.901	2:28.016

Lap 2

Nr	Lap Time	Gap
2	3:14.125	
1	3:17.157	1.181
8	3:16.407	4.288
5	3:17.778	6.028
10	3:18.746	8.952
23	3:20.851	15.504
197	3:21.657	18.344
80	3:21.849	28.010
30	3:27.437	34.139
36	3:29.257	35.220
9	3:29.563	37.835
160	3:29.322	38.807
46	3:29.788	39.667
99	3:30.647	41.610
84	3:31.386	42.877
98	3:35.719	42.944
13	3:32.638	44.075
87	3:32.663	44.934
16	3:36.958	45.702
74	3:34.615	46.244
58	3:30.302	46.782
76	3:33.120	46.886
93	3:20.841	48.882
92	3:28.631	52.260
133	3:36.377	53.090
11	3:36.197	53.816
27	3:28.835	56.818
89	3:38.512	1:03.924
57	3:32.422	1:04.661
40	3:37.259	1:06.846
63	3:39.610	1:06.870
85	3:42.008	1:09.014
54	3:37.723	1:09.237
22	3:37.116	1:11.062
69	3:36.673	1:11.956
26	3:34.794	1:12.397
186	3:36.765	1:13.742
166	3:40.560	1:15.531
67	3:34.609	1:18.371
29	3:40.602	1:20.414
911	3:36.212	1:21.090
169	3:52.849	1:22.580
73	3:50.461	1:23.626
112	3:41.167	1:23.880
79	3:44.043	1:24.764
31	3:38.169	1:26.423
65	3:45.756	1:27.621
15	3:46.404	1:28.643
95	3:42.621	1:28.797
33	3:42.254	1:31.595
72	3:45.621	1:32.215
50	3:44.548	1:32.942
14	3:44.480	1:33.397
20	3:48.878	1:33.793
71	3:46.908	1:34.934
144	3:50.681	1:37.252
771	3:50.347	1:37.879
219	3:47.919	1:37.933
32	3:46.161	1:38.462
44	3:43.026	1:39.074
62	4:00.463	1:39.774
52	3:49.193	1:40.785
616	3:48.242	1:41.052
331	3:47.633	1:41.802
207	3:48.752	1:42.025
42	3:43.276	1:42.837
70	3:42.088	1:43.121
100	3:44.004	1:44.152
28	3:42.147	1:44.830
17	3:42.932	1:47.556
12	3:34.417	1:48.387
19	3:44.334	1:49.739
161	3:44.647	1:50.767
7	5:00.175	1:54.049
48	3:40.598	1:54.103
35	3:48.360	1:56.064
96	3:42.600	1:56.434
18	3:46.325	1:56.967
136	3:48.820	1:57.751
78	3:48.537	1:58.827
49	3:45.396	2:02.072
51	3:51.570	2:04.419
38	3:52.944	2:10.045
45	3:53.468	2:11.053
110	3:50.736	2:13.637
37	3:56.918	2:16.848
83	3:52.839	2:18.065
75	3:56.869	2:28.287
41	3:43.023	2:29.973
64	3:43.121	2:31.344
86	3:49.529	2:33.298
25	3:37.618	2:35.087
77	4:05.861	2:35.797
56	4:06.026	2:37.116
91	3:45.762	2:50.003
97	3:46.260	2:55.875
81	3:51.093	2:59.703
61	3:49.681	3:01.721

Lap 3

Nr	Lap Time	Gap
2	3:13.758	
1	3:17.856	5.279
8	3:16.503	7.033
5	3:16.780	9.050
10	3:18.749	13.943
23	3:19.171	20.917
197	3:18.759	23.345
80	3:18.641	32.893
30	3:24.793	45.174
36	3:26.838	48.300
160	3:25.806	50.855
84	3:22.658	51.777
46	3:28.679	54.588
9	3:30.953	55.030
93	3:19.926	55.050
99	3:27.258	55.110
13	3:25.887	56.204
98	3:30.100	59.286
87	3:28.644	59.820
74	3:27.743	1:00.229
58	3:27.676	1:00.700
16	3:30.936	1:02.880
76	3:30.105	1:03.233
92	3:27.354	1:05.856
133	3:32.895	1:12.227
11	3:32.737	1:12.795
27	3:30.654	1:13.714
57	3:31.713	1:22.616
40	3:32.651	1:25.739
89	3:37.772	1:27.938
54	3:33.230	1:28.709
85	3:34.184	1:29.440
63	3:36.905	1:30.017
26	3:31.933	1:30.572
22	3:34.368	1:31.672
69	3:34.443	1:32.641
186	3:33.560	1:33.544
166	3:33.019	1:34.792
67	3:31.691	1:36.304
112	3:31.180	1:41.302
29	3:37.876	1:44.532
911	3:37.877	1:45.209
31	3:34.081	1:46.746
95	3:32.444	1:47.483
79	3:41.709	1:52.715
73	3:43.553	1:53.421
65	3:40.513	1:54.376
15	3:39.724	1:54.609
33	3:37.591	1:55.428
14	3:36.171	1:55.810
169	3:49.904	1:58.726
50	3:39.912	1:59.096
72	3:41.332	1:59.789
20	3:41.239	2:01.274
71	3:41.068	2:02.244
44	3:40.300	2:05.616
219	3:42.207	2:06.382
771	3:42.887	2:07.008
616	3:41.838	2:09.132
207	3:41.928	2:10.195
144	3:47.337	2:10.831
70	3:41.881	2:11.244
331	3:43.265	2:11.309
7	3:31.760	2:12.051
32	3:48.051	2:12.755
12	3:38.918	2:13.547
42	3:49.878	2:18.957
100	3:49.261	2:19.655
28	3:49.209	2:20.281
62	3:56.010	2:22.026
19	3:46.439	2:22.420
52	3:56.082	2:23.109
161	3:46.878	2:23.887
48	3:44.131	2:24.476
17	3:51.278	2:25.076
96	3:42.576	2:25.252
18	3:44.083	2:27.292
136	3:44.525	2:28.518
78	3:45.938	2:31.007
35	3:50.605	2:32.911
49	3:48.360	2:36.674
51	3:51.733	2:42.394
110	3:47.118	2:46.997



Spa Six Hours Endurance

SPA SIX HOURS

Race

Analysis by lap

Lapped

Nr	Lap Time	Gap
38	3:53.306	2:49.593
45	3:53.204	2:50.499
37	3:51.149	2:54.239
83	3:51.260	2:55.567
64	3:38.776	2:56.362
25	3:36.807	2:58.136
41	3:43.409	2:59.624
86	3:44.975	3:04.515
75	3:55.352	3:09.881

Lap 4

Nr	Lap Time	Gap
2	3:14.981	
91	3:45.619	1 Lap
1	3:16.865	7.163
77	4:00.444	1 Lap
56	3:59.706	1 Lap
8	3:16.469	8.521
97	3:43.809	1 Lap
5	3:19.391	13.460
10	3:20.042	19.004
23	3:18.828	24.764
61	3:52.317	1 Lap
197	3:18.518	26.882
81	3:56.518	1 Lap
80	3:20.736	38.648
30	3:25.346	55.539
36	3:23.389	56.708
93	3:16.990	57.059
84	3:23.233	1:00.029
160	3:26.747	1:02.621
46	3:28.608	1:08.215
99	3:28.986	1:09.115
9	3:29.084	1:09.133
13	3:28.316	1:09.539
98	3:27.527	1:11.832
74	3:26.948	1:12.196
58	3:27.304	1:13.023
76	3:27.578	1:15.830
16	3:29.065	1:16.964
92	3:26.830	1:17.705
87	3:40.365	1:25.204
27	3:29.687	1:28.420
11	3:31.787	1:29.601
133	3:33.380	1:30.626
57	3:29.501	1:37.136
40	3:30.770	1:41.528
89	3:33.525	1:46.482
26	3:32.289	1:47.880
85	3:34.760	1:49.219
54	3:36.345	1:50.073
63	3:35.548	1:50.584
69	3:33.901	1:51.561
186	3:33.963	1:52.526
166	3:33.465	1:53.276
22	3:37.589	1:54.280
67	3:33.148	1:54.471
112	3:32.326	1:58.647
95	3:29.456	2:01.958
29	3:35.303	2:04.854
911	3:36.283	2:06.511
31	3:36.889	2:08.654
14	3:34.026	2:14.855
79	3:39.779	2:17.513
33	3:38.860	2:19.307
15	3:41.728	2:21.356
65	3:42.900	2:22.295
7	3:25.776	2:22.846
50	3:38.980	2:23.095
72	3:39.792	2:24.600
73	3:47.104	2:25.544
71	3:41.093	2:28.356
44	3:37.933	2:28.568
20	3:46.294	2:32.587
616	3:38.908	2:33.059
207	3:38.272	2:33.486
12	3:35.774	2:34.340
169	3:50.955	2:34.700
219	3:44.231	2:35.632
70	3:39.700	2:35.963
331	3:40.184	2:36.512
771	3:45.427	2:37.454
32	3:41.783	2:39.557
144	3:43.716	2:39.566
42	3:39.541	2:43.517
100	3:39.793	2:44.467
28	3:41.511	2:46.811
48	3:38.777	2:48.272
19	3:42.265	2:49.704
96	3:39.809	2:50.080
161	3:42.580	2:51.486
52	3:46.822	2:54.950
17	3:45.829	2:55.924
18	3:44.610	2:56.921
136	3:43.847	2:57.384
62	3:51.217	2:58.262
35	3:42.292	3:00.222
78	3:46.687	3:02.713
49	3:42.493	3:04.186
51	3:46.576	3:13.989

Lap 5

Nr	Lap Time	Gap
2	3:16.537	
25	3:34.844	1 Lap
110	3:47.316	1 Lap
64	3:39.310	1 Lap
1	3:17.386	8.012
8	3:16.785	8.769
38	3:53.333	1 Lap
41	3:44.233	1 Lap
45	3:55.149	1 Lap
83	3:50.318	1 Lap
86	3:42.723	1 Lap
5	3:19.107	16.030
37	3:56.728	1 Lap
10	3:20.012	22.479
23	3:19.992	28.219
197	3:20.445	30.790
75	3:55.076	1 Lap
91	3:47.208	1 Lap
80	3:21.348	43.459
97	3:50.840	1 Lap
77	4:03.091	1 Lap
56	4:03.504	1 Lap
61	3:47.479	1 Lap
93	3:16.793	57.315
30	3:25.797	1:04.799
36	3:26.820	1:06.991
84	3:23.711	1:07.203
81	3:58.172	1 Lap
160	3:26.498	1:12.582
46	3:26.859	1:18.537
99	3:26.460	1:19.038
13	3:26.588	1:19.590
74	3:25.425	1:21.084
9	3:28.773	1:21.369
58	3:26.371	1:22.857
98	3:30.278	1:25.573
76	3:27.130	1:26.423
16	3:29.151	1:29.578
92	3:28.842	1:30.010
87	3:27.637	1:36.304
27	3:26.378	1:38.261
11	3:31.162	1:44.226
133	3:32.404	1:46.493
40	3:31.076	1:56.067
26	3:30.488	2:01.831
85	3:31.348	2:04.030
89	3:35.179	2:05.124
63	3:32.815	2:06.862
69	3:32.748	2:07.772
166	3:31.745	2:08.484
186	3:32.597	2:08.586
67	3:31.646	2:09.580
22	3:35.754	2:13.497
112	3:32.407	2:14.517
95	3:29.781	2:15.202
911	3:34.196	2:24.170
29	3:36.960	2:25.277
31	3:33.977	2:26.094
7	3:22.663	2:28.972
14	3:33.079	2:31.397
54	3:59.775	2:33.311
33	3:35.848	2:38.618
15	3:35.126	2:39.945
79	3:41.362	2:42.338
65	3:37.476	2:43.234
50	3:37.683	2:44.241
72	3:37.132	2:45.195
73	3:41.162	2:50.169
44	3:38.711	2:50.742
12	3:34.322	2:52.125
616	3:36.684	2:53.206
207	3:38.208	2:55.157
71	3:44.046	2:55.865
331	3:36.934	2:56.909
20	3:43.953	3:00.003
219	3:41.381	3:00.476
70	3:41.377	3:00.803
771	3:41.354	3:02.271
100	3:39.051	3:06.981
144	3:44.026	3:07.055
32	3:44.863	3:07.883
169	3:49.738	3:07.901
42	3:41.847	3:08.827
28	3:39.215	3:09.489
48	3:38.792	3:10.527
96	3:37.849	3:11.392
161	3:38.396	3:13.345
19	3:42.771	3:15.938

Lap 6

Nr	Lap Time	Gap
2	3:16.437	
17	3:39.073	1 Lap
52	3:40.745	1 Lap
18	3:40.209	1 Lap
136	3:41.406	1 Lap
35	3:44.303	1 Lap
8	3:20.069	12.401
1	3:21.968	13.543
62	3:50.538	1 Lap
78	3:46.655	1 Lap
49	3:45.818	1 Lap
25	3:33.716	1 Lap
5	3:19.528	19.121
51	3:47.221	1 Lap
64	3:40.852	1 Lap
10	3:22.683	28.725
110	3:43.406	1 Lap
23	3:19.917	31.699
197	3:21.865	36.218
41	3:43.585	1 Lap
86	3:41.880	1 Lap
80	3:21.479	48.501
83	3:50.651	1 Lap
45	3:53.880	1 Lap
38	3:57.520	1 Lap
37	3:54.653	1 Lap
93	3:18.248	59.126
91	3:44.623	1 Lap
75	3:53.663	1 Lap
97	3:44.468	1 Lap
84	3:23.437	1:14.203
30	3:27.393	1:15.755
36	3:27.087	1:17.641
160	3:27.121	1:23.266
99	3:25.851	1:28.452
46	3:27.379	1:29.479
74	3:25.839	1:30.486
13	3:29.251	1:32.404
61	3:53.292	1 Lap
58	3:29.261	1:35.681
9	3:31.453	1:36.385
98	3:28.145	1:37.281
76	3:28.595	1:38.581
92	3:28.391	1:41.964
77	4:09.925	1 Lap
56	4:09.090	1 Lap
87	3:27.902	1:47.769
27	3:28.369	1:50.193
11	3:31.306	1:59.095
81	4:09.373	1 Lap
133	3:37.627	2:07.683
40	3:32.866	2:12.496
26	3:29.933	2:15.327
85	3:30.272	2:17.865
69	3:31.569	2:22.904
89	3:34.911	2:23.598
166	3:32.567	2:24.614
63	3:35.280	2:25.705
67	3:33.502	2:26.645
186	3:34.882	2:27.031
95	3:31.178	2:29.943
112	3:32.656	2:30.736
22	3:37.478	2:34.538
7	3:23.351	2:35.886
31	3:33.669	2:43.326
911	3:36.211	2:43.944
29	3:37.177	2:46.017
14	3:31.611	2:46.571
15	3:34.889	2:58.397
33	3:38.320	3:00.501
72	3:37.554	3:06.312
79	3:41.673	3:07.574
65	3:41.683	3:08.480
12	3:33.567	3:09.255
50	3:41.905	3:09.709
44	3:35.417	3:09.722
73	3:39.555	3:13.287
616	3:37.497	3:14.266
207	3:36.743	3:15.463
331	3:36.117	3:16.589
71	3:39.559	3:18.987

Lap 7

Nr	Lap Time	Gap
2	3:22.296	
70	3:39.646	1 Lap
219	3:41.288	1 Lap
20	3:42.128	1 Lap
771	3:40.983	1 Lap
144	3:39.948	1 Lap
48	3:39.214	1 Lap
32	3:42.155	1 Lap
100	3:43.837	1 Lap
96	3:40.038	1 Lap
28	3:43.375	1 Lap



Spa Six Hours Endurance

SPA SIX HOURS

Race

Analysis by lap

Lapped

Nr	Lap Time	Gap
8	3:24.700	14.805
161	3:40.250	1 Lap
1	3:24.104	15.351
42	3:47.259	1 Lap
169	3:51.533	1 Lap
5	3:24.947	21.772
17	3:42.101	1 Lap
19	3:45.973	1 Lap
52	3:43.821	1 Lap
18	3:42.982	1 Lap
136	3:43.731	1 Lap
10	3:24.410	30.839
23	3:23.545	32.948
25	3:38.832	1 Lap
35	3:48.440	1 Lap
197	3:24.730	38.652
78	3:47.051	1 Lap
49	3:47.669	1 Lap
62	3:51.699	1 Lap
64	3:41.484	1 Lap
110	3:40.679	1 Lap
80	3:25.370	51.575
51	3:48.121	1 Lap
93	3:19.587	56.417
41	3:45.501	1 Lap
86	3:49.084	1 Lap
83	3:49.743	1 Lap
84	3:26.278	1:18.185
45	3:52.107	1 Lap
30	3:30.468	1:23.927
36	3:31.489	1:26.834
160	3:27.863	1:28.833
38	3:58.668	1 Lap
91	3:46.516	1 Lap
99	3:28.631	1:34.787
37	4:01.662	1 Lap
46	3:29.989	1:37.172
13	3:27.841	1:37.949
74	3:34.280	1:42.470
58	3:29.405	1:42.790
9	3:33.514	1:47.603
76	3:31.364	1:47.649
92	3:29.220	1:48.888
75	4:00.937	1 Lap
98	3:35.804	1:50.789
97	4:00.148	1 Lap
87	3:29.227	1:54.700
27	3:32.402	2:00.299
61	3:53.408	1 Lap
11	3:39.157	2:15.956
133	3:36.960	2:22.347
40	3:35.142	2:25.342
26	3:33.363	2:26.394
85	3:31.940	2:27.509
69	3:30.586	2:31.194
56	4:09.460	1 Lap
89	3:34.688	2:35.990
166	3:34.595	2:36.913
63	3:34.956	2:38.365
7	3:25.374	2:38.964
67	3:34.777	2:39.126
112	3:32.288	2:40.728
186	3:36.800	2:41.535
95	3:35.531	2:43.178
77	4:18.858	1 Lap
22	3:35.809	2:48.051
911	3:33.590	2:55.238
14	3:35.692	2:59.967
31	3:39.557	3:00.587
29	3:37.495	3:01.216
15	3:37.691	3:13.792
33	3:37.067	3:15.272
72	3:37.198	3:21.214
12	3:34.385	3:21.344

Lap 8

Nr	Lap Time	Gap
2	3:21.829	
44	3:38.483	1 Lap
79	3:41.412	1 Lap
65	3:41.396	1 Lap
50	3:40.533	1 Lap
616	3:38.114	1 Lap
207	3:38.586	1 Lap
331	3:38.163	1 Lap
8	3:23.031	16.007
71	3:41.398	1 Lap
70	3:36.439	1 Lap
73	3:47.666	1 Lap
1	3:23.684	17.206
219	3:41.093	1 Lap
771	3:41.405	1 Lap
5	3:25.860	25.803
20	3:46.305	1 Lap
144	3:45.003	1 Lap
96	3:41.101	1 Lap
32	3:45.150	1 Lap
100	3:45.454	1 Lap
28	3:44.666	1 Lap
161	3:44.511	1 Lap
10	3:28.683	37.693
23	3:26.953	38.072
54	8:06.452	2 Laps
42	3:45.536	1 Lap
197	3:25.700	42.523
48	3:53.804	1 Lap
17	3:46.652	1 Lap
169	3:48.496	1 Lap
19	3:46.576	1 Lap
18	3:45.632	1 Lap
52	3:47.028	1 Lap
136	3:45.220	1 Lap
25	3:38.218	1 Lap
80	3:24.205	53.951
93	3:20.397	54.985
35	3:47.029	1 Lap
78	3:44.420	1 Lap
49	3:43.995	1 Lap
64	3:43.308	1 Lap
62	3:51.352	1 Lap
81	5:59.036	2 Laps
51	3:47.680	1 Lap
110	3:54.396	1 Lap
41	3:42.745	1 Lap
84	3:27.526	1:23.882
30	3:27.652	1:29.750
36	3:28.577	1:33.582
99	3:31.014	1:43.972
46	3:29.949	1:45.292
13	3:29.907	1:46.027
74	3:29.914	1:50.555
83	3:56.666	1 Lap
58	3:30.808	1:51.769
45	3:53.206	1 Lap
91	3:45.695	1 Lap
9	3:31.270	1:57.044
76	3:31.265	1:57.085
92	3:30.892	1:57.951
98	3:32.810	2:01.770
87	3:29.485	2:02.356
38	3:55.708	1 Lap
37	3:59.548	1 Lap
97	3:47.228	1 Lap
27	3:38.369	2:16.839
75	3:54.978	1 Lap
11	3:35.895	2:30.022
61	3:50.423	1 Lap
133	3:34.632	2:35.150
26	3:31.116	2:35.681
7	3:23.254	2:40.389
40	3:37.041	2:40.554
69	3:34.521	2:43.886
85	3:40.979	2:46.659
166	3:34.031	2:49.115
89	3:35.200	2:49.361
112	3:31.748	2:50.647
63	3:35.607	2:52.143
186	3:33.044	2:52.750
67	3:35.613	2:52.910
95	3:34.699	2:56.048
22	3:37.335	3:03.557
911	3:35.388	3:08.797
14	3:36.041	3:14.179
31	3:36.153	3:14.911
29	3:38.388	3:17.775

Lap 9

Nr	Lap Time	Gap
2	3:19.810	
56	4:07.985	2 Laps
15	3:38.607	1 Lap
12	3:31.555	1 Lap
33	3:39.703	1 Lap
72	3:40.570	1 Lap
8	3:24.254	20.451
44	3:37.208	1 Lap
1	3:25.021	22.417
50	3:39.378	1 Lap
616	3:38.321	1 Lap
5	3:23.410	29.403
79	3:44.468	1 Lap
331	3:39.972	1 Lap
65	3:45.341	1 Lap
207	3:41.321	1 Lap
70	3:36.610	1 Lap
71	3:39.167	1 Lap
77	4:39.527	2 Laps
219	3:41.910	1 Lap
23	3:27.409	45.671
771	3:41.457	1 Lap
10	3:28.922	46.805
73	3:51.038	1 Lap
20	3:41.918	1 Lap
197	3:27.646	50.359
96	3:38.302	1 Lap
32	3:42.694	1 Lap
100	3:43.494	1 Lap
144	3:49.267	1 Lap
28	3:43.772	1 Lap
161	3:43.589	1 Lap
54	3:42.390	2 Laps
93	3:27.641	1:02.816
42	3:42.546	1 Lap
80	3:32.555	1:06.696
17	3:42.327	1 Lap
48	3:47.660	1 Lap
18	3:43.433	1 Lap
19	3:44.837	1 Lap
169	3:47.037	1 Lap
25	3:43.328	1 Lap
52	3:46.412	1 Lap
136	3:46.470	1 Lap
35	3:45.049	1 Lap
78	3:44.661	1 Lap
84	3:25.340	1:29.412
49	3:44.881	1 Lap
64	3:42.278	1 Lap
36	3:32.074	1:45.846
62	3:52.664	1 Lap
30	3:37.834	1:47.774
51	3:49.065	1 Lap
110	3:48.712	1 Lap
41	3:47.028	1 Lap
99	3:32.294	1:56.456
46	3:33.119	1:58.601
13	3:32.483	1:58.700
74	3:29.261	2:00.006
58	3:29.594	2:01.553
81	4:07.937	2 Laps
76	3:33.535	2:10.810
92	3:34.958	2:13.099
9	3:36.550	2:13.784
98	3:33.935	2:15.895
87	3:33.532	2:16.078
91	3:44.204	1 Lap
45	3:51.141	1 Lap
83	3:53.341	1 Lap
38	3:49.926	1 Lap
27	3:39.809	2:36.838
97	3:47.342	1 Lap
11	3:36.247	2:46.459
26	3:33.924	2:49.795
7	3:30.296	2:50.875
133	3:36.824	2:52.164
75	3:55.490	1 Lap
69	3:37.500	3:01.576
40	3:42.991	3:03.735
166	3:35.178	3:04.483
112	3:33.863	3:04.700
85	3:38.312	3:05.161
86	8:40.254	2 Laps
89	3:37.594	3:07.145
186	3:36.067	3:09.007
61	3:56.224	1 Lap
63	3:37.599	3:09.932
95	3:34.716	3:10.954
67	3:38.070	3:11.170
37	4:18.040	1 Lap
22	3:37.660	3:21.407

Lap 10

Nr	Lap Time	Gap
2	3:21.687	
14	3:37.310	1 Lap
31	3:37.864	1 Lap
29	3:38.274	1 Lap
8	3:22.328	21.092
1	3:21.383	22.113
12	3:35.544	1 Lap
15	3:39.859	1 Lap
911	4:01.980	1 Lap
5	3:24.101	31.817
33	3:40.483	1 Lap
44	3:37.990	1 Lap
72	3:41.090	1 Lap
50	3:38.751	1 Lap
616	3:38.769	1 Lap
331	3:35.861	1 Lap
23	3:22.747	46.731
56	4:07.634	2 Laps
70	3:37.876	1 Lap
79	3:41.734	1 Lap
207	3:40.850	1 Lap
65	3:41.389	1 Lap
71	3:39.184	1 Lap
10	3:29.670	54.788
197	3:26.206	54.878
93	3:24.152	1:05.281



Spa Six Hours Endurance

SPA SIX HOURS

Race

Analysis by lap

Lapped

Nr	Lap Time	Gap
771	3:41.361	1 Lap
219	3:43.068	1 Lap
73	3:42.561	1 Lap
96	3:40.391	1 Lap
80	3:26.941	1:11.950
20	3:46.729	1 Lap
32	3:39.496	1 Lap
100	3:40.098	1 Lap
54	3:40.474	2 Laps
161	3:41.870	1 Lap
28	3:44.506	1 Lap
42	3:43.442	1 Lap
17	3:42.061	1 Lap
19	3:39.299	1 Lap
25	3:37.602	1 Lap
48	3:43.810	1 Lap
144	3:53.877	1 Lap
18	3:42.798	1 Lap
84	3:26.720	1:34.445
52	3:41.562	1 Lap
136	3:43.506	1 Lap
169	3:48.786	1 Lap
64	3:38.406	1 Lap
35	3:45.072	1 Lap
36	3:28.109	1:52.268
78	3:46.770	1 Lap
49	3:46.563	1 Lap
30	3:28.550	1:54.637
99	3:32.746	2:07.515
46	3:33.275	2:10.189
13	3:33.499	2:10.512
74	3:32.419	2:10.738
110	3:45.530	1 Lap
58	3:35.721	2:15.587
41	3:49.670	1 Lap
51	3:51.938	1 Lap
62	3:54.645	1 Lap
76	3:32.242	2:21.365
92	3:30.150	2:21.562
9	3:32.258	2:24.355
87	3:30.608	2:24.999
98	3:31.763	2:25.971
91	3:45.351	1 Lap
27	3:36.505	2:51.656
83	3:49.210	1 Lap
45	3:51.331	1 Lap
7	3:25.546	2:54.734
26	3:32.136	3:00.244
11	3:37.608	3:02.380
38	3:54.809	1 Lap
133	3:37.718	3:08.195
69	3:30.466	3:10.355
97	3:51.139	1 Lap
112	3:31.911	3:14.924
166	3:33.093	3:15.889
85	3:34.637	3:18.111
40	3:37.577	3:19.625
186	3:34.835	3:22.155

Lap 11

Nr	Lap Time	Gap
2	3:23.540	
63	3:36.268	1 Lap
95	3:35.475	1 Lap
89	3:40.069	1 Lap
75	3:56.100	2 Laps
86	3:48.242	3 Laps
67	3:44.664	1 Lap
22	3:40.754	1 Lap
61	3:54.499	2 Laps
77	6:22.186	3 Laps
1	3:22.232	20.805
8	3:23.765	21.317
14	3:35.563	1 Lap
31	3:35.316	1 Lap
37	3:59.902	2 Laps
5	3:21.252	29.529
29	3:39.895	1 Lap
12	3:34.177	1 Lap
911	3:37.387	1 Lap
15	3:40.470	1 Lap
23	3:24.498	47.689
33	3:39.391	1 Lap
44	3:38.932	1 Lap
197	3:25.292	56.630
72	3:41.918	1 Lap
50	3:40.381	1 Lap
10	3:28.424	59.672
616	3:40.470	1 Lap
331	3:39.922	1 Lap
70	3:37.259	1 Lap
93	3:22.192	1:03.933
207	3:40.050	1 Lap
79	3:43.458	1 Lap
65	3:43.485	1 Lap
71	3:43.030	1 Lap
80	3:24.982	1:13.392
771	3:38.823	1 Lap
96	3:37.417	1 Lap
219	3:43.926	1 Lap
56	4:04.737	2 Laps
73	3:43.320	1 Lap
32	3:37.845	1 Lap
100	3:42.493	1 Lap
54	3:40.713	2 Laps
20	3:48.065	1 Lap
84	3:29.250	1:40.155
28	3:41.326	1 Lap
161	3:43.994	1 Lap
42	3:42.837	1 Lap
17	3:40.672	1 Lap
19	3:40.273	1 Lap
25	3:40.322	1 Lap
48	3:41.179	1 Lap
18	3:42.520	1 Lap
36	3:29.045	1:57.773
30	3:31.715	2:02.812
136	3:49.229	1 Lap
169	3:49.736	1 Lap
64	3:43.972	1 Lap
52	3:56.519	1 Lap
35	3:44.353	1 Lap
99	3:29.453	2:13.428
78	3:45.122	1 Lap
49	3:45.052	1 Lap
46	3:32.562	2:19.211
74	3:32.234	2:19.432
13	3:33.377	2:20.349
58	3:31.696	2:23.743
76	3:31.702	2:29.527
92	3:32.192	2:30.214
87	3:32.536	2:33.995
9	3:36.915	2:37.730
98	3:35.978	2:38.409
110	3:49.659	1 Lap
41	3:46.285	1 Lap
51	3:47.773	1 Lap
7	3:27.281	2:58.475
91	3:45.344	1 Lap
27	3:37.750	3:05.866
26	3:33.840	3:10.544
69	3:33.613	3:20.428
83	3:53.457	1 Lap
11	3:43.505	3:22.345
45	3:52.926	1 Lap

Lap 12

Nr	Lap Time	Gap
2	3:23.447	
112	3:33.220	1 Lap
133	3:40.901	1 Lap
166	3:33.851	1 Lap
85	3:35.286	1 Lap
186	3:34.837	1 Lap
40	3:37.459	1 Lap
95	3:32.926	1 Lap
38	3:56.111	2 Laps
63	3:39.152	1 Lap
89	3:40.388	1 Lap
1	3:22.800	20.158
97	3:54.810	2 Laps
67	3:35.770	1 Lap
8	3:27.615	25.485
62	4:54.588	2 Laps
5	3:25.933	32.015
22	3:40.909	1 Lap
14	3:37.828	1 Lap
31	3:37.913	1 Lap
86	3:54.425	3 Laps
75	3:58.670	2 Laps
12	3:34.907	1 Lap
29	3:39.828	1 Lap
23	3:23.955	48.197
61	3:54.549	2 Laps
77	3:56.286	3 Laps
911	3:38.565	1 Lap
197	3:25.132	58.315
15	3:40.491	1 Lap
93	3:22.611	1:03.097
10	3:27.789	1:04.014
37	4:02.402	2 Laps
33	3:42.338	1 Lap
44	3:40.485	1 Lap
72	3:41.185	1 Lap
50	3:40.267	1 Lap
616	3:40.745	1 Lap
80	3:28.202	1:18.147
331	3:40.677	1 Lap
70	3:40.246	1 Lap
207	3:40.437	1 Lap
79	3:41.311	1 Lap
65	3:41.080	1 Lap
71	3:42.818	1 Lap
96	3:38.975	1 Lap
771	3:42.424	1 Lap
219	3:43.893	1 Lap
84	3:30.546	1:47.254
32	3:43.176	1 Lap
54	3:39.407	2 Laps
100	3:45.818	1 Lap
28	3:44.558	1 Lap
161	3:44.574	1 Lap
73	3:59.565	1 Lap
42	3:45.336	1 Lap
17	3:44.804	1 Lap
19	3:46.396	1 Lap
25	3:48.241	1 Lap
36	3:38.835	2:13.161
30	3:34.560	2:13.925
56	4:10.315	2 Laps
18	3:47.836	1 Lap
48	3:52.399	1 Lap
20	4:09.484	1 Lap
99	3:35.635	2:25.616
46	3:33.214	2:28.978
136	3:49.587	1 Lap
64	3:45.621	1 Lap
74	3:37.207	2:33.192
13	3:37.142	2:34.044
52	3:49.852	1 Lap
58	3:35.268	2:35.564
169	3:52.896	1 Lap
35	3:48.860	1 Lap
92	3:31.573	2:38.340
78	3:47.858	1 Lap
76	3:34.044	2:40.124
49	3:48.586	1 Lap
87	3:31.038	2:41.586
98	3:32.504	2:47.466
9	3:37.644	2:51.927
110	3:46.047	1 Lap
41	3:47.140	1 Lap
51	3:51.734	1 Lap

Lap 13

Nr	Lap Time	Gap
2	3:21.849	
26	3:37.399	1 Lap
27	3:45.523	1 Lap
91	3:49.732	2 Laps
69	3:34.603	1 Lap
112	3:32.387	1 Lap
166	3:41.017	1 Lap
95	3:35.032	1 Lap
1	3:27.509	25.818
8	3:23.131	26.767
186	3:38.882	1 Lap
40	3:45.043	1 Lap
83	3:57.106	2 Laps
45	3:58.522	2 Laps
63	3:42.721	1 Lap
89	3:40.986	1 Lap
133	3:58.408	1 Lap
5	3:28.859	39.025
11	4:03.196	1 Lap
67	3:40.080	1 Lap
85	3:59.122	1 Lap
38	3:57.576	2 Laps
23	3:25.281	51.629
97	3:52.854	2 Laps
14	3:38.389	1 Lap
31	3:37.923	1 Lap
22	3:41.947	1 Lap
12	3:36.153	1 Lap
197	3:29.421	1:05.887
29	3:40.674	1 Lap
93	3:25.055	1:06.303
10	3:26.719	1:08.884
86	3:56.450	3 Laps
911	3:40.866	1 Lap
62	4:11.258	2 Laps
61	3:55.716	2 Laps
15	3:43.224	1 Lap
33	3:41.851	1 Lap
80	3:30.714	1:27.012
75	4:06.138	2 Laps
77	3:59.557	3 Laps
44	3:41.836	1 Lap
50	3:44.831	1 Lap
616	3:44.963	1 Lap
72	3:47.515	1 Lap
70	3:44.163	1 Lap
331	3:45.462	1 Lap
207	3:41.576	1 Lap
79	3:47.194	1 Lap
65	3:47.205	1 Lap
71	3:45.604	1 Lap
96	3:39.917	1 Lap



Spa Six Hours Endurance

SPA SIX HOURS

Race

Analysis by lap

Lapped

Nr	Lap Time	Gap
37	4:12.761	2 Laps
84	3:32.196	1:57.601
771	3:43.240	1 Lap
219	3:45.024	1 Lap
54	3:39.901	2 Laps
32	3:46.305	1 Lap
100	3:45.261	1 Lap
28	3:42.968	1 Lap
161	3:43.422	1 Lap
36	3:35.807	2:27.119
30	3:36.303	2:28.379
42	3:46.311	1 Lap
25	3:43.812	1 Lap
17	3:53.480	1 Lap
19	3:51.708	1 Lap
46	3:33.493	2:40.622
7	6:28.384	1 Lap
99	3:38.384	2:42.151
13	3:31.800	2:43.995
73	4:01.579	1 Lap
74	3:34.386	2:45.729
18	3:51.911	1 Lap
58	3:36.439	2:50.154
92	3:35.481	2:51.972
64	3:43.678	1 Lap
76	3:35.888	2:54.163
87	3:38.293	2:58.030
56	4:09.669	2 Laps
35	3:48.114	1 Lap
48	4:06.350	1 Lap
98	3:39.397	3:05.014
52	3:53.857	1 Lap
49	3:48.876	1 Lap
78	3:52.034	1 Lap
9	3:41.398	3:11.476
169	3:59.229	1 Lap
136	4:08.566	1 Lap

Lap 14

Nr	Lap Time	Gap
2	3:18.646	
110	3:51.819	2 Laps
41	3:50.032	2 Laps
26	3:34.421	1 Lap
51	3:53.908	2 Laps
112	3:33.068	1 Lap
69	3:37.062	1 Lap
1	3:22.218	29.390
27	3:44.287	1 Lap
8	3:24.025	32.146
91	3:45.294	2 Laps
166	3:33.996	1 Lap
95	3:32.363	1 Lap
186	3:35.895	1 Lap
5	3:28.724	49.103
40	3:39.455	1 Lap
63	3:37.977	1 Lap
23	3:25.978	58.961
67	3:40.594	1 Lap
89	3:45.454	1 Lap
11	3:43.780	1 Lap
85	3:41.544	1 Lap
133	3:47.059	1 Lap
93	3:21.922	1:09.579
14	3:37.599	1 Lap
83	3:57.236	2 Laps
197	3:25.919	1:13.160
31	3:38.272	1 Lap
10	3:25.002	1:15.240
45	3:58.199	2 Laps
12	3:34.119	1 Lap
22	3:42.641	1 Lap
29	3:40.034	1 Lap
38	3:58.309	2 Laps
97	3:57.340	2 Laps
80	3:27.614	1:35.980
911	3:38.609	1 Lap
86	3:48.063	3 Laps
15	3:39.272	1 Lap
33	3:41.506	1 Lap
44	3:40.854	1 Lap
50	3:38.731	1 Lap
61	3:55.565	2 Laps
70	3:37.621	1 Lap
616	3:41.747	1 Lap
331	3:41.480	1 Lap
77	3:56.417	3 Laps
72	3:46.919	1 Lap
84	3:31.739	2:10.694
75	4:01.220	2 Laps
207	3:46.746	1 Lap
62	4:15.145	2 Laps
79	3:44.286	1 Lap
96	3:42.194	1 Lap
65	3:45.328	1 Lap
71	3:43.915	1 Lap
771	3:40.690	1 Lap
54	3:37.920	2 Laps
144	14:26.914	4 Laps
219	3:42.407	1 Lap
32	3:43.265	1 Lap
36	3:31.505	2:39.978
30	3:31.666	2:41.399
37	4:07.048	2 Laps
100	3:43.211	1 Lap
161	3:42.349	1 Lap
28	3:43.593	1 Lap
46	3:30.560	2:52.536
25	3:38.922	1 Lap
13	3:30.706	2:56.055
42	3:44.707	1 Lap
99	3:35.743	2:59.248
74	3:35.911	3:02.994
58	3:33.250	3:04.758
92	3:33.348	3:06.674
76	3:32.108	3:07.625
17	3:46.745	1 Lap
19	3:47.606	1 Lap
87	3:33.750	3:13.134
18	3:46.479	1 Lap
64	3:41.958	1 Lap
73	3:53.373	1 Lap

Lap 15

Nr	Lap Time	Gap
2	3:23.362	
98	3:37.307	1 Lap
35	3:45.158	2 Laps
9	3:40.473	1 Lap
48	3:49.609	2 Laps
49	3:46.038	2 Laps
78	3:47.119	2 Laps
52	3:52.081	2 Laps
169	3:48.269	2 Laps
1	3:19.786	25.814
56	4:05.807	3 Laps
136	3:52.242	2 Laps
26	3:33.873	1 Lap
8	3:21.791	30.575
112	3:30.685	1 Lap
69	3:33.943	1 Lap
110	3:50.159	2 Laps
166	3:31.969	1 Lap
95	3:31.722	1 Lap
5	3:24.454	50.195
41	3:59.073	2 Laps
27	3:42.414	1 Lap
51	3:48.975	2 Laps
186	3:32.917	1 Lap
91	3:44.242	2 Laps
23	3:24.327	59.926
40	3:35.964	1 Lap
63	3:35.450	1 Lap
93	3:23.782	1:09.999
197	3:26.708	1:16.506
89	3:36.635	1 Lap
10	3:27.061	1:18.939
67	3:40.479	1 Lap
11	3:38.937	1 Lap
85	3:38.552	1 Lap
14	3:34.373	1 Lap
133	3:39.549	1 Lap
31	3:36.007	1 Lap
12	3:34.275	1 Lap
22	3:39.075	1 Lap
80	3:28.972	1:41.590
83	3:53.162	2 Laps
29	3:38.732	1 Lap
45	3:54.430	2 Laps
38	3:51.194	2 Laps
911	3:44.618	1 Lap
97	3:51.975	2 Laps
15	3:39.592	1 Lap
33	3:38.427	1 Lap
44	3:38.010	1 Lap
86	3:47.682	3 Laps
70	3:36.020	1 Lap
50	3:37.909	1 Lap
84	3:29.914	2:17.246
616	3:40.254	1 Lap
331	3:40.208	1 Lap
61	3:53.195	2 Laps
207	3:42.572	1 Lap
72	3:46.799	1 Lap
77	3:51.218	3 Laps
96	3:39.315	1 Lap
79	3:41.727	1 Lap
65	3:41.786	1 Lap
771	3:40.170	1 Lap
71	3:43.961	1 Lap
54	3:36.170	2 Laps
75	3:58.695	2 Laps
36	3:30.956	2:47.572
30	3:30.174	2:48.211
144	3:44.159	4 Laps
219	3:43.416	1 Lap
32	3:43.671	1 Lap
62	4:08.716	2 Laps
46	3:33.127	3:02.301
13	3:30.584	3:03.277
28	3:39.834	1 Lap
161	3:42.758	1 Lap
100	3:45.247	1 Lap
99	3:33.589	3:09.475
58	3:30.222	3:11.618
25	3:40.113	1 Lap
74	3:32.868	3:12.500
92	3:30.275	3:13.587
76	3:30.622	3:14.885
87	3:28.445	3:18.217
42	3:46.676	1 Lap

Lap 16

Nr	Lap Time	Gap
2	3:20.618	
17	3:43.543	2 Laps
19	3:43.105	2 Laps
20	11:09.045	4 Laps
18	3:41.518	2 Laps
64	3:40.803	2 Laps
98	3:34.145	1 Lap
37	4:13.754	3 Laps
73	3:47.301	2 Laps
9	3:35.787	1 Lap
1	3:21.171	26.367
35	3:44.529	2 Laps
8	3:24.324	34.281
49	3:45.298	2 Laps
78	3:46.222	2 Laps
26	3:33.128	1 Lap
52	3:47.358	2 Laps
112	3:31.982	1 Lap
169	3:46.947	2 Laps
5	3:24.645	54.222
48	4:03.446	2 Laps
69	3:37.048	1 Lap
95	3:30.675	1 Lap
166	3:33.267	1 Lap
136	3:53.342	2 Laps
23	3:23.654	1:02.962
186	3:33.133	1 Lap
110	3:48.330	2 Laps
27	3:40.716	1 Lap
93	3:21.739	1:11.120
56	4:05.388	3 Laps
197	3:22.208	1:18.096
51	3:48.746	2 Laps
91	3:44.569	2 Laps
10	3:21.987	1:20.308
40	3:34.461	1 Lap
63	3:35.372	1 Lap
14	3:34.073	1 Lap
89	3:40.173	1 Lap
67	3:39.168	1 Lap
85	3:37.709	1 Lap
11	3:38.950	1 Lap
12	3:32.812	1 Lap
133	3:38.023	1 Lap
31	3:36.115	1 Lap
80	3:25.085	1:46.057
22	3:37.940	1 Lap
29	3:38.612	1 Lap
911	3:35.519	1 Lap
83	3:52.294	2 Laps
15	3:38.288	1 Lap
45	3:52.588	2 Laps
33	3:38.429	1 Lap
44	3:37.126	1 Lap
84	3:29.041	2:25.669
97	3:49.205	2 Laps
70	3:36.225	1 Lap
38	3:55.002	2 Laps
86	3:46.620	3 Laps
50	3:43.266	1 Lap
616	3:38.290	1 Lap
331	3:38.030	1 Lap
207	3:39.126	1 Lap
72	3:40.657	1 Lap
96	3:38.748	1 Lap
79	3:41.725	1 Lap
30	3:30.265	2:57.858
771	3:39.451	1 Lap
54	3:36.450	2 Laps
65	3:42.863	1 Lap
36	3:34.816	3:01.770
71	3:42.672	1 Lap
61	3:56.668	2 Laps
77	3:52.786	3 Laps



Spa Six Hours Endurance

SPA SIX HOURS

Race

Analysis by lap

Lapped

Nr	Lap Time	Gap
13	3:29.666	3:12.325
219	3:40.524	1 Lap
46	3:31.861	3:13.544
144	3:43.710	4 Laps
32	3:41.554	1 Lap
99	3:31.562	3:20.419
58	3:31.500	3:22.500

Lap 17

Nr	Lap Time	Gap
2	3:22.809	
28	3:38.491	2 Laps
161	3:39.009	2 Laps
92	3:33.279	1 Lap
74	3:35.095	1 Lap
76	3:33.113	1 Lap
87	3:31.591	1 Lap
75	4:04.056	3 Laps
25	3:43.279	2 Laps
100	3:47.549	2 Laps
42	3:44.492	2 Laps
1	3:19.535	23.093
20	3:37.179	4 Laps
98	3:36.011	1 Lap
17	3:43.907	2 Laps
19	3:43.849	2 Laps
64	3:40.141	2 Laps
8	3:22.104	33.576
62	4:18.186	3 Laps
18	3:47.955	2 Laps
9	3:39.700	1 Lap
26	3:29.874	1 Lap
35	3:43.665	2 Laps
112	3:30.044	1 Lap
73	3:53.584	2 Laps
37	4:02.112	3 Laps
5	3:24.348	55.761
49	3:44.531	2 Laps
23	3:20.521	1:00.674
69	3:31.127	1 Lap
95	3:31.146	1 Lap
78	3:48.049	2 Laps
52	3:46.774	2 Laps
166	3:32.580	1 Lap
93	3:21.223	1:09.534
169	3:47.253	2 Laps
186	3:29.758	1 Lap
10	3:21.291	1:18.790
197	3:24.530	1:19.817
136	3:48.036	2 Laps
27	3:38.461	1 Lap
40	3:34.436	1 Lap
110	3:50.069	2 Laps
63	3:35.060	1 Lap
91	3:42.174	2 Laps
14	3:33.036	1 Lap
51	3:51.622	2 Laps
80	3:28.159	1:51.407
85	3:35.480	1 Lap
56	4:02.879	3 Laps
12	3:35.050	1 Lap
89	3:39.784	1 Lap
67	3:39.486	1 Lap
133	3:38.046	1 Lap
11	3:40.246	1 Lap
31	3:38.487	1 Lap
22	3:37.268	1 Lap
41	8:10.398	3 Laps
911	3:36.031	1 Lap
84	3:26.336	2:29.196
15	3:38.310	1 Lap
33	3:36.730	1 Lap
44	3:38.730	1 Lap
83	3:53.003	2 Laps
70	3:37.719	1 Lap
45	3:56.971	2 Laps
97	3:48.021	2 Laps
616	3:38.472	1 Lap
50	3:41.306	1 Lap
331	3:39.605	1 Lap
30	3:29.056	3:04.105
86	3:52.038	3 Laps
38	3:56.679	2 Laps
207	3:40.407	1 Lap
36	3:30.585	3:09.546
96	3:38.623	1 Lap
72	3:42.773	1 Lap
54	3:37.129	2 Laps
771	3:38.311	1 Lap
79	3:43.822	1 Lap
65	3:41.785	1 Lap

Lap 18

Nr	Lap Time	Gap
2	3:20.259	
13	3:32.316	1 Lap
71	3:42.501	2 Laps
46	3:37.174	1 Lap
99	3:32.691	1 Lap
58	3:31.554	1 Lap
219	3:42.006	2 Laps
92	3:29.273	1 Lap
76	3:30.836	1 Lap
87	3:31.128	1 Lap
61	3:54.709	3 Laps
77	3:55.233	4 Laps
29	5:01.988	2 Laps
28	3:39.910	2 Laps
144	3:48.168	5 Laps
32	3:44.942	2 Laps
1	3:21.624	24.458
25	3:37.416	2 Laps
161	3:47.515	2 Laps
100	3:42.025	2 Laps
8	3:24.814	38.131
48	6:32.556	3 Laps
42	3:43.131	2 Laps
75	4:00.480	3 Laps
98	3:41.619	1 Lap
19	3:41.339	2 Laps
64	3:40.692	2 Laps
20	3:47.286	4 Laps
74	4:09.902	1 Lap
17	3:46.050	2 Laps
9	3:33.562	1 Lap
5	3:22.209	57.711
26	3:30.592	1 Lap
18	3:41.833	2 Laps
112	3:27.946	1 Lap
23	3:24.808	1:05.223
93	3:19.338	1:08.613
69	3:30.907	1 Lap
35	3:43.382	2 Laps
95	3:31.455	1 Lap
166	3:31.691	1 Lap
10	3:23.395	1:21.926
73	3:49.488	2 Laps
197	3:23.680	1:23.238
49	3:46.372	2 Laps
186	3:36.025	1 Lap
78	3:47.581	2 Laps
52	3:48.250	2 Laps
169	3:46.196	2 Laps
37	4:03.648	3 Laps
27	3:33.048	1 Lap
62	4:31.470	3 Laps
40	3:34.588	1 Lap
63	3:35.771	1 Lap
80	3:23.083	1:54.231
136	3:51.338	2 Laps
91	3:40.551	2 Laps
14	3:35.499	1 Lap
110	3:48.342	2 Laps
85	3:32.624	1 Lap
12	3:32.357	1 Lap
89	3:36.475	1 Lap
67	3:36.528	1 Lap
31	3:36.863	1 Lap
11	3:40.044	1 Lap
51	3:49.031	2 Laps
133	3:43.428	1 Lap
22	3:38.225	1 Lap
56	3:58.705	3 Laps
84	3:25.861	2:34.798
911	3:36.423	1 Lap
41	3:47.912	3 Laps
15	3:37.123	1 Lap
44	3:38.220	1 Lap
70	3:36.669	1 Lap
33	3:48.449	1 Lap
616	3:38.251	1 Lap
30	3:28.691	3:12.537
331	3:38.840	1 Lap
50	3:41.285	1 Lap
83	3:52.954	2 Laps

Lap 19

Nr	Lap Time	Gap
2	3:17.653	
97	3:47.112	3 Laps
36	3:31.627	1 Lap
45	3:51.951	3 Laps
207	3:40.458	2 Laps
96	3:38.116	2 Laps
86	3:46.223	4 Laps
13	3:29.484	1 Lap
72	3:39.891	2 Laps
54	3:39.690	3 Laps
771	3:40.573	2 Laps
46	3:32.169	1 Lap
65	3:41.098	2 Laps
99	3:31.443	1 Lap
92	3:30.056	1 Lap
58	3:32.029	1 Lap
38	3:57.153	3 Laps
1	3:19.611	26.416
71	3:41.334	2 Laps
76	3:29.637	1 Lap
87	3:29.048	1 Lap
219	3:40.135	2 Laps
28	3:37.626	2 Laps
79	4:00.597	2 Laps
32	3:43.778	2 Laps
25	3:38.450	2 Laps
61	3:52.472	3 Laps
144	3:50.452	5 Laps
161	3:42.379	2 Laps
77	3:54.407	4 Laps
100	3:40.165	2 Laps
5	3:23.396	1:03.454
20	3:34.770	4 Laps
42	3:45.860	2 Laps
19	3:40.748	2 Laps
64	3:40.993	2 Laps
23	3:28.605	1:16.175
112	3:34.510	1 Lap
26	3:36.675	1 Lap
93	3:27.667	1:18.627
9	3:43.479	1 Lap
17	3:49.829	2 Laps
18	3:45.882	2 Laps
75	4:01.234	3 Laps
69	3:39.370	1 Lap
95	3:39.105	1 Lap
197	3:32.012	1:37.597
10	3:33.957	1:38.230
166	3:36.854	1 Lap
48	4:22.159	3 Laps
35	3:51.653	2 Laps
186	3:38.445	1 Lap
49	3:51.751	2 Laps
73	3:55.456	2 Laps
27	3:41.868	1 Lap
52	3:51.096	2 Laps
40	3:44.408	1 Lap
78	3:59.380	2 Laps
80	3:40.735	2:17.313
169	3:58.918	2 Laps
63	4:01.871	1 Lap
37	4:17.370	3 Laps
14	3:55.216	1 Lap
85	3:54.459	1 Lap
12	3:54.293	1 Lap
74	5:06.314	1 Lap
136	4:03.807	2 Laps
91	4:02.590	2 Laps
89	3:53.051	1 Lap
67	3:52.952	1 Lap
31	3:52.891	1 Lap
110	4:05.724	2 Laps
11	3:54.010	1 Lap
133	3:51.768	1 Lap
51	3:55.818	2 Laps
22	3:51.742	1 Lap
84	3:41.455	2:58.600
56	4:03.203	3 Laps
911	3:50.856	1 Lap
41	3:49.616	3 Laps
15	3:50.104	1 Lap
44	3:45.895	1 Lap
70	3:45.547	1 Lap
29	6:28.388	2 Laps
33	3:46.923	1 Lap
30	3:41.086	3:35.970
616	3:46.335	1 Lap
331	3:45.732	1 Lap
50	3:46.191	1 Lap

Lap 20

Nr	Lap Time	Gap
2	3:49.393	
36	4:04.557	1 Lap
97	4:07.555	3 Laps
45	4:09.073	3 Laps
83	4:17.603	3 Laps
207	4:06.947	2 Laps
96	4:07.077	2 Laps
13	4:06.519	1 Lap
86	4:10.089	4 Laps
72	4:08.296	2 Laps
771	4:07.448	2 Laps
46	4:06.012	1 Lap
99	4:05.057	1 Lap
65	4:06.548	2 Laps
92	4:06.576	1 Lap
58	4:07.946	1 Lap
1	4:07.759	44.782
71	4:08.517	2 Laps
76	4:09.662	1 Lap



Spa Six Hours Endurance

SPA SIX HOURS

Race

Analysis by lap

Lapped

Nr	Lap Time	Gap
54	4:22.507	3 Laps
87	4:10.175	1 Lap
38	4:20.690	3 Laps
219	5:16.732	2 Laps
28	5:13.008	2 Laps
32	5:07.116	2 Laps
25	5:07.694	2 Laps
144	5:05.596	5 Laps
161	5:05.372	2 Laps
77	5:06.135	4 Laps
100	5:06.040	2 Laps
5	5:01.134	2:15.195
20	4:57.131	4 Laps
61	5:15.032	3 Laps
62	7:44.265	4 Laps
42	5:00.072	2 Laps
19	5:00.185	2 Laps
64	5:00.427	2 Laps
23	5:01.631	2:28.413
112	5:02.004	1 Lap
26	5:01.691	1 Lap
93	5:02.182	2:31.416
9	5:01.566	1 Lap
17	4:58.095	2 Laps
18	4:58.370	2 Laps
75	4:55.874	3 Laps
69	4:54.367	1 Lap
95	4:54.057	1 Lap
197	4:54.216	2:42.420
10	4:55.258	2:44.095
166	4:56.344	1 Lap
48	4:50.660	3 Laps
35	4:51.617	2 Laps
186	4:52.007	1 Lap
49	4:44.395	2 Laps
73	4:43.989	2 Laps
27	4:41.682	1 Lap
52	4:37.128	2 Laps
40	4:34.993	1 Lap
80	4:33.286	3:01.206
98	9:21.839	2 Laps
63	4:40.658	1 Lap
37	4:39.511	3 Laps
14	4:38.954	1 Lap
85	4:38.686	1 Lap
12	4:38.759	1 Lap
136	4:37.508	2 Laps
91	4:37.457	2 Laps
89	4:36.243	1 Lap
67	4:36.038	1 Lap
31	4:35.008	1 Lap
110	4:34.751	2 Laps
11	4:34.492	1 Lap
133	4:34.970	1 Lap
51	4:34.447	2 Laps
22	4:32.822	1 Lap
84	4:32.899	3:42.106
56	4:18.023	3 Laps
911	4:18.511	1 Lap
41	4:17.968	3 Laps
15	4:12.549	1 Lap
44	4:13.858	1 Lap
78	5:25.569	2 Laps
70	4:13.582	1 Lap
29	4:12.446	2 Laps
33	4:09.955	1 Lap
616	4:05.091	1 Lap
331	4:04.597	1 Lap
30	4:18.755	4:05.332
50	4:11.181	1 Lap
36	3:48.354	4:06.779
97	3:56.121	2 Laps
13	4:00.591	4:31.121
45	4:06.219	2 Laps
72	4:00.627	1 Lap
771	4:01.180	1 Lap
46	3:58.232	4:37.017
207	4:09.962	1 Lap
96	4:09.911	1 Lap
99	3:58.580	4:38.076
65	3:59.119	1 Lap
86	4:08.321	3 Laps
169	6:18.163	2 Laps
92	4:05.804	4:47.843
58	4:05.844	4:49.759

Lap 21

Nr	Lap Time	Gap
1	4:07.644	
71	4:07.574	2 Laps
76	4:06.890	1 Lap
87	4:05.488	1 Lap
2	4:55.771	3.345
219	4:36.674	2 Laps
28	4:35.987	2 Laps
32	4:35.173	2 Laps
25	4:34.090	2 Laps
144	4:32.748	5 Laps
77	4:31.424	4 Laps
100	4:31.888	2 Laps
5	4:34.280	1:57.049
161	4:39.331	2 Laps
20	4:35.219	4 Laps
42	4:33.072	2 Laps
19	4:32.711	2 Laps
62	4:34.433	4 Laps
64	4:32.760	2 Laps
23	4:29.876	2:05.863
112	4:29.303	1 Lap
26	4:29.106	1 Lap
93	4:28.237	2:07.227
9	4:28.799	1 Lap
17	4:28.264	2 Laps
18	4:28.431	2 Laps
75	4:29.492	3 Laps
69	4:26.422	1 Lap
197	4:25.692	2:15.686
95	4:26.721	1 Lap
10	4:25.124	2:16.793
166	4:24.215	1 Lap
48	4:23.502	3 Laps
35	4:22.194	2 Laps
186	4:21.683	1 Lap
49	4:22.707	2 Laps
73	4:22.441	2 Laps
27	4:22.254	1 Lap
40	4:21.630	1 Lap
80	4:19.616	2:28.396
98	4:18.190	2 Laps
83	6:59.476	3 Laps
52	4:31.477	2 Laps
63	4:42.439	1 Lap
14	4:43.583	1 Lap
12	4:42.833	1 Lap
85	4:45.128	1 Lap
31	4:43.101	1 Lap
67	4:46.455	1 Lap
89	4:47.688	1 Lap
136	4:49.948	2 Laps
91	4:49.993	2 Laps
11	4:44.304	1 Lap
84	4:40.601	3:30.281
133	4:44.756	1 Lap
911	4:39.682	1 Lap
70	4:34.669	1 Lap
15	4:41.429	1 Lap
22	4:48.179	1 Lap
51	4:51.609	2 Laps
41	4:46.895	3 Laps
33	4:38.277	1 Lap
29	4:40.596	2 Laps
36	4:28.757	3:43.110
37	5:07.829	3 Laps
78	4:46.086	2 Laps
616	4:40.461	1 Lap
13	4:07.084	3:45.779
56	4:55.607	3 Laps
331	4:44.468	1 Lap
771	4:06.956	1 Lap
61	6:24.826	3 Laps
99	4:05.228	3:50.878
72	4:09.813	1 Lap
110	5:07.836	2 Laps
44	4:55.761	1 Lap
97	4:32.826	2 Laps
54	8:02.113	3 Laps

Lap 22

Nr	Lap Time	Gap
1	4:01.711	
65	4:16.859	2 Laps
87	4:04.735	1 Lap
76	4:06.262	1 Lap
2	4:05.799	7.433
58	4:13.158	1 Lap
46	4:26.399	1 Lap
71	4:11.299	2 Laps
169	4:20.271	3 Laps
74	10:31.397	3 Laps
38	8:34.108	4 Laps
50	5:25.421	2 Laps
79	12:57.786	4 Laps
5	3:24.894	1:20.232
92	5:28.253	1 Lap
28	3:38.265	2 Laps
25	3:36.686	2 Laps
219	3:40.642	2 Laps
32	3:40.347	2 Laps
93	3:21.888	1:27.404
23	3:25.449	1:29.601
20	3:34.952	4 Laps
112	3:30.212	1 Lap
144	3:45.842	5 Laps
100	3:43.968	2 Laps
77	3:47.891	4 Laps
197	3:27.139	1:41.114
9	3:35.486	1 Lap
10	3:28.786	1:43.868
64	3:40.687	2 Laps
19	3:43.660	2 Laps
42	3:45.491	2 Laps
69	3:35.249	1 Lap
95	3:34.270	1 Lap
166	3:33.166	1 Lap
98	3:22.916	2 Laps
26	3:48.167	1 Lap
17	3:44.619	2 Laps
18	3:44.371	2 Laps
80	3:28.428	1:55.113
186	3:35.514	1 Lap
27	3:34.550	1 Lap
35	3:46.611	2 Laps
40	3:41.419	1 Lap
75	3:57.208	3 Laps
73	3:50.321	2 Laps
62	4:22.030	4 Laps
83	3:53.374	3 Laps
48	4:10.051	3 Laps
12	3:31.704	1 Lap
63	3:37.912	1 Lap
14	3:35.157	1 Lap
84	3:25.028	2:53.598
45	7:16.588	3 Laps
85	3:34.744	1 Lap
31	3:34.283	1 Lap
67	3:34.549	1 Lap
89	3:35.725	1 Lap
133	3:35.074	1 Lap
911	3:36.325	1 Lap
11	3:41.055	1 Lap
70	3:36.590	1 Lap
15	3:36.661	1 Lap
91	3:43.626	2 Laps
36	3:30.711	3:12.110
22	3:39.673	1 Lap
13	3:32.183	3:16.251
136	3:50.335	2 Laps
33	3:39.454	1 Lap
29	3:39.866	2 Laps

Lap 23

Nr	Lap Time	Gap
1	3:21.057	
616	3:39.874	2 Laps
51	3:47.490	3 Laps
99	3:36.171	1 Lap
41	3:47.499	4 Laps
331	3:38.404	2 Laps
771	3:39.286	2 Laps
72	3:44.344	2 Laps
87	3:30.056	1 Lap
78	3:54.000	3 Laps
76	3:30.787	1 Lap
2	3:33.362	19.738
58	3:32.978	1 Lap
56	3:59.126	4 Laps
97	3:49.846	3 Laps
65	3:43.857	2 Laps
30	8:38.107	2 Laps
71	3:40.125	2 Laps
61	4:06.754	4 Laps
54	4:02.174	4 Laps
169	3:49.488	3 Laps
96	8:35.217	3 Laps
50	3:44.303	2 Laps
207	8:48.468	3 Laps
38	3:58.913	4 Laps
5	3:18.888	1:18.063
93	3:18.963	1:25.310
79	3:50.697	4 Laps
23	3:21.156	1:29.700
25	3:34.847	2 Laps
28	3:40.225	2 Laps
219	3:39.364	2 Laps
20	3:32.904	4 Laps
197	3:25.168	1:45.225
112	3:31.801	1 Lap
10	3:25.157	1:47.968
92	3:47.601	1 Lap
32	3:43.335	2 Laps
98	3:23.090	2 Laps
100	3:42.599	2 Laps
69	3:32.558	1 Lap
166	3:33.149	1 Lap
95	3:34.425	1 Lap
80	3:28.173	2:02.229
144	3:50.270	5 Laps
9	3:42.113	1 Lap



Spa Six Hours Endurance

SPA SIX HOURS

Race

Analysis by lap

Lapped

Nr	Lap Time	Gap
19	3:42.245	2 Laps
47	21:24.967	22 Laps
186	3:34.846	1 Lap
64	3:46.822	2 Laps
42	3:45.684	2 Laps
27	3:35.733	1 Lap
77	3:56.216	4 Laps
161	7:39.677	3 Laps
17	3:42.924	2 Laps
18	3:45.884	2 Laps
40	3:34.975	1 Lap
35	3:44.881	2 Laps
73	3:43.548	2 Laps
75	3:50.316	3 Laps
84	3:24.903	2:57.444
12	3:32.479	1 Lap
14	3:31.575	1 Lap
85	3:33.004	1 Lap
63	3:35.995	1 Lap
83	4:05.565	3 Laps
48	4:03.413	3 Laps
67	3:36.004	1 Lap
45	3:43.077	3 Laps
133	3:36.378	1 Lap
62	4:16.275	4 Laps
89	3:39.590	1 Lap
36	3:31.180	3:22.233

Lap 24

Nr	Lap Time	Gap
1	3:22.388	
911	3:36.813	2 Laps
31	3:47.171	2 Laps
15	3:36.155	2 Laps
13	3:31.637	1 Lap
70	3:39.057	2 Laps
22	3:38.897	2 Laps
91	3:43.546	3 Laps
33	3:37.454	2 Laps
44	7:04.364	3 Laps
11	3:48.944	2 Laps
29	3:40.109	3 Laps
99	3:34.911	1 Lap
136	3:45.056	3 Laps
616	3:39.937	2 Laps
87	3:30.017	1 Lap
331	3:40.023	2 Laps
771	3:39.532	2 Laps
76	3:33.388	1 Lap
58	3:30.300	1 Lap
51	3:47.283	3 Laps
2	3:32.501	29.851
41	3:47.988	4 Laps
30	3:27.398	2 Laps
72	3:43.640	2 Laps
78	3:47.580	3 Laps
97	3:41.989	3 Laps
71	3:38.046	2 Laps
65	3:43.212	2 Laps
56	3:53.807	4 Laps
54	3:53.228	4 Laps
169	3:49.514	3 Laps
96	3:35.389	3 Laps
61	4:01.190	4 Laps
5	3:18.516	1:14.191
93	3:17.699	1:20.621
50	3:42.343	2 Laps
207	3:41.058	3 Laps
23	3:22.510	1:29.822
197	3:21.042	1:43.879
10	3:23.705	1:49.285
52	9:59.238	4 Laps
20	3:30.573	4 Laps
25	3:37.148	2 Laps
98	3:23.184	2 Laps
38	4:00.659	4 Laps
112	3:34.279	1 Lap
28	3:38.571	2 Laps
219	3:40.389	2 Laps
80	3:25.232	2:05.073
69	3:28.290	1 Lap
79	4:02.807	4 Laps
32	3:42.158	2 Laps
166	3:30.505	1 Lap
95	3:30.345	1 Lap
92	3:44.047	1 Lap
9	3:32.060	1 Lap
100	3:41.058	2 Laps
186	3:29.675	1 Lap
27	3:32.467	1 Lap
19	3:40.580	2 Laps
64	3:39.196	2 Laps
144	3:45.518	5 Laps
47	3:43.257	22 Laps
42	3:43.399	2 Laps
40	3:35.710	1 Lap
17	3:42.573	2 Laps
18	3:42.284	2 Laps
77	3:50.056	4 Laps
161	3:54.026	3 Laps
35	3:44.981	2 Laps
73	3:43.408	2 Laps
84	3:25.298	3:00.354
12	3:32.416	1 Lap
14	3:33.012	1 Lap
63	3:34.081	1 Lap
85	3:34.591	1 Lap

Lap 25

Nr	Lap Time	Gap
1	3:20.702	
75	4:11.270	4 Laps
67	3:36.673	2 Laps
133	3:36.439	2 Laps
31	3:35.703	2 Laps
911	3:38.095	2 Laps
13	3:34.411	1 Lap
36	3:40.003	1 Lap
15	3:38.375	2 Laps
89	3:44.006	2 Laps
83	3:55.038	4 Laps
70	3:38.087	2 Laps
45	3:48.930	4 Laps
99	3:33.478	1 Lap
22	3:39.913	2 Laps
33	3:39.220	2 Laps
44	3:39.300	3 Laps
91	3:41.407	3 Laps
87	3:31.364	1 Lap
48	4:07.828	4 Laps
110	10:50.557	5 Laps
616	3:38.171	2 Laps
29	3:41.676	3 Laps
58	3:31.067	1 Lap
76	3:32.905	1 Lap
771	3:36.570	2 Laps
30	3:28.506	2 Laps
331	3:39.972	2 Laps
2	3:33.660	42.809
136	3:48.599	3 Laps
62	4:17.716	5 Laps
51	3:46.804	3 Laps
72	3:40.851	2 Laps
41	3:45.677	4 Laps
65	3:42.077	2 Laps
78	3:50.109	3 Laps
71	3:48.679	2 Laps
5	3:19.864	1:13.353
93	3:18.110	1:18.029
97	3:59.327	3 Laps
37	11:47.037	6 Laps
96	3:35.148	3 Laps
56	3:56.225	4 Laps
23	3:23.780	1:32.900
169	3:45.476	3 Laps
197	3:21.829	1:45.006
50	3:47.088	2 Laps
54	4:01.306	4 Laps
10	3:21.932	1:50.515
61	4:00.800	4 Laps
98	3:23.694	2 Laps
20	3:28.661	4 Laps
11	5:18.185	2 Laps
25	3:40.629	2 Laps
80	3:28.806	2:13.177
28	3:39.956	2 Laps
69	3:33.655	1 Lap
219	3:39.795	2 Laps
166	3:32.558	1 Lap
112	3:44.806	1 Lap
95	3:32.538	1 Lap
207	4:15.919	3 Laps
52	3:55.008	4 Laps
32	3:38.369	2 Laps
38	3:57.069	4 Laps
9	3:36.536	1 Lap
186	3:34.346	1 Lap
92	3:41.943	1 Lap
27	3:30.836	1 Lap
100	3:39.341	2 Laps
19	3:37.263	2 Laps
64	3:37.818	2 Laps
40	3:34.483	1 Lap
144	3:42.301	5 Laps
47	3:41.367	22 Laps
42	3:40.801	2 Laps
17	3:39.430	2 Laps
18	3:42.671	2 Laps
77	3:47.228	4 Laps
84	3:28.057	3:07.709

Lap 26

Nr	Lap Time	Gap
1	3:17.129	
35	3:45.689	3 Laps
161	3:55.390	4 Laps
12	3:32.922	2 Laps
85	3:31.019	2 Laps
63	3:33.137	2 Laps
14	3:42.007	2 Laps
73	4:01.979	3 Laps
67	3:33.956	2 Laps
133	3:35.500	2 Laps
13	3:30.783	1 Lap
31	3:34.616	2 Laps
911	3:34.689	2 Laps
15	3:33.978	2 Laps
70	3:36.236	2 Laps
99	3:31.495	1 Lap
45	3:38.819	4 Laps
87	3:30.355	1 Lap
89	3:42.965	2 Laps
75	3:57.961	4 Laps
44	3:36.182	3 Laps
22	3:38.834	2 Laps
33	3:39.413	2 Laps
58	3:31.764	1 Lap
30	3:30.227	2 Laps
91	3:40.859	3 Laps
76	3:34.679	1 Lap
83	3:52.915	4 Laps
2	3:32.442	58.122
616	3:40.018	2 Laps
29	3:40.040	3 Laps
331	3:38.500	2 Laps
771	3:53.298	2 Laps
5	3:21.359	1:17.583
48	3:58.826	4 Laps
136	3:48.654	3 Laps
72	3:41.581	2 Laps
93	3:18.520	1:19.420
41	3:48.425	4 Laps
51	3:52.599	3 Laps
71	3:36.168	2 Laps
110	4:15.583	5 Laps
65	3:45.432	2 Laps
23	3:21.409	1:37.180
78	3:47.134	3 Laps
96	3:35.150	3 Laps
62	4:09.317	5 Laps
197	3:21.761	1:49.638
10	3:22.270	1:55.656
98	3:20.555	2 Laps
37	3:53.851	6 Laps
169	3:48.650	3 Laps
56	3:56.816	4 Laps
50	3:40.404	2 Laps
20	3:29.566	4 Laps
80	3:24.709	2:20.757
54	3:58.223	4 Laps
25	3:34.835	2 Laps
69	3:30.774	1 Lap
61	3:56.571	4 Laps
166	3:30.069	1 Lap
95	3:29.964	1 Lap
11	3:44.652	2 Laps
28	3:39.365	2 Laps
219	3:39.535	2 Laps
9	3:33.044	1 Lap
186	3:33.442	1 Lap
27	3:32.752	1 Lap
32	3:41.207	2 Laps
207	3:44.340	3 Laps
92	3:40.041	1 Lap
52	3:48.183	4 Laps
100	3:40.206	2 Laps
19	3:38.389	2 Laps
64	3:37.633	2 Laps
40	3:37.237	1 Lap
38	3:56.957	4 Laps
144	3:39.185	5 Laps
47	3:39.716	22 Laps
84	3:25.223	3:15.803
17	3:39.490	2 Laps
42	3:42.512	2 Laps

Lap 27

Nr	Lap Time	Gap
1	3:19.021	
18	3:41.970	3 Laps
77	3:46.699	5 Laps
12	3:33.374	2 Laps
35	3:44.675	3 Laps
85	3:32.568	2 Laps
63	3:34.209	2 Laps
161	3:53.541	4 Laps
13	3:28.571	1 Lap
67	3:34.642	2 Laps
133	3:35.311	2 Laps



Spa Six Hours Endurance

SPA SIX HOURS

Race

Analysis by lap

Lapped

Nr	Lap Time	Gap
31	3:33.755	2 Laps
911	3:34.063	2 Laps
99	3:29.785	1 Lap
15	3:36.096	2 Laps
87	3:29.434	1 Lap
30	3:24.299	2 Laps
70	3:38.105	2 Laps
45	3:36.430	4 Laps
58	3:29.604	1 Lap
89	3:39.329	2 Laps
76	3:30.258	1 Lap
2	3:29.770	1:08.871
44	3:37.656	3 Laps
22	3:39.832	2 Laps
33	3:41.296	2 Laps
91	3:39.060	3 Laps
5	3:18.115	1:16.677
93	3:17.680	1:18.079
616	3:39.270	2 Laps
29	3:39.532	3 Laps
331	3:37.136	2 Laps
75	3:57.537	4 Laps
83	3:49.552	4 Laps
771	3:35.551	2 Laps
136	3:40.260	3 Laps
23	3:22.591	1:40.750
72	3:43.090	2 Laps
197	3:20.127	1:50.744
41	3:43.114	4 Laps
71	3:37.843	2 Laps
51	3:46.267	3 Laps
96	3:34.652	3 Laps
98	3:19.224	2 Laps
48	4:00.903	4 Laps
65	3:43.476	2 Laps
10	3:23.688	2:00.323
78	3:48.971	3 Laps
20	3:29.342	4 Laps
110	4:06.939	5 Laps
80	3:25.844	2:27.580
50	3:40.732	2 Laps
62	4:04.729	5 Laps
169	3:47.893	3 Laps
37	3:54.726	6 Laps
25	3:31.292	2 Laps
69	3:30.160	1 Lap
56	3:53.908	4 Laps
95	3:29.921	1 Lap
166	3:31.274	1 Lap
28	3:38.887	2 Laps
186	3:33.898	1 Lap
9	3:37.760	1 Lap
27	3:35.597	1 Lap
219	3:41.555	2 Laps
11	3:46.230	2 Laps
32	3:36.363	2 Laps
92	3:38.323	1 Lap
207	3:42.615	3 Laps
61	4:01.226	4 Laps
100	3:38.940	2 Laps

Lap 28

Nr	Lap Time	Gap
1	3:20.516	
52	3:45.569	5 Laps
19	3:38.499	3 Laps
64	3:37.974	3 Laps
84	3:27.652	1 Lap
40	3:48.279	2 Laps
47	3:44.994	23 Laps
46	20:11.864	6 Laps
17	3:43.407	3 Laps
73	6:39.448	4 Laps
144	3:50.456	6 Laps
42	3:43.609	3 Laps
38	3:56.436	5 Laps
12	3:34.157	2 Laps
14	6:56.475	3 Laps
112	8:12.872	3 Laps
36	10:15.237	3 Laps
85	3:32.242	2 Laps
18	3:54.151	3 Laps
77	3:49.167	5 Laps
63	3:37.820	2 Laps
35	3:44.589	3 Laps
13	3:30.423	1 Lap
67	3:34.282	2 Laps
133	3:35.660	2 Laps
99	3:29.871	1 Lap
911	3:35.394	2 Laps
87	3:29.843	1 Lap
30	3:27.762	2 Laps
15	3:34.798	2 Laps
31	3:41.212	2 Laps
161	3:54.147	4 Laps
58	3:30.521	1 Lap
93	3:18.519	1:16.082
70	3:35.664	2 Laps
5	3:20.595	1:16.756
76	3:29.338	1 Lap
45	3:40.843	4 Laps
44	3:36.753	3 Laps
2	3:40.567	1:28.922
22	3:37.702	2 Laps
89	3:43.207	2 Laps
33	3:37.967	2 Laps
91	3:39.456	3 Laps
616	3:37.385	2 Laps
29	3:37.268	3 Laps
331	3:36.887	2 Laps
23	3:23.068	1:43.302
771	3:37.711	2 Laps
197	3:22.643	1:52.871
98	3:18.160	2 Laps
83	3:49.381	4 Laps
136	3:42.428	3 Laps
10	3:24.057	2:03.864
72	3:42.434	2 Laps
71	3:38.762	2 Laps
96	3:32.548	3 Laps
41	3:43.740	4 Laps
75	4:08.029	4 Laps
65	3:41.535	2 Laps
51	3:46.678	3 Laps
20	3:27.334	4 Laps
80	3:23.174	2:30.238
78	3:48.400	3 Laps
48	3:59.635	4 Laps
25	3:32.703	2 Laps
95	3:30.720	1 Lap
69	3:33.609	1 Lap
50	3:44.803	2 Laps
166	3:33.158	1 Lap
169	3:46.348	3 Laps
97	11:35.934	5 Laps
110	4:07.519	5 Laps
37	3:55.116	6 Laps
186	3:31.149	1 Lap
9	3:33.394	1 Lap
28	3:37.806	2 Laps

Lap 29

Nr	Lap Time	Gap
1	3:18.154	
27	3:33.229	2 Laps
32	3:35.643	3 Laps
62	4:12.302	6 Laps
56	4:00.104	5 Laps
219	3:40.262	3 Laps
11	3:39.616	3 Laps
84	3:23.517	1 Lap
92	3:39.369	2 Laps
100	3:41.983	3 Laps
207	3:45.791	4 Laps
19	3:38.875	3 Laps
64	3:41.111	3 Laps
52	3:42.471	5 Laps
61	3:55.408	5 Laps
36	3:22.982	3 Laps
17	3:40.543	3 Laps
47	3:45.902	23 Laps
42	3:42.626	3 Laps
12	3:33.562	2 Laps
73	3:50.886	4 Laps
85	3:34.531	2 Laps
38	3:54.493	5 Laps
63	3:34.552	2 Laps
13	3:31.292	1 Lap
67	3:35.977	2 Laps
30	3:25.761	2 Laps
93	3:19.665	1:17.593
35	3:45.973	3 Laps
5	3:21.581	1:20.183
133	3:37.358	2 Laps
87	3:35.257	1 Lap
99	3:37.295	1 Lap
77	3:56.248	5 Laps
911	3:37.869	2 Laps
15	3:34.898	2 Laps
58	3:31.896	1 Lap
14	4:10.645	3 Laps
112	4:09.960	3 Laps
31	3:38.245	2 Laps
76	3:31.413	1 Lap
70	3:36.529	2 Laps
44	3:36.510	3 Laps
45	3:39.128	4 Laps
161	3:51.243	4 Laps
22	3:37.336	2 Laps
23	3:24.101	1:49.249
33	3:39.037	2 Laps
89	3:43.816	2 Laps
197	3:23.469	1:58.186
616	3:39.417	2 Laps
98	3:19.830	2 Laps
29	3:40.491	3 Laps
331	3:40.603	2 Laps
40	5:02.079	2 Laps
91	3:45.183	3 Laps
10	3:21.030	2:06.740
771	3:52.066	2 Laps
136	3:42.089	3 Laps
96	3:33.647	3 Laps
72	3:39.885	2 Laps
83	3:49.627	4 Laps
71	3:38.841	2 Laps
80	3:23.364	2:35.448
18	5:14.022	3 Laps
41	3:43.740	4 Laps
20	3:28.121	4 Laps
65	3:45.224	2 Laps
51	3:44.282	3 Laps
78	3:43.727	3 Laps
69	3:29.597	1 Lap
95	3:31.104	1 Lap
25	3:32.863	2 Laps
166	3:29.377	1 Lap
48	3:54.628	4 Laps

Lap 30

Nr	Lap Time	Gap
1	3:17.440	
50	3:40.915	3 Laps
169	3:43.575	4 Laps
186	3:32.301	2 Laps
97	3:43.441	6 Laps
9	3:32.556	2 Laps
27	3:33.339	2 Laps
84	3:24.628	1 Lap
28	3:40.656	3 Laps
32	3:38.088	3 Laps
11	3:36.687	3 Laps
37	3:52.996	7 Laps
219	3:39.988	3 Laps
92	3:38.293	2 Laps
110	4:06.220	6 Laps
56	3:57.082	5 Laps
36	3:21.904	3 Laps
100	3:43.734	3 Laps
19	3:41.483	3 Laps
64	3:40.003	3 Laps
207	3:44.277	4 Laps
52	3:42.403	5 Laps
62	4:16.589	6 Laps
12	3:34.121	2 Laps
61	3:53.151	5 Laps
17	3:42.212	3 Laps
85	3:31.972	2 Laps
42	3:40.271	3 Laps
47	3:43.174	23 Laps
13	3:29.925	1 Lap
93	3:19.639	1:19.792
5	3:20.299	1:23.042
30	3:27.228	2 Laps
63	3:39.733	2 Laps
73	3:52.960	4 Laps
67	3:35.485	2 Laps
87	3:29.075	1 Lap
99	3:33.768	1 Lap
38	3:54.611	5 Laps
58	3:29.725	1 Lap
15	3:35.126	2 Laps
911	3:36.686	2 Laps
76	3:32.084	1 Lap
35	3:47.673	3 Laps
133	3:47.782	2 Laps
31	3:41.826	2 Laps
23	3:22.980	1:54.789
70	3:38.791	2 Laps
112	3:46.783	3 Laps
98	3:18.193	2 Laps
77	3:54.511	5 Laps
45	3:42.592	4 Laps
46	8:25.485	7 Laps
197	3:29.807	2:10.553
22	3:42.063	2 Laps
10	3:24.373	2:13.673
44	3:47.570	3 Laps
33	3:38.438	2 Laps
14	4:05.734	3 Laps
161	3:52.497	4 Laps
616	3:40.381	2 Laps
331	3:39.544	2 Laps
29	3:40.495	3 Laps
89	3:44.615	2 Laps
40	3:39.814	2 Laps
91	3:39.929	3 Laps
75	6:51.364	5 Laps



Spa Six Hours Endurance
SPA SIX HOURS
Race
Analysis by lap

Lapped

Nr	Lap Time	Gap
96	3:32.251	3 Laps
80	3:24.963	2:42.971
72	3:37.675	2 Laps
144	9:03.162	7 Laps
20	3:27.760	4 Laps
136	3:46.834	3 Laps
71	3:42.558	2 Laps
83	3:47.459	4 Laps
18	3:42.634	3 Laps
41	3:41.940	4 Laps
65	3:46.168	2 Laps
51	3:45.790	3 Laps
2	8:25.269	1 Lap

Lap 31

Nr	Lap Time	Gap
1	3:18.909	
95	3:29.435	2 Laps
25	3:31.402	3 Laps
166	3:31.043	2 Laps
78	3:45.420	4 Laps
69	3:45.834	2 Laps
186	3:31.315	2 Laps
84	3:24.265	1 Lap
50	3:41.434	3 Laps
9	3:35.259	2 Laps
27	3:34.283	2 Laps
97	3:42.098	6 Laps
169	3:45.103	4 Laps
48	3:59.883	5 Laps
32	3:36.938	3 Laps
11	3:38.245	3 Laps
36	3:22.081	3 Laps
219	3:39.376	3 Laps
28	3:48.526	3 Laps
92	3:38.027	2 Laps
37	3:51.398	7 Laps
19	3:38.383	3 Laps
64	3:37.782	3 Laps
100	3:42.844	3 Laps
52	3:44.260	5 Laps
207	3:47.677	4 Laps
93	3:20.307	1:21.190
12	3:33.921	2 Laps
85	3:33.475	2 Laps
5	3:20.238	1:24.371
13	3:31.891	1 Lap
30	3:27.325	2 Laps
110	4:12.773	6 Laps
56	4:08.261	5 Laps
47	3:43.231	23 Laps
17	3:47.298	3 Laps
42	3:46.260	3 Laps
61	3:56.010	5 Laps
87	3:30.092	1 Lap
63	3:39.118	2 Laps
67	3:35.894	2 Laps
58	3:29.267	1 Lap
99	3:32.387	1 Lap
73	3:45.681	4 Laps
76	3:30.587	1 Lap
23	3:21.489	1:57.369
98	3:17.584	2 Laps
911	3:36.687	2 Laps
62	4:21.215	6 Laps
15	3:47.195	2 Laps
31	3:37.406	2 Laps
35	3:45.998	3 Laps
70	3:38.605	2 Laps
38	3:56.005	5 Laps
10	3:23.035	2:17.799
46	3:35.000	7 Laps
22	3:37.483	2 Laps
45	3:42.575	4 Laps
33	3:38.294	2 Laps
77	3:52.840	5 Laps
112	3:57.212	3 Laps
616	3:38.628	2 Laps
331	3:40.213	2 Laps
40	3:40.315	2 Laps
89	3:41.397	2 Laps
29	3:42.871	3 Laps
91	3:41.808	3 Laps
80	3:25.028	2:49.090
161	3:51.571	4 Laps
96	3:32.788	3 Laps
14	3:58.667	3 Laps
20	3:27.221	4 Laps
75	3:47.881	5 Laps
72	3:36.139	2 Laps
144	3:35.964	7 Laps
71	3:36.396	2 Laps

Lap 32

Nr	Lap Time	Gap
1	3:16.341	
136	3:43.226	4 Laps
2	3:20.037	2 Laps
18	3:41.304	4 Laps
83	3:47.178	5 Laps
41	3:42.140	5 Laps
95	3:29.143	2 Laps
133	4:59.252	3 Laps
166	3:29.828	2 Laps
25	3:31.297	3 Laps
65	3:45.236	3 Laps
51	3:45.451	4 Laps
84	3:30.145	1 Lap
186	3:31.092	2 Laps
78	3:42.737	4 Laps
9	3:33.925	2 Laps
27	3:34.105	2 Laps
50	3:42.587	3 Laps
36	3:20.663	3 Laps
97	3:37.931	6 Laps
169	3:41.161	4 Laps
32	3:34.387	3 Laps
11	3:38.228	3 Laps
92	3:37.680	2 Laps
219	3:45.314	3 Laps
48	3:56.809	5 Laps
197	5:44.434	1 Lap
93	3:17.683	1:22.532
64	3:35.754	3 Laps
5	3:19.138	1:27.168
19	3:37.892	3 Laps
100	3:39.984	3 Laps
37	3:50.828	7 Laps
52	3:36.924	5 Laps
12	3:31.424	2 Laps
85	3:32.968	2 Laps
30	3:24.970	2 Laps
13	3:27.741	1 Lap
207	3:41.804	4 Laps
87	3:30.241	1 Lap
17	3:39.988	3 Laps
47	3:41.578	23 Laps
98	3:20.390	2 Laps
23	3:21.392	2:02.420
42	3:41.273	3 Laps
58	3:30.116	1 Lap
63	3:38.056	2 Laps
99	3:33.165	1 Lap
76	3:30.327	1 Lap
67	3:39.664	2 Laps
110	4:04.409	6 Laps
911	3:38.093	2 Laps
56	4:04.688	5 Laps
10	3:23.476	2:24.934
61	3:57.085	5 Laps
73	3:45.726	4 Laps
70	3:37.726	2 Laps
46	3:30.701	7 Laps
35	3:45.229	3 Laps
31	3:48.010	2 Laps
22	3:36.909	2 Laps
33	3:36.594	2 Laps
38	3:55.078	5 Laps
45	3:39.929	4 Laps
80	3:29.793	3:02.542
616	3:39.661	2 Laps
40	3:35.333	2 Laps
331	3:38.019	2 Laps
77	3:49.665	5 Laps
29	3:38.396	3 Laps
89	3:40.750	2 Laps
112	3:50.889	3 Laps
96	3:33.789	3 Laps
20	3:30.925	4 Laps

Lap 33

Nr	Lap Time	Gap
1	3:16.564	
62	4:25.496	7 Laps
91	3:49.770	4 Laps
2	3:17.909	2 Laps
144	3:34.001	8 Laps
161	3:48.468	5 Laps
72	3:38.295	3 Laps
75	3:50.119	6 Laps
71	3:37.851	3 Laps
771	11:05.596	5 Laps
14	3:57.425	4 Laps
95	3:29.036	2 Laps
136	3:44.117	4 Laps
166	3:29.511	2 Laps
18	3:42.734	4 Laps
133	3:35.299	3 Laps
25	3:33.892	3 Laps
41	3:43.583	5 Laps
83	3:44.540	5 Laps
186	3:33.691	2 Laps
65	3:46.049	3 Laps
36	3:19.473	3 Laps
51	3:45.994	4 Laps
9	3:31.705	2 Laps
78	3:42.779	4 Laps
50	3:39.288	3 Laps
27	3:41.519	2 Laps
97	3:37.615	6 Laps
32	3:38.231	3 Laps
93	3:17.333	1:23.301
169	3:42.337	4 Laps
11	3:34.997	3 Laps
15	5:48.859	3 Laps
5	3:18.154	1:28.758
92	3:32.436	2 Laps
197	3:37.843	1 Lap
64	3:36.578	3 Laps
30	3:24.224	2 Laps
19	3:38.407	3 Laps
13	3:27.440	1 Lap
85	3:31.054	2 Laps
12	3:38.661	2 Laps
98	3:17.332	2 Laps
52	3:43.916	5 Laps
23	3:21.566	2:07.422
37	3:49.451	7 Laps
207	3:42.268	4 Laps
100	3:52.747	3 Laps
87	3:28.926	1 Lap
58	3:25.019	1 Lap
48	4:15.491	5 Laps
76	3:30.665	1 Lap
47	3:40.664	23 Laps
42	3:41.065	3 Laps
63	3:37.050	2 Laps
10	3:21.036	2:29.406
67	3:35.510	2 Laps
99	3:44.251	1 Lap
911	3:36.182	2 Laps
17	4:01.416	3 Laps
73	3:48.310	4 Laps
219	4:55.469	3 Laps
46	3:35.088	7 Laps
70	3:40.064	2 Laps
61	3:56.050	5 Laps
31	3:40.894	2 Laps
110	4:04.987	6 Laps
80	3:26.264	3:12.242
22	3:37.642	2 Laps
35	3:46.253	3 Laps
33	3:37.611	2 Laps
45	3:37.823	4 Laps
40	3:32.613	2 Laps
56	4:12.944	5 Laps

Lap 34

Nr	Lap Time	Gap
1	3:20.693	
616	3:38.482	3 Laps
331	3:38.014	3 Laps
20	3:30.962	5 Laps
2	3:23.183	2 Laps
96	3:34.360	4 Laps
29	3:38.399	4 Laps
89	3:37.157	3 Laps
38	3:54.201	6 Laps
77	3:42.879	6 Laps
112	3:41.803	4 Laps
144	3:34.251	8 Laps
72	3:37.407	3 Laps
71	3:37.587	3 Laps
161	3:50.851	5 Laps
166	3:29.521	2 Laps
75	3:46.212	6 Laps
95	3:39.260	2 Laps
771	3:46.863	5 Laps
25	3:33.577	3 Laps
133	3:36.641	3 Laps
136	3:44.991	4 Laps
62	4:15.170	7 Laps
14	3:55.817	4 Laps
36	3:20.137	3 Laps
18	3:44.019	4 Laps
41	3:41.421	5 Laps
83	3:42.678	5 Laps
69	10:43.646	4 Laps
9	3:29.990	2 Laps
186	3:44.367	2 Laps
65	3:44.199	3 Laps
51	3:43.997	4 Laps
93	3:19.870	1:22.478
78	3:40.275	4 Laps
5	3:17.906	1:25.971
50	3:38.739	3 Laps
97	3:38.272	6 Laps
32	3:33.790	3 Laps
11	3:32.869	3 Laps



Spa Six Hours Endurance

SPA SIX HOURS

Race

Analysis by lap

Lapped

Nr	Lap Time	Gap
92	3:33.134	2 Laps
169	3:40.142	4 Laps
15	3:44.107	3 Laps
30	3:23.593	2 Laps
13	3:26.915	1 Lap
98	3:17.957	2 Laps
197	3:42.303	1 Lap
64	3:37.832	3 Laps
23	3:22.650	2:09.379
85	3:42.390	2 Laps
58	3:25.715	1 Lap
28	11:19.495	5 Laps
87	3:30.021	1 Lap
52	3:37.786	5 Laps
19	3:53.381	3 Laps
10	3:20.114	2:28.827
207	3:41.663	4 Laps
76	3:30.060	1 Lap
37	3:50.002	7 Laps
67	3:34.798	2 Laps
47	3:40.037	23 Laps
42	3:42.653	3 Laps
91	6:10.254	4 Laps
63	3:47.623	2 Laps
911	3:37.262	2 Laps
46	3:29.661	7 Laps
70	3:34.249	2 Laps
80	3:25.296	3:16.845
219	3:41.881	3 Laps

Lap 35

Nr	Lap Time	Gap
1	3:20.861	
2	3:18.768	2 Laps
73	3:50.524	5 Laps
22	3:36.530	3 Laps
40	3:31.977	3 Laps
33	3:37.622	3 Laps
20	3:29.648	5 Laps
45	3:39.925	5 Laps
35	3:46.953	4 Laps
61	3:58.886	6 Laps
616	3:38.992	3 Laps
89	3:34.189	3 Laps
96	3:35.369	4 Laps
331	3:40.346	3 Laps
29	3:37.414	4 Laps
77	3:43.145	6 Laps
110	4:08.762	7 Laps
144	3:38.813	8 Laps
112	3:44.267	4 Laps
72	3:36.205	3 Laps
38	3:51.604	6 Laps
166	3:28.653	2 Laps
36	3:23.772	3 Laps
25	3:32.203	3 Laps
161	3:47.861	5 Laps
133	3:35.939	3 Laps
75	3:47.067	6 Laps
84	10:31.271	3 Laps
771	3:46.471	5 Laps
18	3:43.235	4 Laps
69	3:35.658	4 Laps
41	3:46.869	5 Laps
9	3:32.796	2 Laps
136	3:51.440	4 Laps
5	3:20.205	1:25.315
83	3:46.867	5 Laps
14	3:56.179	4 Laps
93	3:30.136	1:31.753
51	3:45.565	4 Laps
65	3:50.002	3 Laps
78	3:47.193	4 Laps
50	3:41.441	3 Laps
62	4:18.318	7 Laps
97	3:43.795	6 Laps
32	3:41.169	3 Laps
11	3:39.030	3 Laps
30	3:27.400	2 Laps
92	3:35.518	2 Laps
98	3:19.420	2 Laps
169	3:42.579	4 Laps
13	3:29.126	1 Lap
23	3:22.196	2:10.714
15	3:43.287	3 Laps
64	3:37.505	3 Laps
58	3:25.173	1 Lap
197	3:42.746	1 Lap
85	3:29.951	2 Laps
87	3:25.707	1 Lap
10	3:19.213	2:27.179
52	3:37.053	5 Laps
76	3:28.495	1 Lap
28	3:48.442	5 Laps
207	3:38.479	4 Laps
67	3:32.758	2 Laps
47	3:38.826	23 Laps
37	3:47.026	7 Laps
42	3:38.417	3 Laps
911	3:35.824	2 Laps
46	3:30.301	7 Laps

Lap 36

Nr	Lap Time	Gap
1	3:17.935	
80	3:25.111	1 Lap
186	5:26.737	3 Laps
2	3:18.061	2 Laps
70	3:40.924	3 Laps
91	4:01.600	5 Laps
219	3:39.229	4 Laps
40	3:30.783	3 Laps
20	3:27.188	5 Laps
22	3:37.327	3 Laps
33	3:35.796	3 Laps
73	3:43.630	5 Laps
45	3:35.696	5 Laps
89	3:33.271	3 Laps
96	3:32.949	4 Laps
616	3:38.770	3 Laps
35	3:44.307	4 Laps
29	3:37.649	4 Laps
331	3:38.807	3 Laps
144	3:32.882	8 Laps
61	3:55.013	6 Laps
72	3:35.587	3 Laps
166	3:29.995	2 Laps
77	3:43.368	6 Laps
112	3:41.403	4 Laps
38	3:49.310	6 Laps
25	3:31.652	3 Laps
12	9:14.947	4 Laps
84	3:29.473	3 Laps
133	3:35.821	3 Laps
5	3:24.278	1:31.658
110	4:11.825	7 Laps
161	3:45.996	5 Laps
75	3:45.750	6 Laps
9	3:33.340	2 Laps
69	3:37.163	4 Laps
771	3:50.421	5 Laps
18	3:44.930	4 Laps
41	3:40.910	5 Laps
63	5:32.931	3 Laps
83	3:41.609	5 Laps
14	3:51.939	4 Laps
98	3:25.800	2 Laps
30	3:27.996	2 Laps
51	3:44.690	4 Laps
50	3:42.023	3 Laps
23	3:24.432	2:17.211
78	3:43.749	4 Laps
92	3:37.571	2 Laps
97	3:41.336	6 Laps
11	3:40.529	3 Laps
13	3:31.835	1 Lap
32	3:43.136	3 Laps
169	3:39.563	4 Laps
10	3:20.043	2:29.287
58	3:28.035	1 Lap
65	4:04.378	3 Laps
87	3:29.418	1 Lap
85	3:32.172	2 Laps
15	3:44.068	3 Laps
64	3:38.176	3 Laps
62	4:12.077	7 Laps
197	3:42.422	1 Lap
76	3:28.679	1 Lap
52	3:35.522	5 Laps
100	10:46.150	5 Laps
207	3:39.020	4 Laps
67	3:32.519	2 Laps

Lap 37

Nr	Lap Time	Gap
1	3:23.572	
47	3:41.881	24 Laps
2	3:23.473	2 Laps
42	3:40.316	4 Laps
80	3:26.295	1 Lap
46	3:30.758	8 Laps
911	3:35.979	3 Laps
37	3:48.077	8 Laps
27	12:22.248	5 Laps
186	3:33.003	3 Laps
40	3:27.293	3 Laps
70	3:37.148	3 Laps
20	3:28.901	5 Laps
219	3:41.627	4 Laps
22	3:35.382	3 Laps
33	3:35.930	3 Laps
91	3:55.164	5 Laps
45	3:39.518	5 Laps
73	3:42.576	5 Laps
89	3:36.158	3 Laps
96	3:36.577	4 Laps
616	3:39.327	3 Laps
29	3:37.969	4 Laps
331	3:37.874	3 Laps
144	3:32.123	8 Laps
35	3:46.347	4 Laps
56	11:16.569	8 Laps
72	3:38.241	3 Laps
166	3:40.285	2 Laps
136	6:34.953	5 Laps
112	3:39.807	4 Laps
25	3:31.852	3 Laps
84	3:29.878	3 Laps
5	3:18.620	1:26.706
61	3:50.933	6 Laps
12	3:39.263	4 Laps
77	3:53.574	6 Laps
133	3:35.250	3 Laps
9	3:35.443	2 Laps
48	13:00.527	8 Laps
161	3:48.301	5 Laps
69	3:40.870	4 Laps
75	3:50.923	6 Laps
38	4:15.438	6 Laps
18	3:43.534	4 Laps
98	3:23.666	2 Laps
41	3:43.485	5 Laps
771	3:49.308	5 Laps
63	3:44.467	3 Laps
30	3:26.183	2 Laps
83	3:44.369	5 Laps
110	4:08.281	7 Laps
23	3:24.569	2:18.208
92	3:34.347	2 Laps
10	3:23.579	2:29.294
11	3:34.498	3 Laps
14	3:52.926	4 Laps
51	3:47.350	4 Laps
50	3:44.549	3 Laps
97	3:42.047	6 Laps
32	3:39.804	3 Laps
58	3:30.245	1 Lap
78	3:47.957	4 Laps
169	3:39.647	4 Laps
87	3:30.099	1 Lap
17	13:27.582	6 Laps
85	3:33.470	2 Laps
64	3:41.726	3 Laps
15	3:43.927	3 Laps
76	3:31.784	1 Lap
13	4:12.420	1 Lap
52	3:40.908	5 Laps
197	3:54.158	1 Lap

Lap 38

Nr	Lap Time	Gap
1	3:22.087	
100	3:49.607	6 Laps
67	3:36.851	3 Laps
2	3:19.819	2 Laps
207	3:40.170	5 Laps
80	3:24.616	1 Lap
62	4:09.664	8 Laps
46	3:29.864	8 Laps
47	3:38.227	24 Laps
42	3:40.376	4 Laps
911	3:37.490	3 Laps
186	3:35.486	3 Laps
27	3:37.206	5 Laps
40	3:29.851	3 Laps
20	3:30.606	5 Laps
70	3:36.858	3 Laps
37	3:57.256	8 Laps
22	3:34.402	3 Laps
33	3:34.717	3 Laps
219	3:41.198	4 Laps
96	3:39.409	4 Laps
19	12:11.252	6 Laps
89	3:40.409	3 Laps
45	3:44.056	5 Laps
73	3:46.690	5 Laps
144	3:35.726	8 Laps
616	3:39.638	3 Laps
331	3:39.086	3 Laps
29	3:40.927	4 Laps
91	3:54.396	5 Laps
5	3:21.781	1:26.400
72	3:37.861	3 Laps
84	3:28.482	3 Laps
25	3:34.149	3 Laps
35	3:56.049	4 Laps
112	3:47.185	4 Laps
99	15:53.392	5 Laps



Spa Six Hours Endurance

SPA SIX HOURS

Race

Analysis by lap

Lapped

Nr	Lap Time	Gap
136	3:52.301	5 Laps
95	14:28.998	5 Laps
12	3:42.102	4 Laps
133	3:37.294	3 Laps
56	4:01.216	8 Laps
61	3:53.875	6 Laps
9	3:32.359	2 Laps
98	3:18.583	2 Laps
69	3:37.430	4 Laps
30	3:25.843	2 Laps
23	3:25.577	2:21.698
161	3:49.378	5 Laps
75	3:46.563	6 Laps
18	3:42.982	4 Laps
63	3:40.570	3 Laps
10	3:23.317	2:30.524
41	3:46.900	5 Laps
48	3:59.106	8 Laps
83	3:43.671	5 Laps
771	3:46.969	5 Laps
38	3:53.374	6 Laps
92	3:33.344	2 Laps
11	3:33.730	3 Laps
58	3:31.224	1 Lap
166	4:55.971	2 Laps
87	3:30.212	1 Lap
50	3:40.757	3 Laps
97	3:42.354	6 Laps
32	3:43.050	3 Laps
51	3:49.211	4 Laps
78	3:45.370	4 Laps
169	3:43.183	4 Laps
110	4:15.644	7 Laps
14	3:58.832	4 Laps
17	3:44.489	6 Laps
76	3:33.700	1 Lap
64	3:37.664	3 Laps

Lap 39

Nr	Lap Time	Gap
1	3:18.199	
2	3:19.341	2 Laps
15	3:44.639	4 Laps
52	3:37.900	6 Laps
80	3:23.183	1 Lap
67	3:34.930	3 Laps
46	3:31.185	8 Laps
93	12:20.955	3 Laps
100	3:51.288	6 Laps
207	3:52.245	5 Laps
47	3:45.499	24 Laps
911	3:40.657	3 Laps
186	3:39.427	3 Laps
40	3:32.503	3 Laps
42	3:45.909	4 Laps
20	3:31.531	5 Laps
27	3:42.495	5 Laps
70	3:38.654	3 Laps
62	4:13.824	8 Laps
22	3:36.434	3 Laps
33	3:37.844	3 Laps
37	3:49.556	8 Laps
219	3:39.537	4 Laps
96	3:31.586	4 Laps
89	3:33.381	3 Laps
45	3:41.041	5 Laps
144	3:36.882	8 Laps
5	3:30.396	1:38.597
73	3:42.958	5 Laps
616	3:41.816	3 Laps
331	3:41.595	3 Laps
29	3:41.766	4 Laps
84	3:28.789	3 Laps
19	3:57.256	6 Laps
72	3:39.043	3 Laps
25	3:34.291	3 Laps
91	3:54.906	5 Laps
98	3:23.739	2 Laps
112	3:43.330	4 Laps
99	3:43.480	5 Laps
133	3:39.459	3 Laps
12	3:43.598	4 Laps
136	3:45.545	5 Laps
30	3:25.380	2 Laps
95	3:52.527	5 Laps
23	3:21.613	2:25.112
56	3:54.091	8 Laps
61	3:50.883	6 Laps
69	3:36.675	4 Laps
10	3:20.461	2:32.786
9	3:54.743	2 Laps
63	3:33.934	3 Laps
65	10:15.509	5 Laps
13	6:18.441	2 Laps
18	3:39.559	4 Laps
92	3:32.403	2 Laps
161	3:47.524	5 Laps
41	3:41.534	5 Laps
83	3:41.735	5 Laps
11	3:32.635	3 Laps
75	3:47.825	6 Laps
771	3:43.453	5 Laps
87	3:28.263	1 Lap
166	3:38.095	2 Laps
38	3:50.964	6 Laps
48	3:57.313	8 Laps
97	3:36.592	6 Laps
50	3:40.089	3 Laps
32	3:37.091	3 Laps

Lap 40

Nr	Lap Time	Gap
1	3:21.198	
169	3:34.414	5 Laps
2	3:18.087	2 Laps
76	3:29.354	2 Laps
78	3:40.210	5 Laps
51	3:47.438	5 Laps
64	3:39.597	4 Laps
17	3:43.790	7 Laps
80	3:24.357	1 Lap
15	3:41.700	4 Laps
52	3:37.121	6 Laps
67	3:33.864	3 Laps
46	3:26.513	8 Laps
93	3:26.901	3 Laps
110	4:12.872	8 Laps
14	4:12.125	5 Laps
58	4:41.352	2 Laps
77	9:21.604	8 Laps
40	3:30.134	3 Laps
100	3:45.070	6 Laps
20	3:28.105	5 Laps
207	3:43.725	5 Laps
186	3:32.600	3 Laps
911	3:35.430	3 Laps
47	3:38.105	24 Laps
27	3:32.848	5 Laps
42	3:36.655	4 Laps
70	3:35.384	3 Laps
22	3:35.505	3 Laps
33	3:33.208	3 Laps
96	3:31.074	4 Laps
219	3:38.589	4 Laps
37	3:47.857	8 Laps
144	3:30.720	8 Laps
84	3:26.820	3 Laps
89	3:46.718	3 Laps
45	3:38.024	5 Laps
331	3:36.725	3 Laps
29	3:35.846	4 Laps
25	3:29.989	3 Laps
62	4:17.527	8 Laps
73	3:44.202	5 Laps
98	3:16.800	2 Laps
616	3:47.379	3 Laps
19	3:50.741	6 Laps
72	3:49.158	3 Laps
30	3:23.375	2 Laps
91	3:47.752	5 Laps
23	3:20.841	2:24.755
133	3:34.386	3 Laps
112	3:38.635	4 Laps
10	3:17.733	2:29.321
99	3:39.963	5 Laps
12	3:36.207	4 Laps
136	3:42.932	5 Laps
69	3:35.023	4 Laps
95	3:47.791	5 Laps
13	3:32.308	2 Laps
63	3:35.878	3 Laps
92	3:29.832	2 Laps
56	3:55.967	8 Laps
18	3:37.141	4 Laps
11	3:30.700	3 Laps
87	3:25.932	1 Lap
41	3:37.944	5 Laps
61	4:03.332	6 Laps
83	3:40.314	5 Laps
2	3:19.100	1 Lap
75	3:44.206	6 Laps
161	3:46.285	5 Laps
771	3:42.630	5 Laps
166	3:33.907	2 Laps

Lap 41

Nr	Lap Time	Gap
1	3:25.086	
76	3:27.196	2 Laps
97	3:34.524	7 Laps
32	3:33.607	4 Laps
38	3:47.668	7 Laps
169	3:37.504	5 Laps
50	3:43.650	4 Laps
48	3:53.379	9 Laps
80	3:32.102	1 Lap
78	3:46.115	5 Laps
17	3:39.189	7 Laps
51	3:45.391	5 Laps
46	3:24.386	8 Laps
64	3:44.567	4 Laps
52	3:33.984	6 Laps
93	3:25.317	3 Laps
67	3:32.616	3 Laps
15	3:41.379	4 Laps
20	3:25.266	5 Laps
40	3:26.340	3 Laps
186	3:28.599	3 Laps
14	3:49.230	5 Laps
27	3:31.595	5 Laps
911	3:36.061	3 Laps
207	3:38.649	5 Laps
100	3:43.496	6 Laps
47	3:39.069	24 Laps
42	3:38.754	4 Laps
110	4:05.419	8 Laps
65	5:23.996	6 Laps
70	3:34.180	3 Laps
33	3:32.605	3 Laps
96	3:31.996	4 Laps
22	3:41.649	3 Laps
84	3:22.465	3 Laps
219	3:37.598	4 Laps
144	3:30.747	8 Laps
35	10:18.061	6 Laps
98	3:17.518	2 Laps
37	3:44.410	8 Laps
45	3:37.740	5 Laps
331	3:32.772	3 Laps
25	3:30.435	3 Laps
29	3:36.011	4 Laps
23	3:19.591	2:19.260
30	3:22.597	2 Laps
10	3:18.326	2:22.561
73	3:44.382	5 Laps
133	3:32.602	3 Laps
19	3:48.286	6 Laps
12	3:35.856	4 Laps
99	3:39.328	5 Laps
62	4:07.699	8 Laps
91	3:46.871	5 Laps
112	3:49.020	4 Laps
136	3:39.901	5 Laps
69	3:33.201	4 Laps
13	3:29.163	2 Laps
92	3:30.415	2 Laps
63	3:35.418	3 Laps
2	3:15.577	1 Lap
95	3:46.910	5 Laps
11	3:32.359	3 Laps
87	3:36.421	1 Lap
18	3:38.543	4 Laps
77	5:56.703	8 Laps
41	3:37.634	5 Laps
83	3:39.283	5 Laps
56	3:52.421	8 Laps
166	3:36.685	2 Laps
771	3:41.837	5 Laps
76	3:35.003	1 Lap
97	3:35.800	6 Laps
32	3:36.341	3 Laps
161	3:47.334	5 Laps
75	3:48.336	6 Laps
197	13:51.413	4 Laps
169	3:34.427	4 Laps
50	3:35.916	3 Laps
46	3:24.083	7 Laps
38	3:47.383	6 Laps
93	3:27.062	2 Laps
48	3:48.209	8 Laps
78	3:41.560	4 Laps
17	3:38.414	6 Laps
52	3:34.084	5 Laps
15	3:37.782	3 Laps
20	3:22.878	4 Laps
67	3:43.570	2 Laps
40	3:25.220	2 Laps
51	3:53.938	4 Laps
186	3:24.732	2 Laps
27	3:29.493	4 Laps
5	9:53.760	1 Lap
911	3:36.058	2 Laps
207	3:37.269	4 Laps
47	3:37.483	23 Laps
100	3:42.129	5 Laps
14	3:54.558	4 Laps
33	3:31.895	2 Laps
65	3:41.789	5 Laps



Spa Six Hours Endurance

SPA SIX HOURS

Race

Analysis by lap

Lapped

Nr	Lap Time	Gap
84	3:20.177	2 Laps
42	3:46.499	3 Laps
70	3:40.704	2 Laps
96	3:31.154	3 Laps
98	3:17.562	1 Lap
144	3:31.037	7 Laps
219	3:35.031	3 Laps
110	4:05.247	7 Laps
80	5:06.340	5:29.911
9	9:39.087	3 Laps
25	3:32.027	2 Laps
331	3:38.957	2 Laps
30	3:23.683	1 Lap

Lap 42

Nr	Lap Time	Gap
23	3:26.799	
29	3:37.641	4 Laps
45	3:44.182	5 Laps
10	3:26.539	3.041
37	3:51.226	8 Laps
35	4:07.490	6 Laps
133	3:30.257	3 Laps
73	3:41.827	5 Laps
12	3:33.349	4 Laps
99	3:34.748	5 Laps
2	3:15.597	1 Lap
69	3:33.154	4 Laps
19	3:48.322	6 Laps
136	3:40.742	5 Laps
91	3:49.366	5 Laps
92	3:27.230	2 Laps
112	3:45.411	4 Laps
13	3:39.576	2 Laps
63	3:33.070	3 Laps
11	3:32.315	3 Laps
62	4:05.631	8 Laps
18	3:33.967	4 Laps
95	3:43.454	5 Laps
41	3:38.215	5 Laps
166	3:30.946	2 Laps
197	3:24.418	4 Laps
83	3:40.669	5 Laps
77	3:50.269	8 Laps
97	3:35.442	6 Laps
32	3:35.384	3 Laps
771	3:40.919	5 Laps
169	3:32.989	4 Laps
46	3:26.432	7 Laps
56	3:51.982	8 Laps
161	3:44.537	5 Laps
50	3:36.521	3 Laps
93	3:24.428	2 Laps
75	3:46.756	6 Laps
52	3:33.265	5 Laps
20	3:21.922	4 Laps
17	3:36.221	6 Laps
38	3:47.499	6 Laps
78	3:38.790	4 Laps
40	3:27.068	2 Laps
186	3:24.965	2 Laps
48	3:47.549	8 Laps
15	3:38.416	3 Laps
5	3:14.220	1 Lap
27	3:25.797	4 Laps
207	3:33.194	4 Laps
911	3:39.314	2 Laps
84	3:22.173	2 Laps
98	3:15.282	1 Lap
47	3:37.993	23 Laps
58	11:14.612	3 Laps
87	5:21.150	1 Lap
100	3:42.743	5 Laps
96	3:34.490	3 Laps
76	5:06.587	1 Lap
33	3:40.670	2 Laps
65	3:42.275	5 Laps
144	3:30.082	7 Laps
14	3:51.597	4 Laps
219	3:34.396	3 Laps
30	3:20.530	1 Lap
80	3:40.826	3:24.678
25	3:39.227	2 Laps
9	3:47.633	3 Laps
45	3:35.089	4 Laps
331	3:40.272	2 Laps
133	3:29.177	2 Laps
29	3:50.855	3 Laps
110	4:08.742	7 Laps
37	3:43.641	7 Laps
72	10:45.097	4 Laps
2	3:13.338	3:53.383
73	3:39.320	4 Laps
99	3:35.017	4 Laps
89	11:31.792	4 Laps
35	3:57.854	5 Laps
69	3:34.187	3 Laps
12	3:48.410	3 Laps
1	10:04.214	4:18.155
92	3:29.753	1 Lap
19	3:48.363	5 Laps
63	3:36.018	2 Laps
11	3:34.097	2 Laps
112	3:44.483	3 Laps
136	3:47.442	4 Laps
91	3:46.602	4 Laps
18	3:38.117	3 Laps
51	6:08.235	4 Laps
197	3:25.343	3 Laps
166	3:30.003	1 Lap
41	3:36.354	4 Laps
95	3:45.240	4 Laps
83	3:37.021	4 Laps
97	3:32.033	5 Laps
46	3:27.629	6 Laps
169	3:31.748	3 Laps
93	3:24.016	1 Lap
62	4:05.037	7 Laps
771	3:37.843	4 Laps
50	3:35.763	2 Laps
32	3:47.137	2 Laps
20	3:22.165	3 Laps
77	3:52.799	7 Laps
161	3:43.311	4 Laps
75	3:44.330	5 Laps
52	3:32.396	4 Laps
56	3:52.638	7 Laps
5	3:16.088	5:30.322
40	3:28.120	1 Lap
186	3:28.015	1 Lap
42	6:14.761	3 Laps
17	3:38.134	5 Laps
78	3:36.505	3 Laps
27	3:26.533	3 Laps
38	3:46.285	5 Laps
15	3:37.725	2 Laps
48	3:44.774	7 Laps
98	3:13.976	5:57.792
84	3:18.494	1 Lap
207	3:34.985	3 Laps
47	3:32.787	22 Laps
87	3:32.936	5:26.421
13	5:32.055	1 Lap
96	3:33.852	2 Laps
76	3:33.872	5:33.666
144	3:29.692	6 Laps
100	3:41.290	4 Laps
30	3:21.190	5:40.861
58	3:49.252	2 Laps
65	3:41.244	4 Laps
219	3:33.970	2 Laps
14	3:49.416	3 Laps
61	12:55.508	7 Laps
9	3:25.094	2 Laps

Lap 43

Nr	Lap Time	Gap
80	3:38.155	
2	3:12.805	3.355
45	3:33.364	4 Laps
133	3:26.920	2 Laps
72	3:31.205	4 Laps
73	3:36.779	4 Laps
37	3:43.669	7 Laps
99	3:33.363	4 Laps
1	3:24.442	39.764
92	3:26.276	1 Lap
89	3:35.489	4 Laps
69	3:32.135	3 Laps
63	3:27.285	2 Laps
110	4:14.924	7 Laps
11	3:33.877	2 Laps
35	3:57.239	5 Laps
112	3:41.061	3 Laps
197	3:28.003	3 Laps
19	3:47.189	5 Laps
136	3:45.124	4 Laps
166	3:30.704	1 Lap
18	3:36.974	3 Laps
91	3:46.230	4 Laps
64	13:37.076	5 Laps
46	3:21.793	6 Laps
41	3:34.587	4 Laps
93	3:22.590	1 Lap
97	3:33.831	5 Laps
95	3:41.442	4 Laps
169	3:32.007	3 Laps
83	3:38.926	4 Laps
20	3:22.824	3 Laps
12	4:26.178	3 Laps
5	3:16.670	1:44.159
51	3:59.585	4 Laps
616	15:53.180	5 Laps
771	3:40.162	4 Laps
50	3:34.487	2 Laps
40	3:25.111	1 Lap
52	3:32.362	4 Laps
186	3:26.185	1 Lap
62	3:58.357	7 Laps
161	3:43.751	4 Laps
75	3:42.941	5 Laps
77	3:50.477	7 Laps
98	3:14.368	2:09.327
17	3:35.215	5 Laps
27	3:26.569	3 Laps
78	3:37.668	3 Laps
56	3:48.776	7 Laps
84	3:20.574	1 Lap
15	3:37.555	2 Laps
22	13:34.713	4 Laps
38	3:46.541	5 Laps
42	3:58.803	3 Laps
48	3:41.614	7 Laps
207	3:36.571	3 Laps
47	3:33.949	22 Laps
87	3:31.023	2:54.611
30	3:20.087	2:58.115
144	3:26.256	6 Laps
13	3:34.519	1 Lap
96	3:30.866	2 Laps
76	3:31.848	3:02.681
29	6:14.227	3 Laps
100	3:36.871	4 Laps
219	3:33.182	2 Laps

Lap 44

Nr	Lap Time	Gap
2	3:13.054	
9	3:24.173	3 Laps
65	3:40.464	5 Laps
58	3:48.085	3 Laps
80	3:38.096	21.687
14	3:44.080	4 Laps
133	3:28.619	2 Laps
45	3:33.135	4 Laps
61	3:55.657	8 Laps
72	3:31.561	4 Laps
67	12:27.334	4 Laps
1	3:22.776	46.131
28	34:17.646	13 Laps
92	3:25.227	1 Lap
73	3:37.119	4 Laps
99	3:32.933	4 Laps
37	3:41.577	7 Laps
89	3:31.230	4 Laps
69	3:32.642	3 Laps
23	11:24.819	1 Lap
63	3:26.498	2 Laps
197	3:21.091	3 Laps
11	3:36.034	2 Laps
166	3:26.854	1 Lap
112	3:34.649	3 Laps
46	3:25.906	6 Laps
93	3:24.708	1 Lap
136	3:36.630	4 Laps
18	3:37.456	3 Laps
20	3:21.073	3 Laps
41	3:37.067	4 Laps
19	3:46.999	5 Laps
91	3:45.194	4 Laps
97	3:33.739	5 Laps
5	3:23.289	1:51.039
169	3:33.084	3 Laps
35	4:00.335	5 Laps
83	3:35.520	4 Laps
12	3:32.985	3 Laps
95	3:40.691	4 Laps
40	3:24.603	1 Lap
64	3:59.220	5 Laps
98	3:12.737	2:05.655
50	3:33.580	2 Laps
771	3:36.189	4 Laps
616	3:40.707	5 Laps
52	3:30.041	4 Laps
186	3:35.242	1 Lap
51	3:52.040	4 Laps
10	12:41.392	1 Lap
27	3:33.147	3 Laps
17	3:37.471	5 Laps
78	3:36.741	3 Laps
161	3:47.130	4 Laps
75	3:44.312	5 Laps
70	13:37.556	4 Laps
15	3:36.748	2 Laps
77	3:53.173	7 Laps
56	3:47.173	7 Laps
22	3:36.498	4 Laps
62	4:05.258	7 Laps



Spa Six Hours Endurance

SPA SIX HOURS

Race

Analysis by lap

Lapped

Nr	Lap Time	Gap
48	3:40.376	7 Laps
38	3:43.424	5 Laps
207	3:31.127	3 Laps
30	3:20.168	3:01.874
144	3:29.043	6 Laps
87	3:34.137	3:12.339
42	3:57.262	3 Laps

Lap 45

Nr	Lap Time	Gap
2	3:12.874	
96	3:31.494	3 Laps
13	3:37.039	2 Laps
76	3:34.680	1 Lap
47	3:48.302	23 Laps
9	3:22.659	3 Laps
100	3:37.779	5 Laps
219	3:33.186	3 Laps
65	3:39.333	5 Laps
29	4:02.872	4 Laps
133	3:27.480	2 Laps
84	4:50.630	2 Laps
58	3:43.306	3 Laps
45	3:33.518	4 Laps
80	3:37.898	46.711
72	3:32.498	4 Laps
14	3:49.443	4 Laps
1	3:26.661	59.918
92	3:27.115	1 Lap
67	3:39.158	4 Laps
99	3:31.133	4 Laps
23	3:21.051	1 Lap
61	3:55.146	8 Laps
73	3:39.829	4 Laps
89	3:33.566	4 Laps
28	3:43.017	13 Laps
63	3:29.024	2 Laps
197	3:20.010	3 Laps
69	3:37.820	3 Laps
37	3:43.538	7 Laps
46	3:18.778	6 Laps
33	12:13.088	4 Laps
93	3:19.552	1 Lap
166	3:26.739	1 Lap
112	3:32.332	3 Laps
20	3:20.873	3 Laps
136	3:33.299	4 Laps
18	3:32.375	3 Laps
41	3:32.675	4 Laps
98	3:15.592	2:08.373
169	3:32.383	3 Laps
19	3:37.900	5 Laps
97	3:35.152	5 Laps
91	3:38.633	4 Laps
40	3:23.624	1 Lap
12	3:35.256	3 Laps
83	3:37.474	4 Laps
95	3:37.198	4 Laps
50	3:33.519	2 Laps
5	3:50.542	2:28.707
10	3:18.537	1 Lap
52	3:33.716	4 Laps
771	3:39.553	4 Laps
616	3:40.970	5 Laps
911	13:32.034	4 Laps
27	3:29.587	3 Laps
35	4:03.487	5 Laps
64	3:56.514	5 Laps
17	3:34.510	5 Laps
78	3:35.437	3 Laps
51	3:49.168	4 Laps
25	13:02.577	4 Laps
161	3:41.917	4 Laps
15	3:34.138	2 Laps
75	3:43.218	5 Laps
22	3:34.574	4 Laps
30	3:20.029	3:09.029
70	3:41.190	4 Laps

Lap 46

Nr	Lap Time	Gap
2	3:11.668	
207	3:33.216	4 Laps
77	3:51.095	8 Laps
56	3:51.217	8 Laps
144	3:28.784	7 Laps
87	3:29.812	1 Lap
38	3:46.682	6 Laps
9	3:22.268	3 Laps
96	3:32.990	3 Laps
48	3:54.846	8 Laps
76	3:30.425	1 Lap
62	4:00.933	8 Laps
13	3:36.256	2 Laps
219	3:28.904	3 Laps
42	3:50.951	4 Laps
100	3:33.021	5 Laps
133	3:24.326	2 Laps
65	3:35.251	5 Laps
45	3:30.392	4 Laps
80	3:31.347	1:06.390
1	3:20.569	1:08.819
58	3:43.071	3 Laps
72	3:30.781	4 Laps
331	14:22.147	5 Laps
92	3:27.292	1 Lap
23	3:20.239	1 Lap
29	4:02.528	4 Laps
99	3:27.849	4 Laps
67	3:34.004	4 Laps
197	3:21.425	3 Laps
14	3:47.450	4 Laps
89	3:28.857	4 Laps
63	3:25.561	2 Laps
73	3:32.760	4 Laps
28	3:33.501	13 Laps
69	3:28.140	3 Laps
46	3:16.472	6 Laps
93	3:16.124	1 Lap
37	3:37.311	7 Laps
61	3:50.037	8 Laps
166	3:24.889	1 Lap
20	3:20.799	3 Laps
33	3:35.546	4 Laps
112	3:29.283	3 Laps
32	13:35.724	5 Laps
98	3:13.749	2:10.454
136	3:33.396	4 Laps
18	3:33.117	3 Laps
110	11:00.551	9 Laps
41	3:30.842	4 Laps
40	3:22.262	1 Lap
5	3:11.074	2:28.113
97	3:29.553	5 Laps
169	3:31.585	3 Laps
10	3:13.028	1 Lap
11	7:38.665	3 Laps
91	3:36.723	4 Laps
12	3:31.137	3 Laps
19	3:39.619	5 Laps
83	3:33.573	4 Laps
95	3:32.996	4 Laps
50	3:29.665	2 Laps
52	3:24.594	4 Laps
27	3:23.741	3 Laps
771	3:32.452	4 Laps
616	3:32.528	5 Laps

Lap 47

Nr	Lap Time	Gap
2	3:11.116	
30	3:18.169	1 Lap
78	3:34.032	4 Laps
35	3:53.688	6 Laps
17	3:47.147	6 Laps
15	3:34.272	3 Laps
25	3:39.309	5 Laps
911	4:00.476	5 Laps
22	3:34.834	5 Laps
64	3:54.983	6 Laps
51	3:48.269	5 Laps
207	3:24.824	4 Laps
75	3:39.876	6 Laps
161	3:41.494	5 Laps
70	3:39.294	5 Laps
144	3:24.761	7 Laps
9	3:17.013	3 Laps
87	3:28.660	1 Lap
96	3:27.852	3 Laps
76	3:29.352	1 Lap
77	3:46.080	8 Laps
56	3:45.947	8 Laps
38	3:41.324	6 Laps
219	3:29.992	3 Laps
13	3:36.232	2 Laps
48	3:43.495	8 Laps
133	3:23.912	2 Laps
100	3:34.802	5 Laps
62	3:54.273	8 Laps
1	3:16.083	1:13.786
42	3:48.786	4 Laps
65	3:34.868	5 Laps
80	3:27.108	1:22.382
23	3:17.628	1 Lap
72	3:29.801	4 Laps
331	3:34.080	5 Laps
197	3:16.564	3 Laps
58	3:40.823	3 Laps
99	3:28.275	4 Laps
46	3:16.367	6 Laps
63	3:24.570	2 Laps
93	3:17.250	1 Lap
89	3:28.775	4 Laps
73	3:26.287	4 Laps
92	3:45.591	1 Lap
67	3:37.029	4 Laps
69	3:29.660	3 Laps
28	3:32.740	13 Laps
20	3:18.137	3 Laps
166	3:25.942	1 Lap
98	3:13.747	2:13.085
14	3:54.125	4 Laps
37	3:34.471	7 Laps
112	3:29.405	3 Laps
5	3:11.333	2:28.330
33	3:36.447	4 Laps
40	3:18.040	1 Lap
10	3:15.321	1 Lap
18	3:30.690	3 Laps
136	3:32.324	4 Laps
41	3:29.316	4 Laps
29	4:28.229	4 Laps
97	3:29.093	5 Laps
169	3:29.188	3 Laps
32	3:51.977	5 Laps
11	3:27.222	3 Laps
12	3:29.775	3 Laps
50	3:31.979	2 Laps
52	3:32.214	4 Laps
83	3:36.049	4 Laps
110	3:55.171	9 Laps
91	3:40.839	4 Laps
27	3:23.800	3 Laps

Lap 48

Nr	Lap Time	Gap
2	3:08.874	
19	3:40.171	6 Laps
95	3:37.591	5 Laps
30	3:12.931	1 Lap
771	3:34.586	5 Laps
616	3:31.914	6 Laps
186	10:47.826	4 Laps
78	3:29.627	4 Laps
25	3:31.986	5 Laps
9	3:20.323	3 Laps
15	3:34.546	3 Laps
22	3:32.234	5 Laps
17	3:38.024	6 Laps
144	3:26.512	7 Laps
207	3:32.110	4 Laps
911	3:37.641	5 Laps
75	3:39.175	6 Laps
87	3:28.583	1 Lap
161	3:44.457	5 Laps
70	3:43.216	5 Laps
96	3:28.903	3 Laps
76	3:27.033	1 Lap
35	3:58.249	6 Laps
51	3:51.697	5 Laps
64	3:54.562	6 Laps
219	3:27.715	3 Laps
77	3:40.117	8 Laps
133	3:24.803	2 Laps
1	3:15.035	1:19.947
13	3:33.418	2 Laps
38	3:41.317	6 Laps
56	3:45.687	8 Laps
100	3:30.827	5 Laps
47	10:48.226	25 Laps
48	3:38.405	8 Laps
23	3:14.926	1 Lap
80	3:27.319	1:40.827
65	3:31.437	5 Laps
197	3:15.355	3 Laps
72	3:26.903	4 Laps
46	3:13.112	6 Laps
93	3:13.774	1 Lap
42	3:48.824	4 Laps
331	3:31.111	5 Laps
63	3:19.893	2 Laps
99	3:25.996	4 Laps
58	3:37.332	3 Laps
89	3:27.430	4 Laps
73	3:26.571	4 Laps
20	3:15.228	3 Laps
69	3:24.081	3 Laps
62	4:12.159	8 Laps
67	3:29.371	4 Laps
98	3:16.332	2:20.543
28	3:26.098	13 Laps
166	3:20.109	1 Lap
5	3:05.464	2:24.920
92	3:50.025	1 Lap
37	3:29.155	7 Laps
10	3:10.875	1 Lap
40	3:16.842	1 Lap
112	3:25.594	3 Laps
33	3:33.903	4 Laps



Spa Six Hours Endurance

SPA SIX HOURS

Race

Analysis by lap

Lapped

Nr	Lap Time	Gap
14	3:48.797	4 Laps
18	3:27.785	3 Laps
136	3:28.492	4 Laps
41	3:26.324	4 Laps
97	3:22.523	5 Laps
169	3:22.618	3 Laps
Lap 49		
2	3:06.488	
11	3:26.068	4 Laps
12	3:25.285	4 Laps
52	3:20.707	5 Laps
27	3:19.523	4 Laps
30	3:13.284	1 Lap
50	3:29.080	3 Laps
32	3:49.957	6 Laps
91	3:32.991	5 Laps
83	3:33.794	5 Laps
95	3:35.410	5 Laps
19	3:39.353	6 Laps
186	3:20.263	4 Laps
771	3:35.531	5 Laps
616	3:34.918	6 Laps
110	3:47.757	10 Laps
78	3:24.935	4 Laps
9	3:13.082	3 Laps
144	3:20.465	7 Laps
22	3:25.985	5 Laps
25	3:29.757	5 Laps
15	3:29.198	3 Laps
17	3:28.461	6 Laps
87	3:22.266	1 Lap
911	3:29.566	5 Laps
207	3:34.659	4 Laps
76	3:21.247	1 Lap
75	3:30.443	6 Laps
96	3:23.600	3 Laps
1	3:13.291	1:26.750
161	3:35.835	5 Laps
70	3:35.242	5 Laps
219	3:23.751	3 Laps
133	3:20.577	2 Laps
51	3:44.290	5 Laps
23	3:15.960	1 Lap
35	3:47.223	6 Laps
13	3:31.409	2 Laps
64	3:47.938	6 Laps
100	3:28.326	5 Laps
38	3:36.874	6 Laps
197	3:14.018	3 Laps
77	3:42.604	8 Laps
47	3:40.044	25 Laps
80	3:26.221	2:00.560
46	3:15.801	6 Laps
48	3:40.608	8 Laps
93	3:12.734	1 Lap
56	3:46.520	8 Laps
65	3:32.235	5 Laps
72	3:22.369	4 Laps
63	3:16.023	2 Laps
99	3:21.508	4 Laps
331	3:28.571	5 Laps
5	3:05.466	2:23.898
20	3:17.898	3 Laps
73	3:23.151	4 Laps
69	3:20.530	3 Laps
42	3:44.549	4 Laps
166	3:22.053	1 Lap
89	3:31.256	4 Laps
28	3:25.187	13 Laps
10	3:10.460	1 Lap
58	3:39.715	3 Laps
67	3:32.446	4 Laps
40	3:15.238	1 Lap
112	3:23.120	3 Laps
37	3:28.577	7 Laps
Lap 50		
2	3:04.622	
136	3:27.610	5 Laps
33	3:33.859	5 Laps
97	3:27.041	6 Laps
169	3:27.067	4 Laps
18	3:31.471	4 Laps
41	3:30.734	5 Laps
11	3:20.753	4 Laps
30	3:12.153	1 Lap
27	3:16.558	4 Laps
14	3:39.556	5 Laps
52	3:21.556	5 Laps
12	3:26.435	4 Laps
50	3:24.082	3 Laps
61	11:16.330	11 Laps
186	3:19.039	4 Laps
91	3:31.715	5 Laps
83	3:34.733	5 Laps
95	3:31.281	5 Laps
9	3:14.286	3 Laps
19	3:33.539	6 Laps
771	3:30.837	5 Laps
78	3:26.853	4 Laps
616	3:32.637	6 Laps
32	3:51.863	6 Laps
144	3:19.532	7 Laps
110	3:42.033	10 Laps
22	3:23.662	5 Laps
25	3:25.533	5 Laps
15	3:25.731	3 Laps
87	3:21.866	1 Lap
17	3:28.101	6 Laps
1	3:09.271	1:31.399
76	3:19.967	1 Lap
911	3:29.357	5 Laps
96	3:22.290	3 Laps
75	3:28.192	6 Laps
133	3:19.018	2 Laps
23	3:10.372	1 Lap
219	3:25.364	3 Laps
70	3:33.516	5 Laps
197	3:11.835	3 Laps
161	3:37.776	5 Laps
100	3:25.801	5 Laps
93	3:13.570	1 Lap
13	3:30.878	2 Laps
46	3:15.661	6 Laps
51	3:43.469	5 Laps
80	3:27.399	2:23.337
5	3:05.083	2:24.359
38	3:38.330	6 Laps
72	3:27.098	4 Laps
63	3:25.302	2 Laps
35	3:51.835	6 Laps
77	3:43.725	8 Laps
64	3:50.062	6 Laps
47	3:42.569	25 Laps
99	3:24.393	4 Laps
65	3:35.600	5 Laps
48	3:42.209	8 Laps
20	3:18.179	3 Laps
56	3:42.821	8 Laps
69	3:18.287	3 Laps
73	3:19.673	4 Laps
10	3:09.956	1 Lap
331	3:30.670	5 Laps
166	3:19.005	1 Lap
89	3:24.042	4 Laps
28	3:23.004	13 Laps
40	3:17.222	1 Lap
Lap 51		
2	3:03.036	
67	3:27.023	5 Laps
58	3:34.706	4 Laps
112	3:24.294	4 Laps
37	3:26.961	8 Laps
42	3:53.979	5 Laps
30	3:09.311	1 Lap
169	3:23.338	4 Laps
97	3:25.246	6 Laps
27	3:19.189	4 Laps
136	3:29.660	5 Laps
11	3:26.560	4 Laps
18	3:28.831	4 Laps
33	3:32.277	5 Laps
41	3:30.719	5 Laps
12	3:21.973	4 Laps
52	3:30.576	5 Laps
14	3:33.690	5 Laps
9	3:06.810	3 Laps
50	3:27.075	3 Laps
186	3:19.419	4 Laps
91	3:29.724	5 Laps
95	3:26.150	5 Laps
19	3:29.573	6 Laps
78	3:24.938	4 Laps
144	3:18.827	7 Laps
771	3:29.456	5 Laps
616	3:28.096	6 Laps
1	3:10.889	1:39.252
22	3:22.547	5 Laps
87	3:17.920	1 Lap
25	3:26.077	5 Laps
15	3:30.727	3 Laps
76	3:25.891	1 Lap
23	3:09.734	1 Lap
110	3:42.307	10 Laps
96	3:23.872	3 Laps
17	3:30.106	6 Laps
911	3:27.843	5 Laps
133	3:17.122	2 Laps
32	3:53.935	6 Laps
197	3:06.139	3 Laps
75	3:29.856	6 Laps
219	3:20.462	3 Laps
93	3:10.099	1 Lap
46	3:08.658	6 Laps
5	3:02.050	2:23.373
70	3:31.537	5 Laps
100	3:26.451	5 Laps
13	3:23.766	2 Laps
161	3:36.773	5 Laps
80	3:26.220	2:46.521
63	3:18.754	2 Laps
72	3:21.635	4 Laps
20	3:15.250	3 Laps
99	3:18.754	4 Laps
10	3:09.688	1 Lap
51	3:39.938	5 Laps
38	3:36.550	6 Laps
69	3:19.137	3 Laps
Lap 52		
2	3:07.459	
77	3:37.291	9 Laps
65	3:32.774	6 Laps
73	3:27.236	5 Laps
166	3:22.542	2 Laps
64	3:42.709	7 Laps
48	3:36.570	9 Laps
35	3:47.117	7 Laps
40	3:17.801	2 Laps
331	3:30.429	6 Laps
89	3:23.559	5 Laps
28	3:24.338	14 Laps
92	9:58.226	4 Laps
56	3:42.832	9 Laps
67	3:22.034	5 Laps
47	3:58.083	26 Laps
58	3:26.087	4 Laps
30	3:09.460	1 Lap
112	3:22.190	4 Laps
37	3:23.816	8 Laps
27	3:17.088	4 Laps
169	3:22.669	4 Laps
207	8:54.832	6 Laps
97	3:22.657	6 Laps
11	3:18.903	4 Laps
136	3:28.849	5 Laps
9	3:12.204	3 Laps
62	11:10.832	11 Laps
12	3:24.759	4 Laps
18	3:29.260	4 Laps
33	3:28.872	5 Laps
41	3:28.939	5 Laps
29	13:58.093	8 Laps
186	3:15.895	4 Laps
98	11:15.134	3 Laps
50	3:23.227	3 Laps
14	3:34.937	5 Laps
42	4:19.058	5 Laps
95	3:24.914	5 Laps
1	3:07.484	1:39.277
91	3:26.899	5 Laps
144	3:17.038	7 Laps
78	3:23.013	4 Laps
771	3:25.937	5 Laps
87	3:16.139	1 Lap
616	3:26.692	6 Laps
19	3:31.636	6 Laps
22	3:19.443	5 Laps
23	3:08.177	1 Lap
25	3:20.359	5 Laps
197	3:09.193	3 Laps
76	3:20.072	1 Lap
96	3:20.741	3 Laps
15	3:24.588	3 Laps
133	3:18.205	2 Laps
5	3:01.248	2:17.162
17	3:28.702	6 Laps
911	3:26.178	5 Laps
46	3:13.271	6 Laps
93	3:14.468	1 Lap
219	3:24.534	3 Laps
110	3:39.754	10 Laps
75	3:29.189	6 Laps
61	8:12.463	12 Laps
32	3:47.507	6 Laps
70	3:31.021	5 Laps
10	3:06.065	1 Lap
100	3:27.977	5 Laps
13	3:28.879	2 Laps
63	3:15.090	2 Laps
20	3:13.718	3 Laps
72	3:18.033	4 Laps



Spa Six Hours Endurance

SPA SIX HOURS

Race

Analysis by lap

Lapped

Lap 53

Nr	Lap Time	Gap
2	3:01.901	
80	3:22.846	1 Lap
99	3:17.554	5 Laps
69	3:15.130	4 Laps
161	3:44.188	6 Laps
40	3:13.891	2 Laps
166	3:20.516	2 Laps
73	3:24.151	5 Laps
38	3:35.114	7 Laps
65	3:29.553	6 Laps
89	3:20.471	5 Laps
51	3:42.936	6 Laps
77	3:34.666	9 Laps
92	3:21.760	4 Laps
28	3:23.832	14 Laps
30	3:08.995	1 Lap
331	3:30.891	6 Laps
67	3:23.120	5 Laps
48	3:39.644	9 Laps
64	3:40.451	7 Laps
56	3:34.639	9 Laps
35	3:41.560	7 Laps
58	3:27.420	4 Laps
112	3:27.347	4 Laps
37	3:23.677	8 Laps
27	3:11.580	4 Laps
169	3:19.402	4 Laps
207	3:19.924	6 Laps
11	3:18.956	4 Laps
9	3:10.580	3 Laps
97	3:21.008	6 Laps
12	3:19.865	4 Laps
18	3:20.956	4 Laps
98	3:14.214	3 Laps
186	3:17.511	4 Laps
41	3:25.541	5 Laps
33	3:28.072	5 Laps
50	3:22.958	3 Laps
62	3:36.886	11 Laps
1	3:07.134	1:44.510
144	3:17.298	7 Laps
87	3:13.248	1 Lap
95	3:28.385	5 Laps
91	3:27.291	5 Laps
23	3:09.506	1 Lap
14	3:43.236	5 Laps
78	3:23.649	4 Laps
197	3:06.080	3 Laps
29	4:01.461	8 Laps
771	3:26.789	5 Laps
616	3:24.978	6 Laps
5	3:01.042	2:16.303
25	3:18.474	5 Laps
22	3:27.854	5 Laps
42	3:50.814	5 Laps
19	3:31.621	6 Laps
76	3:15.905	1 Lap
133	3:12.897	2 Laps
93	3:04.938	1 Lap
15	3:19.366	3 Laps
96	3:21.468	3 Laps
46	3:07.900	6 Laps
17	3:22.417	6 Laps
911	3:22.770	5 Laps
219	3:17.788	3 Laps
10	3:02.970	1 Lap
75	3:28.932	6 Laps

Lap 54

Nr	Lap Time	Gap
2	3:05.362	
110	3:38.355	11 Laps
20	3:12.580	4 Laps
63	3:17.476	3 Laps
72	3:15.387	5 Laps
100	3:25.716	6 Laps
13	3:26.493	3 Laps
80	3:20.555	1 Lap
69	3:14.686	4 Laps
99	3:20.012	5 Laps
61	3:43.047	13 Laps
70	3:35.906	6 Laps
40	3:09.771	2 Laps
166	3:12.096	2 Laps
32	3:53.829	7 Laps
89	3:20.914	5 Laps
30	3:13.353	1 Lap
65	3:24.169	6 Laps
92	3:20.587	4 Laps
28	3:21.008	14 Laps
38	3:30.201	7 Laps
67	3:21.998	5 Laps
77	3:31.332	9 Laps
51	3:34.657	6 Laps
331	3:36.173	6 Laps
27	3:16.395	4 Laps
64	3:38.617	7 Laps
58	3:27.717	4 Laps
112	3:27.868	4 Laps
9	3:10.511	3 Laps
37	3:27.093	8 Laps
35	3:43.787	7 Laps
11	3:19.648	4 Laps
56	3:46.066	9 Laps
207	3:21.458	6 Laps
169	3:22.571	4 Laps
97	3:20.192	6 Laps
98	3:11.380	3 Laps
186	3:11.146	4 Laps
12	3:19.422	4 Laps
1	3:06.739	1:45.887
41	3:20.397	5 Laps
33	3:22.389	5 Laps
50	3:19.111	3 Laps
18	3:32.750	4 Laps
62	3:23.447	11 Laps
144	3:13.033	7 Laps
23	3:04.031	1 Lap
197	3:01.047	3 Laps
87	3:11.643	1 Lap
5	3:02.435	2:13.376
52	10:31.674	7 Laps
78	3:21.633	4 Laps
95	3:25.978	5 Laps
91	3:25.847	5 Laps
133	3:15.214	2 Laps
93	3:10.643	1 Lap
25	3:22.928	5 Laps
771	3:29.653	5 Laps
616	3:30.994	6 Laps
46	3:16.343	6 Laps
76	3:25.227	1 Lap
22	3:28.623	5 Laps
15	3:21.388	3 Laps
96	3:20.853	3 Laps
19	3:30.919	6 Laps
10	3:00.688	1 Lap
911	3:22.097	5 Laps
29	3:53.146	8 Laps
219	3:21.517	3 Laps

Lap 55

Nr	Lap Time	Gap
2	2:59.445	
17	3:28.297	7 Laps
20	3:11.337	4 Laps
75	3:27.392	7 Laps
72	3:12.140	5 Laps
63	3:14.531	3 Laps
69	3:19.434	4 Laps
110	3:35.062	11 Laps
99	3:19.258	5 Laps
100	3:24.300	6 Laps
80	3:22.388	1 Lap
40	3:12.309	2 Laps
48	6:02.857	10 Laps
166	3:14.835	2 Laps
70	3:30.481	6 Laps
30	3:07.881	1 Lap
61	3:37.372	13 Laps
89	3:18.943	5 Laps
92	3:15.955	4 Laps
65	3:24.025	6 Laps
28	3:21.997	14 Laps
38	3:23.648	7 Laps
67	3:17.360	5 Laps
13	4:02.814	3 Laps
32	3:48.744	7 Laps
9	3:04.796	3 Laps
77	3:25.529	9 Laps
27	3:15.974	4 Laps
51	3:35.783	6 Laps
58	3:22.875	4 Laps
112	3:23.120	4 Laps
37	3:23.838	8 Laps
169	3:14.939	4 Laps
11	3:16.574	4 Laps
98	3:12.811	3 Laps
186	3:12.447	4 Laps
207	3:24.433	6 Laps
1	3:07.861	1:54.303
97	3:24.547	6 Laps
331	3:44.694	6 Laps
12	3:22.369	4 Laps
64	3:43.180	7 Laps
35	3:40.647	7 Laps
41	3:19.482	5 Laps
23	3:04.404	1 Lap
56	3:40.017	9 Laps
197	3:03.737	3 Laps
33	3:24.607	5 Laps
50	3:23.913	3 Laps
144	3:13.505	7 Laps
5	3:06.557	2:20.488
87	3:10.963	1 Lap
62	3:22.534	11 Laps
93	3:03.898	1 Lap
52	3:24.593	7 Laps
78	3:21.948	4 Laps
133	3:13.834	2 Laps
95	3:23.959	5 Laps
91	3:24.169	5 Laps
46	3:08.659	6 Laps
25	3:16.425	5 Laps
10	3:02.389	1 Lap
76	3:15.008	1 Lap

Lap 56

Nr	Lap Time	Gap
2	3:00.483	
771	3:25.510	6 Laps
616	3:24.738	7 Laps
15	3:21.844	4 Laps
22	3:24.787	6 Laps
96	3:26.968	4 Laps
19	3:26.980	7 Laps
911	3:18.603	6 Laps
219	3:17.250	4 Laps
73	9:03.105	7 Laps
20	3:07.998	4 Laps
17	3:25.702	7 Laps
72	3:12.760	5 Laps
63	3:12.877	3 Laps
29	3:45.844	9 Laps
40	3:07.457	2 Laps
69	3:11.764	4 Laps
99	3:11.313	5 Laps
75	3:33.225	7 Laps
80	3:16.963	1 Lap
100	3:20.619	6 Laps
166	3:13.828	2 Laps
30	3:07.136	1 Lap
110	3:34.697	11 Laps
48	3:30.582	10 Laps
92	3:13.438	4 Laps
89	3:16.037	5 Laps
61	3:35.930	13 Laps
28	3:20.965	14 Laps
67	3:18.865	5 Laps
65	3:23.822	6 Laps
9	3:14.463	3 Laps
27	3:12.654	4 Laps
38	3:35.942	7 Laps
77	3:27.079	9 Laps
98	3:13.326	3 Laps
1	3:06.572	2:00.392
11	3:16.918	4 Laps
169	3:19.243	4 Laps
32	3:44.361	7 Laps
186	3:15.735	4 Laps
58	3:22.860	4 Laps
112	3:22.455	4 Laps
37	3:24.573	8 Laps
23	3:02.092	1 Lap
51	3:33.308	6 Laps
197	3:02.735	3 Laps
97	3:18.741	6 Laps
207	3:20.933	6 Laps
12	3:18.885	4 Laps
41	3:20.661	5 Laps
144	3:17.633	7 Laps
87	3:15.690	1 Lap
50	3:19.501	3 Laps
64	3:40.150	7 Laps
33	3:25.071	5 Laps
93	3:06.220	1 Lap
62	3:26.029	11 Laps
161	11:44.747	8 Laps
35	3:43.361	7 Laps
10	2:59.495	1 Lap
56	3:43.077	9 Laps
331	4:02.715	6 Laps
52	3:20.069	7 Laps
133	3:11.628	2 Laps
46	3:08.366	6 Laps

Lap 57

Nr	Lap Time	Gap
2	2:59.245	
45	32:44.462	14 Laps
25	3:17.914	6 Laps
76	3:13.955	2 Laps
95	3:26.120	6 Laps
91	3:26.119	6 Laps
78	3:35.937	5 Laps
15	3:18.737	4 Laps
22	3:19.861	6 Laps



Spa Six Hours Endurance

SPA SIX HOURS

Race

Analysis by lap

Lapped

Nr	Lap Time	Gap
771	3:26.002	6 Laps
616	3:26.218	7 Laps
911	3:19.779	6 Laps
219	3:19.623	4 Laps
42	10:22.292	8 Laps
19	3:25.077	7 Laps
72	3:12.958	5 Laps
63	3:13.481	3 Laps
17	3:23.717	7 Laps
73	3:31.011	7 Laps
69	3:09.540	4 Laps
40	3:14.774	2 Laps
99	3:14.483	5 Laps
80	3:14.901	1 Lap
30	3:11.811	1 Lap
100	3:20.663	6 Laps
166	3:21.597	2 Laps
29	3:47.022	9 Laps
5	5:13.676	1 Lap
89	3:17.026	5 Laps
110	3:33.645	11 Laps
48	3:32.922	10 Laps
28	3:14.817	14 Laps
27	3:09.287	4 Laps
67	3:18.985	5 Laps
14	11:56.020	8 Laps
65	3:22.835	6 Laps
1	3:01.662	2:02.809
61	3:33.974	13 Laps
98	3:10.099	3 Laps
186	3:06.324	4 Laps
11	3:11.712	4 Laps
23	3:03.099	1 Lap
9	3:42.472	3 Laps
58	3:21.224	4 Laps
112	3:21.597	4 Laps
77	3:37.573	9 Laps
97	3:17.978	6 Laps
207	3:20.644	6 Laps
37	3:28.042	8 Laps
12	3:17.344	4 Laps
87	3:10.100	1 Lap
32	3:44.465	7 Laps
41	3:20.422	5 Laps
144	3:14.098	7 Laps
51	3:39.264	6 Laps
93	3:05.697	1 Lap
10	2:59.878	1 Lap
50	3:19.140	3 Laps

Lap 58

Nr	Lap Time	Gap
2	3:00.990	
33	3:20.796	6 Laps
62	3:20.494	12 Laps
46	3:09.770	7 Laps
133	3:12.064	3 Laps
161	3:25.463	9 Laps
64	3:39.620	8 Laps
52	3:24.267	8 Laps
76	3:12.097	2 Laps
25	3:16.830	6 Laps
35	3:38.188	8 Laps
56	3:37.874	10 Laps
92	5:12.936	5 Laps
95	3:23.327	6 Laps
91	3:23.262	6 Laps
15	3:17.435	4 Laps
22	3:15.905	6 Laps
771	3:21.808	6 Laps
616	3:21.929	7 Laps
911	3:19.562	6 Laps
219	3:19.565	4 Laps
72	3:12.098	5 Laps
63	3:12.574	3 Laps
19	3:23.485	7 Laps
42	3:32.592	8 Laps
69	3:15.952	4 Laps
17	3:22.240	7 Laps
73	3:24.491	7 Laps
99	3:16.220	5 Laps
80	3:16.265	1 Lap
5	2:53.465	1 Lap
100	3:19.551	6 Laps
89	3:19.132	5 Laps
27	3:14.455	4 Laps
29	3:50.519	9 Laps
28	3:36.840	14 Laps
48	3:40.833	10 Laps
67	3:33.836	5 Laps
1	3:25.159	2:26.978
14	3:35.550	8 Laps
65	3:36.063	6 Laps
98	3:26.434	3 Laps
186	3:26.068	4 Laps
23	3:23.500	1 Lap
96	8:25.323	5 Laps
11	3:25.674	4 Laps
110	3:57.592	11 Laps
9	3:20.732	3 Laps
61	3:42.849	13 Laps
58	3:23.376	4 Laps
112	3:22.984	4 Laps
77	3:27.406	9 Laps
97	3:27.612	6 Laps
207	3:25.687	6 Laps
45	6:17.684	14 Laps
37	4:06.261	8 Laps
12	4:06.324	4 Laps
87	3:58.603	1 Lap
136	20:47.977	10 Laps
93	3:56.755	1 Lap
144	3:59.502	7 Laps
10	3:58.236	1 Lap
41	4:01.240	5 Laps
32	4:04.130	7 Laps
51	4:03.707	6 Laps

Lap 59

Nr	Lap Time	Gap
2	3:54.352	
33	3:56.142	6 Laps
46	3:50.891	7 Laps
62	3:52.073	12 Laps
133	3:51.116	3 Laps
161	3:47.806	9 Laps
52	3:42.918	8 Laps
50	4:11.775	4 Laps
64	3:47.302	8 Laps
76	3:46.842	2 Laps
25	3:45.838	6 Laps
35	3:50.200	8 Laps
56	3:51.718	10 Laps
95	3:52.840	6 Laps
91	3:53.155	6 Laps
15	3:52.334	4 Laps
22	3:53.526	6 Laps
616	3:46.615	7 Laps
911	3:47.147	6 Laps
219	3:47.190	4 Laps
72	3:48.150	5 Laps
63	3:47.786	3 Laps
771	3:54.430	6 Laps
19	3:45.486	7 Laps
42	3:39.231	8 Laps
69	3:40.120	4 Laps
17	3:41.164	7 Laps
73	3:41.393	7 Laps
99	3:41.368	5 Laps
70	13:11.114	9 Laps
80	3:35.244	1 Lap
5	3:35.953	1 Lap
100	4:56.125	6 Laps
89	4:39.267	5 Laps
27	4:32.175	4 Laps
28	4:16.886	14 Laps
48	4:16.388	10 Laps
67	4:16.897	5 Laps
1	4:17.222	2:49.848
14	4:13.719	8 Laps
29	4:24.993	9 Laps
65	4:14.044	6 Laps
98	4:14.422	3 Laps
186	4:14.679	4 Laps
23	4:14.922	1 Lap
96	4:15.081	5 Laps
11	4:14.867	4 Laps
9	4:12.589	3 Laps
61	4:10.223	13 Laps
58	4:10.886	4 Laps
77	4:05.050	9 Laps
97	4:03.927	6 Laps
207	4:03.450	6 Laps
45	3:48.908	14 Laps
112	4:18.444	4 Laps
37	4:39.171	8 Laps
12	4:39.228	4 Laps
87	4:39.453	1 Lap
93	4:39.161	1 Lap
144	4:38.983	7 Laps
10	4:39.814	1 Lap
32	4:39.601	7 Laps
51	4:39.443	6 Laps

Lap 60

Nr	Lap Time	Gap
2	4:39.148	
136	4:48.448	11 Laps
33	4:37.244	6 Laps
41	4:46.302	6 Laps
46	4:39.701	7 Laps
62	4:39.503	12 Laps
133	4:39.308	3 Laps
161	4:38.149	9 Laps
52	4:37.721	8 Laps
64	4:35.862	8 Laps
76	4:35.139	2 Laps
25	4:34.622	6 Laps
35	4:29.071	8 Laps
56	4:29.260	10 Laps
95	4:21.515	6 Laps
91	4:21.624	6 Laps
110	6:14.606	12 Laps
75	14:05.478	10 Laps
22	4:21.798	6 Laps
616	4:19.526	7 Laps
44	42:47.829	32 Laps
78	11:41.061	7 Laps
166	10:44.791	4 Laps
15	4:28.660	4 Laps
911	4:22.345	6 Laps
219	4:23.455	4 Laps
72	4:23.119	5 Laps
63	4:23.231	3 Laps
38	13:22.734	10 Laps
19	4:25.209	7 Laps
42	4:24.972	8 Laps
69	4:24.380	4 Laps
17	4:23.978	7 Laps
73	4:22.220	7 Laps
80	4:23.189	1 Lap
5	4:21.924	1 Lap
99	4:31.425	5 Laps
40	11:41.189	4 Laps
100	4:52.608	6 Laps
89	4:52.175	5 Laps
27	4:51.733	4 Laps
28	4:48.031	14 Laps
48	4:48.190	10 Laps
67	4:48.429	5 Laps
1	4:48.393	2:59.093
14	4:48.422	8 Laps
65	4:49.413	6 Laps
98	4:48.750	3 Laps
186	4:48.761	4 Laps
23	4:48.403	1 Lap
96	4:48.201	5 Laps
11	4:47.862	4 Laps
9	4:47.366	3 Laps
61	4:46.830	13 Laps
58	4:46.557	4 Laps
77	4:46.153	9 Laps
97	4:46.232	6 Laps
207	4:45.135	6 Laps
45	4:44.038	14 Laps
30	13:41.454	3 Laps
37	4:53.852	8 Laps
12	4:53.752	4 Laps
87	4:53.106	1 Lap
93	4:52.230	1 Lap
10	4:49.971	1 Lap
32	4:50.510	7 Laps
51	4:51.262	6 Laps

Lap 61

Nr	Lap Time	Gap
2	4:50.804	
33	4:50.675	6 Laps
46	4:47.969	7 Laps
144	5:00.696	8 Laps
62	4:49.433	12 Laps
161	4:49.354	9 Laps
52	4:49.315	8 Laps
64	4:49.212	8 Laps
25	4:46.741	6 Laps
133	4:54.353	3 Laps
35	4:47.136	8 Laps
56	4:45.682	10 Laps
95	4:44.503	6 Laps
91	4:44.286	6 Laps
110	4:43.953	12 Laps
75	4:44.214	10 Laps
22	4:44.208	6 Laps
616	4:44.471	7 Laps
78	4:43.720	7 Laps
166	4:43.513	4 Laps
911	4:43.651	6 Laps
72	4:44.222	5 Laps
63	4:44.163	3 Laps
38	4:43.480	10 Laps
219	4:50.521	4 Laps
19	4:43.312	7 Laps
42	4:42.854	8 Laps
69	4:42.886	4 Laps
17	4:41.248	7 Laps
5	4:41.063	1 Lap
40	4:27.885	4 Laps
50	10:03.418	5 Laps
73	4:52.355	7 Laps



Spa Six Hours Endurance

SPA SIX HOURS

Race

Analysis by lap

Lapped

Nr	Lap Time	Gap
112	7:07.077	5 Laps
80	4:50.837	1 Lap
100	4:38.647	6 Laps
89	4:38.562	5 Laps
27	4:38.599	4 Laps
28	4:37.612	14 Laps
48	4:37.647	10 Laps
67	4:37.130	5 Laps
1	4:37.702	2:45.991
14	4:37.374	8 Laps
65	4:36.549	6 Laps
98	4:36.703	3 Laps
186	4:36.422	4 Laps
96	4:36.717	5 Laps
11	4:36.933	4 Laps
9	4:36.989	3 Laps
61	4:36.927	13 Laps
23	4:42.288	1 Lap
58	4:36.665	4 Laps
77	4:36.225	9 Laps
207	4:36.975	6 Laps
45	4:37.248	14 Laps
30	4:33.784	3 Laps
771	11:43.568	7 Laps
97	4:44.849	6 Laps
29	9:45.733	10 Laps
37	4:38.877	8 Laps
12	4:39.134	4 Laps
93	4:38.019	1 Lap
10	4:37.705	1 Lap
32	4:36.988	7 Laps

Lap 62

Nr	Lap Time	Gap
2	4:35.447	
87	4:43.494	2 Laps
33	4:36.837	6 Laps
46	4:37.666	7 Laps
62	4:36.196	12 Laps
161	4:35.420	9 Laps
52	4:36.079	8 Laps
64	4:36.231	8 Laps
25	4:36.538	6 Laps
56	4:36.619	10 Laps
95	4:36.558	6 Laps
51	4:50.310	7 Laps
110	4:35.641	12 Laps
75	4:37.894	10 Laps
35	4:44.965	8 Laps
22	4:37.885	6 Laps
616	4:37.356	7 Laps
78	4:36.854	7 Laps
91	4:45.255	6 Laps
166	4:36.931	4 Laps
911	4:36.793	6 Laps
72	4:32.592	5 Laps
63	4:32.321	3 Laps
38	4:31.604	10 Laps
19	4:31.664	7 Laps
42	4:31.781	8 Laps
69	4:30.716	4 Laps
17	4:33.524	7 Laps
5	4:29.256	1 Lap
40	4:28.444	4 Laps
50	4:28.322	5 Laps
112	4:25.079	5 Laps
41	10:04.405	7 Laps
15	10:16.320	5 Laps
100	4:35.348	6 Laps
89	4:34.883	5 Laps
27	4:34.761	4 Laps
28	4:35.729	14 Laps
48	4:35.907	10 Laps
67	4:35.666	5 Laps
1	4:34.791	2:45.335
14	4:35.255	8 Laps
98	4:33.561	3 Laps
65	4:35.043	6 Laps
186	4:34.183	4 Laps
96	4:32.528	5 Laps
9	4:32.678	3 Laps
58	4:31.103	4 Laps
77	4:30.576	9 Laps
207	4:29.170	6 Laps
45	4:30.697	14 Laps
30	4:29.847	3 Laps
11	4:40.078	4 Laps
771	4:29.366	7 Laps
29	4:28.076	10 Laps
99	11:30.825	6 Laps
61	4:39.923	13 Laps
23	4:39.600	1 Lap
10	3:50.488	1 Lap
93	3:52.187	1 Lap

Lap 63

Nr	Lap Time	Gap
2	3:48.785	
46	3:50.220	7 Laps
37	4:01.626	9 Laps
12	4:01.529	5 Laps
62	3:53.104	12 Laps
33	3:57.314	6 Laps
161	3:54.727	9 Laps
25	3:53.254	6 Laps
52	3:55.989	8 Laps
32	4:06.935	8 Laps
95	3:54.749	6 Laps
56	3:57.911	10 Laps
64	4:03.632	8 Laps
5	3:41.764	1 Lap
112	3:38.334	5 Laps
78	3:55.505	7 Laps
166	3:54.798	4 Laps
63	3:53.863	3 Laps
911	3:56.457	6 Laps
69	3:53.836	4 Laps
110	4:08.507	12 Laps
38	3:56.608	10 Laps
616	4:02.767	7 Laps
22	4:04.264	6 Laps
41	3:45.346	7 Laps
50	3:46.918	5 Laps
42	3:57.205	8 Laps
19	3:58.121	7 Laps
40	3:50.045	4 Laps
17	3:53.597	7 Laps
75	4:09.824	10 Laps
133	8:55.729	4 Laps
72	4:05.825	5 Laps
136	14:04.808	13 Laps
15	3:18.977	5 Laps
219	9:38.428	5 Laps
1	3:09.481	2:06.031
27	3:15.235	4 Laps
89	3:19.997	5 Laps
100	3:21.354	6 Laps
28	3:19.657	14 Laps
98	3:13.803	3 Laps
144	10:34.246	9 Laps
14	3:23.170	8 Laps
30	3:12.446	3 Laps
96	3:23.762	5 Laps
48	3:30.364	10 Laps
67	3:30.700	5 Laps
58	3:21.786	4 Laps
771	3:17.318	7 Laps
99	3:17.055	6 Laps
23	3:17.062	1 Lap
65	3:32.208	6 Laps
207	3:25.957	6 Laps
9	3:30.145	3 Laps
186	3:33.306	4 Laps
29	3:23.810	10 Laps
77	3:30.924	9 Laps
45	3:35.893	14 Laps

Lap 64

Nr	Lap Time	Gap
2	2:51.642	
10	2:54.774	2 Laps
51	6:28.648	8 Laps
93	2:55.539	2 Laps
46	3:04.445	7 Laps
80	10:54.877	3 Laps
62	3:15.469	12 Laps
5	2:57.352	1 Lap
37	3:23.525	9 Laps
33	3:20.335	6 Laps
25	3:17.904	6 Laps
12	3:24.644	5 Laps
112	3:03.863	5 Laps
161	3:21.389	9 Laps
52	3:19.555	8 Laps
63	3:15.163	3 Laps
69	3:12.156	4 Laps
166	3:18.758	4 Laps
95	3:30.660	6 Laps
50	3:21.557	5 Laps
133	3:19.018	4 Laps
616	3:25.240	7 Laps
41	3:25.436	7 Laps
78	3:33.206	7 Laps
911	3:30.741	6 Laps
40	3:26.529	4 Laps
38	3:31.401	10 Laps
17	3:28.884	7 Laps
64	3:47.132	8 Laps
22	3:34.617	6 Laps
42	3:33.945	8 Laps
15	3:21.903	5 Laps
56	3:51.506	10 Laps
19	3:36.214	7 Laps
75	3:35.098	10 Laps
32	4:03.924	8 Laps
136	3:32.510	13 Laps
61	5:19.048	14 Laps
197	30:11.753	10 Laps
110	4:06.980	12 Laps
219	3:14.588	5 Laps
1	3:00.390	2:14.779
27	3:09.397	4 Laps
98	3:07.626	3 Laps
89	3:13.742	5 Laps
144	3:11.634	9 Laps
28	3:13.642	14 Laps
30	3:05.107	3 Laps
100	3:18.454	6 Laps
23	3:03.605	1 Lap
14	3:13.960	8 Laps
9	3:08.837	3 Laps
771	3:18.048	7 Laps
67	3:21.523	5 Laps
99	3:18.893	6 Laps
97	11:04.453	8 Laps

Lap 65

Nr	Lap Time	Gap
2	2:59.755	
58	3:26.100	5 Laps
48	3:28.624	11 Laps
186	3:19.940	5 Laps
10	3:01.188	2 Laps
96	3:29.289	6 Laps
65	3:23.734	7 Laps
29	3:20.278	11 Laps
93	3:01.772	2 Laps
207	3:24.624	7 Laps
73	13:39.335	10 Laps
11	6:54.604	6 Laps
77	3:29.730	10 Laps
72	5:24.348	6 Laps
51	3:20.577	8 Laps
46	3:04.570	7 Laps
45	3:32.311	15 Laps
5	2:53.863	1 Lap
80	3:02.601	3 Laps
91	9:57.494	8 Laps
112	3:03.368	5 Laps
62	3:16.522	12 Laps
25	3:18.719	6 Laps
33	3:20.139	6 Laps
12	3:19.923	5 Laps
161	3:20.175	9 Laps
52	3:21.036	8 Laps
69	3:08.754	4 Laps
37	3:27.739	9 Laps
63	3:11.850	3 Laps
166	3:10.905	4 Laps
133	3:02.729	4 Laps
50	3:13.496	5 Laps
95	3:25.993	6 Laps
40	3:14.447	4 Laps
41	3:19.000	7 Laps
911	3:20.026	6 Laps
78	3:24.562	7 Laps
17	3:24.672	7 Laps
15	3:21.175	5 Laps
616	3:32.467	7 Laps
38	3:27.632	10 Laps
42	3:24.828	8 Laps
22	3:27.286	6 Laps
197	3:04.880	10 Laps
19	3:25.933	7 Laps
75	3:33.154	10 Laps
56	3:36.561	10 Laps
136	3:30.813	13 Laps
64	3:44.724	8 Laps
61	3:30.731	14 Laps
219	3:11.876	5 Laps
1	3:10.278	2:25.302
27	3:10.639	4 Laps
98	3:06.253	3 Laps
87	12:17.886	4 Laps
30	3:04.302	3 Laps
23	3:00.753	1 Lap
89	3:10.610	5 Laps
144	3:11.293	9 Laps
28	3:11.921	14 Laps

Lap 66

Nr	Lap Time	Gap
2	2:57.787	
100	3:18.922	7 Laps
14	3:15.342	9 Laps
10	3:00.586	2 Laps
9	3:14.723	4 Laps
99	3:09.373	7 Laps
93	3:03.563	2 Laps
771	3:14.969	8 Laps



Spa Six Hours Endurance

SPA SIX HOURS

Race

Analysis by lap

Lapped

Nr	Lap Time	Gap
169	34:50.693	13 Laps
110	4:23.883	13 Laps
186	3:13.351	5 Laps
97	3:19.526	9 Laps
67	3:21.808	6 Laps
58	3:17.430	5 Laps
29	3:18.604	11 Laps
48	3:22.419	11 Laps
11	3:12.490	6 Laps
5	3:00.014	1 Lap
207	3:24.739	7 Laps
96	3:27.916	6 Laps
46	3:08.210	7 Laps
35	12:52.087	11 Laps
72	3:17.803	6 Laps
73	3:21.184	10 Laps
80	3:01.741	3 Laps
65	3:33.191	7 Laps
51	3:20.352	8 Laps
112	2:59.734	5 Laps
77	3:32.470	10 Laps
91	3:14.523	8 Laps
45	3:31.365	15 Laps
62	3:14.156	12 Laps
69	3:06.238	4 Laps
133	3:06.291	4 Laps
12	3:19.390	5 Laps
63	3:14.199	3 Laps
166	3:13.680	4 Laps
25	3:22.970	6 Laps
161	3:21.506	9 Laps
52	3:30.977	8 Laps
50	3:15.392	5 Laps
37	3:30.909	9 Laps
40	3:12.487	4 Laps
33	3:40.848	6 Laps
41	3:15.921	7 Laps
911	3:19.450	6 Laps
197	3:02.795	10 Laps
95	3:27.499	6 Laps
15	3:13.935	5 Laps
78	3:26.323	7 Laps
616	3:20.003	7 Laps
22	3:20.396	6 Laps
42	3:24.572	8 Laps
38	3:28.108	10 Laps
19	3:23.999	7 Laps
136	3:22.784	13 Laps
17	3:45.249	7 Laps
75	3:28.613	10 Laps
56	3:28.720	10 Laps
219	3:11.895	5 Laps
61	3:29.250	14 Laps
30	3:02.658	3 Laps
64	3:38.352	8 Laps
98	3:07.599	3 Laps
27	3:10.246	4 Laps
87	3:08.764	4 Laps
23	3:04.768	1 Lap
89	3:10.156	5 Laps
144	3:09.994	9 Laps
28	3:11.502	14 Laps

Lap 67

Nr	Lap Time	Gap
2	3:02.807	
10	2:58.820	2 Laps
93	3:03.171	2 Laps
14	3:14.568	9 Laps
100	3:17.314	7 Laps
99	3:08.956	7 Laps
169	3:04.535	13 Laps
771	3:11.325	8 Laps
5	2:56.493	1 Lap
186	3:10.433	5 Laps
97	3:15.678	9 Laps
58	3:14.634	5 Laps
11	3:08.814	6 Laps
29	3:10.859	11 Laps
80	3:02.742	3 Laps
46	3:04.797	7 Laps
67	3:25.078	6 Laps
207	3:16.476	7 Laps
48	3:22.823	11 Laps
112	3:03.921	5 Laps
73	3:15.451	10 Laps
72	3:16.559	6 Laps
96	3:20.145	6 Laps
51	3:18.892	8 Laps
35	3:32.022	11 Laps
91	3:14.310	8 Laps
77	3:25.654	10 Laps
62	3:12.061	12 Laps
133	2:59.818	4 Laps
69	3:12.691	4 Laps
45	3:28.657	15 Laps
166	3:11.948	4 Laps
63	3:12.541	3 Laps
25	3:19.074	6 Laps
161	3:19.324	9 Laps
12	3:23.583	5 Laps
197	2:58.828	10 Laps
50	3:17.596	5 Laps
40	3:13.467	4 Laps
41	3:22.569	7 Laps
911	3:17.343	6 Laps
15	3:14.007	5 Laps
95	3:23.838	6 Laps
616	3:15.486	7 Laps
37	3:41.381	9 Laps
52	3:46.573	8 Laps
22	3:17.194	6 Laps
78	3:23.802	7 Laps
42	3:23.184	8 Laps
38	3:23.005	10 Laps
19	3:26.241	7 Laps
219	3:10.934	5 Laps
30	3:02.670	3 Laps
136	3:24.925	13 Laps
23	3:02.156	1 Lap
98	3:07.603	3 Laps
75	3:28.312	10 Laps
87	3:10.826	4 Laps
27	3:13.211	4 Laps
10	2:57.033	1 Lap
56	3:32.797	10 Laps
33	4:20.105	6 Laps
144	3:12.534	9 Laps
89	3:13.678	5 Laps
61	3:29.809	14 Laps
93	3:03.424	1 Lap
28	3:20.358	14 Laps
5	2:55.475	3:19.541
64	3:41.899	8 Laps
32	10:55.943	10 Laps
169	3:08.266	12 Laps
99	3:12.236	6 Laps
14	3:16.161	8 Laps
771	3:09.973	7 Laps
80	3:02.103	2 Laps
100	3:26.299	6 Laps
11	3:08.354	5 Laps
46	3:05.781	6 Laps
97	3:12.809	8 Laps
29	3:12.876	10 Laps
58	3:15.692	4 Laps
186	3:26.629	4 Laps
112	3:04.411	4 Laps
67	3:14.046	5 Laps
72	3:09.188	5 Laps
207	3:15.044	6 Laps
73	3:17.413	9 Laps
96	3:16.162	5 Laps
48	3:22.498	10 Laps
133	3:00.576	3 Laps
51	3:18.862	7 Laps
91	3:17.681	7 Laps
62	3:13.916	11 Laps
35	3:26.053	10 Laps
63	3:08.217	2 Laps
166	3:09.340	3 Laps
77	3:30.971	9 Laps
69	3:20.456	3 Laps
197	2:56.377	9 Laps
45	3:27.956	14 Laps
25	3:17.064	5 Laps
161	3:18.204	8 Laps
40	3:11.077	3 Laps
50	3:18.926	4 Laps
15	3:16.886	4 Laps
41	3:20.467	6 Laps
911	3:21.734	5 Laps
616	3:13.632	6 Laps
22	3:14.844	5 Laps
1	9:19.099	1 Lap
23	2:58.253	5:48.016
78	3:22.810	6 Laps
30	3:04.487	2 Laps
95	3:35.845	5 Laps
42	3:23.145	7 Laps
98	3:05.890	2 Laps
10	2:58.129	5:57.195
38	3:23.163	9 Laps
219	3:14.623	4 Laps
87	3:03.325	3 Laps
27	3:12.879	3 Laps

Lap 68

Nr	Lap Time	Gap
5	2:54.913	
136	3:25.528	13 Laps
89	3:09.416	5 Laps
144	3:11.474	9 Laps
93	3:05.692	1 Lap
19	3:41.936	7 Laps
33	3:22.437	6 Laps
75	3:36.115	10 Laps
169	3:04.935	12 Laps
28	3:13.503	14 Laps
32	3:09.095	10 Laps
99	3:10.684	6 Laps
61	3:29.183	14 Laps
771	3:09.930	7 Laps
80	3:03.449	2 Laps
9	9:37.506	5 Laps
46	3:01.592	6 Laps
14	3:18.465	8 Laps
11	3:07.633	5 Laps
331	43:42.061	17 Laps
58	3:09.682	4 Laps
112	3:06.318	4 Laps
29	3:12.880	10 Laps
97	3:15.289	8 Laps
56	4:03.146	10 Laps
72	3:06.291	5 Laps
64	3:43.434	8 Laps
67	3:17.606	5 Laps
207	3:15.636	6 Laps
73	3:11.375	9 Laps
133	2:59.192	3 Laps
96	3:12.347	5 Laps
48	3:18.956	10 Laps
51	3:14.188	7 Laps
91	3:17.090	7 Laps
62	3:13.848	11 Laps
197	2:57.776	9 Laps
35	3:23.243	10 Laps
52	5:37.593	8 Laps
166	3:20.657	3 Laps
63	3:25.702	2 Laps
77	3:25.251	9 Laps
25	3:16.740	5 Laps
40	3:11.617	3 Laps
45	3:26.806	14 Laps
161	3:19.583	8 Laps
50	3:16.214	4 Laps
1	2:54.942	1 Lap
15	3:14.959	4 Laps
41	3:15.133	6 Laps
616	3:14.274	6 Laps
186	4:53.064	4 Laps
23	2:57.914	2:31.476
30	2:59.506	2 Laps
911	3:20.791	5 Laps
10	2:56.371	2:39.112
2	8:54.180	2:39.726
22	3:19.394	5 Laps
98	3:04.016	2 Laps
87	3:02.764	3 Laps

Lap 69

Nr	Lap Time	Gap
5	2:51.398	
219	3:10.168	5 Laps
78	3:24.102	7 Laps
42	3:22.965	8 Laps
38	3:23.469	10 Laps
93	3:04.063	1 Lap
89	3:07.734	5 Laps
144	3:09.249	9 Laps
27	3:19.692	4 Laps
169	3:02.681	12 Laps
136	3:20.162	13 Laps
33	3:16.927	6 Laps
9	2:58.217	5 Laps
32	3:11.395	10 Laps
80	3:04.272	2 Laps
99	3:09.475	6 Laps
28	3:15.871	14 Laps
771	3:09.162	7 Laps
11	3:06.306	5 Laps
46	3:13.909	6 Laps
112	3:02.544	4 Laps
75	3:33.459	10 Laps
14	3:16.502	8 Laps
58	3:10.538	4 Laps
61	3:29.985	14 Laps
29	3:09.877	10 Laps
72	3:05.128	5 Laps
97	3:12.177	8 Laps
133	3:03.547	3 Laps
12	8:38.036	6 Laps
331	3:31.275	17 Laps
73	3:14.033	9 Laps
67	3:17.923	5 Laps
96	3:15.212	5 Laps
207	3:19.699	6 Laps
197	2:59.209	9 Laps



Spa Six Hours Endurance

SPA SIX HOURS

Race

Analysis by lap

Lapped

Nr	Lap Time	Gap
64	3:41.704	8 Laps
48	3:21.181	10 Laps
110	13:40.357	15 Laps
51	3:20.024	7 Laps
62	3:11.492	11 Laps
91	3:12.855	7 Laps
35	3:22.097	10 Laps
52	3:16.197	8 Laps
40	3:09.104	3 Laps
25	3:14.243	5 Laps
1	2:53.185	1 Lap
77	3:27.811	9 Laps
161	3:19.663	8 Laps
50	3:13.372	4 Laps
23	2:57.237	2:37.315
45	3:25.312	14 Laps
10	2:55.355	2:43.069
2	2:55.301	2:43.629
30	3:05.484	2 Laps
15	3:12.887	4 Laps
186	3:10.166	4 Laps

Lap 70

Nr	Lap Time	Gap
5	2:54.008	
616	3:15.492	7 Laps
41	3:18.090	7 Laps
98	3:02.961	3 Laps
87	3:03.651	4 Laps
911	3:20.242	6 Laps
219	3:08.737	5 Laps
22	3:22.282	6 Laps
93	3:02.561	1 Lap
89	3:10.510	5 Laps
78	3:23.894	7 Laps
169	3:04.176	12 Laps
144	3:11.473	9 Laps
9	2:59.377	5 Laps
166	4:37.848	4 Laps
17	13:17.108	10 Laps
42	3:26.212	8 Laps
38	3:26.509	10 Laps
80	3:02.151	2 Laps
99	3:06.348	6 Laps
136	3:20.731	13 Laps
32	3:11.054	10 Laps
33	3:16.261	6 Laps
11	3:03.873	5 Laps
28	3:14.323	14 Laps
771	3:12.201	7 Laps
112	3:01.609	4 Laps
72	3:07.192	5 Laps
58	3:11.299	4 Laps
29	3:11.354	10 Laps
14	3:17.801	8 Laps
133	3:00.848	3 Laps
97	3:11.303	8 Laps
12	3:11.175	6 Laps
75	3:29.730	10 Laps
61	3:26.173	14 Laps
197	2:57.488	9 Laps
73	3:09.890	9 Laps
70	42:28.227	19 Laps
207	3:12.294	6 Laps
67	3:17.521	5 Laps
96	3:16.579	5 Laps
331	3:25.050	17 Laps
100	10:16.755	8 Laps
62	3:14.310	11 Laps
48	3:24.344	10 Laps
91	3:19.276	7 Laps
51	3:21.886	7 Laps
1	2:52.070	1 Lap
64	3:41.802	8 Laps
52	3:16.521	8 Laps
35	3:21.741	10 Laps
40	3:11.877	3 Laps
2	2:49.601	2:39.222
23	2:57.986	2:41.293
10	2:54.578	2:43.639
25	3:15.619	5 Laps
110	3:58.693	15 Laps

Lap 71

Nr	Lap Time	Gap
5	2:54.396	
50	3:15.006	5 Laps
30	3:03.304	3 Laps
186	3:08.711	5 Laps
15	3:13.598	5 Laps
98	3:07.174	3 Laps
45	3:25.755	15 Laps
87	3:04.872	4 Laps
77	3:38.678	10 Laps
161	3:35.578	9 Laps
616	3:14.840	7 Laps
41	3:15.454	7 Laps
219	3:07.964	5 Laps
911	3:16.551	6 Laps
93	3:05.116	1 Lap
9	2:57.657	5 Laps
37	13:19.989	12 Laps
169	3:01.377	12 Laps
89	3:08.902	5 Laps
144	3:09.951	9 Laps
80	3:01.980	2 Laps
166	3:09.078	4 Laps
22	3:31.219	6 Laps
69	11:11.731	6 Laps
99	3:06.918	6 Laps
78	3:24.890	7 Laps
17	3:22.761	10 Laps
11	3:06.960	5 Laps
112	3:03.941	4 Laps
42	3:22.249	8 Laps
32	3:11.554	10 Laps
38	3:24.970	10 Laps
771	3:10.558	7 Laps
33	3:17.706	6 Laps
28	3:13.203	14 Laps
136	3:23.118	13 Laps
72	3:01.832	5 Laps
133	3:02.775	3 Laps
29	3:12.554	10 Laps
97	3:12.493	8 Laps
14	3:16.137	8 Laps
197	2:58.723	9 Laps
12	3:11.346	6 Laps
58	3:28.789	4 Laps
73	3:08.516	9 Laps
95	11:06.530	8 Laps
61	3:27.752	14 Laps
67	3:14.899	5 Laps
96	3:15.989	5 Laps
207	3:18.429	6 Laps
70	3:20.454	19 Laps
100	3:15.078	8 Laps
1	2:56.702	1 Lap
331	3:27.130	17 Laps
62	3:13.171	11 Laps
91	3:14.785	7 Laps
2	2:54.981	2:39.807
51	3:17.132	7 Laps
48	3:22.590	10 Laps
23	2:58.116	2:45.013
10	3:01.559	2:50.802
52	3:16.022	8 Laps
63	9:42.038	4 Laps
40	3:12.209	3 Laps

Lap 72

Nr	Lap Time	Gap
5	3:05.928	
35	3:23.508	11 Laps
30	3:04.031	3 Laps
25	3:22.399	6 Laps
50	3:15.446	5 Laps
186	3:08.969	5 Laps
98	3:06.513	3 Laps
64	3:46.617	9 Laps
87	3:07.630	4 Laps
15	3:13.574	5 Laps
616	3:14.432	7 Laps
110	3:41.219	16 Laps
41	3:17.765	7 Laps
45	3:25.883	15 Laps
219	3:11.760	5 Laps
93	3:05.146	1 Lap
9	3:00.872	5 Laps
161	3:23.411	9 Laps
169	3:00.899	12 Laps
911	3:26.222	6 Laps
80	3:05.399	2 Laps
89	3:11.941	5 Laps
144	3:09.275	9 Laps
166	3:09.692	4 Laps
69	3:07.518	6 Laps
77	3:47.860	10 Laps
99	3:08.693	6 Laps
112	3:03.267	4 Laps
11	3:06.437	5 Laps
32	3:11.991	10 Laps
65	21:45.296	12 Laps
771	3:10.757	7 Laps
78	3:26.551	7 Laps
22	3:36.843	6 Laps
17	3:23.297	10 Laps
33	3:19.166	6 Laps
133	3:09.198	3 Laps
42	3:26.972	8 Laps
28	3:22.248	14 Laps
72	3:19.110	5 Laps
38	3:26.761	10 Laps
197	2:59.504	9 Laps
37	4:00.808	12 Laps
136	3:20.815	13 Laps
29	3:12.535	10 Laps
56	12:43.676	13 Laps
97	3:15.200	8 Laps
14	3:16.277	8 Laps
12	3:10.998	6 Laps
44	44:38.774	43 Laps
73	3:22.289	9 Laps
1	2:55.315	1 Lap
207	3:15.286	6 Laps
100	3:13.335	8 Laps
2	2:55.013	2:28.892
70	3:20.776	19 Laps
96	3:22.205	5 Laps
95	3:32.895	8 Laps
61	3:29.729	14 Laps
62	3:12.919	11 Laps
67	3:32.196	5 Laps
23	2:59.613	2:38.698
10	2:56.926	2:41.800
91	3:15.172	7 Laps
331	3:27.145	17 Laps
51	3:15.621	7 Laps
52	3:09.862	8 Laps
40	3:08.543	3 Laps
48	3:21.633	10 Laps
63	3:11.812	4 Laps
30	3:07.677	2 Laps
25	3:15.870	5 Laps
186	3:09.742	4 Laps
35	3:23.463	10 Laps
50	3:16.508	4 Laps
15	3:11.524	4 Laps
9	2:57.072	4 Laps
93	3:02.941	3:40.385
616	3:16.152	6 Laps
41	3:16.758	6 Laps
219	3:15.201	4 Laps
169	3:17.776	11 Laps
161	3:24.672	8 Laps
64	3:46.558	8 Laps
27	12:36.326	6 Laps
45	3:31.683	14 Laps
69	3:07.544	5 Laps
144	3:14.372	8 Laps
89	3:17.112	4 Laps
166	3:14.156	3 Laps
112	3:03.849	3 Laps
80	3:23.941	1 Lap
11	3:07.868	4 Laps
110	3:46.979	15 Laps
99	3:12.098	5 Laps
58	5:36.404	4 Laps
911	3:35.442	5 Laps
32	3:10.629	9 Laps
771	3:08.401	6 Laps
65	3:10.100	11 Laps
133	3:01.253	2 Laps
197	2:59.044	8 Laps
72	3:05.203	4 Laps
17	3:17.771	9 Laps
33	3:15.128	5 Laps
78	3:22.227	6 Laps
42	3:19.676	7 Laps
136	3:16.887	12 Laps
29	3:10.755	9 Laps
28	3:19.858	13 Laps
12	3:10.267	5 Laps
97	3:15.324	7 Laps
14	3:14.928	7 Laps
1	2:54.446	5:10.283
46	13:19.458	8 Laps

Lap 73

Nr	Lap Time	Gap
2	2:51.576	
56	3:41.133	13 Laps
73	3:15.719	9 Laps
44	3:28.452	43 Laps
37	3:50.828	12 Laps
100	3:09.081	8 Laps
207	3:14.268	6 Laps
23	3:02.085	20.315
10	2:59.785	21.117
70	3:14.293	19 Laps
96	3:15.780	5 Laps
62	3:17.309	11 Laps
38	4:17.423	10 Laps
95	3:26.631	8 Laps
61	3:26.468	14 Laps
91	3:13.977	7 Laps
51	3:13.825	7 Laps
40	3:08.425	3 Laps
52	3:14.505	8 Laps



Spa Six Hours Endurance

SPA SIX HOURS

Race

Analysis by lap

Lapped

Nr	Lap Time	Gap
63	3:11.405	4 Laps
30	3:04.183	2 Laps
331	3:25.934	17 Laps
186	3:06.241	4 Laps
9	2:55.892	4 Laps
48	3:33.024	10 Laps
25	3:15.233	5 Laps
93	3:02.278	1:22.195
15	3:10.356	4 Laps
50	3:14.641	4 Laps
35	3:22.517	10 Laps
616	3:18.198	6 Laps
219	3:12.638	4 Laps
41	3:13.871	6 Laps
112	3:06.515	3 Laps
69	3:11.122	5 Laps
89	3:09.324	4 Laps
166	3:10.527	3 Laps
80	3:05.745	1 Lap
161	3:22.823	8 Laps
11	3:05.380	4 Laps
144	3:13.981	8 Laps
99	3:07.437	5 Laps
58	3:07.405	4 Laps
27	3:25.610	6 Laps
45	3:26.330	14 Laps
133	3:02.135	2 Laps
197	3:02.996	8 Laps
65	3:10.755	11 Laps
771	3:12.414	6 Laps
72	3:07.959	4 Laps
64	3:49.392	8 Laps
911	3:29.176	5 Laps
32	3:31.673	9 Laps
1	2:55.088	2:44.903
33	3:19.327	5 Laps
17	3:22.753	9 Laps
29	3:13.407	9 Laps
78	3:21.149	6 Laps

Lap 74

Nr	Lap Time	Gap
2	2:51.807	
12	3:11.003	6 Laps
28	3:18.951	14 Laps
136	3:21.419	13 Laps
46	3:01.100	9 Laps
42	3:24.721	8 Laps
97	3:14.866	8 Laps
14	3:16.109	8 Laps
73	3:06.727	9 Laps
10	2:54.531	23.841
23	2:58.059	26.567
100	3:10.156	8 Laps
44	3:23.211	43 Laps
207	3:15.097	6 Laps
70	3:14.006	19 Laps
96	3:15.800	5 Laps
56	3:36.236	13 Laps
19	20:51.133	12 Laps
40	3:08.199	3 Laps
37	3:45.571	12 Laps
91	3:18.921	7 Laps
51	3:15.668	7 Laps
30	3:06.933	2 Laps
63	3:10.252	4 Laps
95	3:25.658	8 Laps
38	3:27.908	10 Laps
52	3:13.347	8 Laps
61	3:26.636	14 Laps
9	2:56.323	4 Laps
186	3:06.721	4 Laps
331	3:22.684	17 Laps
93	2:59.566	1:29.954
15	3:08.080	4 Laps
25	3:15.275	5 Laps
50	3:11.713	4 Laps
110	5:36.328	16 Laps
35	3:20.168	10 Laps
219	3:09.841	4 Laps
41	3:14.833	6 Laps
112	3:00.935	3 Laps
616	3:18.539	6 Laps
20	07:41.656	21 Laps
69	3:03.791	5 Laps
80	3:02.015	1 Lap
89	3:07.120	4 Laps
11	3:04.421	4 Laps
166	3:06.628	3 Laps
77	9:31.432	11 Laps
144	3:08.052	8 Laps
99	3:06.443	5 Laps
58	3:03.402	4 Laps
197	2:58.388	8 Laps
133	3:03.723	2 Laps
27	3:17.307	6 Laps
161	3:25.035	8 Laps
65	3:07.994	11 Laps
771	3:07.707	6 Laps
72	3:03.387	4 Laps
1	2:52.256	2:45.352
45	3:23.649	14 Laps

Lap 75

Nr	Lap Time	Gap
2	2:52.948	
5	11:13.771	2 Laps
46	3:04.606	9 Laps
911	3:24.779	6 Laps
29	3:13.341	10 Laps
12	3:10.372	6 Laps
33	3:19.044	6 Laps
17	3:19.251	10 Laps
78	3:20.939	7 Laps
10	2:59.448	30.341
136	3:18.202	13 Laps
23	2:57.378	30.997
97	3:15.019	8 Laps
28	3:21.096	14 Laps
42	3:20.195	8 Laps
14	3:13.656	8 Laps
73	3:10.255	9 Laps
100	3:11.349	8 Laps
64	4:07.977	9 Laps
207	3:14.100	6 Laps
44	3:16.683	43 Laps
22	10:43.507	8 Laps
70	3:16.125	19 Laps
96	3:13.586	5 Laps
32	4:18.313	10 Laps
30	3:02.554	2 Laps
40	3:08.802	3 Laps
9	2:58.469	4 Laps
63	3:11.083	4 Laps
91	3:16.478	7 Laps
51	3:16.549	7 Laps
19	3:29.724	12 Laps
56	3:39.558	13 Laps
52	3:17.946	8 Laps
93	3:02.073	1:39.079
186	3:10.875	4 Laps
95	3:24.942	8 Laps
38	3:25.439	10 Laps
61	3:26.604	14 Laps
331	3:20.668	17 Laps
15	3:07.244	4 Laps
37	3:46.550	12 Laps
50	3:12.817	4 Laps
25	3:21.456	5 Laps
112	3:00.184	3 Laps
219	3:07.687	4 Laps
35	3:20.723	10 Laps
69	3:02.143	5 Laps
80	3:04.687	1 Lap
11	3:02.022	4 Laps
41	3:12.640	6 Laps
89	3:04.630	4 Laps
166	3:04.122	3 Laps
197	3:01.826	8 Laps
133	3:02.080	2 Laps
616	3:21.826	6 Laps
99	3:09.649	5 Laps
58	3:09.400	4 Laps
1	2:51.823	2:44.227
144	3:14.676	8 Laps
77	3:17.611	11 Laps
85	15:28.532	39 Laps
72	3:02.898	4 Laps

Lap 76

Nr	Lap Time	Gap
2	2:53.603	
65	3:07.516	12 Laps
771	3:08.879	7 Laps
27	3:15.855	7 Laps
161	3:21.917	9 Laps
46	2:57.511	9 Laps
45	3:22.035	15 Laps
67	11:48.609	8 Laps
10	2:55.408	32.146
23	2:58.020	35.414
12	3:09.013	6 Laps
29	3:12.740	10 Laps
17	3:16.589	10 Laps
33	3:20.283	6 Laps
5	3:35.191	2 Laps
97	3:13.315	8 Laps
911	3:27.007	6 Laps
28	3:15.640	14 Laps
14	3:15.481	8 Laps
73	3:11.550	9 Laps
136	3:21.700	13 Laps
78	3:26.846	7 Laps
42	3:21.121	8 Laps
100	3:09.664	8 Laps
207	3:11.754	6 Laps
9	2:55.183	4 Laps
22	3:11.161	8 Laps
30	3:02.488	2 Laps
70	3:12.764	19 Laps
44	3:21.263	43 Laps
96	3:15.144	5 Laps
40	3:05.662	3 Laps
32	3:10.047	10 Laps
63	3:05.476	4 Laps
93	2:57.833	1:43.309
51	3:10.557	7 Laps
91	3:12.946	7 Laps
186	3:08.394	4 Laps
52	3:13.475	8 Laps
19	3:21.428	12 Laps
15	3:10.501	4 Laps
38	3:21.672	10 Laps
95	3:27.415	8 Laps
61	3:24.689	14 Laps
56	3:37.284	13 Laps
331	3:24.560	17 Laps
112	3:02.005	3 Laps
50	3:17.073	4 Laps
219	3:07.851	4 Laps
69	3:07.275	5 Laps
80	3:03.381	1 Lap
11	3:03.144	4 Laps
197	2:56.702	8 Laps
110	6:40.667	17 Laps
89	3:05.339	4 Laps
166	3:05.268	3 Laps
1	2:53.086	2:43.710
133	3:00.728	2 Laps
37	3:42.273	12 Laps
41	3:14.367	6 Laps
58	3:03.351	4 Laps
35	3:22.056	10 Laps
99	3:04.471	5 Laps

Lap 77

Nr	Lap Time	Gap
2	2:51.987	
616	3:13.715	7 Laps
144	3:09.270	9 Laps
72	3:02.482	5 Laps
65	3:05.296	12 Laps
85	3:14.362	40 Laps
771	3:07.611	7 Laps
77	3:17.356	12 Laps
46	2:58.220	9 Laps
27	3:14.082	7 Laps
10	2:55.819	35.978
23	2:54.811	38.238
67	3:05.262	8 Laps
161	3:20.997	9 Laps
45	3:21.925	15 Laps
12	3:08.336	6 Laps
29	3:07.587	10 Laps
97	3:11.020	8 Laps
17	3:18.221	10 Laps
33	3:18.043	6 Laps
73	3:09.266	9 Laps
14	3:13.939	8 Laps
28	3:24.553	14 Laps
136	3:20.343	13 Laps
9	2:57.212	4 Laps
100	3:11.898	8 Laps
78	3:23.761	7 Laps
42	3:23.397	8 Laps
911	3:34.639	6 Laps
30	3:01.409	2 Laps
207	3:12.379	6 Laps
22	3:10.362	8 Laps
40	3:05.730	3 Laps
70	3:12.139	19 Laps
32	3:09.541	10 Laps
63	3:01.904	4 Laps
48	12:10.873	13 Laps
96	3:14.666	5 Laps
44	3:21.430	43 Laps
51	3:09.522	7 Laps
91	3:09.724	7 Laps
186	3:08.959	4 Laps
93	3:22.313	2:13.635
52	3:10.168	8 Laps
15	3:07.391	4 Laps
19	3:21.037	12 Laps
112	3:00.440	3 Laps
38	3:22.820	10 Laps
80	3:01.289	1 Lap
1	2:56.770	2:48.493
219	3:09.547	4 Laps
197	3:02.923	8 Laps



Spa Six Hours Endurance

SPA SIX HOURS

Race

Analysis by lap

Lapped

Nr	Lap Time	Gap
50	3:15.908	4 Laps
69	3:08.667	5 Laps
11	3:08.533	4 Laps
95	3:29.627	8 Laps
89	3:06.597	4 Laps

Lap 78

Nr	Lap Time	Gap
2	2:55.404	
133	3:04.709	3 Laps
166	3:08.261	4 Laps
61	3:32.558	15 Laps
331	3:27.386	18 Laps
58	3:03.382	5 Laps
56	3:34.097	14 Laps
99	3:06.531	6 Laps
41	3:13.913	7 Laps
72	3:03.358	5 Laps
65	3:07.011	12 Laps
144	3:12.593	9 Laps
35	3:24.386	11 Laps
616	3:15.689	7 Laps
85	3:09.384	40 Laps
771	3:10.993	7 Laps
46	3:01.950	9 Laps
110	3:41.811	18 Laps
10	2:56.593	37.167
23	2:55.378	38.212
37	3:40.003	13 Laps
77	3:16.805	12 Laps
64	8:26.716	11 Laps
67	3:01.347	8 Laps
27	3:22.153	7 Laps
29	3:06.928	10 Laps
12	3:07.555	6 Laps
161	3:21.626	9 Laps
45	3:23.748	15 Laps
97	3:09.585	8 Laps
9	2:52.459	4 Laps
73	3:06.804	9 Laps
17	3:16.681	10 Laps
33	3:19.401	6 Laps
14	3:17.221	8 Laps
100	3:11.589	8 Laps
30	3:04.301	2 Laps
136	3:20.217	13 Laps
207	3:11.568	6 Laps
40	3:06.774	3 Laps
78	3:21.884	7 Laps
42	3:21.695	8 Laps
63	3:05.108	4 Laps
22	3:13.037	8 Laps
32	3:09.157	10 Laps
70	3:12.430	19 Laps
911	3:28.744	6 Laps
96	3:15.655	5 Laps
51	3:11.180	7 Laps
91	3:11.339	7 Laps
44	3:19.644	43 Laps
186	3:08.303	4 Laps
52	3:06.740	8 Laps
75	26:44.318	17 Laps
15	3:07.918	4 Laps
112	3:01.384	3 Laps
1	2:50.014	2:43.103
87	22:10.865	9 Laps
48	3:48.300	13 Laps
80	2:58.674	1 Lap
197	2:59.248	8 Laps

Lap 79

Nr	Lap Time	Gap
2	2:54.631	
25	9:28.212	8 Laps
19	3:21.517	13 Laps
69	3:09.692	6 Laps
11	3:10.052	5 Laps
89	3:08.630	5 Laps
133	3:06.843	3 Laps
219	3:17.498	5 Laps
166	3:09.488	4 Laps
58	3:06.487	5 Laps
38	3:25.288	11 Laps
99	3:04.842	6 Laps
72	3:02.849	5 Laps
95	3:24.240	9 Laps
331	3:19.481	18 Laps
41	3:14.862	7 Laps
50	3:35.317	5 Laps
65	3:06.154	12 Laps
61	3:30.078	15 Laps
144	3:09.311	9 Laps
10	3:02.267	44.803
46	3:07.200	9 Laps
85	3:12.658	40 Laps
56	3:35.973	14 Laps
23	3:07.128	50.709
771	3:11.979	7 Laps
616	3:20.623	7 Laps
67	3:02.623	8 Laps
35	3:23.658	11 Laps
77	3:16.953	12 Laps
64	3:21.623	11 Laps
27	3:15.748	7 Laps
12	3:07.469	6 Laps
29	3:08.983	10 Laps
9	2:51.360	4 Laps
37	3:38.919	13 Laps
110	3:45.285	18 Laps
161	3:20.033	9 Laps
73	3:05.510	9 Laps
97	3:09.297	8 Laps
45	3:22.400	15 Laps
17	3:14.439	10 Laps
14	3:10.348	8 Laps
100	3:10.892	8 Laps
30	3:11.183	2 Laps
33	3:17.443	6 Laps
40	3:04.798	3 Laps
63	3:03.869	4 Laps
22	3:08.015	8 Laps
207	3:14.103	6 Laps
32	3:07.882	10 Laps
136	3:23.160	13 Laps
70	3:11.459	19 Laps
78	3:19.414	7 Laps
42	3:20.532	8 Laps
96	3:15.096	5 Laps
186	3:05.345	4 Laps
51	3:11.830	7 Laps
52	3:07.598	8 Laps
1	2:52.593	2:41.065
91	3:14.397	7 Laps
112	2:58.717	3 Laps
911	3:31.197	6 Laps
44	3:20.583	43 Laps
87	3:00.393	9 Laps

Lap 80

Nr	Lap Time	Gap
2	2:51.260	
197	2:52.778	9 Laps
80	3:04.542	2 Laps
15	3:16.471	5 Laps
75	3:28.621	18 Laps
133	3:04.999	3 Laps
69	3:08.524	6 Laps
11	3:08.246	5 Laps
25	3:21.559	8 Laps
58	3:06.379	5 Laps
89	3:11.227	5 Laps
166	3:09.197	4 Laps
99	3:06.545	6 Laps
19	3:22.135	13 Laps
219	3:11.528	5 Laps
72	3:07.537	5 Laps
48	3:48.619	14 Laps
10	2:58.794	52.337
65	3:09.011	12 Laps
331	3:19.424	18 Laps
46	3:03.374	9 Laps
95	3:22.239	9 Laps
41	3:15.957	7 Laps
23	3:01.211	1:00.660
67	3:01.161	8 Laps
85	3:08.259	40 Laps
38	3:38.473	11 Laps
771	3:07.098	7 Laps
144	3:25.178	9 Laps
61	3:29.405	15 Laps
616	3:16.014	7 Laps
9	2:53.037	4 Laps
35	3:20.402	11 Laps
77	3:15.445	12 Laps
56	3:34.652	14 Laps
12	3:10.969	6 Laps
28	8:52.422	16 Laps
29	3:10.190	10 Laps
27	3:12.620	7 Laps
64	3:21.135	11 Laps
73	3:11.873	9 Laps
97	3:12.905	8 Laps
161	3:21.235	9 Laps
37	3:37.694	13 Laps
14	3:13.425	8 Laps
17	3:17.327	10 Laps
100	3:11.142	8 Laps
63	3:03.790	4 Laps
40	3:09.660	3 Laps
110	3:51.467	18 Laps
45	3:31.788	15 Laps
33	3:20.291	6 Laps
22	3:07.611	8 Laps
32	3:05.703	10 Laps
207	3:11.951	6 Laps
1	2:51.586	2:41.391
70	3:13.292	19 Laps
136	3:17.180	13 Laps

Lap 81

Nr	Lap Time	Gap
2	2:52.445	
186	3:06.591	5 Laps
112	3:01.975	4 Laps
42	3:23.621	9 Laps
78	3:26.030	8 Laps
52	3:09.817	9 Laps
96	3:17.793	6 Laps
197	3:01.825	9 Laps
91	3:16.009	8 Laps
80	3:00.306	2 Laps
87	3:11.398	10 Laps
93	9:41.874	3 Laps
15	3:08.703	5 Laps
44	3:28.144	44 Laps
133	3:00.663	3 Laps
69	3:01.028	6 Laps
11	3:01.465	5 Laps
58	3:00.068	5 Laps
89	3:03.743	5 Laps
99	3:02.800	6 Laps
51	3:55.311	8 Laps
166	3:07.789	4 Laps
25	3:11.184	8 Laps
75	3:31.994	18 Laps
72	3:04.980	5 Laps
219	3:10.970	5 Laps
23	3:01.035	1:09.250
46	3:03.781	9 Laps
67	3:04.469	8 Laps
41	3:13.813	7 Laps
331	3:18.827	18 Laps
771	3:08.959	7 Laps
85	3:12.222	40 Laps
65	3:26.031	12 Laps
19	3:46.181	13 Laps
95	3:22.779	9 Laps
48	3:46.528	14 Laps
9	3:11.691	4 Laps
144	3:21.489	9 Laps
616	3:17.073	7 Laps
77	3:19.598	12 Laps
29	3:09.117	10 Laps
35	3:21.789	11 Laps
61	3:30.760	15 Laps
12	3:10.136	6 Laps
27	3:10.261	7 Laps
28	3:18.514	16 Laps
64	3:18.239	11 Laps
73	3:08.423	9 Laps
56	3:36.876	14 Laps
97	3:13.811	8 Laps
63	3:02.220	4 Laps
40	3:05.948	3 Laps
911	5:41.072	7 Laps
161	3:28.593	9 Laps
100	3:13.756	8 Laps
14	3:17.011	8 Laps
1	2:55.615	2:44.561
17	3:17.153	10 Laps
22	3:10.607	8 Laps
32	3:11.621	10 Laps

Lap 82

Nr	Lap Time	Gap
2	2:54.652	
207	3:15.596	7 Laps
33	3:22.584	7 Laps
37	3:45.487	14 Laps
70	3:12.164	20 Laps
112	3:02.722	4 Laps
197	3:05.922	9 Laps
186	3:20.558	5 Laps
93	3:01.658	3 Laps
80	3:10.540	2 Laps
136	3:33.204	14 Laps
52	3:20.432	9 Laps
96	3:20.218	6 Laps
42	3:24.592	9 Laps
91	3:15.052	8 Laps
15	3:08.204	5 Laps
133	2:59.774	3 Laps
78	3:36.701	8 Laps
69	3:05.043	6 Laps
58	3:02.624	5 Laps
11	3:04.707	5 Laps
99	3:01.104	6 Laps
166	3:03.383	4 Laps
25	3:12.966	8 Laps
72	3:10.810	5 Laps



Spa Six Hours Endurance

SPA SIX HOURS

Race

Analysis by lap

Lapped

Nr	Lap Time	Gap
219	3:11.821	5 Laps
51	3:17.920	8 Laps
46	2:58.394	9 Laps
110	4:36.260	19 Laps
89	3:24.430	5 Laps
23	3:01.110	1:15.708
44	3:42.722	44 Laps
75	3:23.351	18 Laps
67	3:02.246	8 Laps
76	15:44.907	23 Laps
771	3:07.650	7 Laps
30	8:13.733	4 Laps
85	3:08.775	40 Laps
65	3:07.233	12 Laps
41	3:15.450	7 Laps
9	2:55.881	4 Laps
38	6:29.909	12 Laps
331	3:20.568	18 Laps
95	3:26.215	9 Laps
144	3:15.339	9 Laps
29	3:10.393	10 Laps
12	3:12.322	6 Laps
27	3:13.743	7 Laps
77	3:16.595	12 Laps
35	3:16.785	11 Laps
28	3:14.931	16 Laps
616	3:35.810	7 Laps
73	3:05.906	9 Laps
48	3:40.790	14 Laps
64	3:17.688	11 Laps
61	3:30.092	15 Laps
63	3:01.038	4 Laps
97	3:11.841	8 Laps
1	2:52.772	2:42.681
40	3:05.265	3 Laps

Lap 83

Nr	Lap Time	Gap
2	2:54.969	
14	3:11.206	9 Laps
56	3:37.440	15 Laps
100	3:13.865	9 Laps
22	3:07.402	9 Laps
32	3:06.645	11 Laps
911	3:18.622	8 Laps
17	3:15.671	11 Laps
112	3:04.103	4 Laps
207	3:12.450	7 Laps
197	2:56.639	9 Laps
93	2:53.331	3 Laps
70	3:15.487	20 Laps
80	3:02.715	2 Laps
186	3:09.167	5 Laps
52	3:04.101	9 Laps
37	3:34.102	14 Laps
33	3:36.229	7 Laps
133	3:00.545	3 Laps
15	3:07.082	5 Laps
91	3:11.691	8 Laps
96	3:14.281	6 Laps
58	3:00.135	5 Laps
11	3:04.140	5 Laps
99	3:03.772	6 Laps
136	3:23.603	14 Laps
69	3:15.088	6 Laps
166	3:05.031	4 Laps
42	3:32.286	9 Laps
46	2:58.147	9 Laps
72	3:02.645	5 Laps
23	2:58.688	1:19.427
25	3:11.558	8 Laps
51	3:10.958	8 Laps
67	3:01.670	8 Laps
219	3:15.358	5 Laps
30	2:57.239	4 Laps
9	2:52.378	4 Laps
771	3:06.750	7 Laps
75	3:21.487	18 Laps
85	3:05.875	40 Laps
65	3:04.745	12 Laps
76	3:18.569	23 Laps
41	3:12.830	7 Laps
38	3:22.351	12 Laps
161	5:29.821	10 Laps
29	3:06.589	10 Laps
144	3:14.342	9 Laps
12	3:06.917	6 Laps
331	3:32.698	18 Laps
27	3:09.337	7 Laps
95	3:25.417	9 Laps
77	3:11.732	12 Laps
73	3:05.614	9 Laps
1	2:50.498	2:38.210
35	3:16.663	11 Laps
63	3:00.602	4 Laps
28	3:16.564	16 Laps

Lap 84

Nr	Lap Time	Gap
2	2:50.684	
97	3:10.705	9 Laps
64	3:22.706	12 Laps
40	3:04.004	4 Laps
61	3:25.519	16 Laps
48	3:36.305	15 Laps
45	9:25.397	18 Laps
22	3:08.564	9 Laps
32	3:09.041	11 Laps
14	3:14.507	9 Laps
100	3:13.327	9 Laps
93	2:53.165	3 Laps
112	3:03.157	4 Laps
197	2:59.948	9 Laps
78	5:35.611	9 Laps
911	3:18.159	8 Laps
17	3:17.782	11 Laps
207	3:15.834	7 Laps
56	3:36.144	15 Laps
70	3:13.717	20 Laps
80	3:04.383	2 Laps
186	3:04.646	5 Laps
133	2:59.519	3 Laps
89	5:28.585	6 Laps
52	3:07.047	9 Laps
58	3:00.718	5 Laps
15	3:06.798	5 Laps
99	3:00.083	6 Laps
91	3:09.622	8 Laps
11	3:03.909	5 Laps
96	3:14.174	6 Laps
46	2:58.675	9 Laps
69	3:07.132	6 Laps
23	2:57.119	1:25.862
166	3:07.197	4 Laps
72	3:03.688	5 Laps
136	3:21.180	14 Laps
37	3:38.789	14 Laps
30	2:56.652	4 Laps
9	2:54.885	4 Laps
67	3:07.237	8 Laps
25	3:12.999	8 Laps
219	3:07.608	5 Laps
51	3:12.983	8 Laps
771	3:06.287	7 Laps
65	3:04.684	12 Laps
85	3:07.079	40 Laps
76	3:13.153	23 Laps
41	3:12.084	7 Laps
75	3:24.040	18 Laps
29	3:06.627	10 Laps
144	3:08.663	9 Laps
1	2:53.663	2:41.189
12	3:10.232	6 Laps
38	3:20.335	12 Laps

Lap 85

Nr	Lap Time	Gap
2	2:54.215	
63	3:01.121	5 Laps
73	3:10.215	10 Laps
77	3:14.957	13 Laps
161	3:28.669	11 Laps
35	3:16.584	12 Laps
95	3:24.872	10 Laps
28	3:11.718	17 Laps
40	3:02.915	4 Laps
97	3:08.799	9 Laps
93	2:52.608	3 Laps
64	3:17.845	12 Laps
27	3:44.714	8 Laps
197	2:57.255	9 Laps
22	3:09.023	9 Laps
32	3:10.621	11 Laps
61	3:26.635	16 Laps
112	3:05.935	4 Laps
100	3:12.507	9 Laps
14	3:14.063	9 Laps
45	3:24.652	18 Laps
911	3:14.737	8 Laps
80	3:02.902	2 Laps
17	3:18.974	11 Laps
207	3:12.180	7 Laps
48	3:41.071	15 Laps
133	3:03.415	3 Laps
186	3:06.226	5 Laps
78	3:23.300	9 Laps
70	3:11.691	20 Laps
58	3:03.346	5 Laps
89	3:13.870	6 Laps
99	3:01.761	6 Laps
15	3:07.391	5 Laps
11	3:02.997	5 Laps
91	3:10.705	8 Laps
23	2:57.476	1:29.123
46	2:58.617	9 Laps
52	3:25.934	9 Laps
56	3:35.051	15 Laps
96	3:15.168	6 Laps
69	3:06.560	6 Laps
166	3:05.907	4 Laps
72	3:01.608	5 Laps
42	6:12.784	10 Laps
9	2:51.928	4 Laps
30	2:55.588	4 Laps
67	3:04.243	8 Laps
136	3:20.588	14 Laps
219	3:07.631	5 Laps
51	3:10.405	8 Laps
37	3:30.441	14 Laps
65	3:05.834	12 Laps
771	3:07.293	7 Laps
85	3:06.395	40 Laps
25	3:26.798	8 Laps
76	3:11.610	23 Laps
1	2:47.664	2:34.638
41	3:10.221	7 Laps
29	3:05.646	10 Laps
75	3:21.298	18 Laps

Lap 86

Nr	Lap Time	Gap
2	2:49.613	
144	3:11.200	10 Laps
63	3:01.473	5 Laps
12	3:11.471	7 Laps
73	3:06.482	10 Laps
38	3:15.932	13 Laps
77	3:12.909	13 Laps
93	2:50.546	3 Laps
40	3:03.458	4 Laps
28	3:14.471	17 Laps
616	9:42.799	10 Laps
35	3:17.515	12 Laps
97	3:09.228	9 Laps
161	3:24.360	11 Laps
197	2:54.494	9 Laps
95	3:18.445	10 Laps
27	3:16.659	8 Laps
33	8:45.022	9 Laps
64	3:20.039	12 Laps
32	3:07.314	11 Laps
112	3:06.450	4 Laps
22	3:13.493	9 Laps
100	3:08.579	9 Laps
14	3:10.471	9 Laps
80	3:00.574	2 Laps
133	3:00.803	3 Laps
911	3:11.186	8 Laps
61	3:26.286	16 Laps
45	3:19.650	18 Laps
186	3:07.046	5 Laps
207	3:11.302	7 Laps
58	3:05.283	5 Laps
70	3:13.390	20 Laps
99	3:05.505	6 Laps
17	3:22.365	11 Laps
78	3:19.470	9 Laps
11	3:06.639	5 Laps
15	3:09.151	5 Laps
46	3:03.127	9 Laps
89	3:15.006	6 Laps
9	2:55.184	4 Laps
91	3:10.965	8 Laps
69	3:06.847	6 Laps
30	2:58.410	4 Laps
72	3:07.468	5 Laps
166	3:08.558	4 Laps
48	3:43.229	15 Laps
96	3:16.143	6 Laps
42	3:16.499	10 Laps
67	3:04.450	8 Laps
56	3:32.105	15 Laps
84	16:09.956	42 Laps
136	3:16.888	14 Laps
51	3:10.828	8 Laps
65	3:04.194	12 Laps
771	3:03.758	7 Laps
85	3:03.855	40 Laps
1	2:57.338	2:42.363
25	3:18.289	8 Laps

Lap 87

Nr	Lap Time	Gap
2	2:52.073	
37	3:35.028	15 Laps
219	3:44.909	6 Laps
41	3:11.337	8 Laps
76	3:18.794	24 Laps
29	3:05.657	11 Laps
63	3:02.107	5 Laps



Spa Six Hours Endurance

SPA SIX HOURS

Race

Analysis by lap

Lapped

Nr	Lap Time	Gap
12	3:09.157	7 Laps
73	3:04.307	10 Laps
93	2:53.044	3 Laps
75	3:22.459	19 Laps
144	3:15.992	10 Laps
40	3:05.944	4 Laps
38	3:18.514	13 Laps
77	3:14.093	13 Laps
197	3:02.995	9 Laps
97	3:11.450	9 Laps
28	3:13.560	17 Laps
616	3:14.935	10 Laps
35	3:17.410	12 Laps
112	3:03.887	4 Laps
95	3:24.119	10 Laps
161	3:25.426	11 Laps
27	3:11.346	8 Laps
32	3:09.044	11 Laps
33	3:11.772	9 Laps
22	3:09.325	9 Laps
100	3:09.101	9 Laps
133	2:58.999	3 Laps
64	3:16.677	12 Laps
80	3:03.923	2 Laps
110	14:34.132	23 Laps
14	3:10.783	9 Laps
186	3:06.088	5 Laps
58	3:01.127	5 Laps
911	3:14.678	8 Laps
99	3:03.804	6 Laps
207	3:13.891	7 Laps
45	3:21.128	18 Laps
11	3:05.517	5 Laps
331	10:51.509	21 Laps
46	3:01.713	9 Laps
61	3:26.166	16 Laps
70	3:14.533	20 Laps
30	2:58.984	4 Laps
15	3:16.209	5 Laps
17	3:21.576	11 Laps
89	3:14.626	6 Laps
69	3:04.176	6 Laps
78	3:23.476	9 Laps
166	3:03.332	4 Laps
72	3:04.164	5 Laps
9	3:12.837	4 Laps
91	3:14.185	8 Laps
67	3:04.674	8 Laps
96	3:15.371	6 Laps
42	3:15.899	10 Laps
84	3:08.349	42 Laps
48	3:39.749	15 Laps
136	3:15.418	14 Laps
85	3:08.951	40 Laps
1	2:59.357	2:49.647
51	3:14.017	8 Laps

Lap 88		
2	2:51.286	
56	3:31.861	16 Laps
25	3:17.643	9 Laps
41	3:13.050	8 Laps
29	3:09.509	11 Laps
93	2:54.493	3 Laps
63	3:03.701	5 Laps
771	3:59.910	8 Laps
37	3:36.278	15 Laps
73	3:12.890	10 Laps
12	3:13.472	7 Laps
144	3:11.343	10 Laps
75	3:24.533	19 Laps
197	3:04.252	9 Laps
38	3:16.963	13 Laps
40	3:19.847	4 Laps
77	3:15.419	13 Laps
97	3:11.160	9 Laps
28	3:11.601	17 Laps
616	3:10.704	10 Laps
112	3:02.745	4 Laps
35	3:18.464	12 Laps
33	3:13.461	9 Laps
32	3:14.950	11 Laps
133	3:34.166	3 Laps
95	3:45.364	10 Laps
80	3:34.776	2 Laps
161	3:46.370	11 Laps
22	3:40.778	9 Laps
100	3:41.076	9 Laps
64	3:41.360	12 Laps
27	3:51.795	8 Laps
58	3:30.993	5 Laps
186	3:32.198	5 Laps
110	3:46.636	23 Laps
14	3:47.816	9 Laps
911	3:32.986	8 Laps
11	3:24.850	5 Laps
46	3:25.246	9 Laps
45	3:28.278	18 Laps
30	3:17.820	4 Laps
219	5:14.798	6 Laps
99	3:36.753	6 Laps
207	3:35.728	7 Laps
70	3:55.052	20 Laps
89	3:45.805	6 Laps
15	3:48.819	5 Laps
69	3:48.970	6 Laps
9	3:46.740	4 Laps
331	4:04.445	21 Laps
72	3:49.041	5 Laps
17	3:54.510	11 Laps
166	3:52.551	4 Laps
61	4:06.867	16 Laps
91	3:50.822	8 Laps

Nr	Lap Time	Gap
78	3:54.563	9 Laps
67	3:40.818	8 Laps
42	3:38.157	10 Laps
84	3:33.250	42 Laps
52	10:23.232	11 Laps
96	3:46.217	6 Laps
48	3:48.484	15 Laps
136	3:48.529	14 Laps
85	3:48.843	40 Laps

Lap 89		
2	3:47.244	
51	3:49.130	9 Laps
56	5:01.038	16 Laps
25	4:40.617	9 Laps
41	4:37.182	8 Laps
29	4:35.705	11 Laps
93	4:35.056	3 Laps
63	4:34.863	5 Laps
37	4:21.277	15 Laps
73	4:21.312	10 Laps
12	4:21.793	7 Laps
144	4:22.142	10 Laps
75	4:12.088	19 Laps
197	4:12.748	9 Laps
38	4:08.904	13 Laps
77	4:07.968	13 Laps
97	4:02.972	9 Laps
28	4:02.748	17 Laps
616	4:03.335	10 Laps
112	4:00.763	4 Laps
35	3:54.713	12 Laps
33	3:46.725	9 Laps
32	3:47.014	11 Laps
133	4:19.753	3 Laps
95	4:19.938	10 Laps
80	4:19.906	2 Laps
161	4:20.261	11 Laps
22	4:20.612	9 Laps
100	4:19.009	9 Laps
64	4:18.532	12 Laps
58	4:17.364	5 Laps
40	5:25.480	4 Laps
110	4:16.343	23 Laps
911	4:15.642	8 Laps
11	4:15.620	5 Laps
46	4:14.939	9 Laps
45	4:14.722	18 Laps
30	4:14.678	4 Laps
219	4:14.252	6 Laps
70	3:46.634	20 Laps
186	4:28.010	5 Laps
89	3:46.818	6 Laps
15	3:46.523	5 Laps
9	3:45.232	4 Laps
72	3:45.538	5 Laps
17	3:46.776	11 Laps

Nr	Lap Time	Gap
166	3:46.515	4 Laps
91	3:46.813	8 Laps
69	3:52.835	6 Laps
78	3:46.970	9 Laps
67	3:45.429	8 Laps
42	3:43.029	10 Laps
84	3:43.071	42 Laps
136	4:05.097	14 Laps
85	4:05.477	40 Laps

Lap 90		
2	4:05.397	
51	4:05.867	9 Laps
48	4:21.062	16 Laps
14	5:47.252	10 Laps
56	4:39.401	16 Laps
25	4:38.951	9 Laps
41	4:39.871	8 Laps
29	4:40.133	11 Laps
93	4:39.985	3 Laps
63	4:39.835	5 Laps
37	4:40.065	15 Laps
73	4:39.794	10 Laps
12	4:39.482	7 Laps
144	4:39.602	10 Laps
75	4:39.357	19 Laps
197	4:38.729	9 Laps
38	4:38.018	13 Laps
77	4:37.630	13 Laps
97	4:37.882	9 Laps
28	4:38.662	17 Laps
616	4:38.049	10 Laps
112	4:38.476	4 Laps
35	4:37.875	12 Laps
33	4:37.899	9 Laps
32	4:37.652	11 Laps
27	7:56.381	9 Laps
331	7:18.533	22 Laps
133	4:39.962	3 Laps
95	4:41.301	10 Laps
80	4:41.708	2 Laps
161	4:41.682	11 Laps
22	4:41.315	9 Laps
100	4:41.650	9 Laps
64	4:41.548	12 Laps
58	4:42.024	5 Laps
40	4:41.435	4 Laps
110	4:42.059	23 Laps
911	4:42.342	8 Laps
11	4:42.183	5 Laps
46	4:42.070	9 Laps
45	4:42.697	18 Laps
30	4:42.570	4 Laps
219	4:42.244	6 Laps
70	4:44.804	20 Laps
89	4:45.378	6 Laps
15	4:45.252	5 Laps

Nr	Lap Time	Gap
9	4:43.628	4 Laps
72	4:44.208	5 Laps
17	4:46.487	11 Laps
166	4:47.264	4 Laps
91	4:47.453	8 Laps
78	4:47.616	9 Laps
67	4:48.281	8 Laps
42	4:48.178	10 Laps
84	4:49.217	42 Laps
61	8:43.375	17 Laps
136	4:02.484	14 Laps
85	4:02.157	40 Laps

Lap 91		
2	4:02.326	
51	4:01.996	9 Laps
52	8:37.849	13 Laps
14	3:55.588	10 Laps
96	8:54.922	8 Laps
207	9:46.927	9 Laps
69	5:23.496	7 Laps
56	4:24.811	16 Laps
25	4:24.726	9 Laps
41	4:22.800	8 Laps
29	4:21.972	11 Laps
93	4:21.460	3 Laps
63	4:21.278	5 Laps
37	4:22.723	15 Laps
73	4:21.463	10 Laps
12	4:22.053	7 Laps
144	4:22.601	10 Laps
75	4:22.467	19 Laps
197	4:21.817	9 Laps
38	4:22.072	13 Laps
77	4:21.702	13 Laps
97	4:21.456	9 Laps
28	4:20.464	17 Laps
616	4:20.479	10 Laps
112	4:19.641	4 Laps
33	4:21.166	9 Laps
35	4:21.737	12 Laps
32	4:20.709	11 Laps
27	4:12.850	9 Laps
48	6:26.987	16 Laps
133	3:59.803	3 Laps
80	4:00.388	2 Laps
22	4:02.157	9 Laps
100	4:02.310	9 Laps
58	3:59.830	5 Laps
95	4:10.645	10 Laps
64	4:05.082	12 Laps
161	4:09.419	11 Laps
40	4:01.175	4 Laps
46	3:56.948	9 Laps
11	3:57.913	5 Laps
30	3:55.720	4 Laps
219	3:59.303	6 Laps



Spa Six Hours Endurance

SPA SIX HOURS

Race

Analysis by lap

Lapped

Nr	Lap Time	Gap
911	4:04.477	8 Laps
45	4:04.930	18 Laps
110	4:10.515	23 Laps
70	4:00.562	20 Laps
72	3:55.780	5 Laps
89	3:59.644	6 Laps
15	3:59.925	5 Laps
166	3:49.928	4 Laps
67	3:45.390	8 Laps
17	3:52.880	11 Laps
91	3:50.213	8 Laps
84	3:43.887	42 Laps
78	3:50.883	9 Laps
42	3:49.010	10 Laps
9	4:05.594	4 Laps

Lap 92

Nr	Lap Time	Gap
2	3:44.938	
85	3:49.633	41 Laps
136	3:54.650	15 Laps
51	3:52.412	9 Laps
52	3:53.215	13 Laps
99	13:21.543	9 Laps
61	4:01.391	18 Laps
14	3:53.185	10 Laps
96	3:43.126	8 Laps
207	3:40.806	9 Laps
69	3:40.199	7 Laps
331	5:38.668	23 Laps
93	2:49.476	3 Laps
63	3:00.587	5 Laps
197	2:58.235	9 Laps
29	3:10.347	11 Laps
73	3:06.880	10 Laps
12	3:08.422	7 Laps
41	3:14.954	8 Laps
25	3:15.558	9 Laps
112	3:03.162	4 Laps
144	3:11.118	10 Laps
33	3:10.160	9 Laps
77	3:17.017	13 Laps
97	3:20.948	9 Laps
616	3:19.461	10 Laps
27	3:15.452	9 Laps
32	3:16.134	11 Laps
28	3:21.996	17 Laps
35	3:19.915	12 Laps
75	3:29.689	19 Laps
38	3:28.887	13 Laps
56	3:43.858	16 Laps
37	3:45.425	15 Laps
133	2:57.663	3 Laps
80	2:58.351	2 Laps
46	2:55.922	9 Laps
30	2:55.962	4 Laps
58	3:01.303	5 Laps
22	3:07.194	9 Laps
100	3:12.220	9 Laps
11	3:07.135	5 Laps
48	3:58.055	16 Laps
40	3:09.796	4 Laps
64	3:14.014	12 Laps
911	3:07.479	8 Laps
219	3:10.327	6 Laps
67	3:03.979	8 Laps

Lap 93

Nr	Lap Time	Gap
2	2:57.072	
9	3:01.401	5 Laps
89	3:08.681	7 Laps
84	3:07.873	43 Laps
95	3:24.505	11 Laps
166	3:10.852	5 Laps
15	3:11.932	6 Laps
70	3:13.967	21 Laps
161	3:26.019	12 Laps
45	3:19.390	19 Laps
85	3:06.603	41 Laps
72	3:20.983	6 Laps
91	3:18.194	9 Laps
17	3:19.218	12 Laps
42	3:18.247	11 Laps
99	3:04.088	9 Laps
78	3:20.501	10 Laps
51	3:11.588	9 Laps
136	3:17.971	15 Laps
69	3:08.454	7 Laps
186	12:24.384	8 Laps
110	3:47.382	24 Laps
207	3:20.300	9 Laps
52	3:31.525	13 Laps
96	3:24.029	8 Laps
331	3:23.907	23 Laps
61	3:35.885	18 Laps
14	3:38.878	10 Laps
93	2:45.938	3 Laps
1	19:52.765	5 Laps
197	2:52.613	9 Laps
63	2:59.128	5 Laps
112	2:58.670	4 Laps
29	3:06.058	11 Laps
73	3:06.662	10 Laps
12	3:09.076	7 Laps
25	3:10.286	9 Laps
144	3:14.256	10 Laps
41	3:19.423	8 Laps
33	3:09.846	9 Laps
27	3:07.681	9 Laps
77	3:12.844	13 Laps
32	3:08.081	11 Laps
97	3:09.811	9 Laps
616	3:11.164	10 Laps
28	3:11.782	17 Laps
35	3:16.458	12 Laps
133	3:00.072	3 Laps
38	3:15.773	13 Laps
80	2:59.173	2 Laps
75	3:21.089	19 Laps
30	2:54.439	4 Laps
46	2:55.557	9 Laps
58	2:57.119	5 Laps
11	3:00.815	5 Laps

Lap 94

Nr	Lap Time	Gap
2	2:52.373	
22	3:08.386	10 Laps
56	3:37.831	17 Laps
9	2:51.911	5 Laps
37	3:34.958	16 Laps
40	3:04.414	5 Laps
67	3:01.978	9 Laps
84	2:58.133	43 Laps
100	3:13.510	10 Laps
89	3:05.597	7 Laps
166	3:03.739	5 Laps
911	3:13.708	9 Laps
64	3:15.868	13 Laps
219	3:13.780	7 Laps
15	3:06.916	6 Laps
70	3:11.875	21 Laps
99	3:02.654	9 Laps
161	3:19.592	12 Laps
91	3:12.783	9 Laps
51	3:08.260	9 Laps
45	3:21.088	19 Laps
42	3:14.878	11 Laps
17	3:17.779	12 Laps
69	3:04.760	7 Laps
78	3:17.081	10 Laps
186	3:11.460	8 Laps
136	3:17.033	15 Laps
85	3:32.909	41 Laps
72	3:34.465	6 Laps
95	3:51.030	11 Laps
207	3:15.220	9 Laps
93	2:52.421	3 Laps
1	2:48.043	5 Laps
96	3:23.452	8 Laps
52	3:25.637	13 Laps
331	3:28.055	23 Laps
48	4:33.880	17 Laps
197	2:56.467	9 Laps
110	3:47.174	24 Laps
63	2:56.687	5 Laps
61	3:36.916	18 Laps
14	3:31.669	10 Laps
112	2:58.558	4 Laps
73	3:02.292	10 Laps
29	3:05.355	11 Laps
12	3:06.405	7 Laps
25	3:09.708	9 Laps
144	3:09.910	10 Laps
33	3:07.771	9 Laps
27	3:04.761	9 Laps
32	3:04.765	11 Laps
41	3:13.464	8 Laps
97	3:11.076	9 Laps
133	2:58.992	3 Laps
616	3:11.019	10 Laps
77	3:16.026	13 Laps
28	3:11.522	17 Laps
46	2:56.031	9 Laps
30	2:57.081	4 Laps
80	3:02.452	2 Laps
58	2:58.740	5 Laps

Lap 95

Nr	Lap Time	Gap
2	2:49.553	
35	3:19.468	13 Laps
38	3:20.151	14 Laps
9	2:52.117	5 Laps
11	3:00.278	6 Laps
75	3:20.960	20 Laps
40	3:02.253	5 Laps
84	2:55.518	43 Laps
22	3:09.624	10 Laps
67	3:01.613	9 Laps
166	3:02.942	5 Laps
100	3:12.065	10 Laps
89	3:09.557	7 Laps
15	3:07.492	6 Laps
911	3:12.966	9 Laps
219	3:11.530	7 Laps
64	3:13.124	13 Laps
99	3:03.596	9 Laps
56	3:34.200	17 Laps
70	3:11.937	21 Laps
91	3:09.593	9 Laps
51	3:08.228	9 Laps
37	3:43.545	16 Laps
69	3:03.345	7 Laps
17	3:15.415	12 Laps
1	2:47.752	5 Laps
42	3:17.308	11 Laps
161	3:23.676	12 Laps
93	2:51.597	3 Laps
45	3:21.106	19 Laps
72	3:05.114	6 Laps
78	3:18.289	10 Laps
85	3:09.940	41 Laps
136	3:20.568	15 Laps
207	3:16.023	9 Laps
95	3:19.922	11 Laps
197	2:56.212	9 Laps
63	2:59.765	5 Laps
186	3:47.920	8 Laps
52	3:31.293	13 Laps
331	3:26.221	23 Laps
96	3:33.101	8 Laps
112	3:02.534	4 Laps
73	3:07.846	10 Laps
48	3:34.570	17 Laps
29	3:08.182	11 Laps
61	3:35.439	18 Laps
14	3:35.457	10 Laps
12	3:08.596	7 Laps
25	3:13.382	9 Laps
110	3:52.017	24 Laps
33	3:08.301	9 Laps
133	2:58.968	3 Laps
32	3:07.860	11 Laps
27	3:09.194	9 Laps
46	2:56.815	9 Laps
144	3:12.942	10 Laps
30	2:56.456	4 Laps
80	3:00.123	2 Laps
97	3:08.895	9 Laps

Lap 96

Nr	Lap Time	Gap
2	2:53.599	
616	3:10.890	11 Laps
58	3:01.551	6 Laps
41	3:19.079	9 Laps
9	2:54.582	5 Laps
77	3:17.423	14 Laps
28	3:16.417	18 Laps
11	2:59.530	6 Laps
84	2:53.220	43 Laps
35	3:16.838	13 Laps
40	3:03.132	5 Laps
38	3:15.822	14 Laps
67	3:01.074	9 Laps
22	3:08.066	10 Laps
166	3:01.590	5 Laps
75	3:27.341	20 Laps
89	3:07.898	7 Laps
100	3:12.426	10 Laps
15	3:07.006	6 Laps
99	3:03.332	9 Laps
219	3:08.725	7 Laps
911	3:10.666	9 Laps
64	3:10.139	13 Laps
1	2:48.004	5 Laps
93	2:49.884	3 Laps
70	3:12.408	21 Laps
69	3:04.463	7 Laps
91	3:10.992	9 Laps
51	3:10.901	9 Laps
72	3:04.654	6 Laps
17	3:13.629	12 Laps
56	3:36.886	17 Laps
85	3:07.694	41 Laps
42	3:15.144	11 Laps
45	3:16.285	19 Laps
78	3:17.838	10 Laps



Spa Six Hours Endurance

SPA SIX HOURS

Race

Analysis by lap

Lapped

Nr	Lap Time	Gap
161	3:26.462	12 Laps
197	2:55.407	9 Laps
37	3:41.846	16 Laps
136	3:16.533	15 Laps
207	3:11.337	9 Laps
63	2:57.804	5 Laps
95	3:20.407	11 Laps
112	3:01.228	4 Laps
331	3:21.002	23 Laps
73	3:05.049	10 Laps
52	3:23.250	13 Laps
29	3:07.561	11 Laps
96	3:26.361	8 Laps
12	3:07.479	7 Laps
133	2:59.614	3 Laps
30	2:58.404	4 Laps
25	3:09.521	9 Laps
32	3:06.650	11 Laps
46	3:04.466	9 Laps

Lap 97

Nr	Lap Time	Gap
2	2:57.307	
48	3:32.744	18 Laps
33	3:10.750	10 Laps
80	3:03.684	3 Laps
27	3:11.075	10 Laps
9	2:55.649	5 Laps
61	3:38.663	19 Laps
144	3:16.890	11 Laps
58	3:07.767	6 Laps
14	3:38.523	11 Laps
97	3:13.203	10 Laps
616	3:09.866	11 Laps
11	3:00.489	6 Laps
41	3:14.625	9 Laps
28	3:12.397	18 Laps
77	3:15.995	14 Laps
67	3:01.448	9 Laps
84	3:16.342	43 Laps
110	3:49.169	25 Laps
40	3:11.779	5 Laps
38	3:14.119	14 Laps
35	3:16.993	13 Laps
166	3:02.935	5 Laps
22	3:11.762	10 Laps
1	2:50.340	5 Laps
93	2:49.474	3 Laps
99	3:05.927	9 Laps
89	3:11.432	7 Laps
15	3:10.800	6 Laps
219	3:08.595	7 Laps
100	3:13.784	10 Laps
911	3:09.197	9 Laps
64	3:09.385	13 Laps
69	3:05.096	7 Laps
87	51:19.600	25 Laps
70	3:11.665	21 Laps
51	3:07.824	9 Laps
91	3:09.658	9 Laps
72	2:59.994	6 Laps
85	3:09.260	41 Laps
197	2:58.799	9 Laps
17	3:18.750	12 Laps
42	3:16.227	11 Laps
45	3:18.357	19 Laps
78	3:17.577	10 Laps
63	3:04.614	5 Laps
56	3:33.541	17 Laps
161	3:21.534	12 Laps
207	3:14.849	9 Laps
112	3:00.007	4 Laps
136	3:33.659	15 Laps
95	3:23.610	11 Laps
37	3:42.049	16 Laps
73	3:05.340	10 Laps
29	3:08.616	11 Laps
30	2:53.683	4 Laps
331	3:18.670	23 Laps
133	2:59.133	3 Laps
52	3:19.257	13 Laps

Lap 98

Nr	Lap Time	Gap
2	2:52.838	
12	3:07.780	8 Laps
46	2:57.804	10 Laps
9	2:56.218	5 Laps
96	3:26.011	9 Laps
80	3:00.296	3 Laps
25	3:07.716	10 Laps
32	3:06.766	12 Laps
33	3:09.321	10 Laps
27	3:07.418	10 Laps
58	3:08.148	6 Laps
11	3:05.203	6 Laps
144	3:12.780	11 Laps
616	3:11.582	11 Laps
97	3:12.536	10 Laps
67	3:02.674	9 Laps
48	3:35.221	18 Laps
28	3:11.846	18 Laps
41	3:17.248	9 Laps
1	2:49.195	5 Laps
61	3:33.414	19 Laps
77	3:16.171	14 Laps
93	2:49.917	3 Laps
14	3:35.439	11 Laps
166	3:04.373	5 Laps
38	3:15.321	14 Laps
22	3:13.118	10 Laps
35	3:20.544	13 Laps
99	3:04.837	9 Laps
15	3:08.538	6 Laps
89	3:12.311	7 Laps
219	3:09.411	7 Laps
40	3:37.597	5 Laps
110	3:46.115	25 Laps
69	3:06.033	7 Laps
100	3:13.728	10 Laps
911	3:13.430	9 Laps
87	3:04.629	25 Laps
64	3:12.836	13 Laps
72	3:01.969	6 Laps
70	3:12.399	21 Laps
51	3:11.039	9 Laps
91	3:11.240	9 Laps
197	2:54.031	9 Laps
85	3:04.917	41 Laps
63	2:59.884	5 Laps
42	3:13.032	11 Laps
17	3:16.381	12 Laps
78	3:15.086	10 Laps
45	3:18.338	19 Laps
112	3:01.246	4 Laps
207	3:12.335	9 Laps
161	3:22.246	12 Laps
56	3:33.144	17 Laps
84	5:03.300	43 Laps
136	3:16.196	15 Laps
30	2:54.240	4 Laps
73	3:04.333	10 Laps

Lap 99

Nr	Lap Time	Gap
2	2:51.399	
133	2:59.211	4 Laps
95	3:22.091	12 Laps
29	3:09.100	12 Laps
9	2:54.087	5 Laps
12	3:10.195	8 Laps
80	2:59.153	3 Laps
37	3:34.713	17 Laps
331	3:21.121	24 Laps
32	3:06.206	12 Laps
52	3:19.968	14 Laps
25	3:08.015	10 Laps
27	3:06.837	10 Laps
58	2:59.419	6 Laps
33	3:09.417	10 Laps
11	2:58.082	6 Laps
96	3:25.920	9 Laps
144	3:07.856	11 Laps
1	2:49.427	5 Laps
93	2:48.108	3 Laps
616	3:10.553	11 Laps
97	3:11.141	10 Laps
67	3:03.368	9 Laps
28	3:11.024	18 Laps
41	3:13.778	9 Laps
166	3:05.919	5 Laps
77	3:15.166	14 Laps
48	3:28.263	18 Laps
99	3:00.806	9 Laps
22	3:08.586	10 Laps
38	3:13.539	14 Laps
61	3:32.481	19 Laps
40	3:00.246	5 Laps
35	3:17.024	13 Laps
15	3:07.499	6 Laps
14	3:36.051	11 Laps
89	3:08.842	7 Laps
69	3:03.455	7 Laps
219	3:09.801	7 Laps
72	3:01.432	6 Laps
87	3:09.423	25 Laps
100	3:12.048	10 Laps
911	3:12.069	9 Laps
197	2:56.615	9 Laps
64	3:12.239	13 Laps
91	3:10.276	9 Laps
51	3:10.937	9 Laps
70	3:13.541	21 Laps
85	3:04.398	41 Laps
63	2:58.372	5 Laps
110	3:49.192	25 Laps
42	3:12.575	11 Laps
112	3:00.190	4 Laps
78	3:15.708	10 Laps
45	3:15.371	19 Laps
207	3:09.858	9 Laps
30	2:53.600	4 Laps

Lap 100

Nr	Lap Time	Gap
2	2:56.022	
161	3:19.883	13 Laps
133	3:00.339	4 Laps
73	3:08.315	11 Laps
9	2:56.173	5 Laps
136	3:18.130	16 Laps
80	2:58.812	3 Laps
29	3:08.546	12 Laps
95	3:24.517	12 Laps
56	3:37.750	18 Laps
12	3:12.468	8 Laps
32	3:06.520	12 Laps
58	3:03.669	6 Laps
25	3:12.299	10 Laps
1	2:53.827	5 Laps
11	3:09.087	6 Laps
93	2:55.463	3 Laps
331	3:24.965	24 Laps
27	3:18.181	10 Laps
33	3:16.242	10 Laps
52	3:26.295	14 Laps
67	3:07.464	9 Laps
144	3:19.627	11 Laps
96	3:25.538	9 Laps
616	3:19.016	11 Laps
97	3:18.433	10 Laps
37	3:54.890	17 Laps
28	3:13.206	18 Laps
166	3:07.125	5 Laps
77	3:25.865	14 Laps
99	3:19.200	9 Laps
22	3:17.707	10 Laps
40	3:13.722	5 Laps
38	3:24.877	14 Laps
69	3:17.361	7 Laps
48	3:42.715	18 Laps
89	3:22.384	7 Laps
72	3:18.920	6 Laps
15	3:26.960	6 Laps
219	3:39.479	7 Laps
35	3:46.950	13 Laps
197	3:34.161	9 Laps
61	3:56.486	19 Laps
100	3:39.065	10 Laps
911	3:39.063	9 Laps
64	3:39.317	13 Laps
14	3:53.297	11 Laps
51	3:32.046	9 Laps
85	3:30.372	41 Laps
91	3:33.632	9 Laps
70	3:34.221	21 Laps
63	3:27.259	5 Laps
87	3:53.217	25 Laps
112	3:13.538	4 Laps
42	3:25.356	11 Laps
110	3:54.738	25 Laps
207	3:37.338	9 Laps
78	3:40.202	10 Laps
30	3:34.387	4 Laps
45	3:40.385	19 Laps

Lap 101

Nr	Lap Time	Gap
2	3:30.964	
133	3:23.189	4 Laps
161	3:28.094	13 Laps
73	3:27.842	11 Laps
9	3:27.386	5 Laps
136	3:28.479	16 Laps
80	3:25.651	3 Laps
29	3:25.013	12 Laps
95	4:36.053	12 Laps
12	4:35.645	8 Laps
56	4:37.896	18 Laps
32	4:34.738	12 Laps
58	4:29.336	6 Laps
25	4:29.748	10 Laps
1	4:27.152	5 Laps
11	4:23.975	6 Laps
93	4:23.781	3 Laps
186	17:57.337	13 Laps
331	4:24.268	24 Laps
27	4:23.789	10 Laps
33	4:24.375	10 Laps
52	4:25.161	14 Laps



Spa Six Hours Endurance

SPA SIX HOURS

Race

Analysis by lap

Lapped

Nr	Lap Time	Gap
67	4:17.610	9 Laps
144	4:14.225	11 Laps
96	4:12.227	9 Laps
616	4:11.371	11 Laps
97	4:11.209	10 Laps
28	4:08.932	18 Laps
37	4:10.612	17 Laps
166	4:09.053	5 Laps
99	3:44.512	9 Laps
77	3:46.093	14 Laps
22	3:45.707	10 Laps
40	3:42.081	5 Laps
38	3:39.265	14 Laps
69	3:38.765	7 Laps
89	3:35.914	7 Laps
48	3:37.869	18 Laps
72	3:36.178	6 Laps
15	3:35.793	6 Laps
197	3:48.878	9 Laps
219	3:54.108	7 Laps
35	3:55.466	13 Laps
911	3:50.894	9 Laps
100	3:52.391	10 Laps
64	3:51.332	13 Laps
51	3:50.513	9 Laps
63	3:46.086	5 Laps
112	3:41.777	4 Laps
61	4:00.131	19 Laps
85	3:53.394	41 Laps
91	3:53.004	9 Laps
70	3:52.162	21 Laps
42	3:36.234	11 Laps
14	4:06.494	11 Laps
30	3:22.610	4 Laps
41	8:43.267	10 Laps

Lap 102

Nr	Lap Time	Gap
2	3:27.056	
133	3:26.479	4 Laps
78	3:32.639	11 Laps
9	3:24.435	5 Laps
207	3:35.682	10 Laps
45	3:34.478	20 Laps
73	3:26.405	11 Laps
80	3:21.471	3 Laps
29	3:24.987	12 Laps
110	3:49.455	26 Laps
136	3:30.390	16 Laps
161	3:47.328	13 Laps
1	2:46.818	5 Laps
93	2:52.981	3 Laps
58	3:02.739	6 Laps
11	3:03.289	6 Laps
12	3:08.709	8 Laps
32	3:08.295	12 Laps
186	3:05.764	13 Laps
27	3:06.991	10 Laps
33	3:09.090	10 Laps
67	3:06.517	9 Laps
25	3:16.707	10 Laps
95	3:26.310	12 Laps
144	3:11.457	11 Laps
99	3:06.961	9 Laps
616	3:11.872	11 Laps
97	3:12.480	10 Laps
166	3:08.941	5 Laps
40	3:07.201	5 Laps
331	3:23.033	24 Laps
22	3:10.294	10 Laps
28	3:15.163	18 Laps
96	3:20.058	9 Laps
69	3:06.171	7 Laps
77	3:18.311	14 Laps
72	3:05.697	6 Laps
56	3:38.577	18 Laps
52	3:29.022	14 Laps
38	3:18.103	14 Laps
15	3:09.508	6 Laps
89	3:13.271	7 Laps
197	2:49.403	9 Laps
48	3:28.288	18 Laps
37	3:44.618	17 Laps
63	2:58.029	5 Laps
219	3:08.654	7 Laps
911	3:07.527	9 Laps
112	3:00.900	4 Laps
100	3:10.366	10 Laps
85	3:06.704	41 Laps
64	3:13.906	13 Laps
51	3:11.279	9 Laps
91	3:08.019	9 Laps
35	3:18.470	13 Laps
70	3:09.724	21 Laps

Lap 103

Nr	Lap Time	Gap
2	2:50.907	
30	2:58.504	5 Laps
42	3:16.155	12 Laps
9	2:50.641	5 Laps
133	3:00.073	4 Laps
80	2:58.148	3 Laps
73	3:02.502	11 Laps
61	3:36.698	20 Laps
207	3:09.520	10 Laps
78	3:14.951	11 Laps
29	3:04.920	12 Laps
45	3:18.467	20 Laps
14	3:40.079	12 Laps
136	3:17.474	16 Laps
1	2:44.618	5 Laps
93	2:46.011	3 Laps
110	3:39.327	26 Laps
58	2:59.275	6 Laps
11	2:58.527	6 Laps
32	3:03.331	12 Laps
12	3:06.531	8 Laps
186	3:03.416	13 Laps
27	3:01.010	10 Laps
67	3:01.688	9 Laps
25	3:06.433	10 Laps
33	3:09.317	10 Laps
40	3:01.455	5 Laps
99	3:07.211	9 Laps
166	3:08.992	5 Laps
616	3:11.369	11 Laps
97	3:11.143	10 Laps
69	3:02.800	7 Laps
22	3:08.504	10 Laps
144	3:16.381	11 Laps
72	3:03.515	6 Laps
28	3:12.083	18 Laps
95	3:23.073	12 Laps
331	3:18.228	24 Laps
197	2:53.944	9 Laps
96	3:16.104	9 Laps
77	3:13.393	14 Laps
15	3:12.005	6 Laps
89	3:11.176	7 Laps
38	3:17.819	14 Laps
52	3:21.576	14 Laps
63	2:58.450	5 Laps
56	3:35.921	18 Laps
112	2:57.281	4 Laps
219	3:08.453	7 Laps
48	3:26.455	18 Laps

Lap 104

Nr	Lap Time	Gap
2	2:53.243	
30	2:54.581	5 Laps
100	3:08.266	11 Laps
9	2:52.149	5 Laps
911	3:13.814	10 Laps
85	3:08.190	42 Laps
51	3:07.853	10 Laps
64	3:12.644	14 Laps
91	3:12.107	10 Laps
70	3:10.012	22 Laps
133	2:57.712	4 Laps
35	3:15.262	14 Laps
37	3:42.839	18 Laps
80	2:57.077	3 Laps
42	3:11.903	12 Laps
73	3:06.046	11 Laps
29	3:04.712	12 Laps
207	3:11.048	10 Laps
78	3:17.467	11 Laps
1	2:48.202	5 Laps
45	3:16.590	20 Laps
93	2:46.590	3 Laps
61	3:33.080	20 Laps
136	3:20.615	16 Laps
14	3:33.010	12 Laps
58	2:57.565	6 Laps
11	2:57.405	6 Laps
32	3:04.043	12 Laps
27	3:02.057	10 Laps
186	3:04.520	13 Laps
12	3:07.781	8 Laps
67	3:03.640	9 Laps
110	3:40.547	26 Laps
161	7:15.366	14 Laps
40	2:59.903	5 Laps
99	3:01.358	9 Laps
69	3:00.645	7 Laps
33	3:13.483	10 Laps
25	3:16.045	10 Laps
166	3:04.591	5 Laps
197	2:52.703	9 Laps
72	3:04.347	6 Laps
616	3:09.126	11 Laps
97	3:08.901	10 Laps
22	3:08.410	10 Laps
144	3:08.280	11 Laps
28	3:10.908	18 Laps
15	3:07.644	6 Laps
89	3:07.011	7 Laps
77	3:13.423	14 Laps
331	3:19.296	24 Laps
96	3:18.426	9 Laps
95	3:23.288	12 Laps
38	3:13.755	14 Laps
112	2:56.032	4 Laps
52	3:19.015	14 Laps
9	2:50.436	4 Laps

Lap 105

Nr	Lap Time	Gap
2	2:55.363	
30	2:55.272	5 Laps
219	3:10.005	8 Laps
41	8:56.801	13 Laps
100	3:09.749	11 Laps
911	3:09.052	10 Laps
85	3:08.220	42 Laps
133	2:59.594	4 Laps
51	3:09.718	10 Laps
91	3:10.835	10 Laps
56	3:37.764	19 Laps
70	3:10.862	22 Laps
80	3:05.374	3 Laps
64	3:18.198	14 Laps
48	3:32.355	19 Laps
35	3:16.667	14 Laps
73	3:04.400	11 Laps
42	3:13.339	12 Laps
1	2:48.306	5 Laps
29	3:04.377	12 Laps
93	2:49.791	3 Laps
207	3:11.490	10 Laps
37	3:38.755	18 Laps
78	3:18.319	11 Laps
45	3:14.575	20 Laps
136	3:20.943	16 Laps
58	3:03.231	6 Laps
11	3:04.079	6 Laps
61	3:36.438	20 Laps
14	3:31.916	12 Laps
27	3:03.832	10 Laps
32	3:06.824	12 Laps
186	3:04.916	13 Laps
67	3:02.309	9 Laps
12	3:05.704	8 Laps
40	3:03.591	5 Laps
99	3:07.118	9 Laps
69	3:02.764	7 Laps
197	3:00.534	9 Laps
161	3:21.081	14 Laps
166	3:07.185	5 Laps
25	3:14.233	10 Laps
22	3:08.067	10 Laps
33	3:16.132	10 Laps
616	3:13.078	11 Laps
97	3:13.294	10 Laps
144	3:13.565	11 Laps
110	3:39.899	26 Laps
28	3:10.847	18 Laps
89	3:06.478	7 Laps
15	3:10.606	6 Laps
9	2:55.642	4 Laps
112	3:05.819	4 Laps

Lap 106

Nr	Lap Time	Gap
2	2:57.328	
77	3:18.138	15 Laps
72	3:36.818	7 Laps
30	2:55.322	5 Laps
331	3:21.355	25 Laps
96	3:21.441	10 Laps
38	3:17.663	15 Laps
95	3:21.749	13 Laps
52	3:19.327	15 Laps
133	2:59.593	4 Laps
219	3:11.326	8 Laps
41	3:14.307	13 Laps
85	3:08.989	42 Laps
911	3:11.063	10 Laps
80	2:58.040	3 Laps
51	3:09.894	10 Laps
91	3:07.675	10 Laps
1	2:51.256	5 Laps
70	3:12.031	22 Laps
73	3:03.945	11 Laps
93	2:51.399	3 Laps
64	3:12.497	14 Laps
35	3:17.432	14 Laps
42	3:15.341	12 Laps



Spa Six Hours Endurance

SPA SIX HOURS

Race

Analysis by lap

Lapped

Nr	Lap Time	Gap
48	3:27.913	19 Laps
29	3:13.453	12 Laps
56	3:37.105	19 Laps
207	3:10.694	10 Laps
45	3:14.233	20 Laps
78	3:16.950	11 Laps
37	3:38.004	18 Laps
58	3:06.110	6 Laps
11	3:04.871	6 Laps
136	3:15.413	16 Laps
27	3:04.143	10 Laps
186	3:04.826	13 Laps
67	3:03.844	9 Laps
32	3:08.514	12 Laps
12	3:09.663	8 Laps
40	3:08.415	5 Laps
61	3:36.298	20 Laps
99	3:04.658	9 Laps
69	3:04.540	7 Laps
197	3:05.136	9 Laps
14	3:38.572	12 Laps
166	3:08.302	5 Laps
25	3:12.264	10 Laps
22	3:11.562	10 Laps
616	3:09.941	11 Laps
161	3:21.281	14 Laps
33	3:13.832	10 Laps
97	3:10.451	10 Laps
144	3:09.423	11 Laps

Lap	107	
2	2:54.082	
89	3:08.064	8 Laps
9	3:00.297	5 Laps
30	2:56.893	5 Laps
28	3:13.364	19 Laps
15	3:08.598	7 Laps
112	3:14.851	5 Laps
77	3:16.238	15 Laps
133	3:00.477	4 Laps
38	3:16.298	15 Laps
331	3:22.683	25 Laps
96	3:25.263	10 Laps
1	2:54.478	5 Laps
95	3:24.773	13 Laps
80	3:03.667	3 Laps
72	3:36.771	7 Laps
219	3:12.452	8 Laps
52	3:21.234	15 Laps
93	2:51.427	3 Laps
85	3:12.247	42 Laps
911	3:11.579	10 Laps
51	3:11.837	10 Laps
91	3:12.180	10 Laps
73	3:03.164	11 Laps
70	3:14.409	22 Laps
41	3:28.929	13 Laps

Nr	Lap Time	Gap
64	3:16.304	14 Laps
42	3:13.846	12 Laps
35	3:14.978	14 Laps
29	3:10.993	12 Laps
207	3:14.220	10 Laps
48	3:32.255	19 Laps
56	3:38.798	19 Laps
45	3:13.347	20 Laps
78	3:18.000	11 Laps
58	3:08.188	6 Laps
11	3:08.412	6 Laps
186	3:06.092	13 Laps
27	3:09.225	10 Laps
67	3:08.397	9 Laps
136	3:21.970	16 Laps
32	3:09.619	12 Laps
12	3:07.602	8 Laps
40	3:06.474	5 Laps
69	3:02.613	7 Laps
99	3:03.675	9 Laps
37	3:47.598	18 Laps
166	3:11.644	5 Laps
22	3:11.074	10 Laps
61	3:36.736	20 Laps
616	3:11.474	11 Laps
97	3:10.225	10 Laps
25	3:14.813	10 Laps
33	3:12.812	10 Laps
144	3:12.599	11 Laps
161	3:21.322	14 Laps
14	3:42.875	12 Laps
100	9:20.934	12 Laps

Nr	Lap Time	Gap	Nr	Lap Time	Gap	Nr	Lap Time	Gap

GRAF VON FABER-CASTELL

GRID 1
Spa Six Hours Endurance



Spa Six Hours Endurance
SPA SIX HOURS
Race
Pit Stop Analysis

1 FORD GT40 — P+ / GTP+

Nr.	In Time	In Driver	Out Time	Out Driver	Pit Time	T. Pit Time
1	18:14:19.356	M. Count OEYNHAUSEN	18:15:50.359	M. Count OEYNHAUSEN	1:31.003	1:31.003
2	19:43:43.148	M. Count OEYNHAUSEN	19:45:33.269	M. Count OEYNHAUSEN	1:50.121	3:21.124

2 FORD GT40 — P+ / GTP+

Nr.	In Time	In Driver	Out Time	Out Driver	Pit Time	T. Pit Time
1	17:02:06.103	P. WALKER	17:03:54.482	P. WALKER	1:48.379	1:48.379
2	17:32:31.212	P. WALKER	17:34:15.388	P. WALKER	1:44.176	3:32.555
3	19:47:18.176	P. WALKER	19:48:50.539	P. WALKER	1:32.363	5:04.918

5 FORD GT40 — P+ / GTP+

Nr.	In Time	In Driver	Out Time	Out Driver	Pit Time	T. Pit Time
1	18:09:11.606	T. WOOD	18:11:07.528	T. WOOD	1:55.922	1:55.922
2	18:32:16.185	T. WOOD	18:33:20.606	T. WOOD	1:04.421	3:00.343
3	19:06:58.588	T. WOOD	19:09:42.416	T. WOOD	2:43.828	5:44.171
4	20:05:19.778	T. WOOD	20:08:15.666	T. WOOD	2:55.888	8:40.059

7 FORD GT40 — P+ / GTP+

Nr.	In Time	In Driver	Out Time	Out Driver	Pit Time	T. Pit Time
1	16:40:24.706	C. DAVIES	16:42:18.698	C. DAVIES	1:53.992	1:53.992

9 FORD GT40 — P+ / GTP+

Nr.	In Time	In Driver	Out Time	Out Driver	Pit Time	T. Pit Time
1	18:10:06.582	R. MEINS	18:12:22.599	R. MEINS	2:16.017	2:16.017
2	19:09:17.329	R. MEINS	19:10:19.036	R. MEINS	1:01.707	3:17.724
3	19:44:23.743	R. MEINS	19:47:07.003	R. MEINS	2:43.260	6:00.984

10 FORD GT40 — P+ / GTP+

Nr.	In Time	In Driver	Out Time	Out Driver	Pit Time	T. Pit Time
1	18:20:07.968	O. BRYANT	18:22:10.218	O. BRYANT	2:02.250	2:02.250

11 LOTUS Elan 26R Shapecraft — TS10 / GTS

Nr.	In Time	In Driver	Out Time	Out Driver	Pit Time	T. Pit Time
1	17:18:00.440	M. SCHRYVER	17:19:57.990	M. SCHRYVER	1:57.550	1:57.550
2	18:31:50.160	M. SCHRYVER	18:32:52.825	M. SCHRYVER	1:02.665	3:00.215
3	19:34:37.254	M. SCHRYVER	19:38:44.712	M. SCHRYVER	4:07.458	7:07.673

12 PORSCHE 911 — TS11 / GTS

Nr.	In Time	In Driver	Out Time	Out Driver	Pit Time	T. Pit Time
1	17:49:30.095	M. BATES	17:51:28.434	M. BATES	1:58.339	1:58.339
2	18:24:22.693	M. BATES	18:25:45.715	M. BATES	1:23.022	3:21.361
3	19:49:02.286	M. BATES	19:50:44.766	M. BATES	1:42.480	5:03.841

13 LOTUS Elan 26R — TS10 / GTS

Nr.	In Time	In Driver	Out Time	Out Driver	Pit Time	T. Pit Time
1	18:04:01.742	G. WILSON	18:07:18.786	G. WILSON	3:17.044	3:17.044
2	18:21:01.723	G. WILSON	18:23:26.473	G. WILSON	2:24.750	5:41.794

14 ASTON MARTIN DB4 Coup? — GTS7 / GTS

Nr.	In Time	In Driver	Out Time	Out Driver	Pit Time	T. Pit Time
1	17:24:41.447	G. MILLER	17:27:56.955	G. MILLER	3:15.508	3:15.508
2	19:00:38.920	G. MILLER	19:03:30.071	G. MILLER	2:51.151	6:06.659
3	20:56:14.535	G. MILLER	20:58:28.316	G. MILLER	2:13.781	8:20.440

15 MARCOS 1800 GT — P< / GTP<

Nr.	In Time	In Driver	Out Time	Out Driver	Pit Time	T. Pit Time
1	17:43:09.353	R. HAMILTON	17:45:38.846	R. HAMILTON	2:29.493	2:29.493
2	19:22:42.013	R. HAMILTON	19:25:11.408	R. HAMILTON	2:29.395	4:58.888

17 FORD Falcon — CT10 / CT

Nr.	In Time	In Driver	Out Time	Out Driver	Pit Time	T. Pit Time
1	17:50:14.276	R. FRANKEL	17:52:46.810	R. FRANKEL	2:32.534	2:32.534
2	19:46:45.194	R. FRANKEL	19:51:24.278	R. FRANKEL	4:39.084	7:11.618

18 TRIUMPH TR4 — TS11 / GTS

Nr.	In Time	In Driver	Out Time	Out Driver	Pit Time	T. Pit Time
1	17:31:43.962	R. RAWE	17:33:43.190	R. RAWE	1:59.228	1:59.228

19 FORD Mustang — CT10 / CT

Nr.	In Time	In Driver	Out Time	Out Driver	Pit Time	T. Pit Time
1	17:53:12.178	E. DE WEERDT	17:55:11.386	E. DE WEERDT	1:59.208	1:59.208
2	19:53:39.145	E. DE WEERDT	20:06:49.097	E. DE WEERDT	13:09.952	15:09.160

22 FORD Shelby Mustang 350 GT — TS12 / GTS

Nr.	In Time	In Driver	Out Time	Out Driver	Pit Time	T. Pit Time
1	18:15:59.605	H. HAMUNEN	18:18:09.703	H. HAMUNEN	2:10.098	2:10.098
2	20:06:47.796	H. HAMUNEN	20:09:40.849	H. HAMUNEN	2:53.053	5:03.151

23 JAGUAR E Type — TS12 / GTS

Nr.	In Time	In Driver	Out Time	Out Driver	Pit Time	T. Pit Time
1	18:20:04.243	J. MINSHAW	18:22:05.423	J. MINSHAW	2:01.180	2:01.180
2	19:30:00.519	J. MINSHAW	19:31:44.704	J. MINSHAW	1:44.185	3:45.365

25 JAGUAR E Type — GTS7 / GTS

Nr.	In Time	In Driver	Out Time	Out Driver	Pit Time	T. Pit Time
1	15:55:12.624	J. BURTON	15:57:16.266	J. BURTON	2:03.642	2:03.642
2	18:23:36.357	J. BURTON	18:26:19.426	J. BURTON	2:43.069	4:46.711
3	20:18:33.830	J. BURTON	20:21:24.409	J. BURTON	2:50.579	7:37.290

27 JAGUAR E Type — TS12 / GTS

Nr.	In Time	In Driver	Out Time	Out Driver	Pit Time	T. Pit Time
1	17:48:44.246	S. ZIEGLER	17:51:55.004	S. ZIEGLER	3:10.758	3:10.758
2	19:56:50.896	S. ZIEGLER	19:59:47.689	S. ZIEGLER	2:56.793	6:07.551
3	20:56:08.843	S. ZIEGLER	21:00:09.492	S. ZIEGLER	4:00.649	10:08.200

28 MARCOS 1800 GT — P< / GTP<

Nr.	In Time	In Driver	Out Time	Out Driver	Pit Time	T. Pit Time
1	17:41:48.751	P. BORDET	17:43:56.192	P. BORDET	2:07.441	2:07.441
2	20:23:37.320	P. BORDET	20:25:41.942	P. BORDET	2:04.622	4:12.063

29 MORGAN Plus4 Supersport — TS11 / GTS

Nr.	In Time	In Driver	Out Time	Out Driver	Pit Time	T. Pit Time
1	16:55:18.882	K. AHLERS	16:58:33.872	K. AHLERS	3:14.990	3:14.990
2	18:23:55.702	K. AHLERS	18:26:28.881	K. AHLERS	2:33.179	5:48.169
3	19:20:25.058	K. AHLERS	19:22:00.974	K. AHLERS	1:35.916	7:24.085

30 SHELBY Cobra — TS12 / GTS

Nr.	In Time	In Driver	Out Time	Out Driver	Pit Time	T. Pit Time
1	17:06:11.342	T. DE IATRE DU BOSQUEAU	17:07:53.037	T. DE IATRE DU BOSQUEAU	1:41.695	1:41.695
2	19:11:51.853	T. DE IATRE DU BOSQUEAU	19:13:50.148	T. DE IATRE DU BOSQUEAU	1:58.295	3:39.990

SEPTEMBER 25, 26, 27, 28, 29 • 2019



Spa Six Hours Endurance
SPA SIX HOURS
Race

Pit Stop Analysis

Nr.	In Time	In Driver	Out Time	Out Driver	Pit Time	T. Pit Time
3	20:30:01.230	T. DE LATRE DU BOSQUEAU	20:31:35.782	T. DE LATRE DU BOSQUEAU	1:34.552	5:14.542

31 LOTUS Elan — TS10 GTS

1	17:50:38.733	C. Graf Von WEDEL	17:52:48.286	C. Graf Von WEDEL	2:09.553	2:09.553

32 LOTUS Elan — TS10 GTS

1	18:25:20.748	J. FEIBER	18:28:59.754	J. FEIBER	3:39.006	3:39.006
2	19:39:46.906	J. FEIBER	19:42:58.486	J. FEIBER	3:11.580	6:50.586
3	20:13:19.559	J. FEIBER	20:14:52.899	J. FEIBER	1:33.340	8:23.926

33 FORD Mustang — CT10 CT

1	18:23:05.028	A. LINSTER	18:25:03.005	A. LINSTER	1:57.977	1:57.977
2	19:45:59.288	A. LINSTER	19:47:24.757	A. LINSTER	1:25.469	3:23.446
3	20:40:20.304	A. LINSTER	20:42:20.772	A. LINSTER	2:00.468	5:23.914

35 PORSCHE 911 — TS11 GTS

1	18:05:55.540	F. DI EDIGIC	18:08:37.289	F. DI EDIGIC	2:41.749	2:41.749
2	19:31:58.677	F. DI EDIGIC	19:35:13.379	F. DI EDIGIC	3:14.702	5:56.451

36 FORD GT40 — P+ GTP+

1	17:21:25.273	K. LE BLANC	17:23:46.054	K. LE BLANC	2:20.781	2:20.781

37 PORSCHE 911 — TS11 GTS

1	17:10:43.748	L. GEEBELEN	17:14:35.766	L. GEEBELEN	3:52.018	3:52.018
2	19:49:36.895	L. GEEBELEN	19:54:24.821	L. GEEBELEN	4:47.926	8:39.944

38 MARCOS 1800 GT — P< GTP<

1	17:03:04.226	A. VIRON	17:06:31.239	A. VIRON	3:27.013	3:27.013
2	19:09:28.066	A. VIRON	19:11:55.170	A. VIRON	2:27.104	5:54.117
3	20:31:56.901	A. VIRON	20:35:22.213	A. VIRON	3:25.312	9:19.429

40 JAGUAR E Type — TS12 GTS

1	17:31:20.384	M. HUNT	17:33:09.966	M. HUNT	1:49.582	1:49.582
2	19:11:39.264	M. HUNT	19:13:35.685	M. HUNT	1:56.421	3:46.003
3	20:55:03.358	M. HUNT	20:56:50.416	M. HUNT	1:47.058	5:33.061
4	21:24:43.350	M. HUNT	21:25:42.091	M. HUNT	58.741	6:31.802

41 MG B Roadster — TS11 GTS

1	16:45:47.765	S. CRIPPS	16:50:32.760	S. CRIPPS	4:44.995	4:44.995
2	19:22:14.504	S. CRIPPS	19:24:28.814	S. CRIPPS	2:14.310	6:59.305
3	21:38:44.552	S. CRIPPS	21:42:42.021	S. CRIPPS	3:57.469	10:56.774

42 MG B — TS11 GTS

1	18:19:26.174	T. BECHTOLSHEIMER	18:22:08.237	T. BECHTOLSHEIMER	2:42.063	2:42.063
2	18:52:44.107	T. BECHTOLSHEIMER	18:53:48.810	T. BECHTOLSHEIMER	1:04.703	3:46.766
3	19:00:54.235	T. BECHTOLSHEIMER	19:03:09.289	T. BECHTOLSHEIMER	2:15.054	6:01.820
4	20:40:44.182	T. BECHTOLSHEIMER	20:43:58.584	T. BECHTOLSHEIMER	3:14.402	9:16.222

44 AUSTIN HEALEY 100 — GTS2 GTS

1	17:10:51.745	M. THORNE	17:14:44.364	M. THORNE	3:52.619	3:52.619
2	17:39:52.431	M. THORNE	19:18:35.230	M. THORNE	1:38:42.799	1:42:35.418
3	19:22:39.611	M. THORNE	20:04:04.035	M. THORNE	41:24.424	2:23:59.842

45 PORSCHE 911 — TS11 GTS

1	17:06:41.173	B. FILLIERS	17:10:41.103	B. FILLIERS	3:59.930	3:59.930
2	19:10:37.023	B. FILLIERS	19:13:37.448	B. FILLIERS	3:00.425	7:00.355
3	20:33:19.998	B. FILLIERS	20:36:11.498	B. FILLIERS	2:51.500	9:51.855

46 TVR Griffith — TS12 GTS

1	17:11:12.078	N. REUBEN	17:28:01.168	N. REUBEN	16:49.090	16:49.090
2	17:31:23.233	N. REUBEN	17:32:24.386	N. REUBEN	1:01.153	17:50.243
3	19:57:15.344	N. REUBEN	20:01:32.578	N. REUBEN	4:17.234	22:07.477

47 FORD Mustang — CT10 CT

1	15:55:12.624	P. MULACEK	17:13:01.613	P. MULACEK	1:17:48.989	1:17:48.989
2	18:33:45.644	P. MULACEK	18:36:14.603	P. MULACEK	2:28.959	1:20:17.948

48 AUSTIN HEALEY 3000 MK2 BJ7 — TS12 GTS

1	16:49:12.275	M. TOTSUKA	16:51:46.531	M. TOTSUKA	2:34.256	2:34.256
2	17:49:47.863	M. TOTSUKA	17:52:41.477	M. TOTSUKA	2:53.614	5:27.870
3	18:59:18.112	M. TOTSUKA	19:02:06.480	M. TOTSUKA	2:48.368	8:16.238
4	20:11:51.746	M. TOTSUKA	20:14:20.048	M. TOTSUKA	2:28.302	10:44.540
5	21:01:54.175	M. TOTSUKA	21:04:59.854	M. TOTSUKA	3:05.679	13:50.219
6	21:12:17.133	M. TOTSUKA	21:13:37.459	M. TOTSUKA	1:20.326	15:10.545

50 TRIUMPH TR4 SLR — TS11 GTS

1	17:06:12.215	B. WHITE	17:08:19.739	B. WHITE	2:07.524	2:07.524
2	19:17:44.822	B. WHITE	19:20:40.113	B. WHITE	2:55.291	5:02.815

51 TVR Grantura MK3 — TS11 GTS

1	18:18:44.667	J. WYMEERSCH	18:21:09.055	J. WYMEERSCH	2:24.388	2:24.388
2	19:31:51.055	J. WYMEERSCH	19:35:25.833	J. WYMEERSCH	3:34.778	5:59.166

52 BIZZARRINI 5300 GT America — P+ GTP+

1	17:09:36.542	P. MÜLDER	17:12:03.399	P. MÜLDER	2:26.857	2:26.857
2	18:53:20.174	P. MÜLDER	18:55:55.331	P. MÜLDER	2:35.157	5:02.014
3	19:49:40.917	P. MÜLDER	19:52:25.953	P. MÜLDER	2:45.036	7:47.050
4	20:46:47.381	P. MÜLDER	20:48:45.674	P. MÜLDER	1:58.293	9:45.343
5	20:57:11.578	P. MÜLDER	21:02:15.632	P. MÜLDER	5:04.054	14:49.397

54 JAGUAR E Type Semi-Lightweight — TS12 GTS

1	16:13:55.995	E. DOUART	16:18:44.944	E. DOUART	4:48.949	4:48.949
2	17:02:55.351	E. DOUART	17:06:40.601	E. DOUART	3:45.250	8:34.199



Spa Six Hours Endurance

SPA SIX HOURS

Race

Pit Stop Analysis

56 MG B — TS11 GTS

Nr.	In Time	In Driver	Out Time	Out Driver	Pit Time	T. Pit Time
1	17:50:50.091	M. MIDGLEY	17:53:08.986	M. MIDGLEY	2:18.895	2:18.895
2	19:54:20.139	M. MIDGLEY	19:58:30.219	M. MIDGLEY	4:10.080	6:28.975

58 JAGUAR E Type — TS12 GTS

Nr.	In Time	In Driver	Out Time	Out Driver	Pit Time	T. Pit Time
1	18:11:27.008	K. KYVALOVA	18:14:12.789	K. KYVALOVA	2:45.781	2:45.781
2	20:04:05.682	K. KYVALOVA	20:06:45.889	K. KYVALOVA	2:40.207	5:25.988

61 MG B — TS11 GTS

Nr.	In Time	In Driver	Out Time	Out Driver	Pit Time	T. Pit Time
1	15:55:12.624	A. HERREMAN	15:57:21.328	A. HERREMAN	2:08.704	2:08.704
2	17:04:25.419	A. HERREMAN	17:06:35.435	A. HERREMAN	2:10.016	4:18.720
3	18:14:06.346	A. HERREMAN	18:17:02.982	A. HERREMAN	2:56.636	7:15.356
4	18:50:00.604	A. HERREMAN	18:54:54.314	A. HERREMAN	4:53.710	12:09.066
5	19:34:40.646	A. HERREMAN	19:36:46.675	A. HERREMAN	2:06.029	14:15.095
6	20:57:00.658	A. HERREMAN	20:59:14.524	A. HERREMAN	2:13.866	16:28.961

62 TVR Griffith — TS12 GTS

Nr.	In Time	In Driver	Out Time	Out Driver	Pit Time	T. Pit Time
1	16:56:44.074	M. DUPONT	16:59:56.122	M. DUPONT	3:12.048	3:12.048
2	18:45:26.578	M. DUPONT	18:47:54.270	M. DUPONT	2:27.692	5:39.740

63 JAGUAR E Type — TS12 GTS

Nr.	In Time	In Driver	Out Time	Out Driver	Pit Time	T. Pit Time
1	17:53:46.456	L. HALUSA	17:56:02.139	L. HALUSA	2:15.683	2:15.683
2	19:55:24.215	L. HALUSA	19:57:45.223	L. HALUSA	2:21.008	4:36.691

64 PORSCHE 911 — TS11 GTS

Nr.	In Time	In Driver	Out Time	Out Driver	Pit Time	T. Pit Time
1	18:14:53.274	U. KOLB	18:17:35.445	U. KOLB	2:42.171	2:42.171
2	20:17:20.677	U. KOLB	20:19:26.156	U. KOLB	2:05.479	4:47.650

65 FORD Mustang Notchback — CT10 CT

Nr.	In Time	In Driver	Out Time	Out Driver	Pit Time	T. Pit Time
1	18:10:17.674	N. RUDDELL	18:12:29.095	N. RUDDELL	2:11.421	2:11.421
2	19:44:55.996	N. RUDDELL	19:47:23.306	N. RUDDELL	2:27.310	4:38.731

67 FORD Falcon — CT10 CT

Nr.	In Time	In Driver	Out Time	Out Driver	Pit Time	T. Pit Time
1	18:18:40.186	P. VERMAST	18:21:39.915	P. VERMAST	2:59.729	2:59.729
2	20:07:55.528	P. VERMAST	20:12:17.251	P. VERMAST	4:21.723	7:21.452

69 CHEVROLET Corvette C2 — TS12 GTS

Nr.	In Time	In Driver	Out Time	Out Driver	Pit Time	T. Pit Time
1	17:41:14.086	J. BELTRAMELLI	17:43:17.826	J. BELTRAMELLI	2:03.740	2:03.740
2	19:52:02.399	J. BELTRAMELLI	19:54:20.166	J. BELTRAMELLI	2:17.767	4:21.507
3	21:00:49.253	J. BELTRAMELLI	21:03:08.293	J. BELTRAMELLI	2:19.040	6:40.547

70 TRIUMPH TR4 — TS11 GTS

Nr.	In Time	In Driver	Out Time	Out Driver	Pit Time	T. Pit Time
1	18:19:28.810	P. LEJEUNE	18:23:23.184	P. LEJEUNE	3:54.374	3:54.374
2	19:18:39.297	P. LEJEUNE	19:58:16.099	P. LEJEUNE	39:36.802	43:31.176

72 FORD Shelby Mustang 350 GT — TS12 GTS

Nr.	In Time	In Driver	Out Time	Out Driver	Pit Time	T. Pit Time
1	18:13:13.027	N. SLEEP	18:15:40.803	N. SLEEP	2:27.776	2:27.776
2	19:36:09.318	N. SLEEP	19:38:33.006	N. SLEEP	2:23.688	4:51.464

73 TVR GRIFFITH 400 — TS12 GTS

Nr.	In Time	In Driver	Out Time	Out Driver	Pit Time	T. Pit Time
1	17:24:43.716	K. SELDERS	17:27:58.805	K. SELDERS	3:15.089	3:15.089
2	19:27:50.867	K. SELDERS	19:31:44.267	K. SELDERS	3:53.400	7:08.489

74 SHELBY Cobra — TS12 GTS

Nr.	In Time	In Driver	Out Time	Out Driver	Pit Time	T. Pit Time
1	16:55:54.169	D. GRUAU	16:57:29.198	D. GRUAU	1:35.029	1:35.029
2	17:01:00.948	D. GRUAU	17:03:48.496	D. GRUAU	2:47.548	4:22.577

75 AUSTIN HEALEY 100 M — GTS7 GTS

Nr.	In Time	In Driver	Out Time	Out Driver	Pit Time	T. Pit Time
1	17:33:15.539	O. BLANPAIN	17:36:49.151	O. BLANPAIN	3:33.612	3:33.612
2	19:08:31.394	O. BLANPAIN	19:11:27.123	O. BLANPAIN	2:55.729	6:29.341

76 LOTUS Elan 26R — TS10 GTS

Nr.	In Time	In Driver	Out Time	Out Driver	Pit Time	T. Pit Time
1	18:17:58.517	S. LYNN	18:20:01.888	S. LYNN	2:03.371	2:03.371

77 PORSCHE 911 — TS11 GTS

Nr.	In Time	In Driver	Out Time	Out Driver	Pit Time	T. Pit Time
1	16:25:25.471	P. BRIONES	16:28:23.561	P. BRIONES	2:58.090	2:58.090
2	18:02:25.107	P. BRIONES	18:03:31.822	P. BRIONES	1:06.715	4:04.805
3	18:11:30.046	P. BRIONES	18:14:19.918	P. BRIONES	2:49.872	6:54.677
4	20:06:22.332	P. BRIONES	20:09:33.620	P. BRIONES	3:11.288	10:05.965

78 TRIUMPH TR4 — TS11 GTS

Nr.	In Time	In Driver	Out Time	Out Driver	Pit Time	T. Pit Time
1	17:00:33.445	G. OWEN	17:02:18.804	G. OWEN	1:45.359	1:45.359
2	19:11:00.284	G. OWEN	19:12:47.644	G. OWEN	1:47.360	3:32.719
3	20:37:26.584	G. OWEN	20:39:55.307	G. OWEN	2:28.723	6:01.442

79 FORD Mustang — CT10 CT

Nr.	In Time	In Driver	Out Time	Out Driver	Pit Time	T. Pit Time
1	16:59:00.417	C. VAN LANSCHOT	17:05:12.765	C. VAN LANSCHOT	6:12.348	6:12.348

80 ASTON MARTIN DB4 GT DP214 — TS12 GTS

Nr.	In Time	In Driver	Out Time	Out Driver	Pit Time	T. Pit Time
1	18:14:42.106	W. FRIEDRICHS	18:16:37.023	W. FRIEDRICHS	1:54.917	1:54.917
2	19:27:53.010	W. FRIEDRICHS	19:29:35.474	W. FRIEDRICHS	1:42.464	3:37.381

81 FORD GT40 — P+ GTP+

Nr.	In Time	In Driver	Out Time	Out Driver	Pit Time	T. Pit Time
1	15:55:12.624	G. NOLTE	15:57:13.703	G. NOLTE	2:01.079	2:01.079
2	16:16:41.664	G. NOLTE	16:19:34.450	G. NOLTE	2:52.786	4:53.865

83 MG B — TS11 GTS

Nr.	In Time	In Driver	Out Time	Out Driver	Pit Time	T. Pit Time
1	17:02:33.933	J. ALLEN	17:06:00.626	J. ALLEN	3:26.693	3:26.693



Spa Six Hours Endurance
SPA SIX HOURS
Race
Pit Stop Analysis

84 FORD GT40 — P+ GTP+

Nr.	In Time	In Driver	Out Time	Out Driver	Pit Time	T. Pit Time
1	17:44:48.573	M. GUENAT	17:47:09.681	M. GUENAT	2:21.108	2:21.108
2	18:34:17.690	M. GUENAT	20:47:25.594	M. GUENAT	2:13:07.904	2:15:29.012
3	21:24:35.810	M. GUENAT	21:27:00.620	M. GUENAT	2:24.810	2:17:53.822

85 LOTUS Elan 26R — TS10 GTS

Nr.	In Time	In Driver	Out Time	Out Driver	Pit Time	T. Pit Time
1	18:07:36.294	D. TOMLIN	20:16:03.890	D. TOMLIN	2:08:27.596	2:08:27.596

86 FORD Shelby Mustang 350 GT — TS12 GTS

Nr.	In Time	In Driver	Out Time	Out Driver	Pit Time	T. Pit Time
1	16:19:11.736	J. COOKE	16:24:32.379	J. COOKE	5:20.643	5:20.643

87 LOTUS Elan 26R — TS10 GTS

Nr.	In Time	In Driver	Out Time	Out Driver	Pit Time	T. Pit Time
1	18:17:36.977	N. PADMORE	18:19:50.422	N. PADMORE	2:13.445	2:13.445
2	19:31:39.305	N. PADMORE	19:35:02.251	N. PADMORE	3:22.946	5:36.391
3	20:34:00.465	N. PADMORE	21:22:34.740	N. PADMORE	48:34.275	54:10.666

89 JAGUAR E Type — TS12 GTS

Nr.	In Time	In Driver	Out Time	Out Driver	Pit Time	T. Pit Time
1	18:12:44.189	M. GRAY	18:15:50.478	M. GRAY	3:06.289	3:06.289
2	20:37:51.613	M. GRAY	20:40:16.868	M. GRAY	2:25.255	5:31.544

91 MG B — TS11 GTS

Nr.	In Time	In Driver	Out Time	Out Driver	Pit Time	T. Pit Time
1	15:55:12.624	N. FOWLER	15:57:15.720	N. FOWLER	2:03.096	2:03.096
2	17:47:34.588	N. FOWLER	17:50:11.505	N. FOWLER	2:36.917	4:40.013
3	19:32:01.727	N. FOWLER	19:34:24.994	N. FOWLER	2:23.267	7:03.280

92 JAGUAR E Type — TS12 GTS

Nr.	In Time	In Driver	Out Time	Out Driver	Pit Time	T. Pit Time
1	17:06:55.382	A. JADOT	17:09:13.469	A. JADOT	2:18.087	2:18.087
2	18:45:46.365	A. JADOT	18:47:43.522	A. JADOT	1:57.157	4:15.244

93 FORD GT40 — P+ GTP+

Nr.	In Time	In Driver	Out Time	Out Driver	Pit Time	T. Pit Time
1	17:55:43.184	N. DITTING	17:57:55.409	N. DITTING	2:12.225	2:12.225
2	20:24:22.634	N. DITTING	20:26:14.982	N. DITTING	1:52.348	4:04.573

95 PORSCHE 911 — TS11 GTS

Nr.	In Time	In Driver	Out Time	Out Driver	Pit Time	T. Pit Time
1	17:51:35.668	J. BENNETT	17:53:53.883	J. BENNETT	2:18.215	2:18.215
2	19:53:10.048	J. BENNETT	19:55:50.523	J. BENNETT	2:40.475	4:58.690

96 AUSTIN Mini Countryman — INVITATION

Nr.	In Time	In Driver	Out Time	Out Driver	Pit Time	T. Pit Time
1	17:06:45.363	M. BURNETT	17:08:31.954	M. BURNETT	1:46.591	1:46.591
2	19:07:51.577	M. BURNETT	19:10:17.585	M. BURNETT	2:26.008	4:12.599
3	20:57:13.380	M. BURNETT	20:59:48.324	M. BURNETT	2:34.944	6:47.543

97 FORD Mustang — CT10 CT

Nr.	In Time	In Driver	Out Time	Out Driver	Pit Time	T. Pit Time
1	15:55:12.624	F. DEPTA	15:57:19.492	F. DEPTA	2:06.868	2:06.868
2	17:22:27.827	F. DEPTA	17:25:34.291	F. DEPTA	3:06.464	5:13.332
3	19:30:11.861	F. DEPTA	19:32:55.843	F. DEPTA	2:43.982	7:57.314

98 FORD GT40 — P+ GTP+

Nr.	In Time	In Driver	Out Time	Out Driver	Pit Time	T. Pit Time
1	16:55:49.232	J. FARLEY	16:57:45.758	J. FARLEY	1:56.526	1:56.526
2	18:45:30.131	J. FARLEY	18:47:38.924	J. FARLEY	2:08.793	4:05.319

99 SHELBY Cobra — TS12 GTS

Nr.	In Time	In Driver	Out Time	Out Driver	Pit Time	T. Pit Time
1	17:50:07.500	A. DE BEAUMONT	17:52:43.095	A. DE BEAUMONT	2:35.595	2:35.595
2	19:23:09.168	A. DE BEAUMONT	19:25:46.738	A. DE BEAUMONT	2:37.570	5:13.165
3	20:56:21.976	A. DE BEAUMONT	21:00:30.100	A. DE BEAUMONT	4:08.124	9:21.289

100 FORD Falcon Sprint — CT10 CT

Nr.	In Time	In Driver	Out Time	Out Driver	Pit Time	T. Pit Time
1	17:49:40.241	B. GEORGI	17:52:12.349	B. GEORGI	2:32.108	2:32.108
2	19:51:00.476	B. GEORGI	19:53:05.557	B. GEORGI	2:05.081	4:37.189

110 FORD Galaxie 500XL — CT10 CT

Nr.	In Time	In Driver	Out Time	Out Driver	Pit Time	T. Pit Time
1	17:10:50.423	R. OWEN	17:13:52.007	R. OWEN	3:01.584	3:01.584
2	18:28:12.148	R. OWEN	18:30:53.091	R. OWEN	2:40.943	5:42.527
3	19:16:18.403	R. OWEN	19:18:39.250	R. OWEN	2:20.847	8:03.374
4	19:44:32.297	R. OWEN	19:49:36.708	R. OWEN	5:04.411	13:07.785
5	20:14:32.752	R. OWEN	20:18:31.601	R. OWEN	3:58.849	17:06.634
6	20:37:50.243	R. OWEN	20:45:29.901	R. OWEN	7:39.658	24:46.292

112 LOTUS Elan — TS10 GTS

Nr.	In Time	In Driver	Out Time	Out Driver	Pit Time	T. Pit Time
1	17:23:27.852	G. GOMES	17:28:23.482	G. GOMES	4:55.630	4:55.630
2	19:20:46.322	G. GOMES	19:22:16.499	G. GOMES	1:30.177	6:25.807

133 LOTUS Elan 26R — TS10 GTS

Nr.	In Time	In Driver	Out Time	Out Driver	Pit Time	T. Pit Time
1	17:39:29.759	A. HANCOCK	17:41:22.863	A. HANCOCK	1:53.104	1:53.104
2	19:27:13.026	A. HANCOCK	19:29:17.028	A. HANCOCK	2:04.002	3:57.106

136 FORD Mustang — CT10 CT

Nr.	In Time	In Driver	Out Time	Out Driver	Pit Time	T. Pit Time
1	17:55:37.283	N. BATCHELOR	17:58:51.285	N. BATCHELOR	3:14.002	3:14.002
2	19:22:12.105	N. BATCHELOR	19:25:52.368	N. BATCHELOR	3:40.263	6:54.265

144 FORD Falcon Sprint — CT10 CT

Nr.	In Time	In Driver	Out Time	Out Driver	Pit Time	T. Pit Time
1	16:29:39.051	C. GODDARD	16:40:33.184	C. GODDARD	10:54.133	10:54.133
2	17:31:24.991	C. GODDARD	17:33:25.649	C. GODDARD	2:00.658	12:54.791
3	19:27:05.223	C. GODDARD	19:29:14.115	C. GODDARD	2:08.892	15:03.683

161 GILBERN 1800GT — TS11 GTS

Nr.	In Time	In Driver	Out Time	Out Driver	Pit Time	T. Pit Time
1	17:08:58.368	B. BINFIELD	17:13:07.722	B. BINFIELD	4:09.354	4:09.354
2	18:58:44.074	B. BINFIELD	19:00:58.589	B. BINFIELD	2:14.515	6:23.869
3	20:36:25.317	B. BINFIELD	20:38:54.917	B. BINFIELD	2:29.600	8:53.469
4	21:40:06.170	B. BINFIELD	21:41:37.008	B. BINFIELD	1:30.838	10:24.307



Spa Six Hours Endurance

SPA SIX HOURS

Race

Pit Stop Analysis

166 LOTUS Elan 26R — TS10 GTS

Nr.	In Time	In Driver	Out Time	Out Driver	Pit Time	T. Pit Time
1	18:02:09.786	R. FENN	18:03:55.549	R. FENN	1:45.763	1:45.763
2	19:11:56.631	R. FENN	19:13:09.995	R. FENN	1:13.364	2:59.127
3	19:55:21.661	R. FENN	19:57:10.817	R. FENN	1:49.156	4:48.283

169 LOTUS Elan 26R — TS10 GTS

Nr.	In Time	In Driver	Out Time	Out Driver	Pit Time	T. Pit Time
1	17:00:36.401	M. EYEARS	17:03:20.768	M. EYEARS	2:44.367	2:44.367

186 SHELBY Cobra Daytona — TS12 GTS

Nr.	In Time	In Driver	Out Time	Out Driver	Pit Time	T. Pit Time
1	17:52:05.945	D. SMITHIES	17:54:23.184	D. SMITHIES	2:17.239	2:17.239
2	18:32:43.112	D. SMITHIES	18:33:42.387	D. SMITHIES	59.275	3:16.514
3	19:51:11.199	D. SMITHIES	19:53:17.614	D. SMITHIES	2:06.415	5:22.929
4	21:00:37.285	D. SMITHIES	21:06:17.357	D. SMITHIES	5:40.072	11:03.001
5	21:20:02.068	D. SMITHIES	21:33:52.238	D. SMITHIES	13:50.170	24:53.171

197 FORD GT40 Roadster — P+ GTP+

Nr.	In Time	In Driver	Out Time	Out Driver	Pit Time	T. Pit Time
1	17:39:48.751	R. MACEDO SILVA	17:42:14.067	R. MACEDO SILVA	2:25.316	2:25.316
2	18:04:12.750	R. MACEDO SILVA	18:06:21.167	R. MACEDO SILVA	2:08.417	4:33.733

207 AUSTIN HEALEY 3000 — TS12 GTS

Nr.	In Time	In Driver	Out Time	Out Driver	Pit Time	T. Pit Time
1	17:06:44.659	C. HARRIS	17:08:31.065	C. HARRIS	1:46.406	1:46.406
2	18:47:31.556	C. HARRIS	18:49:25.489	C. HARRIS	1:53.933	3:40.339
3	20:56:24.026	C. HARRIS	20:58:48.608	C. HARRIS	2:24.582	6:04.921

219 MG B — TS11 GTS

Nr.	In Time	In Driver	Out Time	Out Driver	Pit Time	T. Pit Time
1	17:45:33.512	S. PEEREBOOM	17:47:13.019	S. PEEREBOOM	1:39.507	1:39.507
2	19:27:35.481	S. PEEREBOOM	19:29:20.199	S. PEEREBOOM	1:44.718	3:24.225
3	20:51:07.008	S. PEEREBOOM	20:53:25.174	S. PEEREBOOM	2:18.166	5:42.391

331 FORD Mustang — CT10 CT

Nr.	In Time	In Driver	Out Time	Out Driver	Pit Time	T. Pit Time
1	18:23:43.185	B. JANSEN	18:27:50.307	B. JANSEN	4:07.122	4:07.122
2	19:10:35.646	B. JANSEN	19:51:09.123	B. JANSEN	40:33.477	44:40.599
3	20:42:00.305	B. JANSEN	20:44:53.166	B. JANSEN	2:52.861	47:33.460
4	20:56:54.968	B. JANSEN	21:00:07.545	B. JANSEN	3:12.577	50:46.037
5	21:04:13.785	B. JANSEN	21:06:37.417	B. JANSEN	2:23.632	53:09.669

616 FORD Mustang Notchback — CT10 CT

Nr.	In Time	In Driver	Out Time	Out Driver	Pit Time	T. Pit Time
1	18:13:01.848	A. ADRIAANS	18:15:54.908	A. ADRIAANS	2:53.060	2:53.060
2	20:39:02.689	A. ADRIAANS	20:41:23.962	A. ADRIAANS	2:21.273	5:14.333

771 FORD Falcon Sprint — CT10 CT

Nr.	In Time	In Driver	Out Time	Out Driver	Pit Time	T. Pit Time
1	17:36:42.894	A. GREENHALGH	17:39:19.325	A. GREENHALGH	2:36.431	2:36.431
2	19:18:25.610	A. GREENHALGH	19:21:24.490	A. GREENHALGH	2:58.880	5:35.311

911 PORSCHE 911 — TS11 GTS

Nr.	In Time	In Driver	Out Time	Out Driver	Pit Time	T. Pit Time
1	18:22:47.953	D. CEYSSENS	18:25:14.441	D. CEYSSENS	2:26.488	2:26.488
2	20:30:42.961	D. CEYSSENS	20:33:27.067	D. CEYSSENS	2:44.106	5:10.594

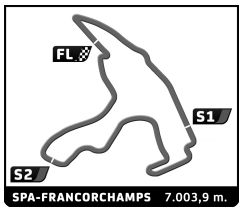

Spa Six Hours Endurance

SPA SIX HOURS

Race

Analysis

Personal Best | Session Best | **B** Crossing the finish line in pit lane

1

1.Marcus Count OEYNHAUS
2.Nico VERDONCK

FORD GT40 GTP+

Lap	D	Time	Sector 1	Sector 2	Sector 3	Kph	Elapsed
1	1	3:15.885	50.874	1:34.563	50.448	126.5	3:15.885
2	1	3:17.157	51.492	1:34.302	51.363	127.9	6:33.042
3	1	3:17.856	51.674	1:34.547	51.635	127.4	9:50.898
4	1	3:16.865	51.223	1:34.582	51.060	128.1	13:07.763
5	1	3:17.386	51.137	1:34.906	51.343	127.7	16:25.149
6	1	3:21.968	53.858	1:36.285	51.825	124.8	19:47.117
7	1	3:24.104	53.087	1:39.041	51.976	123.5	23:11.221
8	1	3:23.684	54.789	1:37.518	51.377	123.8	26:34.905
9	1	3:25.021	53.912	1:39.801	51.308	123.0	29:59.926
10	1	3:21.383	52.857	1:36.809	51.717	125.2	33:21.309
11	1	3:22.232	52.385	1:36.976	52.871	124.7	36:43.541
12	1	3:22.800	52.277	1:37.627	52.896	124.3	40:06.341
13	1	3:27.509	56.089	1:38.294	53.126	121.5	43:33.850
14	1	3:22.218	53.851	1:36.441	51.926	124.7	46:56.068
15	1	3:19.786	52.528	1:35.852	51.406	126.2	50:15.854
16	1	3:21.171	52.819	1:36.878	51.474	125.3	53:37.025
17	1	3:19.535	51.828	1:35.801	51.906	126.4	56:56.560
18	1	3:21.624	52.906	1:37.960	50.758	125.1	1:00:18.184
19	1	3:19.611	52.902	1:35.369	51.340	126.3	1:03:37.795
20	1	4:07.759	1:08.550	1:47.961	1:11.248	101.8	1:07:45.554
21	1	4:07.644	1:10.800	1:52.638	1:04.206	101.8	1:11:53.198
22	1	4:01.711	1:05.558	2:04.762	51.391	104.3	1:15:54.909
23	1	3:21.057	52.272	1:37.184	51.601	125.4	1:19:15.966
24	1	3:22.388	53.511	1:37.724	51.153	124.6	1:22:38.354
25	1	3:20.702	53.249	1:35.614	51.839	125.6	1:25:59.056
26	1	3:17.129	51.065	1:34.746	51.318	127.9	1:29:16.185
27	1	3:19.021	51.625	1:36.722	50.674	126.7	1:32:35.206
28	1	3:20.516	53.516	1:35.866	51.134	125.7	1:35:55.722
29	1	3:18.154	51.657	1:34.686	51.811	127.2	1:39:13.876
30	1	3:17.440	51.548	1:34.534	51.358	127.7	1:42:31.316
31	1	3:18.909	51.723	1:36.348	50.838	126.8	1:45:50.225
32	1	3:16.341	51.710	1:34.559	50.072	128.4	1:49:06.566
33	1	3:16.564	51.223	1:34.970	50.371	128.3	1:52:23.130
34	1	3:20.693	53.932	1:35.312	51.449	125.6	1:55:43.823
35	1	3:20.861	54.402	1:35.769	50.690	125.5	1:59:04.684
36	1	3:17.935	51.652	1:35.501	50.782	127.4	2:02:22.619
37	1	3:23.572	52.138	1:35.123	56.311	123.9	2:05:46.191
38	1	3:22.087	52.482	1:35.469	54.136	124.8	2:09:08.278
39	1	3:18.199	52.257	1:34.756	51.186	127.2	2:12:26.477
40	1	3:21.198	55.533	1:34.938	50.727	125.3	2:15:47.675
41	1	3:25.086 **B**	53.253	1:33.897	57.936	122.9	2:19:12.761
42	1	10:04.214	7:24.353	1:47.064	52.797	41.7	2:29:16.975
43	1	3:24.442	55.102	1:37.428	51.912	123.3	2:32:41.417
44	1	3:22.776	53.812	1:36.827	52.137	124.3	2:36:04.193
45	1	3:26.661	56.598	1:38.425	51.638	122.0	2:39:30.854
46	1	3:20.569	54.190	1:35.333	51.046	125.7	2:42:51.423
47	1	3:16.083	53.261	1:32.437	50.385	128.6	2:46:07.506
48	1	3:15.035	51.961	1:32.805	50.269	129.3	2:49:22.541
49	1	3:13.291	52.717	1:31.270	49.304	130.4	2:52:35.832
50	1	3:09.271	51.561	1:28.666	49.044	133.2	2:55:45.103
51	1	3:10.889	51.728	1:31.200	47.961	132.1	2:58:55.992
52	1	3:07.484	51.154	1:29.273	47.057	134.5	3:02:03.476
53	1	3:07.134	51.055	1:28.755	47.324	134.7	3:05:10.610
54	1	3:06.739	50.955	1:27.054	48.730	135.0	3:08:17.349
55	1	3:07.861	49.686	1:28.468	49.707	134.2	3:11:25.210
56	1	3:06.572	49.612	1:28.085	48.875	135.1	3:14:31.782
57	1	3:01.662	49.182	1:25.169	47.311	138.8	3:17:33.444
58	1	3:25.159	49.775	1:30.655	1:04.729	122.9	3:20:58.603
59	1	4:17.222	1:07.074	1:44.459	1:25.689	98.0	3:25:15.825
60	1	4:48.393	1:21.055	2:07.951	1:19.387	87.4	3:30:04.218
61	1	4:37.702	1:17.259	2:08.392	1:12.051	90.8	3:34:41.920
62	1	4:34.791	1:20.857	2:08.980	1:04.954	91.8	3:39:16.711
63	1	3:09.481	51.609	1:31.308	46.564	133.1	3:42:26.192
64	1	3:00.390	50.227	1:24.469	45.694	139.8	3:45:26.582
65	1	3:10.278 **B**	49.352	1:25.792	55.134	132.5	3:48:36.860
66	1	9:19.099	7:12.434	1:22.886	43.779	45.1	3:57:55.959
67	1	2:54.942	47.603	1:21.606	45.733	144.1	4:00:50.901
68	1	2:53.185	46.890	1:20.665	45.630	145.6	4:03:44.086
69	1	2:52.070	46.789	1:21.003	44.278	146.5	4:06:36.156
70	1	2:56.702	48.563	1:19.556	48.583	142.7	4:09:32.858
71	1	2:55.315	47.159	1:23.728	44.428	143.8	4:12:28.173
72	1	2:54.446	48.617	1:21.977	43.852	144.5	4:15:22.619
73	1	2:55.088	46.574	1:22.451	46.063	144.0	4:18:17.707
74	1	2:52.256	50.768	1:18.322	43.166	146.4	4:21:09.963
75	1	2:51.823	47.311	1:18.595	45.917	146.7	4:24:01.786
76	1	2:53.086	47.787	1:21.056	44.243	145.7	4:26:54.872
77	1	2:56.770	46.898	1:24.178	45.694	142.6	4:29:51.642
78	1	2:50.014	46.028	1:19.674	44.312	148.3	4:32:41.656
79	1	2:52.593	48.629	1:18.840	45.124	146.1	4:35:34.249
80	1	2:51.586	47.003	1:19.462	45.121	146.9	4:38:25.835
81	1	2:55.615	47.584	1:23.544	44.487	143.6	4:41:21.450
82	1	2:52.772	49.082	1:20.519	43.171	145.9	4:44:14.222
83	1	2:50.498	46.002	1:21.089	43.407	147.9	4:47:04.720
84	1	2:53.663	49.912	1:19.928	43.823	145.2	4:49:58.383
85	1	2:47.664	45.709	1:17.923	44.032	150.4	4:52:46.047
86	1	2:57.338	45.548	1:27.898	43.892	142.2	4:55:43.385
87	1	2:59.357			44.620	140.6	4:58:42.742
88	1	19:52.765	58.491	...	42.856	21.1	5:18:35.507
89	1	2:48.043	44.902	1:19.780	43.361	150.0	5:21:23.550
90	1	2:47.752	45.374	1:18.276	44.102	150.3	5:24:11.302
91	1	2:48.004	45.931	1:19.572	42.501	150.1	5:26:59.306
92	1	2:50.340	46.494	1:20.845	43.001	148.0	5:29:49.646
93	1	2:49.195	46.151	1:19.794	43.250	149.0	5:32:38.841
94	1	2:49.427	47.321	1:17.906	44.200	148.8	5:35:28.268
95	1	2:53.827	45.918	1:21.606	46.303	145.1	5:38:22.095
96	1	4:27.152	1:16.162	2:05.196	1:05.794	94.4	5:42:49.247
97	1	2:46.818	47.947	1:16.860	42.011	151.1	5:45:36.065
98	1	2:44.618	44.503	1:16.962	43.153	153.2	5:48:20.683
99	1	2:48.202	44.687	1:20.035	43.480	149.9	5:51:08.885
100	1	2:48.306	45.369	1:18.633	44.304	149.8	5:53:57.191
101	1	2:51.256	45.857	1:21.331	44.068	147.2	5:56:48.447
102	1	2:54.478	45.946	1:21.601	46.931	144.5	5:59:42.925

2

1.Philip WALKER
2.Miles GRIFFITHS
3.Gordon SHEDDEN

FORD GT40 GTP+

Lap	D	Time	Sector 1	Sector 2	Sector 3	Kph	Elapsed
1	1	3:17.736	53.349	1:34.584	49.803	125.3	3:17.736
2	1	3:14.125	50.761	1:33.655	49.709	129.9	6:31.861
3	1	3:13.758	51.047	1:32.967	49.744	130.1	9:45.619
4	1	3:14.981	51.271	1:32.945	50.765	129.3	13:00.600
5	1	3:16.537	51.113	1:34.732	50.692	128.3	16:17.137
6	1	3:16.437	51.191	1:33.859	51.387	128.4	19:33.574
7	1	3:22.296	53.108	1:37.441	51.747	124.6	22:55.870
8	1	3:21.829	51.467	1:38.828	51.534	124.9	26:17.699

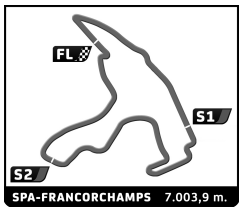

Spa Six Hours Endurance

SPA SIX HOURS

Race

Analysis

Personal Best | Session Best | B Crossing the finish line in pit lane

Lap	D	Time	Sector 1	Sector 2	Sector 3	Kph	Elapsed
9	1	3:19.810	53.256	1:35.885	50.669	126.2	29:37.509
10	1	3:21.687	55.561	1:35.022	51.104	125.0	32:59.196
11	1	3:23.540	52.927	1:36.973	53.640	123.9	36:22.736
12	1	3:23.447	52.595	1:37.682	53.170	123.9	39:46.183
13	1	3:21.849	52.959	1:36.324	52.566	124.9	43:08.032
14	1	3:18.646	52.665	1:35.146	50.835	126.9	46:26.678
15	1	3:23.362	55.551	1:36.011	51.800	124.0	49:50.040
16	1	3:20.618	52.868	1:35.487	52.263	125.7	53:10.658
17	1	3:22.809	52.583	1:37.610	52.616	124.3	56:33.467
18	1	3:20.259	52.334	1:35.025	52.900	125.9	59:53.726
19	1	3:17.653	51.879	1:34.046	51.728	127.6	1:03:11.379
20	1	3:49.393 B	53.674	1:42.605	1:13.114	109.9	1:07:00.772
21	1	4:55.771	2:15.002	1:41.644	59.125	85.2	1:11:56.543
22	1	4:05.799	1:05.783	2:05.697	54.319	102.6	1:16:02.342
23	1	3:33.362	55.618	1:42.492	55.252	118.2	1:19:35.704
24	1	3:32.501	56.843	1:40.193	55.465	118.7	1:23:08.205
25	1	3:33.660	56.340	1:41.505	55.815	118.0	1:26:41.865
26	1	3:32.442	56.999	1:41.029	54.414	118.7	1:30:14.307
27	1	3:29.770	56.062	1:39.508	54.200	120.2	1:33:44.077
28	1	3:40.567 B	57.315	1:41.107	1:02.145	114.3	1:37:24.644
29	1	8:25.269	5:57.614	1:36.347	51.308	49.9	1:45:49.913
30	1	3:20.037	52.561	1:36.483	50.993	126.0	1:49:09.950
31	1	3:17.909	52.152	1:35.030	50.727	127.4	1:52:27.859
32	1	3:23.183	52.159	1:36.156	54.868	124.1	1:55:51.042
33	1	3:18.768	52.235	1:35.645	50.888	126.9	1:59:09.810
34	1	3:18.061	52.641	1:35.057	50.363	127.3	2:02:27.871
35	1	3:23.473	52.875	1:36.862	53.736	123.9	2:05:51.344
36	1	3:19.819	52.538	1:34.216	53.065	126.2	2:09:11.163
37	1	3:19.341	52.690	1:34.225	52.426	126.5	2:12:30.504
38	1	3:18.087	53.624	1:34.667	49.796	127.3	2:15:48.591
39	1	3:19.100	53.395	1:34.356	51.349	126.6	2:19:07.691
40	1	3:15.577	51.967	1:33.576	50.034	128.9	2:22:23.268
41	1	3:15.597	51.932	1:33.471	50.194	128.9	2:25:38.865
42	1	3:13.338	51.706	1:32.519	49.113	130.4	2:28:52.203
43	1	3:12.805	52.427	1:31.154	49.224	130.8	2:32:05.008
44	1	3:13.054	52.758	1:31.472	48.824	130.6	2:35:18.062
45	1	3:12.874	51.880	1:32.401	48.593	130.7	2:38:30.936
46	1	3:11.668	51.168	1:32.801	47.699	131.6	2:41:42.604
47	1	3:11.116	52.258	1:31.815	47.043	131.9	2:44:53.720
48	1	3:08.874	50.822	1:29.041	49.011	133.5	2:48:02.594
49	1	3:06.488	52.611	1:27.037	46.840	135.2	2:51:09.082
50	1	3:04.622	51.826	1:26.313	46.483	136.6	2:54:13.704
51	1	3:03.036	51.765	1:25.016	46.255	137.8	2:57:16.740
52	1	3:07.459	49.660	1:29.226	48.573	134.5	3:00:24.199
53	1	3:01.901	49.855	1:24.416	47.630	138.6	3:03:26.100
54	1	3:05.362	50.749	1:28.676	45.937	136.0	3:06:31.462
55	1	2:59.445	50.526	1:22.368	46.551	140.5	3:09:30.907
56	1	3:00.483	49.158	1:25.679	45.646	139.7	3:12:31.390
57	1	2:59.245	49.224	1:24.171	45.850	140.7	3:15:30.635
58	1	3:00.990	50.203	1:22.469	48.318	139.3	3:18:31.625
59	1	3:54.352	54.261	1:44.438	1:15.653	107.6	3:22:25.977
60	1	4:39.148	1:17.547	1:58.803	1:22.798	90.3	3:27:05.125
61	1	4:50.804	1:23.777	2:01.932	1:25.095	86.7	3:31:55.929
62	1	4:35.447	1:25.767	2:00.766	1:08.914	91.5	3:36:31.376
63	1	3:48.785	1:14.314	1:48.828	45.643	110.2	3:40:20.161
64	1	2:51.642	47.476	1:18.916	45.250	146.9	3:43:11.803
65	1	2:59.755	49.813	1:22.919	47.023	140.3	3:46:11.558
66	1	2:57.787	50.120	1:19.592	48.075	141.8	3:49:09.345
67	1	3:02.807 B	47.502	1:20.258	55.047	137.9	3:52:12.152
68	1	8:54.180	6:47.089	1:20.845	46.246	47.2	4:01:06.332
69	1	2:55.301	47.951	1:22.905	44.445	143.8	4:04:01.633
70	1	2:49.601	46.654	1:18.503	44.444	148.7	4:06:51.234
71	1	2:54.981	49.314	1:21.329	44.338	144.1	4:09:46.215
72	1	2:55.013	46.279	1:21.035	47.699	144.1	4:12:41.228
73	1	2:51.576	46.801	1:20.002	44.773	147.0	4:15:32.804
74	1	2:51.807	45.829	1:19.024	46.954	146.8	4:18:24.611
75	1	2:52.948	48.339	1:19.677	44.932	145.8	4:21:17.559
76	1	2:53.603	47.070	1:22.059	44.474	145.2	4:24:11.162
77	1	2:51.987	47.551	1:20.693	43.743	146.6	4:27:03.149
78	1	2:55.404	48.564	1:19.381	47.459	143.7	4:29:58.553
79	1	2:54.631	47.475	1:21.894	45.262	144.4	4:32:53.184
80	1	2:51.260	47.521	1:20.756	42.983	147.2	4:35:44.444
81	1	2:52.445	47.026	1:19.518	45.901	146.2	4:38:36.889
82	1	2:54.652	47.625	1:20.505	46.522	144.4	4:41:31.541
83	1	2:54.969	47.170	1:22.392	45.407	144.1	4:44:26.510
84	1	2:50.684	46.470	1:20.489	43.725	147.7	4:47:17.194
85	1	2:54.215	47.006	1:20.387	46.822	144.7	4:50:11.409
86	1	2:49.613	47.191	1:18.827	43.595	148.7	4:53:01.022
87	1	2:52.073	47.085	1:19.362	45.626	146.5	4:55:53.095
88	1	2:51.286	46.949	1:20.792	43.545	147.2	4:58:44.381
89	1	3:47.244	1:00.185	1:45.007	1:02.052	111.0	5:02:31.625
90	1	4:05.397	1:13.148	1:45.997	1:06.252	102.7	5:06:37.022
91	1	4:02.326	1:01.501	1:32.427	1:28.398	104.1	5:10:39.348
92	1	3:44.938	1:17.932	1:41.258	45.748	112.1	5:14:24.286
93	1	2:57.072	50.136	1:22.345	44.591	142.4	5:17:21.358
94	1	2:52.373	49.188	1:18.982	44.203	146.3	5:20:13.731
95	1	2:49.553	46.485	1:19.634	43.434	148.7	5:23:03.284
96	1	2:53.599	46.349	1:22.452	44.798	145.2	5:25:56.883
97	1	2:57.307	48.491	1:22.790	46.026	142.2	5:28:54.190
98	1	2:52.838	48.818	1:19.964	44.056	145.9	5:31:47.028
99	1	2:51.399	47.660	1:20.058	43.681	147.1	5:34:38.427
100	1	2:56.022	50.195	1:21.649	44.178	143.2	5:37:34.449
101	1	3:30.964	51.739	1:36.009	1:03.216	119.5	5:41:05.413
102	1	3:27.056	1:06.974	1:34.158	45.924	121.8	5:44:32.469
103	1	2:50.907	47.385	1:19.599	43.923	147.5	5:47:23.376
104	1	2:53.243	47.839	1:19.939	45.465	145.5	5:50:16.619
105	1	2:55.363	47.919	1:22.369	45.075	143.8	5:53:11.982
106	1	2:57.328	47.606	1:22.479	47.243	142.2	5:56:09.310
107	1	2:54.082	46.927	1:21.037	46.118	144.8	5:59:03.392

5 1.Tony WOOD
2.Martin STRETTON

FORD GT40
GTP+

Lap	D	Time	Sector 1	Sector 2	Sector 3	Kph	Elapsed
1	1	3:20.111	53.515	1:35.144	51.452	123.8	3:20.111
2	1	3:17.778	52.850	1:33.725	51.203	127.5	6:37.889
3	1	3:16.780	52.811	1:33.305	50.664	128.1	9:54.669
4	1	3:19.391	51.803	1:37.165	50.423	126.5	13:14.060
5	1	3:19.107	53.768	1:33.967	51.372	126.6	16:33.167
6	1	3:19.528	53.403	1:35.301	50.824	126.4	19:52.695
7	1	3:24.947	54.612	1:37.303	53.032	123.0	23:17.642
8	1	3:25.860	55.801	1:37.713	52.346	122.5	26:43.502
9	1	3:23.410	55.070	1:35.031	53.309	124.0	30:06.912
10	1	3:24.101	56.899	1:35.048	52.154	123.5	33:31.013
11	1	3:21.252	53.895	1:34.793	52.564	125.3	36:52.265
12	1	3:25.933	53.914	1:38.177	53.842	122.4	40:18.198
13	1	3:28.859	55.984	1:37.831	55.044	120.7	43:47.057
14	1	3:28.724	58.959	1:37.678	52.087	120.8	47:15.781

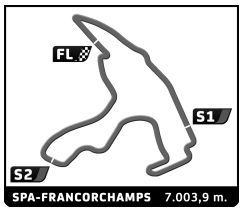

Spa Six Hours Endurance

SPA SIX HOURS

Race

Analysis

Personal Best | Session Best | **B** Crossing the finish line in pit lane

Lap	D	Time	Sector 1	Sector 2	Sector 3	Kph	Elapsed
15	1	3:24.454	54.059	1:37.473	52.922	123.3	50:40.235
16	1	3:24.645	53.760	1:36.668	54.217	123.2	54:04.880
17	1	3:24.348	53.891	1:38.114	52.343	123.4	57:29.228
18	1	3:22.209	53.885	1:35.164	53.160	124.7	1:00:51.437
19	1	3:23.396	55.361	1:34.961	53.074	124.0	1:04:14.833
20	1	5:01.134	1:15.121	2:19.818	1:26.195	83.7	1:09:15.967
21	1	4:34.280	1:23.858	1:57.996	1:12.426	91.9	1:13:50.247
22	1	3:24.894	54.622	1:37.812	52.460	123.1	1:17:15.141
23	1	3:18.888	52.545	1:34.603	51.740	126.8	1:20:34.029
24	1	3:18.516	52.951	1:35.162	50.403	127.0	1:23:52.545
25	1	3:19.864	54.185	1:35.101	50.578	126.2	1:27:12.409
26	1	3:21.359	53.113	1:36.577	51.669	125.2	1:30:33.768
27	1	3:18.115	52.946	1:34.112	51.057	127.3	1:33:51.883
28	1	3:20.595	52.315	1:35.856	52.424	125.7	1:37:12.478
29	1	3:21.581	53.973	1:34.572	53.036	125.1	1:40:34.059
30	1	3:20.299	53.207	1:35.035	52.057	125.9	1:43:54.358
31	1	3:20.238	53.141	1:35.639	51.458	125.9	1:47:14.596
32	1	3:19.138	52.583	1:35.079	51.476	126.6	1:50:33.734
33	1	3:18.154	53.559	1:33.807	50.788	127.2	1:53:51.888
34	1	3:17.906	53.616	1:33.015	51.275	127.4	1:57:09.794
35	1	3:20.205	54.004	1:34.641	51.560	125.9	2:00:29.999
36	1	3:24.278	55.382	1:33.570	55.326	123.4	2:03:54.277
37	1	3:18.620	53.950	1:33.429	51.241	126.9	2:07:12.897
38	1	3:21.781	54.591	1:34.650	52.540	125.0	2:10:34.678
39	1	3:30.396 B	53.500	1:36.151	1:00.745	119.8	2:14:05.074
40	1	9:53.760	7:20.677	1:42.477	50.606	42.5	2:23:58.834
41	1	3:14.220	52.949	1:32.323	48.948	129.8	2:27:13.054
42	1	3:16.088	53.968	1:32.629	49.491	128.6	2:30:29.142
43	1	3:16.670	53.267	1:32.271	51.132	128.2	2:33:45.812
44	1	3:23.289 B	53.763	1:33.098	56.428	124.0	2:37:09.101
45	1	3:50.542	1:29.336	1:32.681	48.525	109.4	2:40:59.643
46	1	3:11.074	52.461	1:30.211	48.402	132.0	2:44:10.717
47	1	3:11.333	52.596	1:29.433	49.304	131.8	2:47:22.050
48	1	3:05.464	53.248	1:25.675	46.541	136.0	2:50:27.514
49	1	3:05.466	51.461	1:27.827	46.178	136.0	2:53:32.980
50	1	3:05.083	50.602	1:27.774	46.707	136.2	2:56:38.063
51	1	3:02.050	50.755	1:24.746	46.549	138.5	2:59:40.113
52	1	3:01.248	49.965	1:25.067	46.216	139.1	3:02:41.361
53	1	3:01.042	50.913	1:23.481	46.648	139.3	3:05:42.403
54	1	3:02.435	49.570	1:22.634	50.231	138.2	3:08:44.838
55	1	3:06.557 B	50.251	1:23.946	52.360	135.2	3:11:51.395
56	1	5:13.676	3:07.163	1:20.864	45.649	80.4	3:17:05.071
57	1	2:53.465	48.738	1:19.480	45.247	145.4	3:19:58.536
58	1	3:35.953	56.609	1:37.890	1:01.454	116.8	3:23:34.489
59	1	4:21.924	1:00.130	1:45.622	1:36.172	96.3	3:27:56.413
60	1	4:41.063	1:06.467	1:56.474	1:38.122	89.7	3:32:37.476
61	1	4:29.256	1:17.847	1:50.819	1:20.590	93.6	3:37:06.732
62	1	3:41.764	1:11.649	1:38.634	51.481	113.7	3:40:48.496
63	1	2:57.352	49.355	1:21.688	46.309	142.2	3:43:45.848
64	1	2:53.863	48.601	1:21.249	44.013	145.0	3:46:39.711
65	1	3:00.014	48.975	1:22.613	48.426	140.1	3:49:39.725
66	1	2:56.493	48.715	1:21.967	45.811	142.9	3:52:36.218
67	1	2:55.475	48.228	1:22.442	44.805	143.7	3:55:31.693
68	1	2:54.913	48.152	1:21.682	45.079	144.2	3:58:26.606
69	1	2:51.398	47.415	1:19.477	44.506	147.1	4:01:18.004
70	1	2:54.008	47.054	1:21.075	45.879	144.9	4:04:12.012
71	1	2:54.396	48.664	1:20.925	44.807	144.6	4:07:06.408
72	1	3:05.928 B	49.442	1:23.052	53.434	135.6	4:10:12.336
73	1	11:13.771	8:56.618	1:26.924	50.229	37.4	4:21:26.107
74	1	3:35.191 B	54.981	1:27.280	1:12.930	117.2	4:25:01.298

7 — 1.Craig DAVIES, 2.Andy NEWALL — FORD GT40 GTP+

Lap	D	Time	Sector 1	Sector 2	Sector 3	Kph	Elapsed
1	1	3:25.735	55.318	1:36.844	53.573	120.4	3:25.735
2	1	5:00.175	2:28.573	1:36.625	54.977	84.0	8:25.910
3	1	3:31.760	55.066	1:43.729	52.965	119.1	11:57.670
4	1	3:25.776	55.798	1:36.963	53.015	122.5	15:23.446
5	1	3:22.663	54.388	1:36.212	52.063	124.4	18:46.109
6	1	3:23.351	54.209	1:37.225	51.917	124.0	22:09.460
7	1	3:25.374	53.510	1:37.978	53.886	122.8	25:34.834
8	1	3:23.254	55.389	1:36.692	51.173	124.1	28:58.088
9	1	3:30.296	57.613	1:37.927	54.756	119.9	32:28.384
10	1	3:25.546	54.323	1:37.974	53.249	122.7	35:53.930
11	1	3:27.281	55.144	1:38.082	54.055	121.6	39:21.211
12	1	6:28.384 B	55.219			64.9	45:49.595

8 — 1.David HART, 2.Olivier HART, 3.Nicky PASTORELLI — FORD GT40 GTP+

Lap	D	Time	Sector 1	Sector 2	Sector 3	Kph	Elapsed
1	1	3:19.742	53.112	1:34.356	52.274	124.0	3:19.742
2	1	3:16.407	51.669	1:34.704	50.034	128.4	6:36.149
3	1	3:16.503	51.767	1:34.899	49.837	128.3	9:52.652
4	1	3:16.469	51.119	1:34.267	51.083	128.3	13:09.121
5	1	3:16.785	51.443	1:34.395	50.947	128.1	16:25.906
6	1	3:20.069	53.220	1:35.270	51.579	126.0	19:45.975
7	1	3:24.700	53.548	1:38.105	53.047	123.2	23:10.675
8	1	3:23.031	54.182	1:36.790	52.059	124.2	26:33.706
9	1	3:24.254	55.657	1:36.792	51.805	123.4	29:57.960
10	1	3:22.328	54.623	1:36.311	51.394	124.6	33:20.288
11	1	3:23.765	53.102	1:37.601	53.062	123.7	36:44.053
12	1	3:27.615	53.399	1:40.347	53.869	121.4	40:11.668
13	1	3:23.131	53.417	1:36.266	53.448	124.1	43:34.799
14	1	3:24.025	54.541	1:37.094	52.390	123.6	46:58.824
15	1	3:21.791	53.584	1:36.286	51.921	125.0	50:20.615
16	1	3:24.324	53.974	1:37.280	53.070	123.4	53:44.939
17	1	3:22.104	53.589	1:36.870	51.645	124.8	57:07.043
18	1	3:24.814	55.051	1:37.017	52.746	123.1	1:00:31.857

9 — 1.Richard MEINS, 2.Chris LILLINGSTON PRICE, 3.Andrew BENTLEY — FORD GT40 GTP+

Lap	D	Time	Sector 1	Sector 2	Sector 3	Kph	Elapsed
1	1	3:40.133	1:00.746	1:41.547	57.840	112.5	3:40.133
2	1	3:29.563	56.633	1:38.655	54.275	120.3	7:09.696
3	1	3:30.953	56.164	1:39.764	55.025	119.5	10:40.649
4	1	3:29.084	55.801	1:38.661	54.622	120.6	14:09.733
5	1	3:28.773	55.597	1:39.400	53.776	120.8	17:38.506
6	1	3:31.453	55.412	1:41.268	54.773	119.2	21:09.959
7	1	3:33.514	55.337	1:40.937	57.240	118.1	24:43.473
8	1	3:31.270	57.315	1:39.902	54.053	119.3	28:14.743
9	1	3:36.550	59.517	1:40.616	56.417	116.4	31:51.293
10	1	3:32.258	56.764	1:39.885	55.609	118.8	35:23.551
11	1	3:36.915	57.185	1:41.264	58.466	116.2	39:00.466
12	1	3:37.644	57.255	1:41.722	58.667	115.9	42:38.110
13	1	3:41.398	57.456	1:45.817	58.125	113.9	46:19.508
14	1	3:40.473	1:00.054	1:42.514	57.905	114.4	49:59.981
15	1	3:35.787	57.732	1:42.432	55.623	116.8	53:35.768
16	1	3:39.700	59.014	1:44.560	56.126	114.8	57:15.468

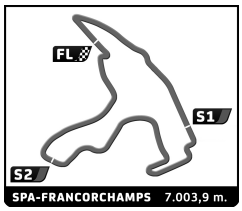

Spa Six Hours Endurance

SPA SIX HOURS

Race

Analysis

Personal Best | Session Best | B Crossing the finish line in pit lane

Lap	D	Time	Sector 1	Sector 2	Sector 3	Kph	Elapsed
17	1	3:33.562	57.286	1:40.391	55.885	118.1	1:00:49.030
18	1	3:43.479	59.717	1:44.525	59.237	112.8	1:04:32.509
19	1	5:01.566	1:08.862	2:18.205	1:34.499	83.6	1:09:34.075
20	1	4:28.799	1:19.155	1:55.871	1:13.773	93.8	1:14:02.874
21	1	3:35.486	57.334	1:41.627	56.525	117.0	1:17:38.360
22	1	3:42.113	57.791	1:47.254	57.068	113.5	1:21:20.473
23	1	3:32.060	56.768	1:40.435	54.857	118.9	1:24:52.533
24	1	3:36.536	56.901	1:42.355	57.280	116.4	1:28:29.069
25	1	3:33.044	56.559	1:41.625	54.860	118.4	1:32:02.113
26	1	3:37.760	56.698	1:45.088	55.974	115.8	1:35:39.873
27	1	3:33.394	56.652	1:41.237	55.505	118.2	1:39:13.267
28	1	3:32.556	57.625	1:40.413	54.518	118.6	1:42:45.823
29	1	3:35.259	57.698	1:42.459	55.102	117.1	1:46:21.082
30	1	3:33.925	56.774	1:41.637	55.514	117.9	1:49:55.007
31	1	3:31.705	57.583	1:39.973	54.149	119.1	1:53:26.712
32	1	3:29.990	55.876	1:40.127	53.987	120.1	1:56:56.702
33	1	3:32.796	56.768	1:41.008	55.020	118.5	2:00:29.498
34	1	3:33.340	59.663	1:38.867	54.810	118.2	2:04:02.838
35	1	3:35.443	59.604	1:40.022	55.817	117.0	2:07:38.281
36	1	3:32.359	56.909	1:40.339	55.111	118.7	2:11:10.640
37	1	3:54.743 B	57.947	1:41.545	1:15.251	107.4	2:15:05.383
38	1	9:39.087	7:07.476	1:38.255	53.356	43.5	2:24:44.470
39	1	3:47.633	1:17.549	1:37.425	52.659	110.8	2:28:32.103
40	1	3:25.094	54.544	1:37.632	52.918	122.9	2:31:57.197
41	1	3:24.173	55.235	1:36.822	52.116	123.5	2:35:21.370
42	1	3:22.659	54.920	1:36.156	51.583	124.4	2:38:44.029
43	1	3:22.268	54.636	1:35.736	51.896	124.7	2:42:06.297
44	1	3:17.013	54.194	1:32.891	49.928	128.0	2:45:23.310
45	1	3:20.323	54.881	1:35.003	50.439	125.9	2:48:43.633
46	1	3:13.082	54.920	1:29.441	48.721	130.6	2:51:56.715
47	1	3:14.286	54.019	1:32.155	48.112	129.8	2:55:11.001
48	1	3:06.810	51.282	1:28.035	47.493	135.0	2:58:17.811
49	1	3:12.204	53.672	1:28.430	50.102	131.2	3:01:30.015
50	1	3:10.580	53.981	1:27.734	48.865	132.3	3:04:40.595
51	1	3:10.511	52.714	1:27.515	50.282	132.4	3:07:51.106
52	1	3:04.796	51.309	1:26.439	47.048	136.4	3:10:55.902
53	1	3:14.463 B	52.369	1:25.783	56.311	129.7	3:14:10.365
54	1	3:42.472	1:27.871	1:26.322	48.279	113.3	3:17:52.837
55	1	3:20.732	48.941	1:29.942	1:01.849	125.6	3:21:13.569
56	1	4:12.589	1:08.263	1:34.621	1:29.705	99.8	3:25:26.158
57	1	4:47.366	1:22.218	2:04.462	1:20.686	87.7	3:30:13.524
58	1	4:36.989	1:16.883	2:05.519	1:14.587	91.0	3:34:50.513
59	1	4:32.678	1:20.656	2:06.218	1:05.804	92.5	3:39:23.191
60	1	3:30.145	53.201	1:47.781	49.163	120.0	3:42:53.336
61	1	3:08.837	52.362	1:29.417	47.058	133.5	3:46:02.173
62	1	3:14.723 B	50.309	1:26.047	58.367	129.5	3:49:16.896
63	1	9:37.506	7:28.871	1:22.788	45.847	43.7	3:58:54.402
64	1	2:58.217	50.805	1:22.218	45.194	141.5	4:01:52.619
65	1	2:59.377	48.900	1:22.323	48.154	140.6	4:04:51.996
66	1	2:57.657	49.595	1:22.337	45.725	141.9	4:07:49.653
67	1	3:00.872	49.818	1:21.911	49.143	139.4	4:10:50.525
68	1	2:57.072	49.981	1:21.586	45.505	142.4	4:13:47.597
69	1	2:55.892	48.559	1:21.412	45.921	143.4	4:16:43.489
70	1	2:56.323	48.776	1:21.501	46.046	143.0	4:19:39.812
71	1	2:58.469	51.198	1:22.477	44.794	141.3	4:22:38.281
72	1	2:55.183	48.598	1:21.009	45.576	143.9	4:25:33.464
73	1	2:57.212	49.192	1:20.106	47.914	142.3	4:28:30.676
74	1	2:52.459	48.317	1:20.119	44.023	146.2	4:31:23.135
75	1	2:51.360	46.962	1:19.519	44.879	147.1	4:34:14.495
76	1	2:53.037	47.866	1:20.018	45.153	145.7	4:37:07.532
77	1	3:11.691	50.595	1:20.730	1:00.366	131.5	4:40:19.223
78	1	2:55.881	50.820	1:19.729	45.332	143.4	4:43:15.104
79	1	2:52.378	47.574	1:20.409	44.395	146.3	4:46:07.482
80	1	2:54.885	47.438	1:21.763	45.684	144.2	4:49:02.367
81	1	2:51.928	47.356	1:20.736	43.836	146.7	4:51:54.295
82	1	2:55.184	48.027	1:22.232	44.925	143.9	4:54:49.479
83	1	3:12.837	49.164	1:38.872	44.801	130.8	4:58:02.316
84	1	3:46.740	51.592	1:52.543	1:02.605	111.2	5:01:49.056
85	1	3:45.232	1:05.834	1:36.056	1:03.342	111.9	5:05:34.288
86	1	4:43.628	1:14.472	1:58.156	1:31.000	88.9	5:10:17.916
87	1	4:05.594	1:23.551	1:55.971	46.072	102.7	5:14:23.510
88	1	3:01.401	51.179	1:22.894	47.328	139.0	5:17:24.911
89	1	2:51.911	47.879	1:18.065	45.967	146.7	5:20:16.822
90	1	2:52.117	48.544	1:19.072	44.501	146.5	5:23:08.939
91	1	2:54.582	47.009	1:21.962	45.611	144.4	5:26:03.521
92	1	2:55.649	47.568	1:21.601	46.480	143.5	5:28:59.170
93	1	2:56.218	50.646	1:20.335	45.237	143.1	5:31:55.388
94	1	2:54.087	48.093	1:21.542	44.452	144.8	5:34:49.475
95	1	2:56.173	48.798	1:22.337	45.038	143.1	5:37:45.648
96	1	3:27.386	1:00.841	1:28.151	58.394	121.6	5:41:13.034
97	1	3:24.435	1:09.692	1:29.318	45.425	123.3	5:44:37.469
98	1	2:50.641	46.816	1:20.538	43.287	147.8	5:47:28.110
99	1	2:52.149	46.259	1:19.957	45.933	146.5	5:50:20.259
100	1	2:50.436	47.301	1:19.332	43.803	147.9	5:53:10.695
101	1	2:55.642	46.330	1:20.431	48.881	143.6	5:56:06.337
102	1	3:00.297	46.554	1:25.406	48.337	139.8	5:59:06.634

10 1.Oliver BRYANT
2.James COTTINGHAM
FORD GT40 GTP+

Lap	D	Time	Sector 1	Sector 2	Sector 3	Kph	Elapsed
1	1	3:22.067	54.617	1:35.933	51.517	122.6	3:22.067
2	1	3:18.746	52.933	1:34.633	51.180	126.9	6:40.813
3	1	3:18.749	53.054	1:34.890	50.805	126.9	9:59.562
4	1	3:20.042	52.633	1:35.597	51.812	126.0	13:19.604
5	1	3:20.012	53.552	1:35.251	51.209	126.1	16:39.616
6	1	3:22.683	54.344	1:35.780	52.559	124.4	20:02.299
7	1	3:24.410	53.675	1:39.109	51.626	123.4	23:26.709
8	1	3:28.683	54.798	1:38.790	55.095	120.8	26:55.392
9	1	3:28.922	58.591	1:37.353	52.978	120.7	30:24.314
10	1	3:29.670	59.060	1:37.129	53.481	120.3	33:53.984
11	1	3:28.424	56.431	1:37.734	54.259	121.0	37:22.408
12	1	3:27.789	55.915	1:38.594	53.280	121.3	40:50.197
13	1	3:26.719	55.058	1:38.883	52.778	122.0	44:16.916
14	1	3:25.002	54.001	1:37.959	53.042	123.0	47:41.918
15	1	3:27.061	54.789	1:39.566	52.706	121.8	51:08.979
16	1	3:21.987	53.078	1:36.902	52.007	124.8	54:30.966
17	1	3:21.291	52.870	1:36.821	51.600	125.3	57:52.257
18	1	3:23.395	53.457	1:38.128	51.810	124.0	1:01:15.652
19	1	3:33.957	54.104	1:37.402	1:02.451	117.8	1:04:49.609
20	1	4:55.258	1:12.719	2:05.606	1:36.933	85.4	1:09:44.867
21	1	4:25.124	1:15.926	1:55.694	1:13.504	95.1	1:14:09.991
22	1	3:28.786	56.850	1:37.888	54.048	120.8	1:17:38.777
23	1	3:25.157	53.787	1:38.098	53.272	122.9	1:21:03.934
24	1	3:23.705	53.948	1:37.029	52.728	123.8	1:24:27.639
25	1	3:21.932	53.122	1:36.908	51.902	124.9	1:27:49.571
26	1	3:22.270	53.560	1:36.942	51.768	124.7	1:31:11.841
27	1	3:23.688	53.626	1:36.817	53.245	123.8	1:34:35.529

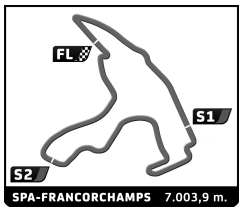

Spa Six Hours Endurance

SPA SIX HOURS

Race

Analysis

Personal Best | Session Best | **B** Crossing the finish line in pit lane

Lap	D	Time	Sector 1	Sector 2	Sector 3	Kph	Elapsed
28	1	3:24.057	55.111	1:37.227	51.719	123.6	1:37:59.586
29	1	3:21.030	53.197	1:36.449	51.384	125.4	1:41:20.616
30	1	3:24.373	54.526	1:37.883	51.964	123.4	1:44:44.989
31	1	3:23.035	55.519	1:36.720	50.796	124.2	1:48:08.024
32	1	3:23.476	55.112	1:36.001	52.363	123.9	1:51:31.500
33	1	3:21.036	53.282	1:35.531	52.223	125.4	1:54:52.536
34	1	3:20.114	53.815	1:35.717	50.582	126.0	1:58:12.650
35	1	3:19.213	53.234	1:34.761	51.218	126.6	2:01:31.863
36	1	3:20.043	53.797	1:35.364	50.882	126.0	2:04:51.906
37	1	3:23.579	53.462	1:36.700	53.417	123.9	2:08:15.485
38	1	3:23.317	52.703	1:35.494	55.120	124.0	2:11:38.802
39	1	3:20.461	54.922	1:35.276	50.263	125.8	2:14:59.263
40	1	3:17.733	52.951	1:33.986	50.796	127.5	2:18:16.996
41	1	3:18.326	53.785	1:34.378	50.163	127.1	2:21:35.322
42	1	3:26.539 **B**	53.740	1:34.468	58.331	122.1	2:25:01.861
43	1	12:41.392	...	1:36.125	50.442	33.1	2:37:43.253
44	1	3:18.537	54.760	1:34.548	49.229	127.0	2:41:01.790
45	1	3:13.028	52.849	1:32.124	48.055	130.6	2:44:14.818
46	1	3:15.321	56.086	1:31.451	47.784	129.1	2:47:30.139
47	1	3:10.875	52.090	1:28.805	49.980	132.1	2:50:41.014
48	1	3:10.460	52.227	1:29.446	48.787	132.4	2:53:51.474
49	1	3:09.956	54.467	1:28.330	47.159	132.7	2:57:01.430
50	1	3:09.688	52.841	1:29.664	47.183	132.9	3:00:11.118
51	1	3:06.065	50.970	1:28.712	46.383	135.5	3:03:17.183
52	1	3:02.970	51.168	1:25.468	46.334	137.8	3:06:20.153
53	1	3:00.688	50.088	1:24.334	46.266	139.5	3:09:20.841
54	1	3:02.389	51.089	1:26.360	44.940	138.2	3:12:23.230
55	1	2:59.495	51.030	1:23.593	44.872	140.5	3:15:22.725
56	1	2:59.878	49.927	1:23.004	46.947	140.2	3:18:22.603
57	1	3:58.236	53.008	1:47.218	1:18.010	105.8	3:22:20.839
58	1	4:39.814	1:15.873	2:01.232	1:22.709	90.1	3:27:00.653
59	1	4:49.971	1:24.614	2:03.137	1:22.220	87.0	3:31:50.624
60	1	4:37.705	1:27.823	2:01.128	1:08.754	90.8	3:36:28.329
61	1	3:50.488	1:15.452	1:49.826	45.210	109.4	3:40:18.817
62	1	2:54.774	49.322	1:20.652	44.800	144.3	3:43:13.591
63	1	3:01.188	50.543	1:22.743	47.902	139.2	3:46:14.779
64	1	3:00.586	51.023	1:24.201	45.362	139.6	3:49:15.365
65	1	2:58.820	49.995	1:23.704	45.121	141.0	3:52:14.185
66	1	2:57.033	49.502	1:21.808	45.723	142.4	3:55:11.218
67	1	2:58.129	49.160	1:23.310	45.659	141.5	3:58:09.347
68	1	2:56.371	50.580	1:20.785	45.006	143.0	4:01:05.718
69	1	2:55.355	48.318	1:22.592	44.445	143.8	4:04:01.073
70	1	2:54.578	48.366	1:21.461	44.751	144.4	4:06:55.651
71	1	3:01.559	49.784	1:23.288	48.487	138.9	4:09:57.210
72	1	2:56.926	49.167	1:21.889	45.870	142.5	4:12:54.136
73	1	2:59.785	49.914	1:24.763	45.108	140.2	4:15:53.921
74	1	2:54.531	48.901	1:21.912	43.718	144.5	4:18:48.452
75	1	2:59.448	48.152	1:22.665	48.631	140.5	4:21:47.900
76	1	2:55.408	48.037	1:21.568	45.803	143.7	4:24:43.308
77	1	2:55.819	48.519	1:22.509	44.791	143.4	4:27:39.127
78	1	2:56.593	48.854	1:22.741	44.998	142.8	4:30:35.720
79	1	3:02.267	50.516	1:25.449	46.302	138.3	4:33:37.987
80	1	2:58.794	47.698	1:24.354	46.742	141.0	4:36:36.781

11 1.Michael SCHRYVER 2.Will SCHRYVER 3.Marcus WELLER — LOTUS Elan 26R Shapecraft GTS10

Lap	D	Time	Sector 1	Sector 2	Sector 3	Kph	Elapsed
1	1	3:49.480	1:09.252	1:43.189	57.039	108.0	3:49.480
2	1	3:36.197	58.469	1:43.270	54.458	116.6	7:25.677
3	1	3:32.737	57.580	1:41.365	53.792	118.5	10:58.414
4	1	3:31.787	57.388	1:41.153	53.246	119.1	14:30.201
5	1	3:31.162	56.830	1:39.998	54.334	119.4	18:01.363
6	1	3:31.306	56.842	1:40.682	53.782	119.3	21:32.669
7	1	3:39.157	57.373	1:46.405	55.379	115.1	25:11.826
8	1	3:35.895	59.344	1:41.777	54.774	116.8	28:47.721
9	1	3:36.247	58.523	1:41.373	56.351	116.6	32:23.968
10	1	3:37.608	58.634	1:44.143	54.831	115.9	36:01.576
11	1	3:43.505	59.942	1:44.785	58.778	112.8	39:45.081
12	1	4:03.196	1:20.978	1:43.451	58.767	103.7	43:48.277
13	1	3:43.780	1:02.692	1:44.823	56.265	112.7	47:32.057
14	1	3:38.937	59.233	1:43.869	55.835	115.2	51:10.994
15	1	3:38.950	58.523	1:43.944	56.483	115.2	54:49.944
16	1	3:40.246	59.497	1:43.754	56.995	114.5	58:30.190
17	1	3:40.044	1:01.404	1:43.090	55.550	114.6	1:02:10.234
18	1	3:54.010	58.141	1:45.289	1:10.580	107.7	1:06:04.244
19	1	4:34.492	1:20.913	1:56.771	1:16.808	91.9	1:10:38.736
20	1	4:44.304	1:42.517	2:04.782	57.005	88.7	1:15:23.040
21	1	3:41.055	59.098	1:45.270	56.687	114.1	1:19:04.095
22	1	3:48.944 **B**	59.768	1:45.536	1:03.640	110.1	1:22:53.039
23	1	5:18.185	2:31.011	1:49.312	57.862	79.2	1:28:11.224
24	1	3:44.652	1:03.606	1:44.264	56.782	112.2	1:31:55.876
25	1	3:46.230	1:01.989	1:47.052	57.189	111.5	1:35:42.106
26	1	3:39.616	1:01.650	1:41.826	56.140	114.8	1:39:21.722
27	1	3:36.687	1:00.299	1:41.124	55.264	116.4	1:42:58.409
28	1	3:38.245	59.528	1:42.485	56.232	115.5	1:46:36.654
29	1	3:38.228	59.272	1:43.179	55.777	115.5	1:50:14.882
30	1	3:34.997	59.781	1:40.375	54.841	117.3	1:53:49.879
31	1	3:32.869	59.157	1:40.443	53.269	118.4	1:57:22.748
32	1	3:39.030	57.931	1:40.522	1:00.577	115.1	2:01:01.778
33	1	3:40.529	1:01.723	1:43.074	55.732	114.3	2:04:42.307
34	1	3:34.498	57.912	1:41.010	55.576	117.5	2:08:16.805
35	1	3:33.730	58.308	1:41.174	54.248	118.0	2:11:50.535
36	1	3:32.635	58.818	1:40.252	53.565	118.6	2:15:23.170
37	1	3:30.700	58.569	1:38.620	53.511	119.7	2:18:53.870
38	1	3:32.359	59.079	1:39.343	53.937	118.7	2:22:26.229
39	1	3:32.315	59.192	1:38.444	54.679	118.8	2:25:58.544
40	1	3:34.097	58.046	1:40.104	55.947	117.8	2:29:32.641
41	1	3:33.877	1:00.052	1:38.571	55.254	117.9	2:33:06.518
42	1	3:36.034 **B**	59.040	1:38.055	58.939	116.7	2:36:42.552
43	1	7:38.665	5:04.188	1:41.132	53.345	55.0	2:44:21.217
44	1	3:27.222	57.941	1:36.887	52.394	121.7	2:47:48.439
45	1	3:26.068	57.902	1:35.930	52.236	122.4	2:51:14.507
46	1	3:20.753	57.413	1:32.556	50.784	125.6	2:54:35.260
47	1	3:26.560	57.285	1:36.608	52.667	122.1	2:58:01.820
48	1	3:18.903	55.999	1:33.101	49.803	126.8	3:01:20.723
49	1	3:18.956	56.072	1:32.544	50.340	126.7	3:04:39.679
50	1	3:19.648	55.900	1:29.880	53.868	126.3	3:07:59.327
51	1	3:16.574	54.438	1:32.212	49.924	128.3	3:11:15.901
52	1	3:16.918	54.996	1:31.535	50.387	128.0	3:14:32.819
53	1	3:11.712	53.808	1:29.341	48.563	131.5	3:17:44.531
54	1	3:25.674	54.138	1:31.035	1:00.501	122.6	3:21:10.205
55	1	4:14.867	1:08.518	1:36.925	1:29.424	98.9	3:25:25.072
56	1	4:47.862	1:21.745	2:05.106	1:21.011	87.6	3:30:12.934
57	1	4:36.933	1:16.361	2:05.948	1:14.624	91.0	3:34:49.867
58	1	4:40.078 **B**	1:19.942	2:06.948	1:13.188	90.0	3:39:29.945
59	1	6:54.604	4:36.017	1:28.884	49.703	60.8	3:46:24.549
60	1	3:12.490	53.258	1:30.323	48.909	131.0	3:49:37.039

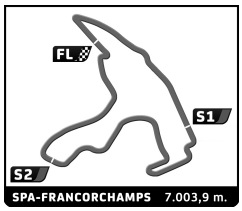

Spa Six Hours Endurance

SPA SIX HOURS

Race

Analysis

Personal Best | Session Best | **B** Crossing the finish line in pit lane

Lap	D	Time	Sector 1	Sector 2	Sector 3	Kph	Elapsed
61	1	3:08.814	53.117	1:24.308	51.389	133.5	3:52:45.853
62	1	3:08.354	53.759	1:25.840	48.755	133.9	3:55:54.207
63	1	3:07.633	52.351	1:26.798	48.484	134.4	3:59:01.840
64	1	3:06.306	53.289	1:24.758	48.259	135.3	4:02:08.146
65	1	3:03.873	51.783	1:24.296	47.794	137.1	4:05:12.019
66	1	3:06.960	52.100	1:26.715	48.145	134.9	4:08:18.979
67	1	3:06.437	53.730	1:24.945	47.762	135.2	4:11:25.416
68	1	3:07.868	51.579	1:27.910	48.379	134.2	4:14:33.284
69	1	3:05.380	51.675	1:25.157	48.548	136.0	4:17:38.664
70	1	3:04.421	52.602	1:23.381	48.438	136.7	4:20:43.085
71	1	3:02.022	51.504	1:23.650	46.868	138.5	4:23:45.107
72	1	3:03.144	51.104	1:22.393	49.647	137.7	4:26:48.251
73	1	3:08.533	51.959	1:28.167	48.407	133.7	4:29:56.784
74	1	3:10.052	52.201	1:28.686	49.165	132.7	4:33:06.836
75	1	3:08.246	52.554	1:26.948	48.744	133.9	4:36:15.082
76	1	3:01.465	51.584	1:23.106	46.775	138.9	4:39:16.547
77	1	3:04.707	53.948	1:23.070	47.689	136.5	4:42:21.254
78	1	3:04.140	51.743	1:24.353	48.044	136.9	4:45:25.394
79	1	3:03.909	51.145	1:25.981	46.783	137.1	4:48:29.303
80	1	3:02.997	51.833	1:23.464	47.700	137.8	4:51:32.300
81	1	3:06.639	52.177	1:27.486	46.976	135.1	4:54:38.939
82	1	3:05.517	52.974	1:24.059	48.484	135.9	4:57:44.456
83	1	3:24.850	51.716	1:29.314	1:03.820	123.1	5:01:09.306
84	1	4:15.620	1:09.471	1:47.043	1:19.106	98.6	5:05:24.926
85	1	4:42.183	1:16.501	1:59.453	1:26.229	89.4	5:10:07.109
86	1	3:57.913	1:26.063	1:44.327	47.523	106.0	5:14:05.022
87	1	3:07.135	55.902	1:24.389	46.844	134.7	5:17:12.157
88	1	3:00.815	50.726	1:21.672	48.417	139.4	5:20:12.972
89	1	3:00.278	50.267	1:23.275	46.736	139.9	5:23:13.250
90	1	2:59.530	50.698	1:22.175	46.657	140.4	5:26:12.780
91	1	3:00.489	50.168	1:23.650	46.671	139.7	5:29:13.269
92	1	3:05.203	52.264	1:24.552	48.387	136.1	5:32:18.472
93	1	2:58.082	50.419	1:21.462	46.201	141.6	5:35:16.554
94	1	3:09.087	50.991	1:27.908	50.188	133.3	5:38:25.641
95	1	4:23.975	1:13.483	2:05.025	1:05.467	95.5	5:42:49.616
96	1	3:03.289	54.064	1:22.819	46.406	137.6	5:45:52.905
97	1	2:58.527	50.294	1:22.008	46.225	141.2	5:48:51.432
98	1	2:57.405	50.153	1:21.564	45.688	142.1	5:51:48.837
99	1	3:04.079	50.451	1:21.730	51.898	137.0	5:54:52.916
100	1	3:04.871	51.368	1:23.997	49.506	136.4	5:57:57.787
101	1	3:08.412	51.927	1:26.840	49.645	133.8	6:01:06.199

12 1.Mark BATES 2.James BATES — PORSCHE 911 GTS11

Lap	D	Time	Sector 1	Sector 2	Sector 3	Kph	Elapsed
1	1	4:45.831	2:07.467	1:41.770	56.594	86.7	4:45.831
2	1	3:34.417	59.282	1:39.986	55.149	117.6	8:20.248
3	1	3:38.918	59.393	1:44.640	54.885	115.2	11:59.166
4	1	3:35.774	58.847	1:39.517	57.410	116.9	15:34.940
5	1	3:34.322	59.571	1:39.843	54.908	117.6	19:09.262
6	1	3:33.567	58.414	1:40.334	54.819	118.1	22:42.829
7	1	3:34.385	59.157	1:40.900	54.328	117.6	26:17.214
8	1	3:31.555	58.695	1:38.643	54.217	119.2	29:48.769
9	1	3:35.544	59.484	1:40.815	55.245	117.0	33:24.313
10	1	3:34.177	59.481	1:39.790	54.906	117.7	36:58.490
11	1	3:34.907	58.553	1:40.247	56.107	117.3	40:33.397
12	1	3:36.153	1:00.295	1:40.871	54.987	116.6	44:09.550
13	1	3:34.119	58.817	1:40.206	55.096	117.8	47:43.669
14	1	3:34.275	1:00.739	1:39.608	53.928	117.7	51:17.944
15	1	3:32.812	58.435	1:38.944	55.433	118.5	54:50.756
16	1	3:35.050	59.371	1:40.943	54.736	117.2	58:25.806
17	1	3:32.357	58.097	1:38.945	55.315	118.7	1:01:58.163
18	1	3:54.293	58.280	1:44.570	1:11.443	107.6	1:05:52.456
19	1	4:38.759	1:23.940	1:57.129	1:17.690	90.5	1:10:31.215
20	1	4:42.833	1:41.642	2:05.767	55.424	89.1	1:15:14.048
21	1	3:31.704	58.416	1:39.144	54.144	119.1	1:18:45.752
22	1	3:32.479	58.656	1:39.307	54.516	118.7	1:22:18.231
23	1	3:32.416	58.234	1:40.149	54.033	118.7	1:25:50.647
24	1	3:32.922	58.942	1:39.072	54.908	118.4	1:29:23.569
25	1	3:33.374	58.657	1:39.960	54.757	118.2	1:32:56.943
26	1	3:34.157	58.787	1:40.327	55.043	117.7	1:36:31.100
27	1	3:33.562	59.055	1:39.987	54.520	118.1	1:40:04.662
28	1	3:34.121	58.903	1:40.235	54.983	117.8	1:43:38.783
29	1	3:33.921	58.973	1:40.772	54.176	117.9	1:47:12.704
30	1	3:31.424	58.505	1:38.477	54.442	119.3	1:50:44.128
31	1	3:38.661 B	59.290	1:38.862	1:00.509	115.3	1:54:22.789
32	1	9:14.947	6:36.275	1:41.154	57.518	45.4	2:03:37.736
33	1	3:39.263	1:01.541	1:41.046	56.676	115.0	2:07:16.999
34	1	3:42.102	1:01.265	1:42.014	58.823	113.5	2:10:59.101
35	1	3:43.598	1:02.396	1:43.444	57.758	112.8	2:14:42.699
36	1	3:36.207	1:00.960	1:39.630	55.617	116.6	2:18:18.906
37	1	3:35.856	59.983	1:40.329	55.544	116.8	2:21:54.762
38	1	3:33.349	1:01.149	1:38.108	54.092	118.2	2:25:28.111
39	1	3:48.410 B	1:01.933	1:43.348	1:03.129	110.4	2:29:16.521
40	1	4:26.178	1:52.834	1:38.076	55.268	94.7	2:33:42.699
41	1	3:32.985	1:00.520	1:37.552	54.913	118.4	2:37:15.684
42	1	3:35.256	1:01.933	1:39.394	53.929	117.1	2:40:50.940
43	1	3:31.137	59.205	1:38.093	53.839	119.4	2:44:22.077
44	1	3:29.775	1:00.066	1:37.229	52.480	120.2	2:47:51.852
45	1	3:25.285	58.940	1:34.210	52.135	122.8	2:51:17.137
46	1	3:26.435	58.699	1:33.651	54.085	122.1	2:54:43.572
47	1	3:21.973	58.329	1:32.134	51.510	124.8	2:58:05.545
48	1	3:24.759	58.554	1:32.647	53.558	123.1	3:01:30.304
49	1	3:19.865	58.346	1:30.363	51.156	126.2	3:04:50.169
50	1	3:19.422	57.774	1:30.890	50.758	126.4	3:08:09.591
51	1	3:22.369	59.102	1:31.359	51.908	124.6	3:11:31.960
52	1	3:18.885	58.600	1:29.661	50.624	126.8	3:14:50.845
53	1	3:17.344	57.656	1:28.433	51.255	127.8	3:18:08.189
54	1	4:06.324	56.745	1:52.060	1:17.519	102.4	3:22:14.513
55	1	4:39.228	1:17.106	2:02.190	1:19.932	90.3	3:26:53.741
56	1	4:53.752	1:27.978	2:03.919	1:21.855	85.8	3:31:47.493
57	1	4:39.134	1:28.407	2:01.531	1:09.196	90.3	3:36:26.627
58	1	4:01.529	1:15.680	1:52.479	53.370	104.4	3:40:28.156
59	1	3:24.644	58.252	1:32.282	54.110	123.2	3:43:52.800
60	1	3:19.923	58.286	1:29.791	51.846	126.1	3:47:12.723
61	1	3:19.390	57.222	1:30.209	51.959	126.5	3:50:32.113
62	1	3:23.583 B	58.497	1:27.097	57.989	123.9	3:53:55.696
63	1	8:38.036	6:16.326	1:30.302	51.408	48.7	4:02:33.732
64	1	3:11.175	55.195	1:25.768	50.212	131.9	4:05:44.907
65	1	3:11.346	55.411	1:26.786	49.149	131.8	4:08:56.253
66	1	3:10.998	55.528	1:24.576	50.894	132.0	4:12:07.251
67	1	3:10.267	54.932	1:26.734	48.601	132.5	4:15:17.518
68	1	3:11.003	54.408	1:24.485	52.110	132.0	4:18:28.521
69	1	3:10.372	54.696	1:25.533	50.143	132.4	4:21:38.893
70	1	3:09.013	55.483	1:24.838	48.692	133.4	4:24:47.906
71	1	3:08.336	54.698	1:24.746	48.892	133.9	4:27:56.242
72	1	3:07.555	54.776	1:24.502	48.277	134.4	4:31:03.797

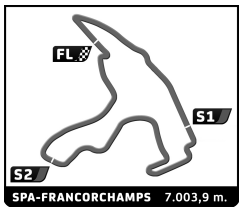

Spa Six Hours Endurance
SPA SIX HOURS
Race
Analysis

Personal Best | Session Best | **B** Crossing the finish line in pit lane

Lap	D	Time	Sector 1	Sector 2	Sector 3	Kph	Elapsed
73	1	3:07.469	53.884	1:23.742	49.843	134.5	4:34:11.266
74	1	3:10.969	54.273	1:26.768	49.928	132.0	4:37:22.235
75	1	3:10.136	55.395	1:25.652	49.089	132.6	4:40:32.371
76	1	3:12.322	55.956	1:27.392	48.974	131.1	4:43:44.693
77	1	3:06.917	54.089	1:24.497	48.331	134.9	4:46:51.610
78	1	3:10.232	55.216	1:25.229	49.787	132.5	4:50:01.842
79	1	3:11.471	54.245	1:26.902	50.324	131.7	4:53:13.313
80	1	3:09.157	53.797	1:26.325	49.035	133.3	4:56:22.470
81	1	3:13.472	54.405	1:26.055	53.012	130.3	4:59:35.942
82	1	4:21.793	1:03.244	1:59.205	1:19.344	96.3	5:03:57.735
83	1	4:39.482	1:21.848	2:02.432	1:15.202	90.2	5:08:37.217
84	1	4:22.053	1:15.528	2:00.474	1:06.051	96.2	5:12:59.270
85	1	3:08.422	54.735	1:24.811	48.876	133.8	5:16:07.692
86	1	3:09.076	55.083	1:25.765	48.228	133.4	5:19:16.768
87	1	3:06.405	53.857	1:24.421	48.127	135.3	5:22:23.173
88	1	3:08.596	53.981	1:25.375	49.240	133.7	5:25:31.769
89	1	3:07.479	54.636	1:24.813	48.030	134.5	5:28:39.248
90	1	3:07.780	54.220	1:24.652	48.908	134.3	5:31:47.028
91	1	3:10.195	55.174	1:25.687	49.334	132.6	5:34:57.223
92	1	3:12.468	54.372	1:26.089	52.007	131.0	5:38:09.691
93	1	4:35.645	1:21.415	2:07.047	1:07.183	91.5	5:42:45.336
94	1	3:08.709	54.938	1:25.385	48.386	133.6	5:45:54.045
95	1	3:06.531	53.723	1:24.501	48.307	135.2	5:49:00.576
96	1	3:07.781	54.425	1:24.769	48.587	134.3	5:52:08.357
97	1	3:05.704	53.799	1:23.807	48.098	135.8	5:55:14.061
98	1	3:09.663	53.897	1:26.384	49.382	132.9	5:58:23.724
99	1	3:07.602	54.209	1:24.449	48.944	134.4	6:01:31.326

13 1.Graham WILSON 2.Shaun BALFE 3.Andy WOLFE — LOTUS Elan 26R — GTS10

Lap	D	Time	Sector 1	Sector 2	Sector 3	Kph	Elapsed
1	1	3:43.298	1:06.472	1:40.887	55.939	111.0	3:43.298
2	1	3:32.638	58.490	1:40.087	54.061	118.6	7:15.936
3	1	3:25.887	56.347	1:36.973	52.567	122.5	10:41.823
4	1	3:28.316	56.252	1:38.027	54.037	121.0	14:10.139
5	1	3:26.588	56.129	1:37.220	53.239	122.1	17:36.727
6	1	3:29.251	56.659	1:38.820	53.772	120.5	21:05.978
7	1	3:27.841	56.983	1:37.378	53.480	121.3	24:33.819
8	1	3:29.907	57.059	1:39.393	53.455	120.1	28:03.726
9	1	3:32.483	56.837	1:38.828	56.818	118.7	31:36.209
10	1	3:33.499	56.780	1:41.187	55.532	118.1	35:09.708
11	1	3:33.377	57.826	1:40.171	55.380	118.2	38:43.085
12	1	3:37.142	58.836	1:39.737	58.569	116.1	42:20.227
13	1	3:31.800	58.344	1:39.317	54.139	119.0	45:52.027
14	1	3:30.706	57.732	1:39.836	53.138	119.7	49:22.733
15	1	3:30.584	57.015	1:39.195	54.374	119.7	52:53.317
16	1	3:29.666	57.112	1:39.017	53.537	120.3	56:22.983
17	1	3:32.316	57.271	1:38.929	56.116	118.8	59:55.299
18	1	3:29.484	57.577	1:38.274	53.633	120.4	1:03:24.783
19	1	4:06.519	1:04.527	1:52.090	1:09.902	102.3	1:07:31.302
20	1	4:00.591	1:11.187	1:46.591	1:02.813	104.8	1:11:31.893
21	1	4:07.084	1:15.528	1:55.923	55.633	102.0	1:15:38.977
22	1	3:32.183	58.522	1:38.905	54.756	118.8	1:19:11.160
23	1	3:31.637	57.970	1:39.833	53.834	119.1	1:22:42.797
24	1	3:34.411	57.022	1:41.991	55.398	117.6	1:26:17.208
25	1	3:30.783	56.764	1:40.373	53.646	119.6	1:29:47.991
26	1	3:28.571	57.114	1:37.299	54.158	120.9	1:33:16.562
27	1	3:30.423	58.150	1:38.321	53.952	119.8	1:36:46.985
28	1	3:31.292	56.813	1:39.191	55.288	119.3	1:40:18.277
29	1	3:29.925	57.811	1:38.717	53.397	120.1	1:43:48.202
30	1	3:31.891	58.228	1:39.432	54.231	119.0	1:47:20.093
31	1	3:27.741	56.702	1:36.831	54.208	121.4	1:50:47.834
32	1	3:27.440	57.315	1:37.616	52.509	121.5	1:54:15.274
33	1	3:26.915	57.442	1:36.123	53.350	121.9	1:57:42.189
34	1	3:29.126	57.487	1:37.536	54.103	120.6	2:01:11.315
35	1	3:31.835	57.582	1:38.547	55.706	119.0	2:04:43.150
36	1	4:12.420 B	58.412	1:48.262	1:25.746	99.9	2:08:55.570
37	1	6:18.441	3:46.212	1:38.711	53.518	66.6	2:15:14.011
38	1	3:32.308	59.058	1:37.748	55.502	118.8	2:18:46.319
39	1	3:29.163	58.955	1:36.759	53.449	120.5	2:22:15.482
40	1	3:39.576 B	58.671	1:37.565	1:03.340	114.8	2:25:55.058
41	1	5:32.055	2:54.565	1:42.428	55.062	75.9	2:31:27.113
42	1	3:34.519	58.574	1:40.530	55.415	117.5	2:35:01.632
43	1	3:37.039	58.863	1:43.089	55.087	116.2	2:38:38.671
44	1	3:36.256	59.639	1:42.456	54.161	116.6	2:42:14.927
45	1	3:36.232	1:01.049	1:39.971	55.212	116.6	2:45:51.159
46	1	3:33.418	58.681	1:40.812	53.925	118.1	2:49:24.577
47	1	3:31.409	58.181	1:39.300	53.928	119.3	2:52:55.986
48	1	3:30.878	1:00.191	1:37.505	53.182	119.6	2:56:26.864
49	1	3:23.766	56.600	1:35.069	52.097	123.7	2:59:50.630
50	1	3:28.879	57.551	1:38.069	53.259	120.7	3:03:19.509
51	1	3:26.493	58.036	1:36.175	52.282	122.1	3:06:46.002
52	1	4:02.814 B	59.472	1:49.399	1:13.943	103.8	3:10:48.816

14 1.George MILLER 2.Les GOBLE — ASTON MARTIN DB4 Coup? — GTS7

Lap	D	Time	Sector 1	Sector 2	Sector 3	Kph	Elapsed
1	1	4:20.778	1:34.157	1:45.994	1:00.627	95.0	4:20.778
2	1	3:44.480	1:02.784	1:44.657	57.039	112.3	8:05.258
3	1	3:36.171	58.373	1:41.908	55.890	116.6	11:41.429
4	1	3:34.026	58.394	1:40.775	54.857	117.8	15:15.455
5	1	3:33.079	57.261	1:40.653	55.165	118.3	18:48.534
6	1	3:31.611	56.905	1:40.310	54.396	119.2	22:20.145
7	1	3:35.692	56.960	1:42.107	56.625	116.9	25:55.837
8	1	3:36.041	1:00.274	1:41.295	54.472	116.7	29:31.878
9	1	3:37.310	1:00.430	1:41.311	55.569	116.0	33:09.188
10	1	3:35.563	57.130	1:41.259	57.174	117.0	36:44.751
11	1	3:37.828	58.286	1:41.942	57.600	115.8	40:22.579
12	1	3:38.389	58.539	1:42.438	57.412	115.5	44:00.968
13	1	3:37.599	58.514	1:42.108	56.977	115.9	47:38.567
14	1	3:34.373	58.316	1:40.786	55.271	117.6	51:12.940
15	1	3:34.073	56.966	1:42.241	54.866	117.8	54:47.013
16	1	3:33.036	57.074	1:41.028	54.934	118.4	58:20.049
17	1	3:35.499	59.374	1:40.709	55.416	117.0	1:01:55.548
18	1	3:55.216	58.475	1:44.708	1:12.033	107.2	1:05:50.764
19	1	4:38.954	1:22.881	1:58.466	1:17.607	90.4	1:10:29.718
20	1	4:43.583	1:41.529	2:06.869	55.185	88.9	1:15:13.301
21	1	3:35.157	57.277	1:40.439	57.441	117.2	1:18:48.458
22	1	3:31.575	56.572	1:40.270	54.733	119.2	1:22:20.033
23	1	3:33.012	57.142	1:41.496	54.374	118.4	1:25:53.045
24	1	3:42.007 B	57.327	1:39.640	1:05.040	113.6	1:29:35.052
25	1	6:56.475	3:57.444	1:55.334	1:03.697	60.5	1:36:31.527
26	1	4:10.645	1:09.871	1:54.248	1:06.526	100.6	1:40:42.172
27	1	4:05.734	1:10.418	1:51.035	1:04.281	102.6	1:44:47.906
28	1	3:58.667	1:05.042	1:53.664	59.961	105.6	1:48:46.573
29	1	3:57.425	1:04.285	1:49.976	1:03.164	106.2	1:52:43.998
30	1	3:55.817	1:04.913	1:48.549	1:02.355	106.9	1:56:39.815
31	1	3:56.179	1:05.247	1:50.577	1:00.355	106.8	2:00:35.994

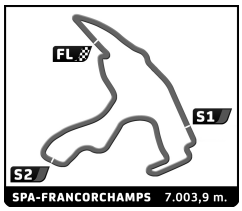

Spa Six Hours Endurance

SPA SIX HOURS

Race

Analysis

Personal Best | Session Best | **B** Crossing the finish line in pit lane

Lap	D	Time	Sector 1	Sector 2	Sector 3	Kph	Elapsed
32	1	3:51.939	1:06.196	1:46.184	59.559	108.7	2:04:27.933
33	1	3:52.926	1:04.675	1:48.202	1:00.049	108.2	2:08:20.859
34	1	3:58.832	1:03.958	1:52.578	1:02.296	105.6	2:12:19.691
35	1	4:12.125	1:11.545	1:55.818	1:04.762	100.0	2:16:31.816
36	1	3:49.230	1:03.087	1:47.547	58.596	110.0	2:20:21.046
37	1	3:54.558	1:04.061	1:48.434	1:02.063	107.5	2:24:15.604
38	1	3:51.597	1:04.182	1:47.997	59.418	108.9	2:28:07.201
39	1	3:49.416	1:01.944	1:47.426	1:00.046	109.9	2:31:56.617
40	1	3:44.080	1:01.227	1:44.346	58.507	112.5	2:35:40.697
41	1	3:49.443	1:03.522	1:47.429	58.492	109.9	2:39:30.140
42	1	3:47.450	1:01.862	1:46.089	59.499	110.9	2:43:17.590
43	1	3:54.125	1:05.522	1:47.746	1:00.857	107.7	2:47:11.715
44	1	3:48.797	1:07.058	1:43.881	57.858	110.2	2:51:00.512
45	1	3:39.556	1:00.415	1:42.384	56.757	114.8	2:54:40.068
46	1	3:33.690	59.851	1:39.042	54.797	118.0	2:58:13.758
47	1	3:34.937	1:01.322	1:39.521	54.094	117.3	3:01:48.695
48	1	3:43.236 **B**	59.958	1:38.287	1:04.991	112.9	3:05:31.931
49	1	11:56.020	9:28.159	1:36.377	51.484	35.2	3:17:27.951
50	1	3:35.550	54.493	1:37.850	1:03.207	117.0	3:21:03.501
51	1	4:13.719	1:06.061	1:41.680	1:25.978	99.4	3:25:17.220
52	1	4:48.422	1:22.210	2:07.663	1:18.549	87.4	3:30:05.642
53	1	4:37.374	1:18.389	2:07.041	1:11.944	90.9	3:34:43.016
54	1	4:35.255	1:21.760	2:08.479	1:05.016	91.6	3:39:18.271
55	1	3:23.170	55.515	1:36.893	50.762	124.1	3:42:41.441
56	1	3:13.960	53.467	1:29.976	50.517	130.0	3:45:55.401
57	1	3:15.342	52.904	1:29.560	52.878	129.1	3:49:10.743
58	1	3:14.568	53.395	1:30.202	50.971	129.6	3:52:25.311
59	1	3:16.161	53.576	1:32.403	50.182	128.5	3:55:41.472
60	1	3:18.465	56.035	1:30.817	51.613	127.0	3:58:59.937
61	1	3:16.502	55.326	1:30.608	50.568	128.3	4:02:16.439
62	1	3:17.801	54.586	1:29.766	53.449	127.5	4:05:34.240
63	1	3:16.137	56.590	1:29.760	49.787	128.6	4:08:50.377
64	1	3:16.277	54.721	1:30.507	51.049	128.5	4:12:06.654
65	1	3:14.928	54.050	1:30.769	50.109	129.4	4:15:21.582
66	1	3:16.109	54.741	1:30.740	50.628	128.6	4:18:37.691
67	1	3:13.656	54.662	1:29.195	49.799	130.2	4:21:51.347
68	1	3:15.481	54.380	1:31.153	49.948	129.0	4:25:06.828
69	1	3:13.939	53.745	1:31.071	49.123	130.0	4:28:20.767
70	1	3:17.221	53.584	1:30.930	52.707	127.8	4:31:37.988
71	1	3:10.348	53.903	1:27.687	48.758	132.5	4:34:48.336
72	1	3:13.425	53.245	1:28.104	52.076	130.4	4:38:01.761
73	1	3:17.011	54.293	1:32.682	50.036	128.0	4:41:18.772
74	1	3:11.206	53.278	1:28.477	49.451	131.9	4:44:29.978
75	1	3:14.507	53.567	1:31.773	49.167	129.6	4:47:44.485
76	1	3:14.063	54.307	1:29.110	50.646	129.9	4:50:58.548
77	1	3:10.471	54.138	1:27.706	48.627	132.4	4:54:09.019
78	1	3:10.783	53.491	1:27.906	49.386	132.2	4:57:19.802
79	1	3:47.816 **B**	53.331	1:36.417	1:18.068	110.7	5:01:07.618
80	1	5:47.252	2:55.662	1:48.523	1:03.067	72.6	5:06:54.870
81	1	3:55.588	1:09.512	1:45.659	1:00.417	107.0	5:10:50.458
82	1	3:53.185	1:11.277	1:44.419	57.489	108.1	5:14:43.643
83	1	3:38.878	1:04.837	1:38.607	55.434	115.2	5:18:22.521
84	1	3:31.669	59.117	1:37.194	55.358	119.1	5:21:54.190
85	1	3:35.457	1:02.678	1:38.110	54.669	117.0	5:25:29.647
86	1	3:38.523	1:01.383	1:39.330	57.810	115.4	5:29:08.170
87	1	3:35.439	1:02.454	1:37.191	55.794	117.0	5:32:43.609
88	1	3:36.051	1:01.694	1:38.011	56.346	116.7	5:36:19.660
89	1	3:53.297	1:04.382	1:38.583	1:10.332	108.1	5:40:12.957
90	1	4:06.494	1:15.174	1:52.676	58.644	102.3	5:44:19.451
91	1	3:40.079	1:03.449	1:39.720	56.910	114.6	5:47:59.530
92	1	3:33.010	59.621	1:37.639	55.750	118.4	5:51:32.540
93	1	3:31.916	59.218	1:35.747	56.951	119.0	5:55:04.456
94	1	3:38.572	1:02.329	1:39.302	56.941	115.4	5:58:43.028
95	1	3:42.875	1:01.810	1:41.112	59.953	113.1	6:02:25.903

15 1.Robert HAMILTON 2.Donald MOLENAAR 3.Philippe VERMAST — MARCOS 1800 GT GTP<

Lap	D	Time	Sector 1	Sector 2	Sector 3	Kph	Elapsed
1	1	4:14.100	1:27.486	1:47.193	59.421	97.5	4:14.100
2	1	3:46.404	1:02.037	1:45.850	58.517	111.4	8:00.504
3	1	3:39.724	1:00.734	1:42.920	56.070	114.8	11:40.228
4	1	3:41.728	1:01.307	1:43.431	56.990	113.7	15:21.956
5	1	3:35.126	59.568	1:40.918	54.640	117.2	18:57.082
6	1	3:34.889	59.822	1:40.516	54.551	117.3	22:31.971
7	1	3:37.691	59.784	1:42.591	55.316	115.8	26:09.662
8	1	3:38.607	59.753	1:43.823	55.031	115.3	29:48.269
9	1	3:39.859	1:00.037	1:43.751	56.071	114.7	33:28.128
10	1	3:40.470	1:00.907	1:43.270	56.293	114.4	37:08.598
11	1	3:40.491	1:00.557	1:43.388	56.546	114.4	40:49.089
12	1	3:43.224	1:01.308	1:44.819	57.097	113.0	44:32.313
13	1	3:39.272	1:00.901	1:43.094	55.277	115.0	48:11.585
14	1	3:39.592	1:00.744	1:43.200	55.648	114.8	51:51.177
15	1	3:38.288	1:01.121	1:42.009	55.158	115.5	55:29.465
16	1	3:38.310	1:00.212	1:43.162	54.936	115.5	59:07.775
17	1	3:37.123	59.828	1:42.103	55.192	116.1	1:02:44.898
18	1	3:50.104	59.474	1:44.428	1:06.202	109.6	1:06:35.002
19	1	4:12.549	1:04.696	1:51.293	1:16.560	99.8	1:10:47.551
20	1	4:41.429	1:43.050	2:01.391	56.988	89.6	1:15:28.980
21	1	3:36.661	1:00.132	1:41.157	55.372	116.4	1:19:05.641
22	1	3:36.155	59.404	1:41.637	55.114	116.6	1:22:41.796
23	1	3:38.375	1:00.111	1:42.682	55.582	115.5	1:26:20.171
24	1	3:33.978	58.386	1:41.412	54.180	117.8	1:29:54.149
25	1	3:36.096	59.894	1:42.180	54.022	116.7	1:33:30.245
26	1	3:34.798	58.310	1:41.464	55.024	117.4	1:37:05.043
27	1	3:34.898	58.054	1:41.517	55.327	117.3	1:40:39.941
28	1	3:35.126	59.419	1:40.851	54.856	117.2	1:44:15.067
29	1	3:47.195 **B**	59.520	1:42.568	1:05.107	111.0	1:48:02.262
30	1	5:48.859	3:05.385	1:45.375	58.099	72.3	1:53:51.121
31	1	3:44.107	1:02.839	1:44.328	56.940	112.5	1:57:35.228
32	1	3:43.287	1:01.028	1:44.513	57.746	112.9	2:01:18.515
33	1	3:44.068	1:02.141	1:44.234	57.693	112.5	2:05:02.583
34	1	3:43.927	1:00.699	1:44.023	59.205	112.6	2:08:46.510
35	1	3:44.639	1:01.502	1:44.660	58.477	112.2	2:12:31.149
36	1	3:41.700	1:01.644	1:44.685	55.371	113.7	2:16:12.849
37	1	3:41.379	1:02.120	1:43.596	55.663	113.9	2:19:54.228
38	1	3:37.782	1:01.089	1:42.101	54.592	115.8	2:23:32.010
39	1	3:38.416	1:00.751	1:43.190	54.475	115.4	2:27:10.426
40	1	3:37.725	1:00.780	1:43.049	53.896	115.8	2:30:48.151
41	1	3:37.555	1:00.933	1:40.920	55.702	115.9	2:34:25.706
42	1	3:36.748	1:00.462	1:41.323	54.963	116.3	2:38:02.454
43	1	3:34.138	1:00.198	1:39.436	54.504	117.7	2:41:36.592
44	1	3:34.272	59.079	1:40.556	54.637	117.7	2:45:10.864
45	1	3:34.546	1:01.051	1:40.005	53.490	117.5	2:48:45.410
46	1	3:29.198	58.588	1:38.505	52.105	120.5	2:52:14.608
47	1	3:25.731	58.823	1:34.436	52.472	122.6	2:55:40.339
48	1	3:30.727	59.067	1:38.702	52.958	119.7	2:59:11.066
49	1	3:24.588	58.211	1:35.277	51.100	123.2	3:02:35.654

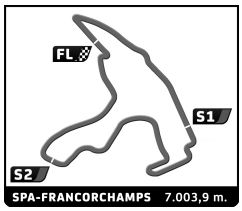

Spa Six Hours Endurance
SPA SIX HOURS
Race
Analysis

Personal Best | Session Best | **B** Crossing the finish line in pit lane

Lap	D	Time	Sector 1	Sector 2	Sector 3	Kph	Elapsed
50	1	3:19.366	57.205	1:30.935	51.226	126.5	3:05:55.020
51	1	3:21.388	56.307	1:32.776	52.305	125.2	3:09:16.408
52	1	3:21.844	56.324	1:33.014	52.506	124.9	3:12:38.252
53	1	3:18.737	57.502	1:30.795	50.440	126.9	3:15:56.989
54	1	3:17.435	56.166	1:29.797	51.472	127.7	3:19:14.424
55	1	3:52.334	1:06.050	1:40.344	1:05.940	108.5	3:23:06.758
56	1	4:28.660 **B**	1:04.409	1:49.198	1:35.053	93.9	3:27:35.418
57	1	10:16.320	7:45.308	1:36.332	54.680	40.9	3:37:51.738
58	1	3:18.977	58.260	1:29.884	50.833	126.7	3:41:10.715
59	1	3:21.903	57.195	1:31.954	52.754	124.9	3:44:32.618
60	1	3:21.175	57.366	1:31.548	52.261	125.3	3:47:53.793
61	1	3:13.935	55.920	1:28.769	49.246	130.0	3:51:07.728
62	1	3:14.007	57.046	1:26.928	50.033	130.0	3:54:21.735
63	1	3:16.886	56.102	1:31.726	49.058	128.1	3:57:38.621
64	1	3:14.959	56.955	1:27.551	50.453	129.3	4:00:53.580
65	1	3:12.887	55.470	1:26.092	51.325	130.7	4:04:06.467
66	1	3:13.598	54.577	1:29.219	49.802	130.2	4:07:20.065
67	1	3:13.574	55.723	1:28.677	49.174	130.3	4:10:33.639
68	1	3:11.524	56.340	1:25.950	49.234	131.7	4:13:45.163
69	1	3:10.356	54.330	1:25.901	50.125	132.5	4:16:55.519
70	1	3:08.080	54.466	1:25.177	48.437	134.1	4:20:03.599
71	1	3:07.244	54.400	1:24.845	47.999	134.7	4:23:10.843
72	1	3:10.501	54.490	1:27.519	48.492	132.4	4:26:21.344
73	1	3:07.391	54.213	1:24.969	48.209	134.6	4:29:28.735
74	1	3:07.918	54.018	1:25.411	48.489	134.2	4:32:36.653
75	1	3:16.471	56.835	1:29.576	50.060	128.3	4:35:53.124
76	1	3:08.703	54.162	1:26.555	47.986	133.6	4:39:01.827
77	1	3:08.204	53.566	1:25.605	49.033	134.0	4:42:10.031
78	1	3:07.082	54.007	1:25.418	47.657	134.8	4:45:17.113
79	1	3:06.798	55.364	1:23.932	47.502	135.0	4:48:23.911
80	1	3:07.391	53.087	1:25.364	48.940	134.6	4:51:31.302
81	1	3:09.151	53.917	1:27.148	48.086	133.3	4:54:40.453
82	1	3:16.209	53.295	1:33.828	49.086	128.5	4:57:56.662
83	1	3:48.819	54.205	1:51.636	1:02.978	110.2	5:01:45.481
84	1	3:46.523	1:01.254	1:33.714	1:11.555	111.3	5:05:32.004
85	1	4:45.252	1:15.644	1:58.766	1:30.842	88.4	5:10:17.256
86	1	3:59.925	1:23.407	1:44.527	51.991	105.1	5:14:17.181
87	1	3:11.932	55.832	1:26.817	49.283	131.4	5:17:29.113
88	1	3:06.916	54.374	1:24.559	47.983	134.9	5:20:36.029
89	1	3:07.492	52.833	1:26.225	48.434	134.5	5:23:43.521
90	1	3:07.006	52.837	1:24.739	49.430	134.8	5:26:50.527
91	1	3:10.800	53.945	1:26.649	50.206	132.1	5:30:01.327
92	1	3:08.538	53.410	1:26.103	49.025	133.7	5:33:09.865
93	1	3:07.499	54.149	1:25.082	48.268	134.5	5:36:17.364
94	1	3:26.960	57.837	1:28.480	1:00.643	121.8	5:39:44.324
95	1	3:35.793	1:00.625	1:35.346	59.822	116.8	5:43:20.117
96	1	3:09.508	53.293	1:27.962	48.253	133.1	5:46:29.625
97	1	3:12.005	56.153	1:27.087	48.765	131.3	5:49:41.630
98	1	3:07.644	52.850	1:26.040	48.754	134.4	5:52:49.274
99	1	3:10.606	52.687	1:27.588	50.331	132.3	5:55:59.880
100	1	3:08.598	53.795	1:25.331	49.472	133.7	5:59:08.478

16 1.John CLARK 2.Alasdair McCAIG 3.Andrew SMITH — JAGUAR E Type Lightweight GTS12

Lap	D	Time	Sector 1	Sector 2	Sector 3	Kph	Elapsed
1	1	3:40.605	1:02.056	1:41.693	56.856	112.3	3:40.605
2	1	3:36.958	59.412	1:41.583	55.963	116.2	7:17.563
3	1	3:30.936	58.003	1:38.906	54.027	119.5	10:48.499
4	1	3:29.065	55.901	1:38.234	54.930	120.6	14:17.564
5	1	3:29.151	57.099	1:38.076	53.976	120.6	17:46.715

17 1.Richard FRANKEL 2.Andrew FRANKEL 3.Louis FRANKEL — FORD Falcon CT10

Lap	D	Time	Sector 1	Sector 2	Sector 3	Kph	Elapsed
1	1	4:36.485	1:49.433	1:46.895	1:00.157	89.6	4:36.485
2	1	3:42.932	1:02.595	1:41.917	58.420	113.1	8:19.417
3	1	3:51.278	1:04.387	1:44.538	1:02.353	109.0	12:10.695
4	1	3:45.829	1:03.892	1:43.146	58.791	111.7	15:56.524
5	1	3:39.073	1:00.662	1:41.085	57.326	115.1	19:35.597
6	1	3:42.101	1:00.437	1:44.086	57.578	113.5	23:17.698
7	1	3:46.652	1:01.761	1:44.507	1:00.384	111.2	27:04.350
8	1	3:42.327	1:02.043	1:42.712	57.572	113.4	30:46.677
9	1	3:42.061	1:01.072	1:43.397	57.592	113.5	34:28.738
10	1	3:40.672	1:00.252	1:42.962	57.458	114.3	38:09.410
11	1	3:44.804	1:00.841	1:44.343	59.620	112.2	41:54.214
12	1	3:53.480	1:04.306	1:48.353	1:00.821	108.0	45:47.694
13	1	3:46.745	1:02.726	1:44.029	59.990	111.2	49:34.439
14	1	3:43.543	1:02.140	1:43.376	58.027	112.8	53:17.982
15	1	3:43.907	1:00.858	1:43.538	59.511	112.6	57:01.889
16	1	3:46.050	1:04.438	1:44.110	57.502	111.5	1:00:47.939
17	1	3:49.829	1:03.924	1:45.017	1:00.888	109.7	1:04:37.768
18	1	4:58.095	1:12.037	2:11.711	1:34.347	84.6	1:09:35.863
19	1	4:28.264	1:18.523	1:55.765	1:13.976	94.0	1:14:04.127
20	1	3:44.619	1:02.761	1:43.811	58.047	112.3	1:17:48.746
21	1	3:42.924	1:00.304	1:44.233	58.387	113.1	1:21:31.670
22	1	3:42.573	1:01.475	1:43.271	57.827	113.3	1:25:14.243
23	1	3:39.430	59.949	1:43.170	56.311	114.9	1:28:53.673
24	1	3:39.490	1:00.205	1:42.093	57.192	114.9	1:32:33.163
25	1	3:43.407	1:01.905	1:44.143	57.359	112.9	1:36:16.570
26	1	3:40.543	1:01.149	1:42.677	56.717	114.3	1:39:57.113
27	1	3:42.212	1:01.637	1:43.036	57.539	113.5	1:43:39.325
28	1	3:47.298	1:02.293	1:45.568	59.437	110.9	1:47:26.623
29	1	3:39.988	1:01.084	1:42.611	56.293	114.6	1:51:06.611
30	1	4:01.416 **B**	1:02.247	1:48.177	1:10.992	104.4	1:55:08.027
31	1	13:27.582	...	1:42.388	59.249	31.2	2:08:35.609
32	1	3:44.489	1:00.738	1:43.022	1:00.729	112.3	2:12:20.098
33	1	3:43.790	1:02.728	1:42.919	58.143	112.7	2:16:03.888
34	1	3:39.189	1:01.608	1:41.452	56.129	115.0	2:19:43.077
35	1	3:38.414	59.944	1:40.367	58.103	115.4	2:23:21.491
36	1	3:36.221	1:01.013	1:39.695	55.513	116.6	2:26:57.712
37	1	3:38.134	59.741	1:40.802	57.591	115.6	2:30:35.846
38	1	3:35.215	59.335	1:40.381	55.499	117.2	2:34:11.061
39	1	3:37.471	1:01.343	1:42.159	53.969	115.9	2:37:48.532
40	1	3:34.510	58.170	1:40.277	56.063	117.5	2:41:23.042
41	1	3:47.147	1:03.035	1:48.061	56.051	111.0	2:45:10.189
42	1	3:38.024	1:00.379	1:42.733	54.912	115.6	2:48:48.213
43	1	3:28.461	59.624	1:36.305	52.532	121.0	2:52:16.674
44	1	3:28.101	59.068	1:36.518	52.515	121.2	2:55:44.775
45	1	3:30.106	57.964	1:37.936	54.206	120.0	2:59:14.881
46	1	3:28.702	58.830	1:36.878	52.994	120.8	3:02:43.583
47	1	3:22.417	57.058	1:33.075	52.284	124.6	3:06:06.000
48	1	3:28.297	58.755	1:35.225	54.317	121.0	3:09:34.297
49	1	3:25.702	58.581	1:33.822	53.299	122.6	3:12:59.999
50	1	3:23.717	56.997	1:33.860	52.860	123.8	3:16:23.716
51	1	3:22.240	56.740	1:31.558	53.942	124.7	3:19:45.956
52	1	3:41.164	1:02.588	1:35.509	1:03.067	114.0	3:23:27.120
53	1	4:23.978	1:03.036	1:45.457	1:35.485	95.5	3:27:51.098
54	1	4:41.248	1:08.439	1:56.797	1:36.012	89.7	3:32:32.346

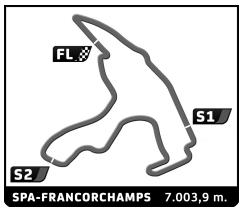

Spa Six Hours Endurance
SPA SIX HOURS
Race
Analysis

Personal Best | Session Best | B Crossing the finish line in pit lane

Lap	D	Time	Sector 1	Sector 2	Sector 3	Kph	Elapsed
55	1	4:33.524	1:22.339	1:50.595	1:20.590	92.2	3:37:05.870
56	1	3:53.597	1:11.920	1:40.652	1:01.025	107.9	3:40:59.467
57	1	3:28.884	1:01.203	1:33.388	54.293	120.7	3:44:28.351
58	1	3:24.672	57.902	1:33.021	53.749	123.2	3:47:53.023
59	1	3:45.249 B	1:00.624	1:40.012	1:04.613	111.9	3:51:38.272
60	1	13:17.108	...	1:36.400	51.869	31.6	4:04:55.380
61	1	3:22.761	56.381	1:32.880	53.500	124.4	4:08:18.141
62	1	3:23.297	58.272	1:32.398	52.627	124.0	4:11:41.438
63	1	3:17.771	56.454	1:31.588	49.729	127.5	4:14:59.209
64	1	3:22.753	56.602	1:34.315	51.836	124.4	4:18:21.962
65	1	3:19.251	57.075	1:31.800	50.376	126.5	4:21:41.213
66	1	3:16.589	55.587	1:30.552	50.450	128.3	4:24:57.802
67	1	3:18.221	55.371	1:32.538	50.312	127.2	4:28:16.023
68	1	3:16.681	56.144	1:30.510	50.027	128.2	4:31:32.704
69	1	3:14.439	54.853	1:29.889	49.697	129.7	4:34:47.143
70	1	3:17.327	55.179	1:29.595	52.553	127.8	4:38:04.470
71	1	3:17.153	56.306	1:30.714	50.133	127.9	4:41:21.623
72	1	3:15.671	54.960	1:31.103	49.608	128.9	4:44:37.294
73	1	3:17.782	55.311	1:30.191	52.280	127.5	4:47:55.076
74	1	3:18.974	57.235	1:31.150	50.589	126.7	4:51:14.050
75	1	3:22.365	55.958	1:33.031	53.376	124.6	4:54:36.415
76	1	3:21.576	55.721	1:34.358	51.497	125.1	4:57:57.991
77	1	3:54.510	57.338	1:54.288	1:02.884	107.5	5:01:52.501
78	1	3:46.776	1:06.139	1:35.822	1:04.815	111.2	5:05:39.277
79	1	4:46.487	1:13.472	1:56.820	1:36.195	88.0	5:10:25.764
80	1	3:52.880	1:19.059	1:41.756	52.065	108.3	5:14:18.644
81	1	3:19.218	57.665	1:29.000	52.553	126.6	5:17:37.862
82	1	3:17.779	55.917	1:32.558	49.304	127.5	5:20:55.641
83	1	3:15.415	54.871	1:29.727	50.817	129.0	5:24:11.056
84	1	3:13.629	54.539	1:29.441	49.649	130.2	5:27:24.685
85	1	3:18.750	56.827	1:32.390	49.533	126.9	5:30:43.435
86	1	3:16.381	55.257	1:31.730	49.394	128.4	5:33:59.816

18 1.Robert RAWE 2.Jack CHATHAM — TRIUMPH TR4 GTS11

Lap	D	Time	Sector 1	Sector 2	Sector 3	Kph	Elapsed
1	1	4:42.503	1:53.401	1:49.069	1:00.033	87.7	4:42.503
2	1	3:46.325	1:02.069	1:45.669	58.587	111.4	8:28.828
3	1	3:44.083	1:01.963	1:43.532	58.588	112.5	12:12.911
4	1	3:44.610	1:02.165	1:43.110	59.335	112.3	15:57.521
5	1	3:40.209	1:00.897	1:42.323	56.989	114.5	19:37.730
6	1	3:42.982	1:01.269	1:43.366	58.347	113.1	23:20.712
7	1	3:45.632	1:03.045	1:44.324	58.263	111.7	27:06.344
8	1	3:43.433	1:02.836	1:43.644	56.953	112.8	30:49.777
9	1	3:42.798	1:00.867	1:44.372	57.559	113.2	34:32.575
10	1	3:42.520	1:01.077	1:43.663	57.780	113.3	38:15.095
11	1	3:47.836	1:01.116	1:44.457	1:02.263	110.7	42:02.931
12	1	3:51.911	1:03.778	1:48.204	59.929	108.7	45:54.842
13	1	3:46.479	1:03.939	1:44.956	57.584	111.3	49:41.321
14	1	3:41.518	1:01.356	1:43.376	56.786	113.8	53:22.839
15	1	3:47.955	1:00.892	1:50.577	56.486	110.6	57:10.794
16	1	3:41.833	1:02.286	1:42.524	57.023	113.7	1:00:52.627
17	1	3:45.882	1:02.393	1:42.853	1:00.636	111.6	1:04:38.509
18	1	4:58.370	1:11.691	2:12.499	1:34.180	84.5	1:09:36.879
19	1	4:28.431	1:18.541	1:55.692	1:14.198	93.9	1:14:05.310
20	1	3:44.371	1:02.306	1:44.560	57.505	112.4	1:17:49.681
21	1	3:45.884	1:02.125	1:45.024	58.735	111.6	1:21:35.565
22	1	3:42.284	1:01.732	1:43.541	57.011	113.4	1:25:17.849
23	1	3:42.671	1:00.990	1:44.552	57.129	113.2	1:29:00.520
24	1	3:41.970	1:01.041	1:43.663	57.266	113.6	1:32:42.490
25	1	3:54.151 B	1:04.406	1:44.498	1:05.247	107.7	1:36:36.641
26	1	5:14.022	2:30.938	1:44.092	58.992	80.3	1:41:50.663
27	1	3:42.634	1:02.465	1:43.402	56.767	113.3	1:45:33.297
28	1	3:41.304	1:00.994	1:43.379	56.931	113.9	1:49:14.601
29	1	3:42.734	1:03.184	1:42.159	57.391	113.2	1:52:57.335
30	1	3:44.019	1:02.602	1:42.421	58.996	112.6	1:56:41.354
31	1	3:43.235	1:03.381	1:43.646	56.208	112.9	2:00:24.589
32	1	3:44.930	1:06.105	1:42.765	56.060	112.1	2:04:09.519
33	1	3:43.534	1:01.178	1:44.328	58.028	112.8	2:07:53.053
34	1	3:42.982	1:01.112	1:42.736	59.134	113.1	2:11:36.035
35	1	3:39.559	1:01.182	1:42.174	56.203	114.8	2:15:15.594
36	1	3:37.141	1:01.013	1:40.707	55.421	116.1	2:18:52.735
37	1	3:38.543	1:01.753	1:41.874	54.916	115.4	2:22:31.278
38	1	3:33.967	1:00.128	1:39.323	54.516	117.8	2:26:05.245
39	1	3:38.117	1:03.240	1:39.360	55.517	115.6	2:29:43.362
40	1	3:36.974	59.566	1:39.322	58.086	116.2	2:33:20.336
41	1	3:37.456	1:00.351	1:42.970	54.135	116.0	2:36:57.792
42	1	3:32.375	59.125	1:39.131	54.119	118.7	2:40:30.167
43	1	3:33.117	58.868	1:39.086	55.163	118.3	2:44:03.284
44	1	3:30.690	58.937	1:38.400	53.353	119.7	2:47:33.974
45	1	3:27.785	1:00.332	1:35.170	52.283	121.3	2:51:01.759
46	1	3:31.471	1:00.082	1:36.419	54.970	119.2	2:54:33.230
47	1	3:28.831	1:00.072	1:36.246	52.513	120.7	2:58:02.061
48	1	3:29.260	1:00.629	1:35.241	53.390	120.5	3:01:31.321
49	1	3:20.956	57.628	1:31.547	51.781	125.5	3:04:52.277
50	1	3:32.750 B	57.886	1:32.327	1:02.537	118.5	3:08:25.027

19 1.Emiel DE WEERDT 2.Ludo KERKHOFS 3.Luc BRANCKAERTS — FORD Mustang CT10

Lap	D	Time	Sector 1	Sector 2	Sector 3	Kph	Elapsed
1	1	4:37.266	1:51.533	1:46.457	59.276	89.4	4:37.266
2	1	3:44.334	1:02.049	1:43.257	59.028	112.4	8:21.600
3	1	3:46.439	1:01.244	1:44.505	1:00.690	111.4	12:08.039
4	1	3:42.265	1:00.576	1:43.341	58.348	113.4	15:50.304
5	1	3:42.771	1:01.155	1:43.886	57.730	113.2	19:33.075
6	1	3:45.973	1:00.942	1:45.703	59.328	111.6	23:19.048
7	1	3:46.576	1:02.329	1:46.186	58.061	111.3	27:05.624
8	1	3:44.837	1:02.652	1:45.034	57.151	112.1	30:50.461
9	1	3:39.299	59.785	1:42.291	57.223	115.0	34:29.760
10	1	3:40.273	59.901	1:43.049	57.323	114.5	38:10.033
11	1	3:46.396	1:00.866	1:44.923	1:00.607	111.4	41:56.429
12	1	3:51.708	1:02.743	1:47.813	1:01.152	108.8	45:48.137
13	1	3:47.606	1:04.069	1:45.024	58.513	110.8	49:35.743
14	1	3:43.105	1:01.207	1:44.123	57.775	113.0	53:18.848
15	1	3:43.849	1:00.370	1:44.831	58.648	112.6	57:02.697
16	1	3:41.339	1:02.996	1:42.299	56.044	113.9	1:00:44.036
17	1	3:40.748	1:00.332	1:42.470	57.946	114.2	1:04:24.784
18	1	5:00.185	1:10.838	2:18.843	1:30.504	84.0	1:09:24.969
19	1	4:32.711	1:21.736	1:58.432	1:12.543	92.5	1:13:57.680
20	1	3:43.660	1:00.697	1:44.710	58.253	112.7	1:17:41.340
21	1	3:42.245	59.613	1:46.184	56.448	113.5	1:21:23.585
22	1	3:40.580	59.654	1:44.261	56.665	114.3	1:25:04.165
23	1	3:37.263	59.926	1:41.956	55.381	116.1	1:28:41.428
24	1	3:38.389	59.927	1:42.427	56.035	115.5	1:32:19.817
25	1	3:38.499	59.173	1:42.461	56.865	115.4	1:35:58.316
26	1	3:38.875	1:00.614	1:42.574	55.687	115.2	1:39:37.191
27	1	3:41.483	1:00.445	1:42.850	58.188	113.8	1:43:18.674
28	1	3:38.383	1:01.003	1:41.664	55.716	115.5	1:46:57.057

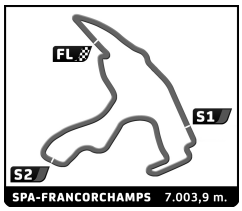

Spa Six Hours Endurance

SPA SIX HOURS

Race

Analysis

Personal Best | Session Best | **B** Crossing the finish line in pit lane

Lap	D	Time	Sector 1	Sector 2	Sector 3	Kph	Elapsed
29	1	3:37.892	58.601	1:42.135	57.156	115.7	1:50:34.949
30	1	3:38.407	1:00.537	1:40.869	57.001	115.4	1:54:13.356
31	1	3:53.381 B	1:00.582	1:43.024	1:09.775	108.0	1:58:06.737
32	1	12:11.252	9:18.711	1:49.537	1:03.004	34.5	2:10:17.989
33	1	3:57.256	1:05.806	1:49.961	1:01.489	106.3	2:14:15.245
34	1	3:50.741	1:04.415	1:46.649	59.677	109.3	2:18:05.986
35	1	3:48.286	1:02.269	1:46.861	59.156	110.4	2:21:54.272
36	1	3:48.322	1:03.576	1:45.502	59.244	110.4	2:25:42.594
37	1	3:48.363	1:03.075	1:48.094	57.194	110.4	2:29:30.957
38	1	3:47.189	1:02.254	1:45.693	59.242	111.0	2:33:18.146
39	1	3:46.999	1:02.608	1:46.759	57.632	111.1	2:37:05.145
40	1	3:37.900	1:01.274	1:39.806	56.820	115.7	2:40:43.045
41	1	3:39.619	1:02.155	1:40.605	56.859	114.8	2:44:22.664
42	1	3:40.171	59.802	1:41.093	59.276	114.5	2:48:02.835
43	1	3:39.353	1:03.686	1:41.450	54.217	114.9	2:51:42.188
44	1	3:33.539	59.942	1:39.715	53.882	118.1	2:55:15.727
45	1	3:29.573	58.907	1:36.190	54.476	120.3	2:58:45.300
46	1	3:31.636	58.515	1:37.696	55.425	119.1	3:02:16.936
47	1	3:31.621	58.606	1:35.768	57.247	119.1	3:05:48.557
48	1	3:30.919	58.697	1:37.064	55.158	119.5	3:09:19.476
49	1	3:26.980	58.132	1:36.212	52.636	121.8	3:12:46.456
50	1	3:25.077	58.098	1:35.296	51.683	122.9	3:16:11.533
51	1	3:23.485	58.492	1:32.628	52.365	123.9	3:19:35.018
52	1	3:45.486	1:01.152	1:38.045	1:06.289	111.8	3:23:20.504
53	1	4:25.209	1:06.085	1:45.820	1:33.304	95.1	3:27:45.713
54	1	4:43.312	1:11.185	1:56.966	1:35.161	89.0	3:32:29.025
55	1	4:31.664	1:20.926	1:52.436	1:18.302	92.8	3:37:00.689
56	1	3:58.121	1:12.477	1:42.453	1:03.191	105.9	3:40:58.810
57	1	3:36.214	1:06.389	1:36.696	53.129	116.6	3:44:35.024
58	1	3:25.933	1:00.417	1:32.185	53.331	122.4	3:48:00.957
59	1	3:23.999	58.331	1:33.300	52.368	123.6	3:51:24.956
60	1	3:26.241	58.493	1:34.829	52.919	122.3	3:54:51.197
61	1	3:41.936 B	59.563	1:34.525	1:07.848	113.6	3:58:33.133
62	1	20:51.133	...	1:34.207	54.823	20.2	4:19:24.266
63	1	3:29.724	59.411	1:35.985	54.328	120.2	4:22:53.990
64	1	3:21.428	56.989	1:33.184	51.255	125.2	4:26:15.418
65	1	3:21.037	57.154	1:32.274	51.609	125.4	4:29:36.455
66	1	3:21.517	56.944	1:32.568	52.005	125.1	4:32:57.972
67	1	3:22.135	56.844	1:31.842	53.449	124.7	4:36:20.107
68	1	3:46.181 B	59.657	1:39.215	1:07.309	111.5	4:40:06.288

20 1.Christian DUMOLIN 3.Marc DEVIS 2.Pierre-Alain THIBAUT — FORD Shelby Mustang 350 GT GTS12

Lap	D	Time	Sector 1	Sector 2	Sector 3	Kph	Elapsed
1	1	4:16.776	1:26.719	1:48.931	1:01.126	96.5	4:16.776
2	1	3:48.878	1:02.437	1:45.118	1:01.323	110.2	8:05.654
3	1	3:41.239	1:01.536	1:42.565	57.138	114.0	11:46.893
4	1	3:46.294	1:02.553	1:46.005	57.736	111.4	15:33.187
5	1	3:43.953	1:02.435	1:44.542	56.976	112.6	19:17.140
6	1	3:42.128	59.821	1:43.589	58.718	113.5	22:59.268
7	1	3:46.305	1:02.606	1:46.106	57.593	111.4	26:45.573
8	1	3:41.918	1:00.059	1:43.441	58.418	113.6	30:27.491
9	1	3:46.729	1:00.968	1:45.272	1:00.489	111.2	34:14.220
10	1	3:48.065	1:01.200	1:45.794	1:01.071	110.6	38:02.285
11	1	4:09.484 B	1:03.513			101.1	42:11.769
12	1	11:09.045	8:28.785	1:44.103	56.157	37.7	53:20.814
13	1	3:37.179	59.862	1:42.311	55.006	116.1	56:57.993
14	1	3:47.286	1:09.294	1:43.436	54.556	110.9	1:00:45.279
15	1	3:34.770	58.662	1:40.424	55.684	117.4	1:04:20.049
16	1	4:57.131	1:11.336	2:19.025	1:26.770	84.9	1:09:17.180
17	1	4:35.219	1:24.762	1:56.430	1:14.027	91.6	1:13:52.399
18	1	3:34.952	57.404	1:41.988	55.560	117.3	1:17:27.351
19	1	3:32.904	57.053	1:41.586	54.265	118.4	1:21:00.255
20	1	3:30.573	58.057	1:37.928	54.588	119.7	1:24:30.828
21	1	3:28.661	57.771	1:38.291	52.599	120.8	1:27:59.489
22	1	3:29.566	57.647	1:39.439	52.480	120.3	1:31:29.055
23	1	3:29.342	56.573	1:39.131	53.638	120.4	1:34:58.397
24	1	3:27.334	55.933	1:39.040	52.361	121.6	1:38:25.731
25	1	3:28.121	56.428	1:38.167	53.526	121.2	1:41:53.852
26	1	3:27.760	56.914	1:38.036	52.810	121.4	1:45:21.612
27	1	3:27.221	56.314	1:38.187	52.720	121.7	1:48:48.833
28	1	3:30.925	1:00.772	1:36.350	53.803	119.5	1:52:19.758
29	1	3:30.962	57.685	1:38.621	54.656	119.5	1:55:50.720
30	1	3:29.648	56.957	1:39.468	53.223	120.3	1:59:20.368
31	1	3:27.188	56.044	1:38.046	53.098	121.7	2:02:47.556
32	1	3:28.901	56.315	1:36.952	55.634	120.7	2:06:16.457
33	1	3:30.606	55.913	1:37.667	57.026	119.7	2:09:47.063
34	1	3:31.531	56.501	1:37.670	57.360	119.2	2:13:18.594
35	1	3:28.105	56.385	1:38.198	53.522	121.2	2:16:46.699
36	1	3:25.266	56.032	1:37.426	51.808	122.8	2:20:11.965
37	1	3:22.878	55.631	1:36.202	51.045	124.3	2:23:34.843
38	1	3:21.922	55.485	1:35.115	51.322	124.9	2:26:56.765
39	1	3:22.165	55.518	1:35.434	51.213	124.7	2:30:18.930
40	1	3:22.824	54.911	1:36.238	51.675	124.3	2:33:41.754
41	1	3:21.073	54.738	1:35.107	51.228	125.4	2:37:02.827
42	1	3:20.873	55.146	1:35.232	50.495	125.5	2:40:23.700
43	1	3:20.799	54.377	1:34.592	51.830	125.6	2:43:44.499
44	1	3:18.137	55.096	1:33.091	49.950	127.3	2:47:02.636
45	1	3:15.228	53.963	1:31.859	49.406	129.2	2:50:17.864
46	1	3:17.898	55.231	1:31.933	50.734	127.4	2:53:35.762
47	1	3:18.179	55.480	1:31.377	51.322	127.2	2:56:53.941
48	1	3:15.250	55.577	1:30.925	48.748	129.1	3:00:09.191
49	1	3:13.718	53.460	1:30.897	49.361	130.2	3:03:22.909
50	1	3:12.580	53.465	1:31.671	47.444	130.9	3:06:35.489
51	1	3:11.337	54.834	1:28.181	48.322	131.8	3:09:46.826
52	1	3:07.998	53.704	1:27.262	47.032	134.1	3:12:54.824
53	1	:07:41.656 B	52.845			6.2	4:20:36.480

22 1.Henry HAMUNEN 2.Peter HILTUNEN — FORD Shelby Mustang 350 GT GTS12

Lap	D	Time	Sector 1	Sector 2	Sector 3	Kph	Elapsed
1	1	4:05.807	1:22.060	1:44.271	59.476	100.8	4:05.807
2	1	3:37.116	59.792	1:41.628	55.696	116.1	7:42.923
3	1	3:34.368	58.158	1:40.167	56.043	117.6	11:17.291
4	1	3:37.589	58.519	1:41.464	57.606	115.9	14:54.880
5	1	3:35.754	59.594	1:41.708	54.452	116.9	18:30.634
6	1	3:37.478	1:00.229	1:42.511	54.738	115.9	22:08.112
7	1	3:35.809	58.829	1:41.731	55.249	116.8	25:43.921
8	1	3:37.335	1:00.213	1:41.894	55.228	116.0	29:21.256
9	1	3:37.660	58.417	1:43.234	56.009	115.8	32:58.916
10	1	3:40.754	59.224	1:42.952	58.578	114.2	36:39.670
11	1	3:40.909	58.777	1:43.864	58.268	114.1	40:20.579
12	1	3:41.947	59.727	1:42.644	59.576	113.6	44:02.526
13	1	3:42.641	1:00.819	1:43.590	58.232	113.3	47:45.167
14	1	3:39.075	1:00.390	1:42.445	56.240	115.1	51:24.242
15	1	3:37.940	58.461	1:43.249	56.230	115.7	55:02.182
16	1	3:37.268	58.613	1:42.284	56.371	116.1	58:39.450
17	1	3:38.225	58.443	1:42.917	56.865	115.5	1:02:17.675

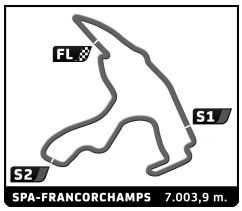

Spa Six Hours Endurance

SPA SIX HOURS

Race

Analysis

Personal Best | Session Best | B Crossing the finish line in pit lane

Lap	D	Time	Sector 1	Sector 2	Sector 3	Kph	Elapsed
18	1	3:51.742	58.123	1:47.344	1:06.275	108.8	1:06:09.417
19	1	4:32.822	1:20.412	1:55.409	1:17.001	92.4	1:10:42.239
20	1	4:48.179	1:43.068	2:04.934	1:00.177	87.5	1:15:30.418
21	1	3:39.673	58.737	1:43.042	57.894	114.8	1:19:10.091
22	1	3:38.897	58.484	1:43.446	56.967	115.2	1:22:48.988
23	1	3:39.913	58.202	1:43.397	58.314	114.7	1:26:28.901
24	1	3:38.834	58.628	1:43.057	57.149	115.2	1:30:07.735
25	1	3:39.832	59.655	1:43.803	56.374	114.7	1:33:47.567
26	1	3:37.702	58.415	1:42.786	56.501	115.8	1:37:25.269
27	1	3:37.336	58.385	1:42.178	56.773	116.0	1:41:02.605
28	1	3:42.063	1:01.463	1:44.116	56.484	113.5	1:44:44.668
29	1	3:37.483	58.380	1:43.033	56.070	115.9	1:48:22.151
30	1	3:36.909	58.847	1:42.151	55.911	116.2	1:51:59.060
31	1	3:37.642	58.463	1:41.040	58.139	115.9	1:55:36.702
32	1	3:36.530	58.483	1:42.289	55.758	116.4	1:59:13.232
33	1	3:37.327	58.376	1:42.476	56.475	116.0	2:02:50.559
34	1	3:35.382	58.615	1:41.212	55.555	117.1	2:06:25.941
35	1	3:34.402	58.708	1:40.829	54.865	117.6	2:10:00.343
36	1	3:36.434	58.197	1:41.965	56.272	116.5	2:13:36.777
37	1	3:35.505	1:00.447	1:40.339	54.719	117.0	2:17:12.282
38	1	3:41.649 B	58.465	1:38.834	1:04.350	113.8	2:20:53.931
39	1	13:34.713	...	1:46.402	57.175	30.9	2:34:28.644
40	1	3:36.498	1:00.661	1:40.832	55.005	116.5	2:38:05.142
41	1	3:34.574	1:00.056	1:40.978	53.540	117.5	2:41:39.716
42	1	3:34.834	59.922	1:39.388	55.524	117.4	2:45:14.550
43	1	3:32.234	59.275	1:40.730	52.229	118.8	2:48:46.784
44	1	3:25.985	56.891	1:37.929	51.165	122.4	2:52:12.769
45	1	3:23.662	56.392	1:35.547	51.723	123.8	2:55:36.431
46	1	3:22.547	57.202	1:33.647	51.698	124.5	2:58:58.978
47	1	3:19.443	55.878	1:32.429	51.136	126.4	3:02:18.421
48	1	3:27.854	58.669	1:34.944	54.241	121.3	3:05:46.275
49	1	3:28.623	55.751	1:39.210	53.662	120.9	3:09:14.898
50	1	3:24.787	55.951	1:36.902	51.934	123.1	3:12:39.685
51	1	3:19.861	55.612	1:33.860	50.389	126.2	3:15:59.546
52	1	3:15.905	54.754	1:30.235	50.916	128.7	3:19:15.451
53	1	3:53.526	1:09.084	1:37.601	1:06.841	108.0	3:23:08.977
54	1	4:21.798	1:07.042	1:47.656	1:27.100	96.3	3:27:30.775
55	1	4:44.208	1:16.263	1:58.831	1:29.114	88.7	3:32:14.983
56	1	4:37.885	1:23.711	1:56.569	1:17.605	90.7	3:36:52.868
57	1	4:04.264	1:06.966	1:51.289	1:06.009	103.2	3:40:57.132
58	1	3:34.617	1:01.207	1:37.263	56.147	117.5	3:44:31.749
59	1	3:27.286	57.608	1:35.925	53.753	121.6	3:47:59.035
60	1	3:20.396	57.695	1:31.966	50.735	125.8	3:51:19.431
61	1	3:17.194	55.145	1:30.133	51.916	127.9	3:54:36.625
62	1	3:14.844	54.610	1:30.140	50.094	129.4	3:57:51.469
63	1	3:19.394	54.079	1:33.643	51.672	126.5	4:01:10.863
64	1	3:22.282	55.823	1:33.238	53.221	124.6	4:04:33.145
65	1	3:31.219	56.100	1:38.079	57.040	119.4	4:08:04.364
66	1	3:36.843 B	59.186	1:33.814	1:03.843	116.3	4:11:41.207
67	1	10:43.507	8:22.970	1:29.385	51.152	39.2	4:22:24.714
68	1	3:11.161	54.153	1:27.119	49.889	131.9	4:25:35.875
69	1	3:10.362	53.223	1:26.687	50.452	132.5	4:28:46.237
70	1	3:13.037	53.530	1:28.045	51.462	130.6	4:31:59.274
71	1	3:08.015	53.178	1:26.819	48.018	134.1	4:35:07.289
72	1	3:07.611	52.900	1:25.657	49.054	134.4	4:38:14.900
73	1	3:10.607	55.743	1:25.856	49.008	132.3	4:41:25.507
74	1	3:07.402	52.516	1:26.481	48.405	134.5	4:44:32.909
75	1	3:08.564	53.375	1:27.065	48.124	133.7	4:47:41.473
76	1	3:09.023	53.382	1:26.559	49.082	133.4	4:50:50.496
77	1	3:13.493	52.630	1:30.378	50.485	130.3	4:54:03.989
78	1	3:09.325	53.075	1:26.982	49.268	133.2	4:57:13.314
79	1	3:40.778	53.975	1:38.441	1:08.362	114.2	5:00:54.092
80	1	4:20.612	1:13.547	1:51.585	1:15.480	96.7	5:05:14.704
81	1	4:41.315	1:18.965	2:00.080	1:22.270	89.6	5:09:56.019
82	1	4:02.157	1:27.217	1:46.833	48.107	104.1	5:13:58.176
83	1	3:07.194	51.713	1:24.499	50.982	134.7	5:17:05.370
84	1	3:08.386	52.749	1:25.701	49.936	133.8	5:20:13.756
85	1	3:09.624	52.717	1:25.643	51.264	133.0	5:23:23.380
86	1	3:08.066	52.737	1:26.503	48.826	134.1	5:26:31.446
87	1	3:11.762	53.080	1:29.683	48.999	131.5	5:29:43.208
88	1	3:13.118	53.765	1:30.479	48.874	130.6	5:32:56.326
89	1	3:08.586	52.009	1:26.602	49.975	133.7	5:36:04.912
90	1	3:17.707	53.000	1:27.555	57.152	127.5	5:39:22.619
91	1	3:45.707	57.425	1:38.499	1:09.783	111.7	5:43:08.326
92	1	3:10.294	52.428	1:27.641	50.225	132.5	5:46:18.620
93	1	3:08.504	52.127	1:26.220	50.157	133.8	5:49:27.124
94	1	3:08.410	52.988	1:27.074	48.348	133.8	5:52:35.534
95	1	3:08.067	51.957	1:26.458	49.652	134.1	5:55:43.601
96	1	3:11.562	52.395	1:26.284	52.883	131.6	5:58:55.163
97	1	3:11.074	52.175	1:29.102	49.797	132.0	6:02:06.237

23 1.Jon MINSHAW 2.Gary PEARSON — JAGUAR E Type GTS12

Lap	D	Time	Sector 1	Sector 2	Sector 3	Kph	Elapsed
1	1	3:26.514	57.112	1:38.210	51.192	120.0	3:26.514
2	1	3:20.851	54.995	1:35.369	50.487	125.5	6:47.365
3	1	3:19.171	53.133	1:35.583	50.455	126.6	10:06.536
4	1	3:18.828	52.531	1:34.967	51.330	126.8	13:25.364
5	1	3:19.992	53.607	1:35.407	50.978	126.1	16:45.356
6	1	3:19.917	54.442	1:35.018	50.457	126.1	20:05.273
7	1	3:23.545	53.888	1:36.737	52.920	123.9	23:28.818
8	1	3:26.953	54.286	1:38.525	54.142	121.8	26:55.771
9	1	3:27.409	58.858	1:36.309	52.242	121.6	30:23.180
10	1	3:22.747	53.478	1:36.475	52.794	124.4	33:45.927
11	1	3:24.498	54.988	1:36.940	52.570	123.3	37:10.425
12	1	3:23.955	54.052	1:36.430	53.473	123.6	40:34.380
13	1	3:25.281	54.808	1:37.201	53.272	122.8	43:59.661
14	1	3:25.978	55.554	1:38.364	52.060	122.4	47:25.639
15	1	3:24.327	54.887	1:37.395	52.045	123.4	50:49.966
16	1	3:23.654	54.633	1:36.984	52.037	123.8	54:13.620
17	1	3:20.521	53.177	1:35.532	51.812	125.7	57:34.141
18	1	3:24.808	57.310	1:36.361	51.137	123.1	1:00:58.949
19	1	3:28.605	53.106	1:37.928	57.571	120.9	1:04:27.554
20	1	5:01.631	1:09.843	2:19.490	1:32.298	83.6	1:09:29.185
21	1	4:29.876	1:21.085	1:56.748	1:12.043	93.4	1:13:59.061
22	1	3:25.449	56.595	1:36.305	52.549	122.7	1:17:24.510
23	1	3:21.156	53.880	1:36.263	51.013	125.3	1:20:45.666
24	1	3:22.510	53.168	1:38.410	50.932	124.5	1:24:08.176
25	1	3:23.780	54.042	1:38.469	51.269	123.7	1:27:31.956
26	1	3:21.409	53.815	1:35.719	51.875	125.2	1:30:53.365
27	1	3:22.591	53.816	1:37.003	51.772	124.5	1:34:15.956
28	1	3:23.068	53.664	1:38.012	51.392	124.2	1:37:39.024
29	1	3:24.101	53.686	1:38.036	52.379	123.5	1:41:03.125
30	1	3:22.980	53.889	1:37.323	51.768	124.2	1:44:26.105
31	1	3:21.489	53.631	1:36.054	51.804	125.1	1:47:47.594
32	1	3:21.392	53.431	1:37.077	50.884	125.2	1:51:08.986
33	1	3:21.566	54.654	1:35.413	51.499	125.1	1:54:30.552

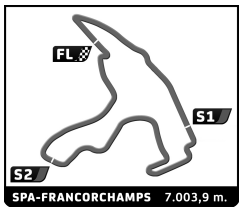

Spa Six Hours Endurance

SPA SIX HOURS

Race

Analysis

Personal Best | Session Best | **B** Crossing the finish line in pit lane

Lap	D	Time	Sector 1	Sector 2	Sector 3	Kph	Elapsed
34	1	3:22.650	55.007	1:36.496	51.147	124.4	1:57:53.202
35	1	3:22.196	54.059	1:35.910	52.227	124.7	2:01:15.398
36	1	3:24.432	54.227	1:36.400	53.805	123.3	2:04:39.830
37	1	3:24.569	53.885	1:37.704	52.980	123.3	2:08:04.399
38	1	3:25.577	53.674	1:39.444	52.459	122.7	2:11:29.976
39	1	3:21.613	53.855	1:36.466	51.292	125.1	2:14:51.589
40	1	3:20.841	53.074	1:35.987	51.780	125.5	2:18:12.430
41	1	3:19.591	53.550	1:34.674	51.367	126.3	2:21:32.021
42	1	3:26.799 **B**	53.744	1:34.607	58.448	121.9	2:24:58.820
43	1	11:24.819	8:55.953	1:37.362	51.504	36.8	2:36:23.639
44	1	3:21.051	54.841	1:35.643	50.567	125.4	2:39:44.690
45	1	3:20.239	55.049	1:34.585	50.605	125.9	2:43:04.929
46	1	3:17.628	53.963	1:34.865	48.800	127.6	2:46:22.557
47	1	3:14.926	53.538	1:32.859	48.529	129.4	2:49:37.483
48	1	3:15.960	52.843	1:32.127	50.990	128.7	2:52:53.443
49	1	3:10.372	53.101	1:29.572	47.699	132.4	2:56:03.815
50	1	3:09.734	52.069	1:27.661	50.004	132.9	2:59:13.549
51	1	3:08.177	54.183	1:26.604	47.390	134.0	3:02:21.726
52	1	3:09.506	53.234	1:26.974	49.298	133.1	3:05:31.232
53	1	3:04.031	51.310	1:24.952	47.769	137.0	3:08:35.263
54	1	3:04.404	51.219	1:26.386	46.799	136.7	3:11:39.667
55	1	3:02.092	51.090	1:23.848	47.154	138.5	3:14:41.759
56	1	3:03.099	51.822	1:24.561	46.716	137.7	3:17:44.858
57	1	3:23.500	51.140	1:30.909	1:01.451	123.9	3:21:08.358
58	1	4:14.922	1:06.873	1:39.359	1:28.690	98.9	3:25:23.280
59	1	4:48.403	1:21.941	2:05.653	1:20.809	87.4	3:30:11.683
60	1	4:42.288 **B**	1:16.629	2:06.131	1:19.528	89.3	3:34:53.971
61	1	4:39.600	2:10.158	1:27.047	1:02.395	90.2	3:39:33.571
62	1	3:17.062	53.038	1:37.026	46.998	128.0	3:42:50.633
63	1	3:03.605	52.485	1:24.857	46.263	137.3	3:45:54.238
64	1	3:00.753	49.988	1:23.356	47.409	139.5	3:48:54.991
65	1	3:04.768	49.956	1:25.828	48.984	136.5	3:51:59.759
66	1	3:02.156	50.848	1:24.229	47.079	138.4	3:55:01.915
67	1	2:58.253	49.450	1:23.337	45.466	141.5	3:58:00.168
68	1	2:57.914	50.003	1:22.143	45.768	141.7	4:00:58.082
69	1	2:57.237	49.326	1:22.081	45.830	142.3	4:03:55.319
70	1	2:57.986	49.741	1:23.001	45.244	141.7	4:06:53.305
71	1	2:58.116	50.313	1:22.544	45.259	141.6	4:09:51.421
72	1	2:59.613	48.978	1:25.296	45.339	140.4	4:12:51.034
73	1	3:02.085	50.867	1:25.122	46.096	138.5	4:15:53.119
74	1	2:58.059	49.343	1:23.594	45.122	141.6	4:18:51.178
75	1	2:57.378	49.016	1:22.595	45.767	142.1	4:21:48.556
76	1	2:58.020	48.780	1:23.864	45.376	141.6	4:24:46.576
77	1	2:54.811	48.206	1:21.282	45.323	144.2	4:27:41.387
78	1	2:55.378	48.293	1:22.401	44.684	143.8	4:30:36.765
79	1	3:07.128	49.529	1:24.661	52.938	134.7	4:33:43.893
80	1	3:01.211	49.714	1:25.280	46.217	139.1	4:36:45.104
81	1	3:01.035	50.064	1:23.566	47.405	139.3	4:39:46.139
82	1	3:01.110	49.990	1:24.426	46.694	139.2	4:42:47.249
83	1	2:58.688	49.637	1:24.103	44.948	141.1	4:45:45.937
84	1	2:57.119	48.478	1:22.643	45.998	142.4	4:48:43.056
85	1	2:57.476	48.523	1:21.791	47.162	142.1	4:51:40.532

25 1.John BURTON 2.Nick FINBURGH 3.Rob NEWALL — JAGUAR E Type GTS7

Lap	D	Time	Sector 1	Sector 2	Sector 3	Kph	Elapsed
1	1	5:29.330	2:47.490	1:44.831	57.009	75.2	5:29.330
2	1	3:37.618	59.517	1:39.673	58.428	115.9	9:06.948
3	1	3:36.807	58.955	1:42.037	55.815	116.3	12:43.755
4	1	3:34.844	58.502	1:39.672	56.670	117.4	16:18.599
5	1	3:33.716	57.972	1:40.567	55.177	118.0	19:52.315
6	1	3:38.832	1:00.720	1:40.899	57.213	115.2	23:31.147
7	1	3:38.218	58.151	1:41.246	58.821	115.5	27:09.365
8	1	3:43.328	1:02.628	1:43.005	57.695	112.9	30:52.693
9	1	3:37.602	58.782	1:41.725	57.095	115.9	34:30.295
10	1	3:40.322	1:00.848	1:42.092	57.382	114.4	38:10.617
11	1	3:48.241	1:00.745	1:44.802	1:02.694	110.5	41:58.858
12	1	3:43.812	1:01.447	1:45.114	57.251	112.7	45:42.670
13	1	3:38.922	1:00.345	1:41.178	57.399	115.2	49:21.592
14	1	3:40.113	1:00.332	1:41.113	58.668	114.6	53:01.705
15	1	3:43.279	1:00.815	1:45.277	57.187	112.9	56:44.984
16	1	3:37.416	59.996	1:42.136	55.284	116.0	1:00:22.400
17	1	3:38.450	59.118	1:41.830	57.502	115.4	1:04:00.850
18	1	5:07.694	1:21.009	2:21.531	1:25.154	81.9	1:09:08.544
19	1	4:34.090	1:25.515	1:59.167	1:09.408	92.0	1:13:42.634
20	1	3:36.686	58.535	1:42.371	55.780	116.4	1:17:19.320
21	1	3:34.847	57.876	1:41.307	55.664	117.4	1:20:54.167
22	1	3:37.148	58.630	1:40.342	58.176	116.1	1:24:31.315
23	1	3:40.629	1:01.871	1:43.522	55.236	114.3	1:28:11.944
24	1	3:34.835	58.555	1:41.113	55.167	117.4	1:31:46.779
25	1	3:31.292	57.443	1:39.876	53.973	119.3	1:35:18.071
26	1	3:32.703	57.346	1:41.172	54.185	118.5	1:38:50.774
27	1	3:32.863	56.346	1:39.778	56.739	118.5	1:42:23.637
28	1	3:31.402	57.753	1:39.699	53.950	119.3	1:45:55.039
29	1	3:31.297	57.654	1:38.872	54.771	119.3	1:49:26.336
30	1	3:33.892	57.332	1:39.687	56.873	117.9	1:53:00.228
31	1	3:33.577	57.795	1:40.324	55.458	118.1	1:56:33.805
32	1	3:32.203	58.297	1:39.934	53.972	118.8	2:00:06.008
33	1	3:31.652	58.014	1:39.143	54.495	119.1	2:03:37.660
34	1	3:31.852	57.228	1:38.896	55.728	119.0	2:07:09.512
35	1	3:34.149	58.388	1:41.690	54.071	117.7	2:10:43.661
36	1	3:34.291	57.377	1:40.260	56.654	117.7	2:14:17.952
37	1	3:29.989	57.524	1:38.818	53.647	120.1	2:17:47.941
38	1	3:30.435	57.405	1:39.386	53.644	119.8	2:21:18.376
39	1	3:32.027	1:00.621	1:38.287	53.119	118.9	2:24:50.403
40	1	3:39.227 **B**	56.760	1:39.510	1:02.957	115.0	2:28:29.630
41	1	13:02.577	...	1:40.582	53.829	32.2	2:41:32.207
42	1	3:39.309	58.852	1:44.951	55.506	115.0	2:45:11.516
43	1	3:31.986	1:01.318	1:38.524	52.144	118.9	2:48:43.502
44	1	3:29.757	57.847	1:39.106	52.804	120.2	2:52:13.259
45	1	3:25.533	58.713	1:35.267	51.553	122.7	2:55:38.792
46	1	3:26.077	56.763	1:38.322	50.992	122.4	2:59:04.869
47	1	3:20.359	55.173	1:34.525	50.661	125.8	3:02:25.228
48	1	3:18.474	54.862	1:32.160	51.452	127.0	3:05:43.702
49	1	3:22.928	56.906	1:34.839	51.183	124.3	3:09:06.630
50	1	3:16.425	54.423	1:30.816	51.186	128.4	3:12:23.055
51	1	3:17.914	55.937	1:32.059	49.918	127.4	3:15:40.969
52	1	3:16.830	54.558	1:30.564	51.708	128.1	3:18:57.799
53	1	3:45.838	1:01.637	1:39.195	1:05.006	111.6	3:22:43.637
54	1	4:34.622	1:09.677	2:01.606	1:23.339	91.8	3:27:18.259
55	1	4:46.741	1:21.639	1:58.667	1:26.435	87.9	3:32:05.000
56	1	4:36.538	1:25.349	1:58.048	1:13.141	91.2	3:36:41.538
57	1	3:53.254	1:11.805	1:50.861	50.588	108.1	3:40:34.792
58	1	3:17.904	54.479	1:30.500	52.925	127.4	3:43:52.696
59	1	3:18.719	56.043	1:31.766	50.910	126.9	3:47:11.415
60	1	3:22.970	55.031	1:34.162	53.777	124.2	3:50:34.385
61	1	3:19.074	56.709	1:32.100	50.265	126.7	3:53:53.459

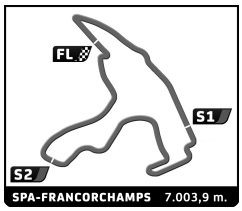

Spa Six Hours Endurance

SPA SIX HOURS

Race

Analysis

Personal Best | Session Best | **B** Crossing the finish line in pit lane

Lap	D	Time	Sector 1	Sector 2	Sector 3	Kph	Elapsed
62	1	3:17.064	55.114	1:31.582	50.368	127.9	3:57:10.523
63	1	3:16.740	55.831	1:29.851	51.058	128.2	4:00:27.263
64	1	3:14.243	55.601	1:29.412	49.230	129.8	4:03:41.506
65	1	3:15.619	54.211	1:30.000	51.408	128.9	4:06:57.125
66	1	3:22.399	56.002	1:32.719	53.678	124.6	4:10:19.524
67	1	3:15.870	53.656	1:29.081	53.133	128.7	4:13:35.394
68	1	3:15.233	55.690	1:29.382	50.161	129.1	4:16:50.627
69	1	3:15.275	54.959	1:30.460	49.856	129.1	4:20:05.902
70	1	3:21.456 B	53.160	1:29.403	58.893	125.2	4:23:27.358
71	1	9:28.212	7:04.647	1:30.853	52.712	44.4	4:32:55.570
72	1	3:21.559	56.814	1:31.936	52.809	125.1	4:36:17.129
73	1	3:11.184	53.837	1:27.157	50.190	131.9	4:39:28.313
74	1	3:12.966	54.259	1:26.792	51.915	130.7	4:42:41.279
75	1	3:11.558	54.367	1:26.415	50.776	131.6	4:45:52.837
76	1	3:12.999	54.803	1:30.023	48.173	130.6	4:49:05.836
77	1	3:26.798	51.983	1:45.215	49.600	121.9	4:52:32.634
78	1	3:18.289	53.003	1:33.942	51.344	127.2	4:55:50.923
79	1	3:17.643	54.443	1:30.695	52.505	127.6	4:59:08.566
80	1	4:40.617	1:07.522	2:16.631	1:16.464	89.9	5:03:49.183
81	1	4:38.951	1:21.233	2:06.352	1:11.366	90.4	5:08:28.134
82	1	4:24.726	1:16.128	2:03.965	1:04.633	95.2	5:12:52.860
83	1	3:15.558	57.619	1:26.728	51.211	128.9	5:16:08.418
84	1	3:10.286	52.928	1:27.672	49.686	132.5	5:19:18.704
85	1	3:09.708	53.023	1:27.253	49.432	132.9	5:22:28.412
86	1	3:13.382	52.924	1:28.872	51.586	130.4	5:25:41.794
87	1	3:09.521	52.704	1:27.369	49.448	133.0	5:28:51.315
88	1	3:07.716	52.485	1:26.030	49.201	134.3	5:31:59.031
89	1	3:08.015	52.180	1:25.832	50.003	134.1	5:35:07.046
90	1	3:12.299	54.506	1:25.880	51.913	131.1	5:38:19.345
91	1	4:29.748	1:17.227	2:05.387	1:07.134	93.5	5:42:49.093
92	1	3:16.707	54.375	1:33.331	49.001	128.2	5:46:05.800
93	1	3:06.433	52.489	1:24.781	49.163	135.2	5:49:12.233
94	1	3:16.045	53.189	1:31.276	51.580	128.6	5:52:28.278
95	1	3:14.233	53.769	1:27.063	53.401	129.8	5:55:42.511
96	1	3:12.264	52.871	1:26.018	53.375	131.1	5:58:54.775
97	1	3:14.813	53.359	1:31.054	50.400	129.4	6:02:09.588

26 1.Lee PENSON 2.Chris HOY 3.Cameron JACKSON — LOTUS Elan S1 26R GTS10

Lap	D	Time	Sector 1	Sector 2	Sector 3	Kph	Elapsed
1	1	4:09.464	1:29.539	1:42.883	57.042	99.3	4:09.464
2	1	3:34.794	58.718	1:41.065	55.011	117.4	7:44.258
3	1	3:31.933	57.979	1:39.586	54.368	119.0	11:16.191
4	1	3:32.289	58.767	1:39.200	54.322	118.8	14:48.480
5	1	3:30.488	57.225	1:38.882	54.381	119.8	18:18.968
6	1	3:29.933	57.501	1:38.979	53.453	120.1	21:48.901
7	1	3:33.363	57.002	1:41.098	55.263	118.2	25:22.264
8	1	3:31.116	58.334	1:38.922	53.860	119.4	28:53.380
9	1	3:33.924	58.204	1:40.310	55.410	117.9	32:27.304
10	1	3:32.136	57.752	1:39.454	54.930	118.9	35:59.440
11	1	3:33.840	58.629	1:39.838	55.373	117.9	39:33.280
12	1	3:37.399	59.375	1:41.073	56.951	116.0	43:10.679
13	1	3:34.421	59.067	1:40.208	55.146	117.6	46:45.100
14	1	3:33.873	59.933	1:39.047	54.893	117.9	50:18.973
15	1	3:33.128	59.216	1:39.290	54.622	118.3	53:52.101
16	1	3:29.874	57.242	1:37.819	54.813	120.1	57:21.975
17	1	3:30.592	57.684	1:38.361	54.547	119.7	1:00:52.567
18	1	3:36.675	59.068	1:40.796	56.811	116.4	1:04:29.242
19	1	5:01.691	1:09.952	2:18.786	1:32.953	83.6	1:09:30.933
20	1	4:29.106	1:20.642	1:56.260	1:12.204	93.7	1:14:00.039
21	1	3:48.167 B	59.474	1:40.684	1:08.009	110.5	1:17:48.206

27 1.Stefan ZIEGLER 2.Read GOMM 3.Marc GORDON — JAGUAR E Type GTS12

Lap	D	Time	Sector 1	Sector 2	Sector 3	Kph	Elapsed
1	1	3:59.844	1:15.201	1:44.602	1:00.041	103.3	3:59.844
2	1	3:28.835	57.247	1:38.229	53.359	120.7	7:28.679
3	1	3:30.654	55.521	1:40.990	54.143	119.7	10:59.333
4	1	3:29.687	56.223	1:39.896	53.568	120.2	14:29.020
5	1	3:26.378	55.687	1:37.934	52.757	122.2	17:55.398
6	1	3:28.369	55.443	1:38.777	54.149	121.0	21:23.767
7	1	3:32.402	56.062	1:39.190	57.150	118.7	24:56.169
8	1	3:38.369	1:00.801	1:41.913	55.655	115.5	28:34.538
9	1	3:39.809	1:01.299	1:41.157	57.353	114.7	32:14.347
10	1	3:36.505	58.252	1:41.290	56.963	116.5	35:50.852
11	1	3:37.750	59.162	1:41.632	56.956	115.8	39:28.602
12	1	3:45.523	1:01.149	1:45.965	58.409	111.8	43:14.125
13	1	3:44.287	1:00.279	1:44.292	59.716	112.4	46:58.412
14	1	3:42.414	1:00.429	1:44.233	57.752	113.4	50:40.826
15	1	3:40.716	57.260	1:46.026	57.430	114.2	54:21.542
16	1	3:38.461	59.446	1:43.762	55.253	115.4	58:00.003
17	1	3:33.048	57.531	1:41.374	54.143	118.3	1:01:33.051
18	1	3:41.868	58.006	1:42.654	1:01.208	113.6	1:05:14.919
19	1	4:41.682	1:18.159	1:58.751	1:24.772	89.5	1:09:56.601
20	1	4:22.254	1:12.477	1:59.513	1:10.264	96.1	1:14:18.855
21	1	3:34.550	57.371	1:43.034	54.145	117.5	1:17:53.405
22	1	3:35.733	57.056	1:42.465	56.212	116.9	1:21:29.138
23	1	3:32.467	57.313	1:41.043	54.111	118.7	1:25:01.605
24	1	3:30.836	55.797	1:39.608	55.431	119.6	1:28:32.441
25	1	3:32.752	56.435	1:41.609	54.708	118.5	1:32:05.193
26	1	3:35.597	56.132	1:43.597	55.868	117.0	1:35:40.790
27	1	3:33.229	56.249	1:41.716	55.264	118.2	1:39:14.019
28	1	3:33.339	57.399	1:40.847	55.093	118.2	1:42:47.358
29	1	3:34.283	57.858	1:41.332	55.093	117.7	1:46:21.641
30	1	3:34.105	57.137	1:40.837	56.131	117.8	1:49:55.746
31	1	3:41.519 B	58.031	1:41.269	1:02.219	113.8	1:53:37.265
32	1	12:22.248	9:07.920	2:18.070	56.258	34.0	2:05:59.513
33	1	3:37.206	59.397	1:42.247	55.562	116.1	2:09:36.719
34	1	3:42.495	58.381	1:45.016	59.098	113.3	2:13:19.214
35	1	3:32.848	57.366	1:41.855	53.627	118.5	2:16:52.062
36	1	3:31.595	56.590	1:41.479	53.526	119.2	2:20:23.657
37	1	3:29.493	56.674	1:39.594	53.225	120.4	2:23:53.150
38	1	3:25.797	55.211	1:38.759	51.827	122.5	2:27:18.947
39	1	3:26.533	54.791	1:39.639	52.103	122.1	2:30:45.480
40	1	3:26.569	55.236	1:37.974	53.359	122.1	2:34:12.049
41	1	3:33.147	1:00.393	1:40.326	52.428	118.3	2:37:45.196
42	1	3:29.587	56.666	1:40.220	52.701	120.3	2:41:14.783
43	1	3:23.741	54.970	1:36.517	52.254	123.8	2:44:38.524
44	1	3:23.800	54.140	1:35.309	54.351	123.7	2:48:02.324
45	1	3:19.523	55.079	1:34.100	50.344	126.4	2:51:21.847
46	1	3:16.558	53.915	1:31.834	50.809	128.3	2:54:38.405
47	1	3:19.189	54.899	1:34.821	49.469	126.6	2:57:57.594
48	1	3:17.088	54.145	1:34.095	48.848	127.9	3:01:14.682
49	1	3:11.580	52.936	1:30.371	48.273	131.6	3:04:26.262
50	1	3:16.395	53.857	1:33.183	49.355	128.4	3:07:42.657
51	1	3:15.974	55.416	1:31.967	48.591	128.7	3:10:58.631
52	1	3:12.654	54.390	1:30.102	48.162	130.9	3:14:11.285
53	1	3:09.287	52.119	1:29.885	47.283	133.2	3:17:20.572

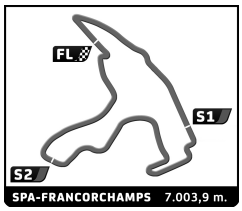

Spa Six Hours Endurance

SPA SIX HOURS

Race

Analysis

Personal Best | Session Best | **B** Crossing the finish line in pit lane

Lap	D	Time	Sector 1	Sector 2	Sector 3	Kph	Elapsed
54	1	3:14.455	53.129	1:28.966	52.360	129.7	3:20:35.027
55	1	4:32.175	1:01.267	2:04.490	1:26.418	92.6	3:25:07.202
56	1	4:51.733	1:24.437	2:09.227	1:18.069	86.4	3:29:58.935
57	1	4:38.599	1:18.444	2:07.974	1:12.181	90.5	3:34:37.534
58	1	4:34.761	1:19.991	2:10.157	1:04.613	91.8	3:39:12.295
59	1	3:15.235	54.866	1:31.732	48.637	129.1	3:42:27.530
60	1	3:09.397	52.381	1:28.615	48.401	133.1	3:45:36.927
61	1	3:10.639	52.495	1:29.015	49.129	132.3	3:48:47.566
62	1	3:10.246	52.800	1:28.292	49.154	132.5	3:51:57.812
63	1	3:13.211	54.052	1:29.328	49.831	130.5	3:55:11.023
64	1	3:12.879	52.155	1:30.131	50.593	130.7	3:58:23.902
65	1	3:19.692 **B**	53.150	1:28.447	58.095	126.3	4:01:43.594
66	1	12:36.326	...	1:40.602	54.693	33.3	4:14:19.920
67	1	3:25.610	56.145	1:35.066	54.399	122.6	4:17:45.530
68	1	3:17.307	55.213	1:29.868	52.226	127.8	4:21:02.837
69	1	3:15.855	55.926	1:30.622	49.307	128.7	4:24:18.692
70	1	3:14.082	55.424	1:28.765	49.893	129.9	4:27:32.774
71	1	3:22.153	54.939	1:30.520	56.694	124.7	4:30:54.927
72	1	3:15.748	55.515	1:29.105	51.128	128.8	4:34:10.675
73	1	3:12.620	52.750	1:29.675	50.195	130.9	4:37:23.295
74	1	3:10.261	55.909	1:25.425	48.927	132.5	4:40:33.556
75	1	3:13.743	53.355	1:29.569	50.819	130.1	4:43:47.299
76	1	3:09.337	51.812	1:26.096	51.429	133.2	4:46:56.636
77	1	3:44.714	53.683	1:57.050	53.981	112.2	4:50:41.350
78	1	3:16.659	54.547	1:30.083	52.029	128.2	4:53:58.009
79	1	3:11.346	52.187	1:28.601	50.558	131.8	4:57:09.355
80	1	3:51.795 **B**	57.693	1:39.222	1:14.880	108.8	5:01:01.150
81	1	7:56.381	4:40.473	1:52.750	1:23.158	52.9	5:08:57.531
82	1	4:12.850	1:06.701	1:58.737	1:07.412	99.7	5:13:10.381
83	1	3:15.452	54.799	1:28.736	51.917	129.0	5:16:25.833
84	1	3:07.681	52.791	1:26.760	48.130	134.3	5:19:33.514
85	1	3:04.761	52.125	1:24.883	47.753	136.5	5:22:38.275
86	1	3:09.194	51.624	1:27.983	49.587	133.3	5:25:47.469
87	1	3:11.075	53.397	1:27.918	49.760	132.0	5:28:58.544
88	1	3:07.418	52.417	1:25.520	49.481	134.5	5:32:05.962
89	1	3:06.837	51.620	1:26.757	48.460	135.0	5:35:12.799
90	1	3:18.181	52.799	1:32.122	53.260	127.2	5:38:30.980
91	1	4:23.789	1:14.076	2:01.952	1:07.761	95.6	5:42:54.769
92	1	3:06.991	52.933	1:26.265	47.793	134.8	5:46:01.760
93	1	3:01.010	50.154	1:23.989	46.867	139.3	5:49:02.770
94	1	3:02.057	50.795	1:23.373	47.889	138.5	5:52:04.827
95	1	3:03.832	50.134	1:24.325	49.373	137.2	5:55:08.659
96	1	3:04.143	50.623	1:24.728	48.792	136.9	5:58:12.802
97	1	3:09.225	50.382	1:27.880	50.963	133.2	6:01:22.027

28 1.Pierre-Etienne BORDET 2.Emeric BORDET — MARCOS 1800 GT — GTP<

Lap	D	Time	Sector 1	Sector 2	Sector 3	Kph	Elapsed
1	1	4:34.544	1:50.568	1:46.453	57.523	90.2	4:34.544
2	1	3:42.147	1:01.016	1:43.657	57.474	113.5	8:16.691
3	1	3:49.209	1:02.200	1:47.974	59.035	110.0	12:05.900
4	1	3:41.511	1:01.529	1:42.505	57.477	113.8	15:47.411
5	1	3:39.215	1:00.612	1:42.217	56.386	115.0	19:26.626
6	1	3:43.375	1:01.948	1:44.760	56.667	112.9	23:10.001
7	1	3:44.666	1:00.918	1:45.122	58.626	112.2	26:54.667
8	1	3:43.772	1:01.339	1:44.763	57.670	112.7	30:38.439
9	1	3:44.506	1:01.692	1:45.440	57.374	112.3	34:22.945
10	1	3:41.326	59.836	1:43.579	57.911	113.9	38:04.271
11	1	3:44.558	1:00.613	1:44.925	59.020	112.3	41:48.829
12	1	3:42.968	1:01.645	1:44.633	56.690	113.1	45:31.797
13	1	3:43.593	1:00.649	1:45.015	57.929	112.8	49:15.390
14	1	3:39.834	1:00.914	1:42.677	56.243	114.7	52:55.224
15	1	3:38.491	1:01.034	1:41.473	55.984	115.4	56:33.715
16	1	3:39.910	59.616	1:44.238	56.056	114.7	1:00:13.625
17	1	3:37.626	59.500	1:41.820	56.306	115.9	1:03:51.251
18	1	5:13.008	1:27.298	2:22.714	1:22.996	80.6	1:09:04.259
19	1	4:35.987	1:26.701	1:59.839	1:09.447	91.4	1:13:40.246
20	1	3:38.265	1:00.079	1:41.651	56.535	115.5	1:17:18.511
21	1	3:40.225	1:01.966	1:42.637	55.622	114.5	1:20:58.736
22	1	3:38.571	59.893	1:42.480	56.198	115.4	1:24:37.307
23	1	3:39.956	1:00.610	1:43.603	55.743	114.6	1:28:17.263
24	1	3:39.365	1:00.710	1:42.344	56.311	114.9	1:31:56.628
25	1	3:38.887	1:00.096	1:42.078	56.713	115.2	1:35:35.515
26	1	3:37.806	1:00.291	1:41.219	56.296	115.8	1:39:13.321
27	1	3:40.656	1:00.832	1:43.390	56.434	114.3	1:42:53.977
28	1	3:48.526 **B**	1:00.194	1:43.005	1:05.327	110.3	1:46:42.503
29	1	11:19.495	8:33.818	1:46.622	59.055	37.1	1:58:01.998
30	1	3:48.442	1:06.072	1:44.775	57.595	110.4	2:01:50.440
31	1	34:17.646	1:02.445	...	58.276	12.3	2:36:08.086
32	1	3:43.017	1:04.514	1:40.772	57.731	113.1	2:39:51.103
33	1	3:33.501	1:01.046	1:38.447	54.008	118.1	2:43:24.604
34	1	3:32.740	1:00.479	1:38.618	53.643	118.5	2:46:57.344
35	1	3:26.098	59.308	1:34.423	52.367	122.3	2:50:23.442
36	1	3:25.187	58.731	1:35.554	50.902	122.9	2:53:48.629
37	1	3:23.004	58.935	1:32.085	51.984	124.2	2:57:11.633
38	1	3:24.338	56.683	1:32.065	55.590	123.4	3:00:35.971
39	1	3:23.832	58.239	1:33.994	51.599	123.7	3:03:59.803
40	1	3:21.008	59.263	1:30.600	51.145	125.4	3:07:20.811
41	1	3:21.997	56.368	1:32.493	53.136	124.8	3:10:42.808
42	1	3:20.965	57.298	1:32.939	50.728	125.5	3:14:03.773
43	1	3:14.817	56.983	1:28.271	49.563	129.4	3:17:18.590
44	1	3:36.840	56.725	1:35.745	1:04.370	116.3	3:20:55.430
45	1	4:16.886	1:06.966	1:44.927	1:24.993	98.2	3:25:12.316
46	1	4:48.031	1:19.893	2:09.080	1:19.058	87.5	3:30:00.347
47	1	4:37.612	1:17.658	2:07.889	1:12.065	90.8	3:34:37.959
48	1	4:35.729	1:20.539	2:09.632	1:05.558	91.4	3:39:13.688
49	1	3:19.657	57.525	1:30.329	51.803	126.3	3:42:33.345
50	1	3:13.642	57.228	1:27.142	49.272	130.2	3:45:46.987
51	1	3:11.921	56.404	1:26.351	49.166	131.4	3:48:58.908
52	1	3:11.502	56.641	1:25.718	49.143	131.7	3:52:10.410
53	1	3:20.358	55.743	1:35.160	49.455	125.8	3:55:30.768
54	1	3:13.503	56.140	1:28.042	49.321	130.3	3:58:44.271
55	1	3:15.871	55.818	1:29.112	50.941	128.7	4:02:00.142
56	1	3:14.323	56.203	1:29.049	49.071	129.8	4:05:14.465
57	1	3:13.203	56.402	1:27.140	49.661	130.5	4:08:27.668
58	1	3:22.248	55.606	1:27.726	58.916	124.7	4:11:49.916
59	1	3:19.858	57.007	1:30.795	52.056	126.2	4:15:09.774
60	1	3:18.951	57.171	1:29.045	52.735	126.7	4:18:28.725
61	1	3:21.096	55.864	1:32.454	52.778	125.4	4:21:49.821
62	1	3:15.640	55.389	1:30.538	49.713	128.9	4:25:05.461
63	1	3:24.553 **B**	57.163	1:29.790	57.600	123.3	4:28:30.014
64	1	8:52.422	6:24.118	1:35.025	53.279	47.4	4:37:22.436
65	1	3:18.514	57.861	1:30.122	50.531	127.0	4:40:40.950
66	1	3:14.931	56.666	1:27.269	50.996	129.3	4:43:55.881
67	1	3:16.564	55.428	1:31.234	49.902	128.3	4:47:12.445
68	1	3:11.718	54.921	1:27.634	49.163	131.5	4:50:24.163
69	1	3:14.471	55.305	1:28.411	50.755	129.7	4:53:38.634

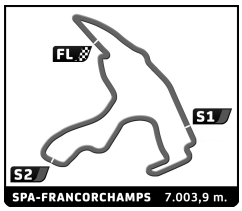

Spa Six Hours Endurance

SPA SIX HOURS

Race

Analysis

Personal Best | Session Best | B Crossing the finish line in pit lane

Lap	D	Time	Sector 1	Sector 2	Sector 3	Kph	Elapsed
70	1	3:13.560	57.002	1:28.224	48.334	130.3	4:56:52.194
71	1	3:11.601	54.073	1:25.805	51.723	131.6	5:00:03.795
72	1	4:02.748	56.083	1:43.515	1:23.150	103.9	5:04:06.543
73	1	4:38.662	1:19.347	2:01.698	1:17.617	90.5	5:08:45.205
74	1	4:20.464	1:13.680	1:59.809	1:06.975	96.8	5:13:05.669
75	1	3:21.996	59.444	1:30.156	52.396	124.8	5:16:27.665
76	1	3:11.782	55.741	1:26.613	49.428	131.5	5:19:39.447
77	1	3:11.522	54.874	1:27.363	49.285	131.7	5:22:50.969
78	1	3:16.417	55.660	1:28.964	51.793	128.4	5:26:07.386
79	1	3:12.397	55.102	1:27.983	49.312	131.1	5:29:19.783
80	1	3:11.846	54.648	1:27.352	49.846	131.4	5:32:31.629
81	1	3:11.024	55.603	1:27.355	48.066	132.0	5:35:42.653
82	1	3:13.206	54.415	1:25.930	52.861	130.5	5:38:55.859
83	1	4:08.932	1:01.360	1:57.287	1:10.285	101.3	5:43:04.791
84	1	3:15.163	55.042	1:30.733	49.388	129.2	5:46:19.954
85	1	3:12.083	54.520	1:28.446	49.117	131.3	5:49:32.037
86	1	3:10.908	54.280	1:27.606	49.022	132.1	5:52:42.945
87	1	3:10.847	53.708	1:26.647	50.492	132.1	5:55:53.792
88	1	3:13.364	56.160	1:27.353	49.851	130.4	5:59:07.156

29 1.Keith AHLERS 2.James BELLINGER 3.Christian BOCK — MORGAN Plus4 Supersport GTS11

Lap	D	Time	Sector 1	Sector 2	Sector 3	Kph	Elapsed
1	1	4:11.673	1:25.825	1:45.200	1:00.648	98.4	4:11.673
2	1	3:40.602	1:01.243	1:42.131	57.228	114.3	7:52.275
3	1	3:37.876	1:00.261	1:42.188	55.427	115.7	11:30.151
4	1	3:35.303	1:00.177	1:40.807	54.319	117.1	15:05.454
5	1	3:36.960	1:00.025	1:41.851	55.084	116.2	18:42.414
6	1	3:37.177	1:00.917	1:41.103	55.157	116.1	22:19.591
7	1	3:37.495	1:00.315	1:40.822	56.358	115.9	25:57.086
8	1	3:38.388	1:01.165	1:41.377	55.846	115.5	29:35.474
9	1	3:38.274	1:00.563	1:41.546	56.165	115.5	33:13.748
10	1	3:39.895	1:00.525	1:42.690	56.680	114.7	36:53.643
11	1	3:39.828	1:00.599	1:42.226	57.003	114.7	40:33.471
12	1	3:40.674	1:01.814	1:42.199	56.661	114.3	44:14.145
13	1	3:40.034	1:00.896	1:42.260	56.878	114.6	47:54.179
14	1	3:38.732	1:00.976	1:41.823	55.933	115.3	51:32.911
15	1	3:38.612	1:00.665	1:42.181	55.766	115.3	55:11.523
16	1	5:01.988 B	1:00.469	2:10.752	1:50.767	83.5	1:00:13.511
17	1	6:28.388	3:46.232	1:44.345	57.811	64.9	1:06:41.899
18	1	4:12.446	1:07.736	1:49.533	1:15.177	99.9	1:10:54.345
19	1	4:40.596	1:42.539	1:59.451	58.606	89.9	1:15:34.941
20	1	3:39.866	1:00.785	1:42.833	56.248	114.7	1:19:14.807
21	1	3:40.109	1:01.262	1:43.147	55.700	114.6	1:22:54.916
22	1	3:41.676	1:00.144	1:41.845	59.687	113.7	1:26:36.592
23	1	3:40.040	1:00.035	1:43.698	56.307	114.6	1:30:16.632
24	1	3:39.532	1:00.719	1:41.788	57.025	114.9	1:33:56.164
25	1	3:37.268	59.644	1:41.565	56.059	116.1	1:37:33.432
26	1	3:40.491	59.793	1:42.589	58.109	114.4	1:41:13.923
27	1	3:40.495	1:00.040	1:42.925	57.530	114.4	1:44:54.418
28	1	3:42.871	1:01.201	1:45.689	55.981	113.1	1:48:37.289
29	1	3:38.396	59.808	1:41.872	56.716	115.5	1:52:15.685
30	1	3:38.399	59.263	1:43.732	55.404	115.4	1:55:54.084
31	1	3:37.414	59.416	1:42.114	55.884	116.0	1:59:31.498
32	1	3:37.649	1:00.297	1:40.500	56.852	115.8	2:03:09.147
33	1	3:37.969	59.503	1:41.331	57.135	115.7	2:06:47.116
34	1	3:40.927	59.937	1:43.516	57.474	114.1	2:10:28.043
35	1	3:41.766	59.772	1:43.410	58.584	113.7	2:14:09.809
36	1	3:35.846	1:00.333	1:40.051	55.462	116.8	2:17:45.655
37	1	3:36.011	59.463	1:41.044	55.504	116.7	2:21:21.666
38	1	3:37.641			54.536	115.9	2:24:59.307
39	1	3:50.855 B				109.2	2:28:50.162
40	1	6:14.227	3:11.356	1:56.041	1:06.830	67.4	2:35:04.389
41	1	4:02.872	1:07.441	1:53.136	1:02.295	103.8	2:39:07.261
42	1	4:02.528			1:00.910	104.0	2:43:09.789
43	1	4:28.229 B				94.0	2:47:38.018
44	1	13:58.093	...	1:52.428	1:03.688	30.1	3:01:36.111
45	1	4:01.461	1:12.049	1:48.280	1:01.132	104.4	3:05:37.572
46	1	3:53.146	1:06.360	1:47.126	59.660	108.1	3:09:30.718
47	1	3:45.844	1:04.460	1:44.063	57.321	111.6	3:13:16.562
48	1	3:47.022	1:04.817	1:45.094	57.111	111.1	3:17:03.584
49	1	3:50.519	1:03.334	1:43.512	1:03.673	109.4	3:20:54.103
50	1	4:24.993 B	1:07.525	1:45.297	1:32.171	95.2	3:25:19.096
51	1	9:45.733	6:34.793	1:49.179	1:21.761	43.0	3:35:04.829
52	1	4:28.076	1:15.252	2:05.546	1:07.278	94.1	3:39:32.905
53	1	3:23.810	57.948	1:33.808	52.054	123.7	3:42:56.715
54	1	3:20.278	55.526	1:31.131	53.621	125.9	3:46:16.993
55	1	3:18.604	57.583	1:31.014	50.007	127.0	3:49:35.597
56	1	3:10.859	54.931	1:25.485	50.443	132.1	3:52:46.456
57	1	3:12.876	56.326	1:28.307	48.243	130.7	3:55:59.332
58	1	3:12.880	55.112	1:27.956	49.812	130.7	3:59:12.212
59	1	3:09.877	55.371	1:25.232	49.274	132.8	4:02:22.089
60	1	3:11.354	56.208	1:26.024	49.122	131.8	4:05:33.443
61	1	3:12.554	55.821	1:27.725	49.008	130.9	4:08:45.997
62	1	3:12.535	54.550	1:26.971	51.014	131.0	4:11:58.532
63	1	3:10.755	54.238	1:27.098	49.419	132.2	4:15:09.287
64	1	3:13.407	55.698	1:28.637	49.072	130.4	4:18:22.694
65	1	3:13.341	54.891	1:28.657	49.793	130.4	4:21:36.035
66	1	3:12.740	56.751	1:27.828	48.161	130.8	4:24:48.775
67	1	3:07.587	53.628	1:25.532	48.427	134.4	4:27:56.362
68	1	3:06.928	54.148	1:24.547	48.233	134.9	4:31:03.290
69	1	3:08.983	54.768	1:23.729	50.486	133.4	4:34:12.273
70	1	3:10.190	53.056	1:27.246	49.888	132.6	4:37:22.463
71	1	3:09.117	54.390	1:25.511	49.216	133.3	4:40:31.580
72	1	3:10.393	53.869	1:28.325	48.199	132.4	4:43:41.973
73	1	3:06.589	53.072	1:24.649	48.868	135.1	4:46:48.562
74	1	3:06.627	52.916	1:25.670	48.041	135.1	4:49:55.189
75	1	3:05.646	53.056	1:24.494	48.096	135.8	4:53:00.835
76	1	3:05.657	52.570	1:24.345	48.742	135.8	4:56:06.492
77	1	3:09.509	53.350	1:26.876	49.283	133.0	4:59:16.001
78	1	4:35.705	1:02.523	2:15.455	1:17.727	91.5	5:03:51.706
79	1	4:40.133	1:21.017	2:05.308	1:13.808	90.0	5:08:31.839
80	1	4:21.972	1:15.141	2:02.347	1:04.484	96.2	5:12:53.811
81	1	3:10.347	55.434	1:26.700	48.213	132.5	5:16:04.158
82	1	3:06.058	53.587	1:24.577	47.894	135.5	5:19:10.216
83	1	3:05.355	53.879	1:23.596	47.880	136.0	5:22:15.571
84	1	3:08.182	52.989	1:25.708	49.485	134.0	5:25:23.753
85	1	3:07.561	53.612	1:23.896	50.053	134.4	5:28:31.314
86	1	3:08.616	53.851	1:25.926	48.839	133.7	5:31:39.930
87	1	3:09.100	52.781	1:26.153	50.166	133.3	5:34:49.030
88	1	3:08.546	53.328	1:26.761	48.457	133.7	5:37:57.576
89	1	3:25.013	57.805	1:28.569	58.639	123.0	5:41:22.589
90	1	3:24.987	1:03.950	1:31.865	49.172	123.0	5:44:47.576
91	1	3:04.920	52.811	1:23.986	48.123	136.4	5:47:52.496
92	1	3:04.712	52.614	1:23.005	49.093	136.5	5:50:57.208
93	1	3:04.377	52.636	1:23.908	47.833	136.8	5:54:01.585
94	1	3:13.453	54.164	1:25.939	53.350	130.3	5:57:15.038

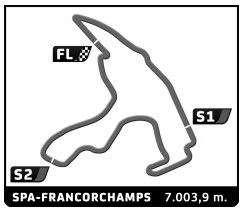

Spa Six Hours Endurance

SPA SIX HOURS

Race

Analysis

Personal Best | Session Best | **B** Crossing the finish line in pit lane

Lap	D	Time	Sector 1	Sector 2	Sector 3	Kph	Elapsed
95	1	3:10.993	53.020	1:27.807	50.166	132.0	6:00:26.031

30 1.Thierry DE LATRE DU BOS 2.Christophe VAN RIET — SHELBY Cobra GTS12

Lap	D	Time	Sector 1	Sector 2	Sector 3	Kph	Elapsed
1	1	3:38.563	1:00.520	1:42.150	55.893	113.4	3:38.563
2	1	3:27.437	56.351	1:38.180	52.906	121.6	7:06.000
3	1	3:24.793	55.180	1:37.117	52.496	123.1	10:30.793
4	1	3:25.346	54.960	1:37.627	52.759	122.8	13:56.139
5	1	3:25.797	56.091	1:36.852	52.854	122.5	17:21.936
6	1	3:27.393	55.812	1:38.249	53.332	121.6	20:49.329
7	1	3:30.468	56.180	1:40.129	54.159	119.8	24:19.797
8	1	3:27.652	56.231	1:37.962	53.459	121.4	27:47.449
9	1	3:37.834	57.623	1:43.331	56.880	115.7	31:25.283
10	1	3:28.550	55.862	1:37.935	54.753	120.9	34:53.833
11	1	3:31.715	56.211	1:40.496	55.008	119.1	38:25.548
12	1	3:34.560	57.220	1:38.571	58.769	117.5	42:00.108
13	1	3:36.303	1:00.059	1:41.714	54.530	116.6	45:36.411
14	1	3:31.666	57.823	1:39.025	54.818	119.1	49:08.077
15	1	3:30.174	56.985	1:39.093	54.096	120.0	52:38.251
16	1	3:30.265	55.921	1:39.460	54.884	119.9	56:08.516
17	1	3:29.056	55.815	1:38.178	55.063	120.6	59:37.572
18	1	3:28.691	56.286	1:37.940	54.465	120.8	1:03:06.263
19	1	3:41.086	56.587	1:43.988	1:00.511	114.0	1:06:47.349
20	1	4:18.755 **B**	1:05.563	1:47.848	1:25.344	97.4	1:11:06.104
21	1	8:38.107	6:04.522	1:39.225	54.360	48.7	1:19:44.211
22	1	3:27.398	56.291	1:37.877	53.230	121.6	1:23:11.609
23	1	3:28.506	55.976	1:38.380	54.150	120.9	1:26:40.115
24	1	3:30.227	57.245	1:38.532	54.450	119.9	1:30:10.342
25	1	3:24.299	55.316	1:36.343	52.640	123.4	1:33:34.641
26	1	3:27.762	55.747	1:38.893	53.122	121.4	1:37:02.403
27	1	3:25.761	55.366	1:37.604	52.791	122.5	1:40:28.164
28	1	3:27.228	55.895	1:37.502	53.831	121.7	1:43:55.392
29	1	3:27.325	55.598	1:38.048	53.679	121.6	1:47:22.717
30	1	3:24.970	55.208	1:36.620	53.142	123.0	1:50:47.687
31	1	3:24.224	55.729	1:36.453	52.042	123.5	1:54:11.911
32	1	3:23.593	54.698	1:36.997	51.898	123.8	1:57:35.504
33	1	3:27.400	55.164	1:37.653	54.583	121.6	2:01:02.904
34	1	3:27.996	57.976	1:37.842	52.178	121.2	2:04:30.900
35	1	3:26.183	55.307	1:37.656	53.220	122.3	2:07:57.083
36	1	3:25.843	55.184	1:38.240	52.419	122.5	2:11:22.926
37	1	3:25.380	54.765	1:38.190	52.425	122.8	2:14:48.306
38	1	3:23.375	54.749	1:36.607	52.019	124.0	2:18:11.681
39	1	3:22.597	54.224	1:36.757	51.616	124.5	2:21:34.278
40	1	3:23.683	55.370	1:36.388	51.925	123.8	2:24:57.961
41	1	3:20.530	54.463	1:35.385	50.682	125.7	2:28:18.491
42	1	3:21.190	54.210	1:36.051	50.929	125.3	2:31:39.681
43	1	3:20.087	54.646	1:34.076	51.365	126.0	2:34:59.768
44	1	3:20.168	55.247	1:34.645	50.276	126.0	2:38:19.936
45	1	3:20.029	54.691	1:35.597	49.741	126.1	2:41:39.965
46	1	3:18.169	54.488	1:34.289	49.392	127.2	2:44:58.134
47	1	3:12.931	53.513	1:30.104	49.314	130.7	2:48:11.065
48	1	3:13.284	54.062	1:30.599	48.623	130.5	2:51:24.349
49	1	3:12.153	53.674	1:29.856	48.623	131.2	2:54:36.502
50	1	3:09.311	53.174	1:28.424	47.713	133.2	2:57:45.813
51	1	3:09.460	53.044	1:27.898	48.518	133.1	3:00:55.273
52	1	3:08.995	52.587	1:27.958	48.450	133.4	3:04:04.268
53	1	3:13.353	53.772	1:27.941	51.640	130.4	3:07:17.621
54	1	3:07.881	52.528	1:25.541	49.812	134.2	3:10:25.502
55	1	3:07.136	52.172	1:26.528	48.436	134.7	3:13:32.638
56	1	3:11.811 **B**	52.320	1:26.565	52.926	131.5	3:16:44.449
57	1	13:41.454	...	1:37.129	1:23.098	30.7	3:30:25.903
58	1	4:33.784	1:14.340	2:01.216	1:18.228	92.1	3:34:59.687
59	1	4:29.847	1:18.667	2:05.860	1:05.320	93.4	3:39:29.534
60	1	3:12.446	52.158	1:29.340	50.948	131.0	3:42:41.980
61	1	3:05.107	52.842	1:24.859	47.406	136.2	3:45:47.087
62	1	3:04.302	52.249	1:24.366	47.687	136.8	3:48:51.389
63	1	3:02.658	51.140	1:23.180	48.338	138.0	3:51:54.047
64	1	3:02.670	52.084	1:23.302	47.284	138.0	3:54:56.717
65	1	3:04.487	51.646	1:25.729	47.112	136.7	3:58:01.204
66	1	2:59.506	50.626	1:22.641	46.239	140.5	4:01:00.710
67	1	3:05.484	51.537	1:25.985	47.962	135.9	4:04:06.194
68	1	3:03.304	51.819	1:24.114	47.371	137.6	4:07:09.498
69	1	3:04.031	51.022	1:24.740	48.269	137.0	4:10:13.529
70	1	3:07.677	51.464	1:26.084	50.129	134.3	4:13:21.206
71	1	3:04.183	52.361	1:22.981	48.841	136.9	4:16:25.389
72	1	3:06.933	53.390	1:25.069	48.474	134.9	4:19:32.322
73	1	3:02.554	51.097	1:23.781	47.676	138.1	4:22:34.876
74	1	3:02.488	51.381	1:23.610	47.497	138.2	4:25:37.364
75	1	3:01.409	50.872	1:22.382	48.155	139.0	4:28:38.773
76	1	3:04.301	52.444	1:24.899	46.958	136.8	4:31:43.074
77	1	3:11.183 **B**	51.090	1:23.989	56.104	131.9	4:34:54.257
78	1	8:13.733	6:02.273	1:24.255	47.205	51.1	4:43:07.990
79	1	2:57.239	50.320	1:21.757	45.162	142.3	4:46:05.229
80	1	2:56.652	48.784	1:22.389	45.479	142.7	4:49:01.881
81	1	2:55.588	48.890	1:21.596	45.102	143.6	4:51:57.469
82	1	2:58.410	48.635	1:22.256	47.519	141.3	4:54:55.879
83	1	2:58.984	48.659	1:23.382	46.943	140.9	4:57:54.863
84	1	3:17.820	50.176	1:26.270	1:01.374	127.5	5:01:12.683
85	1	4:14.678	1:08.154	1:47.011	1:19.513	99.0	5:05:27.361
86	1	4:42.570	1:16.557	1:59.192	1:26.821	89.2	5:10:09.931
87	1	3:55.720	1:26.120	1:42.630	46.970	107.0	5:14:05.651
88	1	2:55.962	48.817	1:21.658	45.487	143.3	5:17:01.613
89	1	2:54.439	48.287	1:21.158	44.994	144.5	5:19:56.052
90	1	2:57.081	48.900	1:22.528	45.653	142.4	5:22:53.133
91	1	2:56.456	48.755	1:21.600	46.101	142.9	5:25:49.589
92	1	2:58.404	50.067	1:23.042	45.295	141.3	5:28:47.993
93	1	2:53.683	48.239	1:20.876	44.568	145.2	5:31:41.676
94	1	2:54.240	48.603	1:20.860	44.777	144.7	5:34:35.916
95	1	2:53.600	48.383	1:20.577	44.640	145.2	5:37:29.516
96	1	3:34.387	53.765	1:37.610	1:03.012	117.6	5:41:03.903
97	1	3:22.610	1:06.300	1:30.503	45.807	124.4	5:44:26.513
98	1	2:58.504	50.698	1:21.963	45.843	141.3	5:47:25.017
99	1	2:54.581	48.062	1:20.584	45.935	144.4	5:50:19.598
100	1	2:55.272	49.180	1:21.170	44.922	143.9	5:53:14.870
101	1	2:55.322	48.384	1:22.449	44.489	143.8	5:56:10.192
102	1	2:56.893	48.465	1:21.017	47.411	142.5	5:59:07.085

31 1.Christian Graf Von WEDEI 2.Lando Von WEDEL — LOTUS Elan GTS10

Lap	D	Time	Sector 1	Sector 2	Sector 3	Kph	Elapsed
1	1	4:20.115	1:35.303	1:44.918	59.894	95.2	4:20.115
2	1	3:38.169	1:00.468	1:42.162	55.539	115.6	7:58.284
3	1	3:34.081	58.056	1:41.102	54.923	117.8	11:32.365
4	1	3:36.889	1:02.460	1:39.790	54.639	116.3	15:09.254
5	1	3:33.977	57.773	1:41.616	54.588	117.8	18:43.231
6	1	3:33.669	57.564	1:41.413	54.692	118.0	22:16.900
7	1	3:39.557	57.732	1:45.522	56.303	114.8	25:56.457

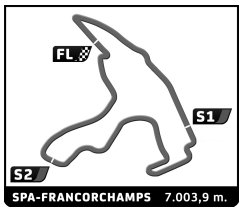

Spa Six Hours Endurance

SPA SIX HOURS

Race

Analysis

Personal Best | Session Best | **B** Crossing the finish line in pit lane

Lap	D	Time	Sector 1	Sector 2	Sector 3	Kph	Elapsed
8	1	3:36.153	1:00.124	1:41.683	54.346	116.6	29:32.610
9	1	3:37.864	59.987	1:42.072	55.805	115.7	33:10.474
10	1	3:35.316	58.213	1:40.541	56.562	117.1	36:45.790
11	1	3:37.913	58.347	1:41.990	57.576	115.7	40:23.703
12	1	3:37.923	58.058	1:42.602	57.263	115.7	44:01.626
13	1	3:38.272	58.851	1:42.047	57.374	115.5	47:39.898
14	1	3:36.007	58.713	1:41.802	55.492	116.7	51:15.905
15	1	3:36.115	58.743	1:40.431	56.941	116.7	54:52.020
16	1	3:38.487	58.977	1:42.894	56.616	115.4	58:30.507
17	1	3:36.863	1:00.606	1:41.314	54.943	116.3	1:02:07.370
18	1	3:52.891	57.879	1:45.079	1:09.933	108.3	1:06:00.261
19	1	4:35.008	1:22.884	1:54.504	1:17.620	91.7	1:10:35.269
20	1	4:43.101	1:43.453	2:03.271	56.377	89.1	1:15:18.370
21	1	3:34.283	58.116	1:41.414	54.753	117.7	1:18:52.653
22	1	3:47.171	58.093	1:53.476	55.602	111.0	1:22:39.824
23	1	3:35.703	58.929	1:42.327	54.447	116.9	1:26:15.527
24	1	3:34.616	57.829	1:42.148	54.639	117.5	1:29:50.143
25	1	3:33.755	58.273	1:40.733	54.749	118.0	1:33:23.898
26	1	3:41.212	1:03.207	1:41.833	56.172	114.0	1:37:05.110
27	1	3:38.245	59.065	1:41.860	57.320	115.5	1:40:43.355
28	1	3:41.826	59.576	1:47.861	54.389	113.7	1:44:25.181
29	1	3:37.406	58.571	1:42.252	56.583	116.0	1:48:02.587
30	1	3:48.010	1:11.359	1:41.561	55.090	110.6	1:51:50.597
31	1	3:40.894 **B**	59.153	1:40.543	1:01.198	114.1	1:55:31.491

32 1.Jonathan FEIBER 2.Joshua FEIBER 3.Joe TWYMAN LOTUS Elan GTS10

Lap	D	Time	Sector 1	Sector 2	Sector 3	Kph	Elapsed
1	1	4:24.162	1:35.456	1:48.167	1:00.539	93.8	4:24.162
2	1	3:46.161	1:01.492	1:44.741	59.928	111.5	8:10.323
3	1	3:48.051	1:02.648	1:45.008	1:00.395	110.6	11:58.374
4	1	3:41.783	1:01.397	1:43.569	56.817	113.7	15:40.157
5	1	3:44.863	1:01.337	1:44.035	59.491	112.1	19:25.020
6	1	3:42.155	59.972	1:44.867	57.316	113.5	23:07.175
7	1	3:45.150	1:02.013	1:45.173	57.964	112.0	26:52.325
8	1	3:42.694	1:01.012	1:45.930	55.752	113.2	30:35.019
9	1	3:39.496	57.993	1:43.282	58.221	114.9	34:14.515
10	1	3:37.845	58.674	1:42.428	56.743	115.7	37:52.360
11	1	3:43.176	1:00.123	1:44.024	59.029	113.0	41:35.536
12	1	3:46.305	1:01.874	1:47.035	57.396	111.4	45:21.841
13	1	3:43.265	1:00.289	1:45.666	57.310	112.9	49:05.106
14	1	3:43.671	1:00.370	1:44.425	58.876	112.7	52:48.777
15	1	3:41.554	59.202	1:45.899	56.453	113.8	56:30.331
16	1	3:44.942	1:02.359	1:44.080	58.503	112.1	1:00:15.273
17	1	3:43.778	1:02.076	1:43.230	58.472	112.7	1:03:59.051
18	1	5:07.116	1:20.793	2:22.248	1:24.075	82.1	1:09:06.167
19	1	4:35.173	1:26.650	1:58.910	1:09.613	91.6	1:13:41.340
20	1	3:40.347	1:00.426	1:43.575	56.346	114.4	1:17:21.687
21	1	3:43.335	1:00.201	1:45.054	58.080	112.9	1:21:05.022
22	1	3:42.158	1:00.662	1:45.366	56.130	113.5	1:24:47.180
23	1	3:38.369	58.582	1:42.988	56.799	115.5	1:28:25.549
24	1	3:41.207	59.383	1:45.334	56.490	114.0	1:32:06.756
25	1	3:36.363	58.198	1:43.095	55.070	116.5	1:35:43.119
26	1	3:35.643	58.556	1:41.936	55.151	116.9	1:39:18.762
27	1	3:38.088	57.888	1:43.522	56.678	115.6	1:42:56.850
28	1	3:36.938	59.210	1:42.151	55.577	116.2	1:46:33.788
29	1	3:34.387	58.343	1:41.774	54.270	117.6	1:50:08.175
30	1	3:38.231	59.223	1:43.633	55.375	115.5	1:53:46.406
31	1	3:33.790	57.991	1:40.954	54.845	117.9	1:57:20.196
32	1	3:41.169	58.301	1:42.177	1:00.691	114.0	2:01:01.365
33	1	3:43.136	1:03.349	1:43.451	56.336	113.0	2:04:44.501
34	1	3:39.804	58.792	1:42.799	58.213	114.7	2:08:24.305
35	1	3:43.050	1:02.464	1:44.828	55.758	113.0	2:12:07.355
36	1	3:37.091	1:00.045	1:42.205	54.841	116.1	2:15:44.446
37	1	3:33.607	58.768	1:41.809	53.030	118.0	2:19:18.053
38	1	3:36.341	59.537	1:41.015	55.789	116.5	2:22:54.394
39	1	3:35.384	59.160	1:42.186	54.038	117.1	2:26:29.778
40	1	3:47.137 **B**	58.583	1:39.650	1:08.904	111.0	2:30:16.915
41	1	13:35.724	...	1:46.074	1:00.771	30.9	2:43:52.639
42	1	3:51.977	1:05.396	1:47.766	58.815	108.7	2:47:44.616
43	1	3:49.957	1:03.891	1:49.309	56.757	109.6	2:51:34.573
44	1	3:51.863	1:07.149	1:47.099	57.615	108.7	2:55:26.436
45	1	3:53.935	1:03.704	1:48.711	1:01.520	107.8	2:59:20.371
46	1	3:47.507	1:04.809	1:44.606	58.092	110.8	3:03:07.878
47	1	3:53.829	1:06.000	1:48.669	59.160	107.8	3:07:01.707
48	1	3:48.744	1:03.250	1:45.964	59.530	110.2	3:10:50.451
49	1	3:44.361	1:05.112	1:41.079	58.170	112.4	3:14:34.812
50	1	3:44.465	1:03.430	1:41.745	59.290	112.3	3:18:19.277
51	1	4:04.130	1:04.489	1:45.245	1:14.396	103.3	3:22:23.407
52	1	4:39.601	1:17.620	1:59.889	1:22.092	90.2	3:27:03.008
53	1	4:50.510	1:23.730	2:02.737	1:24.043	86.8	3:31:53.518
54	1	4:36.988	1:26.737	2:00.533	1:09.718	91.0	3:36:30.506
55	1	4:06.935	1:14.914	1:55.532	56.489	102.1	3:40:37.441
56	1	4:03.924 **B**	1:04.102	1:42.137	1:17.685	103.4	3:44:41.365
57	1	10:55.943	8:36.335	1:28.878	50.730	38.4	3:55:37.308
58	1	3:09.095	54.345	1:26.492	48.258	133.3	3:58:46.403
59	1	3:11.395	53.965	1:28.143	49.287	131.7	4:01:57.798
60	1	3:11.054	54.671	1:26.182	50.201	132.0	4:05:08.852
61	1	3:11.554	54.807	1:27.970	48.777	131.6	4:08:20.406
62	1	3:11.991	53.729	1:29.172	49.090	131.3	4:11:32.397
63	1	3:10.629	54.120	1:26.729	49.780	132.3	4:14:43.026
64	1	3:31.673 **B**	57.823	1:28.161	1:05.689	119.1	4:18:14.699
65	1	4:18.313	2:01.332	1:26.939	50.042	97.6	4:22:33.012
66	1	3:10.047	54.623	1:26.940	48.484	132.7	4:25:43.059
67	1	3:09.541	53.629	1:25.514	50.398	133.0	4:28:52.600
68	1	3:09.157	54.265	1:25.574	49.318	133.3	4:32:01.757
69	1	3:07.882	53.282	1:26.542	48.058	134.2	4:35:09.639
70	1	3:05.703	53.240	1:24.649	47.814	135.8	4:38:15.342
71	1	3:11.621	56.286	1:26.714	48.621	131.6	4:41:26.963
72	1	3:06.645	52.701	1:25.109	48.835	135.1	4:44:33.608
73	1	3:09.041	53.669	1:27.314	48.058	133.4	4:47:42.649
74	1	3:10.621	53.625	1:28.154	48.842	132.3	4:50:53.270
75	1	3:07.314	52.911	1:25.745	48.658	134.6	4:54:00.584
76	1	3:09.044	53.987	1:25.182	49.875	133.4	4:57:09.628
77	1	3:14.950	56.133	1:28.098	50.719	129.3	5:00:24.578
78	1	3:47.014	57.664	1:29.245	1:20.105	111.1	5:04:11.592
79	1	4:37.652	1:19.116	2:01.206	1:17.330	90.8	5:08:49.244
80	1	4:20.709	1:13.534	1:59.528	1:07.647	96.7	5:13:09.953
81	1	3:16.134	55.761	1:28.521	51.852	128.6	5:16:26.087
82	1	3:08.081	54.135	1:25.527	48.419	134.1	5:19:34.168
83	1	3:04.765	52.897	1:23.910	47.958	136.5	5:22:38.933
84	1	3:07.860	52.668	1:25.470	49.722	134.2	5:25:46.793
85	1	3:06.650	51.910	1:24.892	49.848	135.1	5:28:53.443
86	1	3:06.766	54.219	1:24.857	47.690	135.0	5:32:00.209
87	1	3:06.206	52.566	1:24.506	49.134	135.4	5:35:06.415
88	1	3:06.520	52.686	1:24.047	49.787	135.2	5:38:12.935
89	1	4:34.738	1:20.350	2:06.536	1:07.852	91.8	5:42:47.673

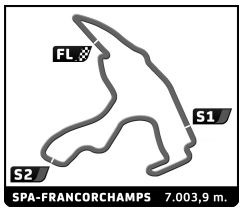

Spa Six Hours Endurance
SPA SIX HOURS
Race
Analysis

Personal Best | Session Best | **B** Crossing the finish line in pit lane

Lap	D	Time	Sector 1	Sector 2	Sector 3	Kph	Elapsed
90	1	3:08.295	55.172	1:25.734	47.389	133.9	5:45:55.968
91	1	3:03.331	51.669	1:23.564	48.098	137.5	5:48:59.299
92	1	3:04.043	51.657	1:24.407	47.979	137.0	5:52:03.342
93	1	3:06.824	51.922	1:24.980	49.922	135.0	5:55:10.166
94	1	3:08.514	54.594	1:25.220	48.700	133.8	5:58:18.680
95	1	3:09.619	52.774	1:25.571	51.274	133.0	6:01:28.299

33 1.Armand LINSTER 2.Donny WAGNER 3.Joel PRIM — FORD Mustang CT10

Lap	D	Time	Sector 1	Sector 2	Sector 3	Kph	Elapsed
1	1	4:21.202	1:38.901	1:43.315	58.986	94.8	4:21.202
2	1	3:42.254	1:00.917	1:43.974	57.363	113.4	8:03.456
3	1	3:37.591	58.699	1:42.355	56.537	115.9	11:41.047
4	1	3:38.860	1:00.653	1:42.082	56.125	115.2	15:19.907
5	1	3:35.848	1:00.033	1:41.428	54.387	116.8	18:55.755
6	1	3:38.320	1:01.998	1:40.889	55.433	115.5	22:34.075
7	1	3:37.067	59.025	1:42.395	55.647	116.2	26:11.142
8	1	3:39.703	59.625	1:44.275	55.803	114.8	29:50.845
9	1	3:40.483	1:01.950	1:42.081	56.452	114.4	33:31.328
10	1	3:39.391	1:00.616	1:42.414	56.361	114.9	37:10.719
11	1	3:42.338	1:00.583	1:43.455	58.300	113.4	40:53.057
12	1	3:41.851	1:00.665	1:43.146	58.040	113.7	44:34.908
13	1	3:41.506	1:00.930	1:43.737	56.839	113.8	48:16.414
14	1	3:38.427	1:00.790	1:42.087	55.550	115.4	51:54.841
15	1	3:38.429	1:00.160	1:42.816	55.453	115.4	55:33.270
16	1	3:36.730	59.412	1:42.046	55.272	116.3	59:10.000
17	1	3:48.449	59.101	1:42.116	1:07.232	110.4	1:02:58.449
18	1	3:46.923	1:02.778	1:44.749	59.396	111.1	1:06:45.372
19	1	4:09.955	1:06.176	1:48.503	1:15.276	100.9	1:10:55.327
20	1	4:38.277	1:42.885	1:57.296	58.096	90.6	1:15:33.604
21	1	3:39.454	59.770	1:42.210	57.474	114.9	1:19:13.058
22	1	3:37.454	1:00.048	1:41.660	55.746	116.0	1:22:50.512
23	1	3:39.220	58.994	1:42.529	57.697	115.0	1:26:29.732
24	1	3:39.413	1:01.018	1:42.259	56.136	114.9	1:30:09.145
25	1	3:41.296	1:00.856	1:44.280	56.160	113.9	1:33:50.441
26	1	3:37.967	59.381	1:42.088	56.498	115.7	1:37:28.408
27	1	3:39.037	1:00.174	1:41.922	56.941	115.1	1:41:07.445
28	1	3:38.438	59.987	1:41.797	56.654	115.4	1:44:45.883
29	1	3:38.294	59.335	1:42.261	56.698	115.5	1:48:24.177
30	1	3:36.594	1:00.168	1:40.975	55.451	116.4	1:52:00.771
31	1	3:37.611	59.152	1:41.571	56.888	115.9	1:55:38.382
32	1	3:37.622	1:00.025	1:42.072	55.525	115.9	1:59:16.004
33	1	3:35.796	58.923	1:41.539	55.334	116.8	2:02:51.800
34	1	3:35.930	59.464	1:40.109	56.357	116.8	2:06:27.730
35	1	3:34.717	58.950	1:40.966	54.801	117.4	2:10:02.447
36	1	3:37.844	59.670	1:42.438	55.736	115.7	2:13:40.291
37	1	3:33.208	59.475	1:39.795	53.938	118.3	2:17:13.499
38	1	3:32.605	58.971	1:38.658	54.976	118.6	2:20:46.104
39	1	3:31.895	58.462	1:38.159	55.274	119.0	2:24:17.999
40	1	3:40.670 B	58.703	1:39.242	1:02.725	114.3	2:27:58.669
41	1	12:13.088	9:35.152	1:42.280	55.656	34.4	2:40:11.757
42	1	3:35.546	1:00.333	1:40.387	54.826	117.0	2:43:47.303
43	1	3:36.447	59.363	1:42.979	54.105	116.5	2:47:23.750
44	1	3:33.903	59.141	1:40.224	54.538	117.9	2:50:57.653
45	1	3:33.859	1:00.767	1:36.805	56.287	117.9	2:54:31.512
46	1	3:32.277	59.805	1:38.656	53.816	118.8	2:58:03.789
47	1	3:28.872	58.256	1:37.589	53.027	120.7	3:01:32.661
48	1	3:28.072	59.817	1:36.411	51.844	121.2	3:05:00.733
49	1	3:22.389	57.382	1:33.501	51.506	124.6	3:08:23.122
50	1	3:24.607	56.923	1:33.963	53.721	123.2	3:11:47.729
51	1	3:25.071	57.825	1:34.974	52.272	123.0	3:15:12.800
52	1	3:20.796	56.766	1:31.088	52.942	125.6	3:18:33.596
53	1	3:56.142	56.572	1:42.058	1:17.512	106.8	3:22:29.738
54	1	4:37.244	1:14.529	2:00.293	1:22.422	90.9	3:27:06.982
55	1	4:50.675	1:23.142	2:01.725	1:25.808	86.7	3:31:57.657
56	1	4:36.837	1:25.249	2:00.735	1:10.853	91.1	3:36:34.494
57	1	3:57.314	1:12.392	1:51.003	53.919	106.2	3:40:31.808
58	1	3:20.335	56.232	1:31.133	52.970	125.9	3:43:52.143
59	1	3:20.139	56.435	1:31.473	52.231	126.0	3:47:12.282
60	1	3:40.848 B	56.524	1:32.467	1:11.857	114.2	3:50:53.130
61	1	4:20.105	1:55.435	1:33.480	51.190	96.9	3:55:13.235
62	1	3:22.437	59.350	1:32.332	50.755	124.6	3:58:35.672
63	1	3:16.927	55.724	1:30.972	50.231	128.0	4:01:52.599
64	1	3:16.261	55.439	1:29.841	50.981	128.5	4:05:08.860
65	1	3:17.706	56.037	1:30.315	51.354	127.5	4:08:26.566
66	1	3:19.166	55.908	1:28.235	55.023	126.6	4:11:45.732
67	1	3:15.128	56.036	1:29.944	49.148	129.2	4:15:00.860
68	1	3:19.327	55.869	1:32.635	50.823	126.5	4:18:20.187
69	1	3:19.044	55.882	1:30.341	52.821	126.7	4:21:39.231
70	1	3:20.283	56.458	1:30.693	53.132	125.9	4:24:59.514
71	1	3:18.043	55.587	1:31.823	50.633	127.3	4:28:17.557
72	1	3:19.401	55.961	1:31.390	52.050	126.4	4:31:36.958
73	1	3:17.443	55.532	1:30.801	51.110	127.7	4:34:54.401
74	1	3:20.291	55.725	1:32.591	51.975	125.9	4:38:14.692
75	1	3:22.584	57.720	1:31.781	53.083	124.5	4:41:37.276
76	1	3:36.229 B	56.145	1:35.464	1:04.620	116.6	4:45:13.505
77	1	8:45.022	6:20.629	1:31.195	53.198	48.0	4:53:58.527
78	1	3:11.772	53.905	1:26.941	50.926	131.5	4:57:10.299
79	1	3:13.461	53.746	1:28.309	51.406	130.3	5:00:23.760
80	1	3:46.725	54.242	1:31.734	1:20.749	111.2	5:04:10.485
81	1	4:37.899	1:18.990	2:01.457	1:17.452	90.7	5:08:48.384
82	1	4:21.166	1:13.230	1:59.845	1:08.091	96.5	5:13:09.550
83	1	3:10.160	55.264	1:25.712	49.184	132.6	5:16:19.710
84	1	3:09.846	53.700	1:26.896	49.250	132.8	5:19:29.556
85	1	3:07.771	53.292	1:25.712	48.767	134.3	5:22:37.327
86	1	3:08.301	53.430	1:26.014	48.857	133.9	5:25:45.628
87	1	3:10.750	53.236	1:28.155	49.359	132.2	5:28:56.378
88	1	3:09.321	53.683	1:26.095	49.543	133.2	5:32:05.699
89	1	3:09.417	52.960	1:27.833	48.624	133.1	5:35:15.116
90	1	3:16.242	53.534	1:29.753	52.955	128.5	5:38:31.358
91	1	4:24.375	1:14.202	2:02.116	1:08.057	95.4	5:42:55.733
92	1	3:09.090	53.851	1:26.728	48.511	133.3	5:46:04.823
93	1	3:09.317	53.753	1:26.528	49.036	133.2	5:49:14.140
94	1	3:13.483	53.386	1:27.662	52.435	130.3	5:52:27.623
95	1	3:16.132	56.132	1:26.299	53.701	128.6	5:55:43.755
96	1	3:13.832	54.866	1:26.606	52.360	130.1	5:58:57.587
97	1	3:12.812	55.219	1:26.816	50.777	130.8	6:02:10.399

35 1.Fr?d?ric DI EDIGIO 2.Guido DI EDIGIO — PORSCHE 911 GTS11

Lap	D	Time	Sector 1	Sector 2	Sector 3	Kph	Elapsed
1	1	4:39.565	1:52.598	1:46.388	1:00.579	88.6	4:39.565
2	1	3:48.360	1:02.592	1:45.856	59.912	110.4	8:27.925
3	1	3:50.605	1:07.913	1:44.734	57.958	109.3	12:18.530
4	1	3:42.292	1:01.904	1:43.418	56.970	113.4	16:00.822
5	1	3:44.303	1:02.027	1:44.373	57.903	112.4	19:45.125
6	1	3:48.440	1:01.961	1:46.386	1:00.093	110.4	23:33.565
7	1	3:47.029	1:03.248	1:45.881	57.900	111.1	27:20.594

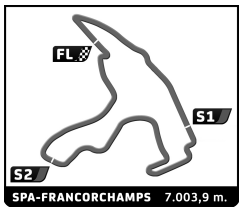

Spa Six Hours Endurance

SPA SIX HOURS

Race

Analysis

Personal Best | Session Best | B Crossing the finish line in pit lane

Lap	D	Time	Sector 1	Sector 2	Sector 3	Kph	Elapsed
8	1	3:45.049	1:02.174	1:44.852	58.023	112.0	31:05.643
9	1	3:45.072	1:03.002	1:44.830	57.240	112.0	34:50.715
10	1	3:44.353	1:01.405	1:45.057	57.891	112.4	38:35.068
11	1	3:48.860	1:01.596	1:46.045	1:01.219	110.2	42:23.928
12	1	3:48.114	1:03.807	1:45.216	59.091	110.5	46:12.042
13	1	3:45.158	1:01.837	1:44.397	58.924	112.0	49:57.200
14	1	3:44.529	1:02.037	1:44.513	57.979	112.3	53:41.729
15	1	3:43.665	1:00.434	1:43.965	59.266	112.7	57:25.394
16	1	3:43.382	1:00.642	1:43.991	58.749	112.9	1:01:08.776
17	1	3:51.653	1:01.010	1:44.954	1:05.689	108.8	1:05:00.429
18	1	4:51.617	1:27.364	2:00.039	1:24.214	86.5	1:09:52.046
19	1	4:22.194	1:12.641	1:59.246	1:10.307	96.2	1:14:14.240
20	1	3:46.611	1:03.792	1:44.228	58.591	111.3	1:18:00.851
21	1	3:44.881	1:01.489	1:45.301	58.091	112.1	1:21:45.732
22	1	3:44.981	1:02.157	1:44.434	58.390	112.1	1:25:30.713
23	1	3:45.689	1:02.334	1:44.763	58.592	111.7	1:29:16.402
24	1	3:44.675	1:01.840	1:44.870	57.965	112.2	1:33:01.077
25	1	3:44.589	1:02.230	1:44.136	58.223	112.3	1:36:45.666
26	1	3:45.973	1:00.669	1:46.556	58.748	111.6	1:40:31.639
27	1	3:47.673	1:02.923	1:47.002	57.748	110.7	1:44:19.312
28	1	3:45.998	1:00.837	1:45.617	59.544	111.6	1:48:05.310
29	1	3:45.229	1:02.483	1:43.782	58.964	111.9	1:51:50.539
30	1	3:46.253	1:02.126	1:44.398	59.729	111.4	1:55:36.792
31	1	3:46.953	1:02.022	1:46.541	58.390	111.1	1:59:23.745
32	1	3:44.307	1:01.657	1:44.787	57.863	112.4	2:03:08.052
33	1	3:46.347	1:02.746	1:45.326	58.275	111.4	2:06:54.399
34	1	3:56.049 B	1:02.775	1:44.952	1:08.322	106.8	2:10:50.448
35	1	10:18.061	7:28.230	1:49.594	1:00.237	40.8	2:21:08.509
36	1	4:07.490	1:16.332	1:50.068	1:01.090	101.9	2:25:15.999
37	1	3:57.854	1:06.950	1:51.451	59.453	106.0	2:29:13.853
38	1	3:57.239	1:07.919	1:48.348	1:00.972	106.3	2:33:11.092
39	1	4:00.335	1:04.676	1:52.499	1:03.160	104.9	2:37:11.427
40	1	4:03.487	1:09.297	1:51.892	1:02.298	103.6	2:41:14.914
41	1	3:53.688	1:06.011	1:49.954	57.723	107.9	2:45:08.602
42	1	3:58.249	1:06.459	1:50.645	1:01.145	105.8	2:49:06.851
43	1	3:47.223	1:05.406	1:45.003	56.814	111.0	2:52:54.074
44	1	3:51.835	1:07.351	1:46.789	57.695	108.8	2:56:45.909
45	1	3:47.117	1:05.296	1:44.332	57.489	111.0	3:00:33.026
46	1	3:41.560	1:03.807	1:41.353	56.400	113.8	3:04:14.586
47	1	3:43.787	1:03.774	1:42.709	57.304	112.7	3:07:58.373
48	1	3:40.647	1:03.229	1:41.746	55.672	114.3	3:11:39.020
49	1	3:43.361	1:03.015	1:43.771	56.575	112.9	3:15:22.381
50	1	3:38.188	1:01.565	1:39.994	56.629	115.6	3:19:00.569
51	1	3:50.200	1:02.597	1:44.942	1:02.661	109.5	3:22:50.769
52	1	4:29.071	1:05.388	1:59.427	1:24.256	93.7	3:27:19.840
53	1	4:47.136	1:21.380	1:58.747	1:27.009	87.8	3:32:06.976
54	1	4:44.965 B	1:24.205	1:58.314	1:22.446	88.5	3:36:51.941
55	1	12:52.087	...	1:40.866	56.493	32.7	3:49:44.028
56	1	3:32.022	1:00.546	1:35.398	56.078	118.9	3:53:16.050
57	1	3:26.053	58.968	1:33.726	53.359	122.4	3:56:42.103
58	1	3:23.243	58.722	1:32.037	52.484	124.1	4:00:05.346
59	1	3:22.097	57.840	1:31.319	52.938	124.8	4:03:27.443
60	1	3:21.741	57.946	1:31.270	52.525	125.0	4:06:49.184
61	1	3:23.508	59.411	1:31.120	52.977	123.9	4:10:12.692
62	1	3:23.463	57.710	1:31.425	54.328	123.9	4:13:36.155
63	1	3:22.517	57.380	1:31.391	53.746	124.5	4:16:58.672
64	1	3:20.168	57.821	1:30.556	51.791	126.0	4:20:18.840
65	1	3:20.723	57.284	1:31.177	52.262	125.6	4:23:39.563
66	1	3:22.056	57.529	1:31.319	53.208	124.8	4:27:01.619
67	1	3:24.386	58.333	1:33.919	52.134	123.4	4:30:26.005
68	1	3:23.658	59.507	1:32.554	51.597	123.8	4:33:49.663
69	1	3:20.402	57.016	1:31.733	51.653	125.8	4:37:10.065
70	1	3:21.789	56.835	1:31.482	53.472	125.0	4:40:31.854
71	1	3:16.785	56.300	1:29.680	50.805	128.1	4:43:48.639
72	1	3:16.663	56.252	1:29.871	50.540	128.2	4:47:05.302
73	1	3:16.584	56.026	1:29.227	51.331	128.3	4:50:21.886
74	1	3:17.515	55.995	1:29.603	51.917	127.7	4:53:39.401
75	1	3:17.410	57.640	1:29.356	50.414	127.7	4:56:56.811
76	1	3:18.464	56.130	1:30.018	52.316	127.0	5:00:15.275
77	1	3:54.713	57.548	1:36.173	1:20.992	107.4	5:04:09.988
78	1	4:37.875	1:18.650	2:01.697	1:17.528	90.7	5:08:47.863
79	1	4:21.737	1:12.904	2:00.122	1:08.711	96.3	5:13:09.600
80	1	3:19.915	58.208	1:30.866	50.841	126.1	5:16:29.515
81	1	3:16.458	55.584	1:29.666	51.208	128.3	5:19:45.973
82	1	3:19.468	56.532	1:31.686	51.250	126.4	5:23:05.441
83	1	3:16.838	56.034	1:29.922	50.882	128.1	5:26:22.279
84	1	3:16.993	56.527	1:28.903	51.563	128.0	5:29:39.272
85	1	3:20.544	57.397	1:33.038	50.109	125.7	5:32:59.816
86	1	3:17.024	55.919	1:29.405	51.700	128.0	5:36:16.840
87	1	3:46.950	57.345	1:37.158	1:12.447	111.1	5:40:03.790
88	1	3:55.466	1:17.928	1:47.702	49.836	107.1	5:43:59.256
89	1	3:18.470	56.570	1:30.590	51.310	127.0	5:47:17.726
90	1	3:15.262	55.570	1:28.841	50.851	129.1	5:50:32.988
91	1	3:16.667	55.274	1:30.911	50.482	128.2	5:53:49.655
92	1	3:17.432	55.727	1:30.153	51.552	127.7	5:57:07.087
93	1	3:14.978	55.601	1:29.117	50.260	129.3	6:00:22.065

36 1.Karsten LE BLANC 2.Julian THOMAS 3.Nicolas MINASSIAN — FORD GT40 GTP+

Lap	D	Time	Sector 1	Sector 2	Sector 3	Kph	Elapsed
1	1	3:37.824	59.412	1:41.910	56.502	113.7	3:37.824
2	1	3:29.257	57.902	1:38.337	53.018	120.5	7:07.081
3	1	3:26.838	56.820	1:37.717	52.301	121.9	10:33.919
4	1	3:23.389	54.090	1:36.274	53.025	124.0	13:57.308
5	1	3:26.820	56.066	1:36.704	54.050	121.9	17:24.128
6	1	3:27.087	56.234	1:37.914	52.939	121.8	20:51.215
7	1	3:31.489	56.764	1:38.814	55.911	119.2	24:22.704
8	1	3:28.577	57.428	1:38.655	52.494	120.9	27:51.281
9	1	3:32.074	56.096	1:40.395	55.583	118.9	31:23.355
10	1	3:28.109	55.901	1:37.501	54.707	121.2	34:51.464
11	1	3:29.045	55.669	1:39.503	53.873	120.6	38:20.509
12	1	3:38.835	57.427	1:40.484	1:00.924	115.2	41:59.344
13	1	3:35.807	1:00.049	1:41.586	54.172	116.8	45:35.151
14	1	3:31.505	57.402	1:39.929	54.174	119.2	49:06.656
15	1	3:30.956	57.068	1:39.735	54.153	119.5	52:37.612
16	1	3:34.816	58.099	1:41.711	55.006	117.4	56:12.428
17	1	3:30.585	56.867	1:39.413	54.305	119.7	59:43.013
18	1	3:31.627	57.116	1:39.296	55.215	119.1	1:03:14.640
19	1	4:04.557	1:05.606	1:54.356	1:04.595	103.1	1:07:19.197
20	1	3:48.354	1:04.339	1:46.489	57.526	110.4	1:11:07.551
21	1	4:28.757	1:36.566	1:56.104	56.087	93.8	1:15:36.308
22	1	3:30.711	58.418	1:38.642	53.651	119.7	1:19:07.019
23	1	3:31.180	56.398	1:38.960	55.822	119.4	1:22:38.199
24	1	3:40.003 B	57.576	1:41.552	1:00.875	114.6	1:26:18.202
25	1	10:15.237	7:46.123	1:37.097	52.017	41.0	1:36:33.439
26	1	3:22.982	53.693	1:37.327	51.962	124.2	1:39:56.421
27	1	3:21.904	53.353	1:35.810	52.741	124.9	1:43:18.325

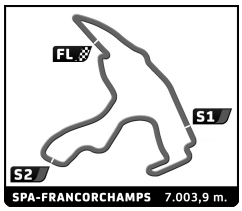

Spa Six Hours Endurance
SPA SIX HOURS
Race
Analysis

Personal Best | Session Best | **B** Crossing the finish line in pit lane

Lap	D	Time	Sector 1	Sector 2	Sector 3	Kph	Elapsed
28	1	3:22.081	52.883	1:37.687	51.511	124.8	1:46:40.406
29	1	3:20.663	53.577	1:35.093	51.993	125.7	1:50:01.069
30	1	3:19.473	53.853	1:35.113	50.507	126.4	1:53:20.542
31	1	3:20.137	53.124	1:34.779	52.234	126.0	1:56:40.679
32	1	3:23.772	54.872	1:37.187	51.713	123.7	2:00:04.451

37 1.Luc GEEBELEN 2.Xavier MARTENS 3.Bert ARNAUTS — PORSCHE 911 GTS11

Lap	D	Time	Sector 1	Sector 2	Sector 3	Kph	Elapsed
1	1	4:51.791	2:00.961	1:49.544	1:01.286	84.9	4:51.791
2	1	3:56.918	1:06.397	1:48.356	1:02.165	106.4	8:48.709
3	1	3:51.149	1:03.553	1:48.076	59.520	109.1	12:39.858
4	1	3:56.728	1:03.771	1:49.568	1:03.389	106.5	16:36.586
5	1	3:54.653	1:04.608	1:49.187	1:00.858	107.5	20:31.239
6	1	4:01.662	1:05.089	1:53.279	1:03.294	104.3	24:32.901
7	1	3:59.548	1:05.932	1:53.101	1:00.515	105.3	28:32.449
8	1	4:18.040	1:03.565	1:51.104	1:23.371	97.7	32:50.489
9	1	3:59.902	1:05.501	1:51.218	1:03.183	105.1	36:50.391
10	1	4:02.402	1:03.622	1:54.806	1:03.974	104.0	40:52.793
11	1	4:12.761	1:09.718	1:57.291	1:05.752	99.8	45:05.554
12	1	4:07.048	1:07.924	1:54.018	1:05.106	102.1	49:12.602
13	1	4:13.754	1:09.241	1:56.260	1:08.253	99.4	53:26.356
14	1	4:02.112	1:05.093	1:52.793	1:04.226	104.1	57:28.468
15	1	4:03.648	1:05.458	1:53.431	1:04.759	103.5	1:01:32.116
16	1	4:17.370	1:05.257	1:55.833	1:16.280	98.0	1:05:49.486
17	1	4:39.511	1:22.254	1:58.958	1:18.299	90.2	1:10:28.997
18	1	5:07.829 **B**	1:39.912	2:11.445	1:16.472	81.9	1:15:36.826
19	1	11:47.037	8:56.675	1:50.097	1:00.265	35.7	1:27:23.863
20	1	3:53.851	1:03.588	1:49.072	1:01.191	107.8	1:31:17.714
21	1	3:54.726	1:02.312	1:51.392	1:01.022	107.4	1:35:12.440
22	1	3:55.116	1:04.414	1:50.865	59.837	107.2	1:39:07.556
23	1	3:52.996	1:03.650	1:49.024	1:00.322	108.2	1:43:00.552
24	1	3:51.398	1:03.007	1:49.524	58.867	109.0	1:46:51.950
25	1	3:50.828	1:02.216	1:50.182	58.430	109.2	1:50:42.778
26	1	3:49.451	1:02.654	1:47.033	59.764	109.9	1:54:32.229
27	1	3:50.002	1:02.340	1:48.886	58.776	109.6	1:58:22.231
28	1	3:47.026	1:02.329	1:46.331	58.366	111.1	2:02:09.257
29	1	3:48.077	1:01.957	1:48.122	57.998	110.6	2:05:57.334
30	1	3:57.256	1:02.276	1:45.635	1:09.345	106.3	2:09:54.590
31	1	3:49.556	1:02.462	1:48.181	58.913	109.8	2:13:44.146
32	1	3:47.857	1:01.706	1:47.091	59.060	110.7	2:17:32.003
33	1	3:44.410	1:01.174	1:45.529	57.707	112.4	2:21:16.413
34	1	3:51.226	1:05.410	1:48.524	57.292	109.0	2:25:07.639
35	1	3:43.641	1:00.276	1:45.463	57.902	112.7	2:28:51.280
36	1	3:43.669	1:00.736	1:44.450	58.483	112.7	2:32:34.949
37	1	3:41.577	1:00.951	1:44.638	55.988	113.8	2:36:16.526
38	1	3:43.538	1:01.318			112.8	2:40:00.064
39	1	3:37.311	59.906	1:42.135	55.270	116.0	2:43:37.375
40	1	3:34.471	59.487	1:40.412	54.572	117.6	2:47:11.846
41	1	3:29.155	58.192	1:37.198	53.765	120.6	2:50:41.001
42	1	3:28.577	57.880	1:37.017	53.680	120.9	2:54:09.578
43	1	3:26.961	58.600	1:36.127	52.234	121.8	2:57:36.539
44	1	3:23.816	56.970	1:35.500	51.346	123.7	3:01:00.355
45	1	3:23.677	56.685	1:35.208	51.784	123.8	3:04:24.032
46	1	3:27.093	56.712	1:37.423	52.958	121.8	3:07:51.125
47	1	3:23.838	57.830	1:34.789	51.219	123.7	3:11:14.963
48	1	3:24.573	57.346	1:35.471	51.756	123.3	3:14:39.536
49	1	3:28.042	57.491	1:35.469	55.082	121.2	3:18:07.578
50	1	4:06.261	56.906	1:51.984	1:17.371	102.4	3:22:13.839
51	1	4:39.171	1:16.815	2:02.551	1:19.805	90.3	3:26:53.010
52	1	4:53.852	1:27.612	2:04.396	1:21.844	85.8	3:31:46.862
53	1	4:38.877	1:27.808	2:02.354	1:08.715	90.4	3:36:25.739
54	1	4:01.626	1:15.527	1:53.200	52.899	104.4	3:40:27.365
55	1	3:23.525	56.487	1:34.516	52.522	123.9	3:43:50.890
56	1	3:27.739	56.340	1:37.473	53.926	121.4	3:47:18.629
57	1	3:30.909	58.468	1:36.794	55.647	119.5	3:50:49.538
58	1	3:41.381 **B**	59.439	1:37.375	1:04.567	113.9	3:54:30.919
59	1	13:19.989	...	1:46.502	1:00.044	31.5	4:07:50.908
60	1	4:00.808	1:06.275	1:46.757	1:07.776	104.7	4:11:51.716
61	1	3:50.828	1:05.691	1:45.929	59.208	109.2	4:15:42.544
62	1	3:45.571	1:02.220	1:42.351	1:01.000	111.8	4:19:28.115
63	1	3:46.550	1:05.354			111.3	4:23:14.665
64	1	3:42.273	59.872	1:42.664	59.737	113.4	4:26:56.938
65	1	3:40.003	1:01.887	1:42.293	55.823	114.6	4:30:36.941
66	1	3:38.919	1:01.119	1:39.744	58.056	115.2	4:34:15.860
67	1	3:37.694	1:01.028	1:42.363	54.303	115.8	4:37:53.554
68	1	3:45.487	1:00.464	1:46.394	58.629	111.8	4:41:39.041
69	1	3:34.102	59.873	1:40.223	54.006	117.8	4:45:13.143
70	1	3:38.789	1:01.185	1:39.937	57.667	115.2	4:48:51.932
71	1	3:30.441	58.024			119.8	4:52:22.373
72	1	3:35.028	59.573	1:39.472	55.983	117.3	4:55:57.401
73	1	3:36.278	1:00.539	1:38.870	56.869	116.6	4:59:33.679
74	1	4:21.277	1:02.630	1:59.990	1:18.657	96.5	5:03:54.956
75	1	4:40.065	1:22.119	2:03.586	1:14.360	90.0	5:08:35.021
76	1	4:22.723	1:15.139	2:01.548	1:06.036	96.0	5:12:57.744
77	1	3:45.425	1:11.556	1:39.638	54.231	111.9	5:16:43.169
78	1	3:34.958	59.443	1:39.294	56.221	117.3	5:20:18.127
79	1	3:43.545	1:02.570	1:44.961	56.014	112.8	5:24:01.672
80	1	3:41.846	59.801	1:44.919	57.126	113.7	5:27:43.518
81	1	3:42.049	1:02.559	1:39.084	1:00.406	113.6	5:31:25.567
82	1	3:34.713	59.892	1:39.960	54.861	117.4	5:35:00.280
83	1	3:54.890	1:00.366	1:48.806	1:05.718	107.3	5:38:55.170
84	1	4:10.612	1:01.574	1:57.359	1:11.679	100.6	5:43:05.782
85	1	3:44.618	1:05.350	1:42.121	57.147	112.3	5:46:50.400
86	1	3:42.839	58.549	1:40.893	1:03.397	113.1	5:50:33.239
87	1	3:38.755	59.895	1:38.567	1:00.293	115.3	5:54:11.994
88	1	3:38.004	59.922	1:41.736	56.346	115.7	5:57:49.998
89	1	3:47.598	1:00.574	1:40.848	1:06.176	110.8	6:01:37.596

38 1.Alexandre VIRON 2.Eric DECRONUMBOURG — MARCOS 1800 GT GTP<

Lap	D	Time	Sector 1	Sector 2	Sector 3	Kph	Elapsed
1	1	4:48.962	1:55.381	1:49.100	1:04.481	85.7	4:48.962
2	1	3:52.944	1:04.646	1:47.891	1:00.407	108.2	8:41.906
3	1	3:53.306	1:03.347	1:47.834	1:02.125	108.1	12:35.212
4	1	3:53.333	1:03.910	1:49.186	1:00.237	108.1	16:28.545
5	1	3:57.520	1:05.272	1:49.308	1:02.940	106.2	20:26.065
6	1	3:58.668	1:03.824	1:50.093	1:04.751	105.6	24:24.733
7	1	3:55.708	1:06.261	1:48.865	1:00.582	107.0	28:20.441
8	1	3:49.926	1:02.849	1:46.490	1:00.587	109.7	32:10.367
9	1	3:54.809	1:02.249	1:49.765	1:02.795	107.4	36:05.176
10	1	3:56.111	1:04.132	1:49.947	1:02.032	106.8	40:01.287
11	1	3:57.576	1:04.978	1:50.383	1:02.215	106.1	43:58.863
12	1	3:58.309	1:07.759	1:49.765	1:00.785	105.8	47:57.172
13	1	3:51.194	1:02.896	1:48.758	59.540	109.1	51:48.366
14	1	3:55.002	1:02.456	1:51.261	1:01.285	107.3	55:43.368
15	1	3:56.679	1:03.485	1:50.121	1:03.073	106.5	59:40.047
16	1	3:57.153	1:06.043	1:49.675	1:01.435	106.3	1:03:37.200

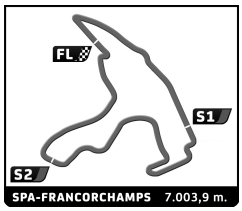

Spa Six Hours Endurance

SPA SIX HOURS

Race

Analysis

Personal Best | Session Best | **B** Crossing the finish line in pit lane

Lap	D	Time	Sector 1	Sector 2	Sector 3	Kph	Elapsed
17	1	4:20.690 B	1:13.409	1:48.497	1:18.784	96.7	1:07:57.890
18	1	8:34.108	5:38.923	1:52.107	1:03.078	49.0	1:16:31.998
19	1	3:58.913	1:04.767	1:50.611	1:03.535	105.5	1:20:30.911
20	1	4:00.659	1:05.035	1:52.154	1:03.470	104.8	1:24:31.570
21	1	3:57.069	1:04.754	1:50.398	1:01.917	106.4	1:28:28.639
22	1	3:56.957	1:04.523	1:51.519	1:00.915	106.4	1:32:25.596
23	1	3:56.436	1:04.673	1:51.603	1:00.160	106.6	1:36:22.032
24	1	3:54.493	1:03.988	1:50.217	1:00.288	107.5	1:40:16.525
25	1	3:54.611	1:04.604	1:49.974	1:00.033	107.5	1:44:11.136
26	1	3:56.005	1:05.288	1:49.092	1:01.625	106.8	1:48:07.141
27	1	3:55.078	1:04.954	1:49.196	1:00.928	107.3	1:52:02.219
28	1	3:54.201	1:03.970	1:49.561	1:00.670	107.7	1:55:56.420
29	1	3:51.604	1:04.327	1:47.850	59.427	108.9	1:59:48.024
30	1	3:49.310	1:04.717	1:46.578	58.015	110.0	2:03:37.334
31	1	4:15.438	1:28.069	1:47.764	59.605	98.7	2:07:52.772
32	1	3:53.374	1:03.196	1:50.789	59.389	108.0	2:11:46.146
33	1	3:50.964	1:03.889	1:46.968	1:00.107	109.2	2:15:37.110
34	1	3:47.668	1:03.204	1:46.273	58.191	110.7	2:19:24.778
35	1	3:47.383	1:03.323	1:46.171	57.889	110.9	2:23:12.161
36	1	3:47.499	1:03.575	1:45.662	58.262	110.8	2:26:59.660
37	1	3:46.285	1:03.093	1:45.297	57.895	111.4	2:30:45.945
38	1	3:46.541	1:03.803	1:45.869	56.869	111.3	2:34:32.486
39	1	3:43.424	1:02.837	1:45.078	55.509	112.9	2:38:15.910
40	1	3:46.682	1:03.684	1:47.256	55.742	111.2	2:42:02.592
41	1	3:41.324	1:03.683	1:42.339	55.302	113.9	2:45:43.916
42	1	3:41.317	1:02.700	1:42.103	56.514	113.9	2:49:25.233
43	1	3:36.874	1:02.133	1:39.886	54.855	116.3	2:53:02.107
44	1	3:38.330	1:02.352	1:40.728	55.250	115.5	2:56:40.437
45	1	3:36.550	1:01.406	1:41.486	53.658	116.4	3:00:16.987
46	1	3:35.114	1:01.049	1:38.182	55.883	117.2	3:03:52.101
47	1	3:30.201	1:00.862	1:35.757	53.582	120.0	3:07:22.302
48	1	3:23.648	58.756	1:32.288	52.604	123.8	3:10:45.950
49	1	3:35.942 B	58.494	1:33.331	1:04.117	116.8	3:14:21.892
50	1	13:22.734	...	1:45.732	1:33.076	31.4	3:27:44.626
51	1	4:43.480	1:11.204	1:57.296	1:34.980	88.9	3:32:28.106
52	1	4:31.604	1:20.881	1:52.545	1:18.178	92.8	3:36:59.710
53	1	3:56.608	1:11.706	1:43.167	1:01.735	106.6	3:40:56.318
54	1	3:31.401	1:00.162	1:36.236	55.003	119.3	3:44:27.719
55	1	3:27.632	1:01.096	1:32.473	54.063	121.4	3:47:55.351
56	1	3:28.108	1:01.793	1:34.272	52.043	121.2	3:51:23.459
57	1	3:23.005	59.097	1:31.438	52.470	124.2	3:54:46.464
58	1	3:23.163	58.956	1:31.533	52.674	124.1	3:58:09.627
59	1	3:23.469	59.538	1:31.900	52.031	123.9	4:01:33.096
60	1	3:26.509	59.341	1:34.291	52.877	122.1	4:04:59.605
61	1	3:24.970	59.497	1:32.992	52.481	123.0	4:08:24.575
62	1	3:26.761	59.046	1:33.096	54.619	121.9	4:11:51.336
63	1	4:17.423	59.302	2:25.839	52.282	97.9	4:16:08.759
64	1	3:27.908	58.990	1:34.915	54.003	121.3	4:19:36.667
65	1	3:25.439	58.426	1:34.240	52.773	122.7	4:23:02.106
66	1	3:21.672	58.417	1:31.647	51.608	125.0	4:26:23.778
67	1	3:22.820	57.550	1:32.253	53.017	124.3	4:29:46.598
68	1	3:25.288	57.958	1:33.182	54.148	122.8	4:33:11.886
69	1	3:38.473 B	58.662	1:35.773	1:04.038	115.4	4:36:50.359
70	1	6:29.909	3:58.121	1:37.847	53.941	64.7	4:43:20.268
71	1	3:22.351	58.004	1:31.989	52.358	124.6	4:46:42.619
72	1	3:20.335	58.450	1:30.315	51.570	125.9	4:50:02.954
73	1	3:15.932	56.800	1:28.233	50.899	128.7	4:53:18.886
74	1	3:18.514	57.336	1:28.273	52.905	127.0	4:56:37.400
75	1	3:16.963	57.233	1:28.085	51.645	128.0	4:59:54.363
76	1	4:08.904	57.166	1:49.576	1:22.162	101.3	5:04:03.267
77	1	4:38.018	1:19.990	2:02.024	1:16.004	90.7	5:08:41.285
78	1	4:22.072	1:14.584	2:00.707	1:06.781	96.2	5:13:03.357
79	1	3:28.887	57.427	1:40.799	50.661	120.7	5:16:32.244
80	1	3:15.773	57.011	1:27.099	51.663	128.8	5:19:48.017
81	1	3:20.151	56.687	1:32.657	50.807	126.0	5:23:08.168
82	1	3:15.822	56.736	1:27.685	51.401	128.8	5:26:23.990
83	1	3:14.119	55.711	1:28.510	49.898	129.9	5:29:38.109
84	1	3:15.321	56.037	1:27.708	51.576	129.1	5:32:53.430
85	1	3:13.539	55.396	1:28.038	50.105	130.3	5:36:06.969
86	1	3:24.877	57.462	1:32.100	55.315	123.1	5:39:31.846
87	1	3:39.265	55.889	1:32.326	1:11.050	115.0	5:43:11.111
88	1	3:18.103	57.927	1:28.814	51.362	127.3	5:46:29.214
89	1	3:17.819	57.164	1:30.121	50.534	127.5	5:49:47.033
90	1	3:13.755	55.831	1:27.925	49.999	130.1	5:53:00.788
91	1	3:17.663	55.211	1:29.901	52.551	127.6	5:56:18.451
92	1	3:16.298	55.798	1:29.577	50.923	128.4	5:59:34.749

40 1.Martin HUNT 2.Patrick BLAKENEY-EDWAR 3.Frederic/Michael WAKEMA — JAGUAR E Type GTS12

Lap	D	Time	Sector 1	Sector 2	Sector 3	Kph	Elapsed
1	1	4:01.448	1:18.637	1:44.034	58.777	102.6	4:01.448
2	1	3:37.259	59.394	1:43.250	54.615	116.1	7:38.707
3	1	3:32.651	56.964	1:41.386	54.301	118.6	11:11.358
4	1	3:30.770	57.638	1:39.400	53.732	119.6	14:42.128
5	1	3:31.076	57.018	1:39.596	54.462	119.5	18:13.204
6	1	3:32.866	57.231	1:41.979	53.656	118.5	21:46.070
7	1	3:35.142	56.853	1:42.473	55.816	117.2	25:21.212
8	1	3:37.041	1:00.522	1:41.590	54.929	116.2	28:58.253
9	1	3:42.991	1:02.078	1:43.304	57.609	113.1	32:41.244
10	1	3:37.577	57.883	1:43.244	56.450	115.9	36:18.821
11	1	3:37.459	58.536	1:42.440	56.483	115.9	39:56.280
12	1	3:45.043	1:01.772	1:44.419	58.852	112.0	43:41.323
13	1	3:39.455	59.551	1:42.186	57.718	114.9	47:20.778
14	1	3:35.964	58.499	1:42.429	55.036	116.8	50:56.742
15	1	3:34.461	58.211	1:40.821	55.429	117.6	54:31.203
16	1	3:34.436	58.490	1:41.271	54.675	117.6	58:05.639
17	1	3:34.588	58.134	1:41.714	54.740	117.5	1:01:40.227
18	1	3:44.408	57.805	1:43.531	1:03.072	112.4	1:05:24.635
19	1	4:34.993	1:11.965	1:57.571	1:25.457	91.7	1:09:59.628
20	1	4:21.630	1:13.653	1:57.715	1:10.262	96.4	1:14:21.258
21	1	3:41.419	1:01.766	1:44.828	54.825	113.9	1:18:02.677
22	1	3:34.975	58.781	1:41.464	54.730	117.3	1:21:37.652
23	1	3:35.710	58.657	1:41.012	56.041	116.9	1:25:13.362
24	1	3:34.483	58.251	1:41.367	54.865	117.6	1:28:47.845
25	1	3:37.237	57.934	1:41.476	57.827	116.1	1:32:25.082
26	1	3:48.279 B	59.382	1:44.551	1:04.346	110.5	1:36:13.361
27	1	5:02.079	2:21.047	1:42.130	58.902	83.5	1:41:15.440
28	1	3:39.814	1:01.057	1:42.544	56.213	114.7	1:44:55.254
29	1	3:40.315	1:01.241	1:43.310	55.764	114.4	1:48:35.569
30	1	3:35.333	59.561	1:39.816	55.956	117.1	1:52:10.902
31	1	3:32.613	58.104	1:39.440	55.069	118.6	1:55:43.515
32	1	3:31.977	58.378	1:39.793	53.806	118.9	1:59:15.492
33	1	3:30.783	56.770	1:40.210	53.803	119.6	2:02:46.275
34	1	3:27.293	56.784	1:36.649	53.860	121.6	2:06:13.568
35	1	3:29.851	56.391	1:38.408	55.052	120.2	2:09:43.419
36	1	3:32.503	57.265	1:39.524	55.714	118.7	2:13:15.922
37	1	3:30.134	57.452	1:38.093	54.589	120.0	2:16:46.056

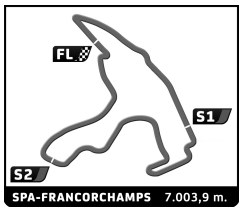

Spa Six Hours Endurance
SPA SIX HOURS
Race
Analysis

Personal Best | Session Best | **B** Crossing the finish line in pit lane

Lap	D	Time	Sector 1	Sector 2	Sector 3	Kph	Elapsed
38	1	3:26.340	56.274	1:36.812	53.254	122.2	2:20:12.396
39	1	3:25.220	56.534	1:36.845	51.841	122.9	2:23:37.616
40	1	3:27.068	56.148	1:37.336	53.584	121.8	2:27:04.684
41	1	3:28.120	56.710	1:36.871	54.539	121.2	2:30:32.804
42	1	3:25.111	57.404	1:35.380	52.327	122.9	2:33:57.915
43	1	3:24.603	55.801	1:37.045	51.757	123.2	2:37:22.518
44	1	3:23.624	56.011	1:36.267	51.346	123.8	2:40:46.142
45	1	3:22.262	57.561	1:33.993	50.708	124.7	2:44:08.404
46	1	3:18.040	55.799	1:31.794	50.447	127.3	2:47:26.444
47	1	3:16.842	55.228	1:31.675	49.939	128.1	2:50:43.286
48	1	3:15.238	54.546	1:30.604	50.088	129.1	2:53:58.524
49	1	3:17.222	56.437	1:30.743	50.042	127.8	2:57:15.746
50	1	3:17.801	54.319	1:30.627	52.855	127.5	3:00:33.547
51	1	3:13.891	53.839	1:30.393	49.659	130.0	3:03:47.438
52	1	3:09.771	53.288	1:26.003	50.480	132.9	3:06:57.209
53	1	3:12.309	53.463	1:26.356	52.490	131.1	3:10:09.518
54	1	3:07.457	53.856	1:25.661	47.940	134.5	3:13:16.975
55	1	3:14.774 **B**	53.316	1:25.907	55.551	129.5	3:16:31.749
56	1	11:41.189	8:56.410	1:42.716	1:02.063	36.0	3:28:12.938
57	1	4:27.885	1:06.427	1:44.440	1:37.018	94.1	3:32:40.823
58	1	4:28.444	1:15.838	1:52.977	1:19.629	93.9	3:37:09.267
59	1	3:50.045	1:11.592	1:40.573	57.880	109.6	3:40:59.312
60	1	3:26.529	59.299	1:34.548	52.682	122.1	3:44:25.841
61	1	3:14.447	55.313	1:29.637	49.497	129.7	3:47:40.288
62	1	3:12.487	54.436	1:27.762	50.289	131.0	3:50:52.775
63	1	3:13.467	55.066	1:29.193	49.208	130.3	3:54:06.242
64	1	3:11.077	54.314	1:27.058	49.705	132.0	3:57:17.319
65	1	3:11.617	55.154	1:27.330	49.133	131.6	4:00:28.936
66	1	3:09.104	53.353	1:26.890	48.861	133.3	4:03:38.040
67	1	3:11.877	54.290	1:28.410	49.177	131.4	4:06:49.917
68	1	3:12.209	54.969	1:27.516	49.724	131.2	4:10:02.126
69	1	3:08.543	53.375	1:24.799	50.369	133.7	4:13:10.669
70	1	3:08.425	53.451	1:27.287	47.687	133.8	4:16:19.094
71	1	3:08.199	53.838	1:26.938	47.423	134.0	4:19:27.293
72	1	3:08.802	55.038	1:25.739	48.025	133.5	4:22:36.095
73	1	3:05.662	53.052	1:24.849	47.761	135.8	4:25:41.757
74	1	3:05.730	52.364	1:25.156	48.210	135.8	4:28:47.487
75	1	3:06.774	53.310	1:24.733	48.731	135.0	4:31:54.261
76	1	3:04.798	53.501	1:23.941	47.356	136.4	4:34:59.059
77	1	3:09.660	52.701	1:27.390	49.569	132.9	4:38:08.719
78	1	3:05.948	51.729	1:25.976	48.243	135.6	4:41:14.667
79	1	3:05.265	52.513	1:25.596	47.156	136.1	4:44:19.932
80	1	3:04.004	51.608	1:25.168	47.228	137.0	4:47:23.936
81	1	3:02.915	51.699	1:24.405	46.811	137.8	4:50:26.851
82	1	3:03.458	52.425	1:24.009	47.024	137.4	4:53:30.309
83	1	3:05.944	51.677	1:24.583	49.684	135.6	4:56:36.253
84	1	3:19.847 **B**	53.359	1:26.495	59.993	126.2	4:59:56.100
85	1	5:25.480	2:19.371	1:48.155	1:17.954	77.5	5:05:21.580
86	1	4:41.435	1:16.671	1:59.762	1:25.002	89.6	5:10:03.015
87	1	4:01.175	1:26.159	1:44.788	50.228	104.5	5:14:04.190
88	1	3:09.796	56.051	1:26.108	47.637	132.8	5:17:13.986
89	1	3:04.414	51.265	1:24.291	48.858	136.7	5:20:18.400
90	1	3:02.253	51.252	1:23.418	47.583	138.3	5:23:20.653
91	1	3:03.132	51.982	1:23.340	47.810	137.7	5:26:23.785
92	1	3:11.779 **B**	52.737	1:25.432	53.610	131.5	5:29:35.564
93	1	3:37.597	1:24.908	1:24.841	47.848	115.9	5:33:13.161
94	1	3:00.246	50.869	1:22.353	47.024	139.9	5:36:13.407
95	1	3:13.722	51.549	1:29.631	52.542	130.2	5:39:27.129
96	1	3:42.081	56.065	1:36.044	1:09.972	113.5	5:43:09.210
97	1	3:07.201	53.138	1:26.519	47.544	134.7	5:46:16.411
98	1	3:01.455	52.002	1:22.833	46.620	139.0	5:49:17.866
99	1	2:59.903	50.587	1:23.404	45.912	140.2	5:52:17.769
100	1	3:03.591	51.576	1:23.392	48.623	137.3	5:55:21.360
101	1	3:08.415	51.669	1:23.497	53.249	133.8	5:58:29.775
102	1	3:06.474	51.866	1:23.455	51.153	135.2	6:01:36.249

41 1.Simon CRIPPS 2.Spencer McCARTHY — MG B Roadster GTS11

Lap	D	Time	Sector 1	Sector 2	Sector 3	Kph	Elapsed
1	1	5:18.811	2:37.569	1:43.685	57.557	77.7	5:18.811
2	1	3:43.023	1:02.864	1:42.409	57.750	113.1	9:01.834
3	1	3:43.409	1:02.606	1:43.122	57.681	112.9	12:45.243
4	1	3:44.233	1:03.113	1:44.242	56.878	112.4	16:29.476
5	1	3:43.585	1:02.918	1:43.118	57.549	112.8	20:13.061
6	1	3:45.501	1:02.752	1:44.345	58.404	111.8	23:58.562
7	1	3:42.745	1:03.057	1:43.081	56.607	113.2	27:41.307
8	1	3:47.028	1:03.710	1:44.830	58.488	111.1	31:28.335
9	1	3:49.670	1:02.845	1:45.733	1:01.092	109.8	35:18.005
10	1	3:46.285	1:02.471	1:45.883	57.931	111.4	39:04.290
11	1	3:47.140	1:03.627	1:44.658	58.855	111.0	42:51.430
12	1	3:50.032	1:05.262	1:45.460	59.310	109.6	46:41.462
13	1	3:59.073 **B**	1:06.859	1:47.321	1:04.893	105.5	50:40.535
14	1	8:10.398	5:21.779	1:47.883	1:00.736	51.4	58:50.933
15	1	3:47.912	1:04.035	1:44.948	58.929	110.6	1:02:38.845
16	1	3:49.616	1:03.476	1:45.550	1:00.590	109.8	1:06:28.461
17	1	4:17.968	1:10.042	1:51.576	1:16.350	97.7	1:10:46.429
18	1	4:46.895	1:43.143	2:02.587	1:01.165	87.9	1:15:33.324
19	1	3:47.499	1:03.906	1:44.235	59.358	110.8	1:19:20.823
20	1	3:47.988	1:03.005	1:45.366	59.617	110.6	1:23:08.811
21	1	3:45.677	1:02.792	1:43.905	58.980	111.7	1:26:54.488
22	1	3:48.425	1:02.576	1:48.045	57.804	110.4	1:30:42.913
23	1	3:43.114	1:02.110	1:43.470	57.534	113.0	1:34:26.027
24	1	3:43.740	1:03.057	1:43.524	57.159	112.7	1:38:09.767
25	1	3:43.740	1:03.432	1:42.814	57.494	112.7	1:41:53.507
26	1	3:41.940	1:02.444	1:42.423	57.073	113.6	1:45:35.447
27	1	3:42.140	1:01.960	1:43.023	57.157	113.5	1:49:17.587
28	1	3:43.583	1:01.640	1:43.057	58.886	112.8	1:53:01.170
29	1	3:41.421	1:02.415	1:41.599	57.407	113.9	1:56:42.591
30	1	3:46.869	1:03.470	1:46.355	57.044	111.1	2:00:29.460
31	1	3:40.910	1:02.196	1:42.847	55.867	114.1	2:04:10.370
32	1	3:43.485	1:01.882	1:43.486	58.117	112.8	2:07:53.855
33	1	3:46.900	1:02.757	1:44.993	59.150	111.1	2:11:40.755
34	1	3:41.534	1:02.281	1:41.705	57.548	113.8	2:15:22.289
35	1	3:37.944	1:02.184	1:40.806	54.954	115.7	2:19:00.233
36	1	3:37.634	1:01.366	1:40.510	55.758	115.9	2:22:37.867
37	1	3:38.215	1:01.857	1:41.424	54.934	115.5	2:26:16.082
38	1	3:36.354	1:00.820	1:40.402	55.132	116.5	2:29:52.436
39	1	3:34.587	1:00.371	1:39.211	55.005	117.5	2:33:27.023
40	1	3:37.067	1:00.975	1:40.742	55.350	116.2	2:37:04.090
41	1	3:32.675	1:00.536	1:37.929	54.210	118.6	2:40:36.765
42	1	3:30.842	1:00.646	1:36.497	53.699	119.6	2:44:07.607
43	1	3:29.316	1:00.192	1:36.349	52.775	120.5	2:47:36.923
44	1	3:26.324	59.733	1:33.412	53.179	122.2	2:51:03.247
45	1	3:30.734	1:00.830	1:36.817	53.087	119.6	2:54:33.981
46	1	3:30.719	1:00.671	1:35.709	54.339	119.7	2:58:04.700
47	1	3:28.939	59.474	1:36.111	53.354	120.7	3:01:33.639
48	1	3:25.541	58.995	1:34.713	51.833	122.7	3:04:59.180

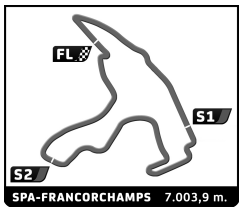

Spa Six Hours Endurance

SPA SIX HOURS

Race

Analysis

Personal Best | Session Best | **B** Crossing the finish line in pit lane

Lap	D	Time	Sector 1	Sector 2	Sector 3	Kph	Elapsed
49	1	3:20.397	58.374	1:30.526	51.497	125.8	3:08:19.577
50	1	3:19.482	57.886	1:28.764	52.832	126.4	3:11:39.059
51	1	3:20.661	57.748	1:31.687	51.226	125.7	3:14:59.720
52	1	3:20.422	58.491	1:27.380	54.551	125.8	3:18:20.142
53	1	4:01.240	58.404	1:45.701	1:17.135	104.5	3:22:21.382
54	1	4:46.302 **B**	1:16.493	2:00.831	1:28.978	88.1	3:27:07.684
55	1	10:04.405	6:53.859	1:50.554	1:19.992	41.7	3:37:12.089
56	1	3:45.346	1:12.521	1:36.268	56.557	111.9	3:40:57.435
57	1	3:25.436	58.269	1:32.784	54.383	122.7	3:44:22.871
58	1	3:19.000	58.742	1:29.574	50.684	126.7	3:47:41.871
59	1	3:15.921	56.989	1:28.100	50.832	128.7	3:50:57.792
60	1	3:22.569	57.021	1:31.824	53.724	124.5	3:54:20.361
61	1	3:20.467	58.222	1:31.701	50.544	125.8	3:57:40.828
62	1	3:15.133	57.528	1:27.545	50.060	129.2	4:00:55.961
63	1	3:18.090	57.250	1:28.972	51.868	127.3	4:04:14.051
64	1	3:15.454	57.438	1:27.569	50.447	129.0	4:07:29.505
65	1	3:17.765	56.997	1:26.776	53.992	127.5	4:10:47.270
66	1	3:16.758	57.653	1:28.283	50.822	128.1	4:14:04.028
67	1	3:13.871	56.254	1:26.510	51.107	130.1	4:17:17.899
68	1	3:14.833	56.377	1:28.082	50.374	129.4	4:20:32.732
69	1	3:12.640	55.829	1:26.332	50.479	130.9	4:23:45.372
70	1	3:14.367	57.027	1:27.057	50.283	129.7	4:26:59.739
71	1	3:13.913	58.553	1:25.693	49.667	130.0	4:30:13.652
72	1	3:14.862	56.127	1:27.880	50.855	129.4	4:33:28.514
73	1	3:15.957	56.797	1:29.053	50.107	128.7	4:36:44.471
74	1	3:13.813	56.164	1:26.045	51.604	130.1	4:39:58.284
75	1	3:15.450	56.740	1:28.584	50.126	129.0	4:43:13.734
76	1	3:12.830	56.049	1:26.998	49.783	130.8	4:46:26.564
77	1	3:12.084	55.846	1:25.426	50.812	131.3	4:49:38.648
78	1	3:10.221	55.476	1:24.947	49.798	132.6	4:52:48.869
79	1	3:11.337	55.659	1:25.691	49.987	131.8	4:56:00.206
80	1	3:13.050	55.556	1:27.419	50.075	130.6	4:59:13.256
81	1	4:37.182	1:03.795	2:16.122	1:17.265	91.0	5:03:50.438
82	1	4:39.871	1:21.082	2:05.765	1:13.024	90.1	5:08:30.309
83	1	4:22.800	1:15.476	2:02.809	1:04.515	95.9	5:12:53.109
84	1	3:14.954	56.743	1:26.627	51.584	129.3	5:16:08.063
85	1	3:19.423	56.933	1:29.181	53.309	126.4	5:19:27.486
86	1	3:13.464	56.372	1:26.288	50.804	130.3	5:22:40.950
87	1	3:19.079	56.143	1:32.810	50.126	126.7	5:26:00.029
88	1	3:14.625	56.519	1:27.449	50.657	129.6	5:29:14.654
89	1	3:17.248	56.553	1:29.025	51.670	127.8	5:32:31.902
90	1	3:13.778	57.371	1:26.500	49.907	130.1	5:35:45.680
91	1	8:43.267 **B**	57.320	1:27.841	6:18.106	48.2	5:44:28.947
92	1	8:56.801	6:35.927	1:29.352	51.522	47.0	5:53:25.748
93	1	3:14.307	56.551	1:26.752	51.004	129.8	5:56:40.055
94	1	3:28.929	58.283	1:34.845	55.801	120.7	6:00:08.984

42 1.Till BECHTOLSHEIMER 2.Tony BIANCHI 3.Pia BIANCHI — MG B GTS11

Lap	D	Time	Sector 1	Sector 2	Sector 3	Kph	Elapsed
1	1	4:31.422	1:49.122	1:44.758	57.542	91.3	4:31.422
2	1	3:43.276	1:01.724	1:42.541	59.011	112.9	8:14.698
3	1	3:49.878	1:04.742	1:47.086	58.050	109.7	12:04.576
4	1	3:39.541	1:00.891	1:42.203	56.447	114.8	15:44.117
5	1	3:41.847	1:03.123	1:42.057	56.667	113.7	19:25.964
6	1	3:47.259	1:03.865	1:44.998	58.396	110.9	23:13.223
7	1	3:45.536	1:02.676	1:44.336	58.524	111.8	26:58.759
8	1	3:42.546	1:02.188	1:42.688	57.670	113.3	30:41.305
9	1	3:43.442	1:02.326	1:43.232	57.884	112.8	34:24.747
10	1	3:42.837	1:02.246	1:43.792	56.799	113.2	38:07.584
11	1	3:45.336	1:02.428	1:43.791	59.117	111.9	41:52.920
12	1	3:46.311	1:03.781	1:44.805	57.725	111.4	45:39.231
13	1	3:44.707	1:02.531	1:44.568	57.608	112.2	49:23.938
14	1	3:46.676	1:03.403	1:45.555	57.718	111.2	53:10.614
15	1	3:44.492	1:02.304	1:44.014	58.174	112.3	56:55.106
16	1	3:43.131	1:02.513	1:43.079	57.539	113.0	1:00:38.237
17	1	3:45.860	1:04.686	1:43.194	57.980	111.6	1:04:24.097
18	1	5:00.072	1:10.669	2:18.429	1:30.974	84.0	1:09:24.169
19	1	4:33.072	1:21.477	1:58.601	1:12.994	92.3	1:13:57.241
20	1	3:45.491	1:03.157	1:44.844	57.490	111.8	1:17:42.732
21	1	3:45.684	1:02.713	1:43.312	59.659	111.7	1:21:28.416
22	1	3:43.399	1:02.647	1:44.362	56.390	112.9	1:25:11.815
23	1	3:40.801	1:01.986	1:41.822	56.993	114.2	1:28:52.616
24	1	3:42.512	1:02.691	1:42.793	57.028	113.3	1:32:35.128
25	1	3:43.609	1:01.899	1:44.494	57.216	112.8	1:36:18.737
26	1	3:42.626	1:02.092	1:43.239	57.295	113.3	1:40:01.363
27	1	3:40.271	1:01.577	1:42.295	56.399	114.5	1:43:41.634
28	1	3:46.260	1:04.380	1:43.815	58.065	111.4	1:47:27.894
29	1	3:41.273	1:02.136	1:42.318	56.819	114.0	1:51:09.167
30	1	3:41.065	1:02.512	1:41.904	56.649	114.1	1:54:50.232
31	1	3:42.653	1:02.390	1:43.203	57.060	113.2	1:58:32.885
32	1	3:38.417	1:02.211	1:40.681	55.525	115.4	2:02:11.302
33	1	3:40.316	1:02.274	1:41.638	56.404	114.4	2:05:51.618
34	1	3:40.376	1:02.144	1:41.064	57.168	114.4	2:09:31.994
35	1	3:45.909	1:01.823	1:45.362	58.724	111.6	2:13:17.903
36	1	3:36.655	1:01.531	1:40.292	54.832	116.4	2:16:54.558
37	1	3:38.754	1:01.061	1:41.508	56.185	115.3	2:20:33.312
38	1	3:46.499 **B**	1:01.838	1:40.087	1:04.574	111.3	2:24:19.811
39	1	6:14.761	3:19.917	1:51.354	1:03.490	67.3	2:30:34.572
40	1	3:58.803	1:06.129	1:49.286	1:03.388	105.6	2:34:33.375
41	1	3:57.262	1:07.158	1:48.534	1:01.570	106.3	2:38:30.637
42	1	3:50.951	1:05.467	1:46.205	59.279	109.2	2:42:21.588
43	1	3:48.786	1:05.298	1:44.505	58.983	110.2	2:46:10.374
44	1	3:48.824	1:05.261	1:44.683	58.880	110.2	2:49:59.198
45	1	3:44.549	1:03.490	1:42.529	58.530	112.3	2:53:43.747
46	1	3:53.979 **B**	1:04.141	1:42.580	1:07.258	107.8	2:57:37.726
47	1	4:19.058	1:39.221	1:42.446	57.391	97.3	3:01:56.784
48	1	3:50.814 **B**	1:03.050	1:41.179	1:06.585	109.2	3:05:47.598
49	1	10:22.292	7:43.645	1:41.524	57.123	40.5	3:16:09.890
50	1	3:32.592	1:01.491	1:34.683	56.418	118.6	3:19:42.482
51	1	3:39.231	1:00.555	1:33.709	1:04.967	115.0	3:23:21.713
52	1	4:24.972	1:05.780	1:45.448	1:33.744	95.2	3:27:46.685
53	1	4:42.854	1:10.996	1:56.649	1:35.209	89.1	3:32:29.539
54	1	4:31.781	1:21.420	1:52.079	1:18.282	92.8	3:37:01.320
55	1	3:57.205	1:13.137	1:42.594	1:01.474	106.3	3:40:58.525
56	1	3:33.945	1:02.365	1:35.043	56.537	117.9	3:44:32.470
57	1	3:24.828	1:00.081	1:31.341	53.406	123.1	3:47:57.298
58	1	3:24.572	59.423	1:32.344	52.805	123.3	3:51:21.870
59	1	3:23.184	58.270	1:30.940	53.974	124.1	3:54:45.054
60	1	3:23.145	59.771	1:30.246	53.128	124.1	3:58:08.199
61	1	3:22.965	59.487	1:30.042	53.436	124.2	4:01:31.164
62	1	3:26.212	1:00.179	1:32.634	53.399	122.3	4:04:57.376
63	1	3:22.249	58.709	1:28.937	54.603	124.7	4:08:19.625
64	1	3:26.972	59.573	1:30.326	57.073	121.8	4:11:46.597
65	1	3:19.676	58.263	1:28.502	52.911	126.3	4:15:06.273
66	1	3:24.721	59.110	1:31.257	54.354	123.2	4:18:30.994
67	1	3:20.195	58.454	1:28.581	53.160	125.9	4:21:51.189

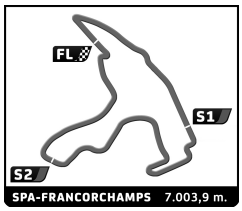

Spa Six Hours Endurance
SPA SIX HOURS
Race
Analysis

Personal Best | Session Best | **B** Crossing the finish line in pit lane

Lap	D	Time	Sector 1	Sector 2	Sector 3	Kph	Elapsed
68	1	3:21.121	58.306	1:29.448	53.367	125.4	4:25:12.310
69	1	3:23.397	58.560	1:30.068	54.769	124.0	4:28:35.707
70	1	3:21.695	1:00.145	1:29.457	52.093	125.0	4:31:57.402
71	1	3:20.532	59.798	1:28.874	51.860	125.7	4:35:17.934
72	1	3:23.621	57.638	1:31.933	54.050	123.8	4:38:41.555
73	1	3:24.592	57.895	1:30.279	56.418	123.2	4:42:06.147
74	1	3:32.286 B	59.354	1:29.898	1:03.034	118.8	4:45:38.433
75	1	6:12.784	3:47.542	1:31.548	53.694	67.6	4:51:51.217
76	1	3:16.499	57.813	1:28.040	50.646	128.3	4:55:07.716
77	1	3:15.899	56.525	1:28.519	50.855	128.7	4:58:23.615
78	1	3:38.157	58.849	1:33.915	1:05.393	115.6	5:02:01.772
79	1	3:43.029	1:03.661	1:32.713	1:06.655	113.1	5:05:44.801
80	1	4:48.178	1:14.718	1:53.819	1:39.641	87.5	5:10:32.979
81	1	3:49.010	1:17.600	1:39.857	51.553	110.1	5:14:21.989
82	1	3:18.247	57.360	1:29.853	51.034	127.2	5:17:40.236
83	1	3:14.878	56.010	1:28.495	50.373	129.4	5:20:55.114
84	1	3:17.308	58.013	1:27.338	51.957	127.8	5:24:12.422
85	1	3:15.144	56.417	1:28.483	50.244	129.2	5:27:27.566
86	1	3:16.227	58.484	1:27.132	50.611	128.5	5:30:43.793
87	1	3:13.032	56.301	1:26.497	50.234	130.6	5:33:56.825
88	1	3:12.575	55.826	1:25.930	50.819	130.9	5:37:09.400
89	1	3:25.356	59.838	1:30.228	55.290	122.8	5:40:34.756
90	1	3:36.234	1:01.011	1:44.684	50.539	116.6	5:44:10.990
91	1	3:16.155	58.205	1:25.906	52.044	128.5	5:47:27.145
92	1	3:11.903	55.345	1:26.339	50.219	131.4	5:50:39.048
93	1	3:13.339	55.417	1:26.864	51.058	130.4	5:53:52.387
94	1	3:15.341	55.386	1:27.463	52.492	129.1	5:57:07.728
95	1	3:13.846	55.100	1:27.926	50.820	130.1	6:00:21.574

44 1.Mike THORNE 2.Sarah BENNETT-BAGGS 3.Johnny TODD — AUSTIN HEALEY 100 GTS2

Lap	D	Time	Sector 1	Sector 2	Sector 3	Kph	Elapsed
1	1	4:27.909	1:48.667	1:41.752	57.490	92.5	4:27.909
2	1	3:43.026	1:01.650	1:43.325	58.051	113.1	8:10.935
3	1	3:40.300	1:01.564	1:42.463	56.273	114.5	11:51.235
4	1	3:37.933	1:00.836	1:41.751	55.346	115.7	15:29.168
5	1	3:38.711	1:00.581	1:40.841	57.289	115.3	19:07.879
6	1	3:35.417	59.406	1:40.388	55.623	117.0	22:43.296
7	1	3:38.483	59.195	1:43.160	56.128	115.4	26:21.779
8	1	3:37.208	1:00.301	1:39.904	57.003	116.1	29:58.987
9	1	3:37.990	1:01.626	1:40.118	56.246	115.7	33:36.977
10	1	3:38.932	1:01.312	1:41.443	56.177	115.2	37:15.909
11	1	3:40.485	1:00.763	1:42.273	57.449	114.4	40:56.394
12	1	3:41.836	1:02.822	1:42.314	56.700	113.7	44:38.230
13	1	3:40.854	1:02.661	1:41.736	56.457	114.2	48:19.084
14	1	3:38.010	1:00.728	1:39.839	57.443	115.7	51:57.094
15	1	3:37.126	1:00.117	1:40.825	56.184	116.1	55:34.220
16	1	3:38.730	1:01.358	1:40.892	56.480	115.3	59:12.950
17	1	3:38.220	1:01.966	1:41.230	55.024	115.5	1:02:51.170
18	1	3:45.895	1:00.613	1:43.152	1:02.130	111.6	1:06:37.065
19	1	4:13.858	1:09.084	1:49.225	1:15.549	99.3	1:10:50.923
20	1	4:55.761 B	1:41.885	1:59.724	1:14.152	85.3	1:15:46.684
21	1	7:04.364	4:22.272	1:46.592	55.500	59.4	1:22:51.048
22	1	3:39.300	1:00.042	1:42.030	57.228	115.0	1:26:30.348
23	1	3:36.182	59.737	1:40.809	55.636	116.6	1:30:06.530
24	1	3:37.656	59.571	1:41.691	56.394	115.8	1:33:44.186
25	1	3:36.753	1:00.404	1:41.142	55.207	116.3	1:37:20.939
26	1	3:36.510	1:00.524	1:40.233	55.753	116.5	1:40:57.449
27	1	3:47.570 B	1:00.232	1:42.420	1:04.918	110.8	1:44:45.019
28	1	:42:47.829 B	...	1:53.976	1:35.315	4.1	3:27:32.848
29	1	44:38.774	...	1:35.765	56.429	9.4	4:12:11.622
30	1	3:28.452	1:01.084	1:32.883	54.485	121.0	4:15:40.074
31	1	3:23.211	59.031	1:31.393	52.787	124.1	4:19:03.285
32	1	3:16.683	58.476	1:26.685	51.522	128.2	4:22:19.968
33	1	3:21.263	57.553	1:29.635	54.075	125.3	4:25:41.231
34	1	3:21.430	59.254	1:30.402	51.774	125.2	4:29:02.661
35	1	3:19.644	58.117	1:28.789	52.738	126.3	4:32:22.305
36	1	3:20.583	58.188	1:28.928	53.467	125.7	4:35:42.888
37	1	3:28.144	1:00.240	1:33.410	54.494	121.1	4:39:11.032
38	1	3:42.722 B	1:02.682	1:33.509	1:06.531	113.2	4:42:53.754

45 1.Bernard FILLIERS 2.Philippe DE CRAENE — PORSCHE 911 GTS11

Lap	D	Time	Sector 1	Sector 2	Sector 3	Kph	Elapsed
1	1	4:49.446	1:56.782	1:49.010	1:03.654	85.6	4:49.446
2	1	3:53.468	1:07.540	1:45.051	1:00.877	108.0	8:42.914
3	1	3:53.204	1:07.057	1:45.451	1:00.696	108.1	12:36.118
4	1	3:55.149	1:06.231	1:46.240	1:02.678	107.2	16:31.267
5	1	3:53.880	1:08.238	1:45.802	59.840	107.8	20:25.147
6	1	3:52.107	1:05.171	1:45.641	1:01.295	108.6	24:17.254
7	1	3:53.206	1:06.449	1:46.413	1:00.344	108.1	28:10.460
8	1	3:51.141	1:07.802	1:44.182	59.157	109.1	32:01.601
9	1	3:51.331	1:06.576	1:44.558	1:00.197	109.0	35:52.932
10	1	3:52.926	1:06.740	1:44.676	1:01.510	108.2	39:45.858
11	1	3:58.522	1:08.311	1:47.672	1:02.539	105.7	43:44.380
12	1	3:58.199	1:08.925	1:46.847	1:02.427	105.9	47:42.579
13	1	3:54.430	1:08.276	1:45.644	1:00.510	107.6	51:37.009
14	1	3:52.588	1:07.372	1:45.463	59.753	108.4	55:29.597
15	1	3:56.971	1:08.132	1:48.686	1:00.153	106.4	59:26.568
16	1	3:51.951	1:07.379	1:44.926	59.646	108.7	1:03:18.519
17	1	4:09.073	1:08.463	1:50.710	1:09.900	101.2	1:07:27.592
18	1	4:06.219 B	1:07.845	1:50.036	1:08.338	102.4	1:11:33.811
19	1	7:16.588	4:32.051	1:42.947	1:01.590	57.8	1:18:50.399
20	1	3:43.077	1:03.082	1:42.160	57.835	113.0	1:22:33.476
21	1	3:48.930	1:03.526	1:47.139	58.265	110.1	1:26:22.406
22	1	3:38.819	1:00.978	1:40.905	56.936	115.2	1:30:01.225
23	1	3:36.430	1:00.834	1:39.428	56.168	116.5	1:33:37.655
24	1	3:40.843	1:02.475	1:41.271	57.097	114.2	1:37:18.498
25	1	3:39.128	1:00.957	1:40.693	57.478	115.1	1:40:57.626
26	1	3:42.592	1:00.705	1:45.330	56.557	113.3	1:44:40.218
27	1	3:42.575	1:01.812	1:43.470	57.293	113.3	1:48:22.793
28	1	3:39.929	1:01.016	1:42.029	56.884	114.6	1:52:02.722
29	1	3:37.823	1:00.995	1:40.309	56.519	115.8	1:55:40.545
30	1	3:39.925	1:02.773	1:40.923	56.229	114.6	1:59:20.470
31	1	3:35.696	1:00.675	1:39.564	55.457	116.9	2:02:56.166
32	1	3:39.518	1:01.405	1:39.359	58.754	114.9	2:06:35.684
33	1	3:44.056	1:02.326	1:42.521	59.209	112.5	2:10:19.740
34	1	3:41.041	1:01.564	1:41.331	58.146	114.1	2:14:00.781
35	1	3:38.024	1:01.487	1:39.673	56.864	115.6	2:17:38.805
36	1	3:37.740	1:00.421	1:39.940	57.379	115.8	2:21:16.545
37	1	3:44.182	1:07.762	1:42.283	54.137	112.5	2:25:00.727
38	1	3:35.089	59.955	1:39.920	55.214	117.2	2:28:35.816
39	1	3:33.364	1:00.061	1:38.543	54.760	118.2	2:32:09.180
40	1	3:33.135	59.757	1:38.699	54.679	118.3	2:35:42.315
41	1	3:33.518	1:00.465	1:39.146	53.907	118.1	2:39:15.833
42	1	3:30.392	59.070	1:37.102	54.220	119.8	2:42:46.225
43	1	32:44.462 B	59.586	...	1:06.557	12.8	3:15:30.687
44	1	6:17.684	3:33.289	1:42.328	1:02.067	66.8	3:21:48.371

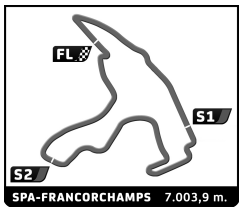

Spa Six Hours Endurance

SPA SIX HOURS

Race

Analysis

Personal Best | Session Best | **B** Crossing the finish line in pit lane

Lap	D	Time	Sector 1	Sector 2	Sector 3	Kph	Elapsed
45	1	3:48.908	1:02.717	1:41.211	1:04.980	110.1	3:25:37.279
46	1	4:44.038	1:20.101	2:02.054	1:21.883	88.8	3:30:21.317
47	1	4:37.248	1:16.317	2:02.822	1:18.109	90.9	3:34:58.565
48	1	4:30.697	1:18.422	2:05.286	1:06.989	93.1	3:39:29.262
49	1	3:35.893	1:02.293	1:38.414	55.186	116.8	3:43:05.155
50	1	3:32.311	1:01.498	1:35.284	55.529	118.8	3:46:37.466
51	1	3:31.365	1:01.703	1:34.421	55.241	119.3	3:50:08.831
52	1	3:28.657	59.903	1:33.914	54.840	120.8	3:53:37.488
53	1	3:27.956	1:00.609	1:34.025	53.322	121.2	3:57:05.444
54	1	3:26.806	59.773	1:33.444	53.589	121.9	4:00:32.250
55	1	3:25.312	59.768	1:32.523	53.021	122.8	4:03:57.562
56	1	3:25.755	59.714	1:32.754	53.287	122.5	4:07:23.317
57	1	3:25.883	1:00.054	1:31.837	53.992	122.5	4:10:49.200
58	1	3:31.683	1:02.613	1:34.027	55.043	119.1	4:14:20.883
59	1	3:26.330	1:00.615	1:32.438	53.277	122.2	4:17:47.213
60	1	3:23.649	59.219	1:32.126	52.304	123.8	4:21:10.862
61	1	3:22.035	58.485	1:31.290	52.260	124.8	4:24:32.897
62	1	3:21.925	58.692	1:31.318	51.915	124.9	4:27:54.822
63	1	3:23.748	1:00.756	1:30.886	52.106	123.8	4:31:18.570
64	1	3:22.400	58.695	1:31.660	52.045	124.6	4:34:40.970
65	1	3:31.788 **B**	58.665	1:30.881	1:02.242	119.1	4:38:12.758
66	1	9:25.397	6:55.443	1:36.379	53.575	44.6	4:47:38.155
67	1	3:24.652	58.724	1:33.796	52.132	123.2	4:51:02.807
68	1	3:19.650	57.325	1:30.592	51.733	126.3	4:54:22.457
69	1	3:21.128	57.549	1:32.056	51.523	125.4	4:57:43.585
70	1	3:28.278	56.553	1:30.636	1:01.089	121.1	5:01:11.863
71	1	4:14.722	1:08.588	1:46.738	1:19.396	99.0	5:05:26.585
72	1	4:42.697	1:16.834	1:58.977	1:26.886	89.2	5:10:09.282
73	1	4:04.930	1:26.162	1:44.859	53.909	102.9	5:14:14.212
74	1	3:19.390	57.408	1:30.889	51.093	126.5	5:17:33.602
75	1	3:21.088	56.491	1:32.656	51.941	125.4	5:20:54.690
76	1	3:21.106	58.735	1:29.654	52.717	125.4	5:24:15.796
77	1	3:16.285	56.602	1:28.784	50.899	128.5	5:27:32.081
78	1	3:18.357	56.907	1:30.498	50.952	127.1	5:30:50.438
79	1	3:18.338	56.539	1:30.827	50.972	127.1	5:34:08.776
80	1	3:15.371	56.204	1:28.013	51.154	129.1	5:37:24.147
81	1	3:40.385	59.582	1:37.579	1:03.224	114.4	5:41:04.532
82	1	3:34.478	1:06.752	1:34.145	53.581	117.6	5:44:39.010
83	1	3:18.467	57.323	1:29.182	51.962	127.0	5:47:57.477
84	1	3:16.590	56.004	1:29.545	51.041	128.3	5:51:14.067
85	1	3:14.575	56.217	1:27.815	50.543	129.6	5:54:28.642
86	1	3:14.233	55.637	1:27.238	51.358	129.8	5:57:42.875
87	1	3:13.347	55.370	1:27.994	49.983	130.4	6:00:56.222

46 1.Nigel REUBEN 2.Oliver REUBEN — TVR Griffith GTS12

Lap	D	Time	Sector 1	Sector 2	Sector 3	Kph	Elapsed
1	1	3:41.740	1:03.105	1:41.017	57.618	111.7	3:41.740
2	1	3:29.788	56.312	1:40.370	53.106	120.2	7:11.528
3	1	3:28.679	55.665	1:39.235	53.779	120.8	10:40.207
4	1	3:28.608	55.760	1:37.930	54.918	120.9	14:08.815
5	1	3:26.859	55.530	1:38.009	53.320	121.9	17:35.674
6	1	3:27.379	55.716	1:38.499	53.164	121.6	21:03.053
7	1	3:29.989	55.681	1:40.192	54.116	120.1	24:33.042
8	1	3:29.949	56.690	1:40.038	53.221	120.1	28:02.991
9	1	3:33.119	56.878	1:38.836	57.405	118.3	31:36.110
10	1	3:33.275	56.099	1:41.343	55.833	118.2	35:09.385
11	1	3:32.562	56.519	1:40.939	55.104	118.6	38:41.947
12	1	3:33.214	56.022	1:41.214	55.978	118.3	42:15.161
13	1	3:33.493	56.658	1:40.779	56.056	118.1	45:48.654
14	1	3:30.560	56.447	1:39.659	54.454	119.7	49:19.214
15	1	3:33.127	56.290	1:40.562	56.275	118.3	52:52.341
16	1	3:31.861	56.474	1:41.456	53.931	119.0	56:24.202
17	1	3:37.174	1:00.185	1:42.164	54.825	116.1	1:00:01.376
18	1	3:32.169	56.232	1:40.370	55.567	118.8	1:03:33.545
19	1	4:06.012	1:02.939	1:49.971	1:13.102	102.5	1:07:39.557
20	1	3:58.232	1:08.723	1:48.599	1:00.910	105.8	1:11:37.789
21	1	4:26.399 **B**	1:13.770	2:05.812	1:06.817	94.6	1:16:04.188
22	1	20:11.864 **B**	...	1:42.454	1:03.867	20.8	1:36:16.052
23	1	8:25.485	5:47.612	1:42.787	55.086	49.9	1:44:41.537
24	1	3:35.000	57.776	1:42.669	54.555	117.3	1:48:16.537
25	1	3:30.701	57.274	1:39.990	53.437	119.7	1:51:47.238
26	1	3:35.088	57.400	1:42.140	55.548	117.2	1:55:22.326
27	1	3:29.661	56.041	1:39.628	53.992	120.3	1:58:51.987
28	1	3:30.301	56.546	1:40.591	53.164	119.9	2:02:22.288
29	1	3:30.758	56.617	1:38.489	55.652	119.6	2:05:53.046
30	1	3:29.864	56.093	1:40.647	53.124	120.1	2:09:22.910
31	1	3:31.185	55.423	1:41.233	54.529	119.4	2:12:54.095
32	1	3:26.513	55.203	1:38.713	52.597	122.1	2:16:20.608
33	1	3:24.386	55.784	1:36.654	51.948	123.4	2:19:44.994
34	1	3:24.083	56.072	1:36.064	51.947	123.5	2:23:09.077
35	1	3:26.432	54.336	1:38.143	53.953	122.1	2:26:35.509
36	1	3:27.629	56.247	1:36.953	54.429	121.4	2:30:03.138
37	1	3:21.793	55.940	1:34.612	51.241	125.0	2:33:24.931
38	1	3:25.906	56.407	1:38.292	51.207	122.5	2:36:50.837
39	1	3:18.778	54.381	1:34.290	50.107	126.8	2:40:09.615
40	1	3:16.472	53.721	1:33.024	49.727	128.3	2:43:26.087
41	1	3:16.367	55.021	1:33.185	48.161	128.4	2:46:42.454
42	1	3:13.112	53.397	1:30.439	49.276	130.6	2:49:55.566
43	1	3:15.801	53.449	1:31.368	50.984	128.8	2:53:11.367
44	1	3:15.661	55.701	1:31.442	48.518	128.9	2:56:27.028
45	1	3:08.658	51.323	1:29.602	47.733	133.7	2:59:35.686
46	1	3:13.271	51.256	1:31.786	50.229	130.5	3:02:48.957
47	1	3:07.900	51.691	1:28.462	47.747	134.2	3:05:56.857
48	1	3:16.343	51.675	1:32.015	52.653	128.4	3:09:13.200
49	1	3:08.659	51.652	1:27.481	49.526	133.6	3:12:21.859
50	1	3:08.366	54.607	1:26.368	47.391	133.9	3:15:30.225
51	1	3:09.770	51.227	1:26.489	52.054	132.9	3:18:39.995
52	1	3:50.891	52.469	1:40.623	1:17.799	109.2	3:22:30.886
53	1	4:39.701	1:15.406	1:59.930	1:24.365	90.1	3:27:10.587
54	1	4:47.969	1:21.194	2:01.382	1:25.393	87.6	3:31:58.556
55	1	4:37.666	1:25.635	2:00.550	1:11.481	90.8	3:36:36.222
56	1	3:50.220	1:11.828	1:47.878	50.514	109.5	3:40:26.442
57	1	3:04.445	51.392	1:26.744	46.309	136.7	3:43:30.887
58	1	3:04.570	50.597	1:25.992	47.981	136.6	3:46:35.457
59	1	3:08.210	51.202	1:27.388	49.620	134.0	3:49:43.667
60	1	3:04.797	50.986	1:25.760	48.051	136.4	3:52:48.464
61	1	3:05.781	52.922	1:25.297	47.562	135.7	3:55:54.245
62	1	3:01.592	50.590	1:24.547	46.455	138.9	3:58:55.837
63	1	3:13.909 **B**	51.444	1:23.720	58.745	130.0	4:02:09.746
64	1	13:19.458	...	1:30.390	47.710	31.5	4:15:29.204
65	1	3:01.100	50.153	1:23.602	47.345	139.2	4:18:30.304
66	1	3:04.606	51.627	1:24.824	48.155	136.6	4:21:34.910
67	1	2:57.511	48.273	1:23.532	45.706	142.0	4:24:32.421
68	1	2:58.220	48.283	1:22.640	47.297	141.5	4:27:30.641
69	1	3:01.950	48.797	1:25.078	48.075	138.6	4:30:32.591
70	1	3:07.200	52.734	1:28.185	46.281	134.7	4:33:39.791

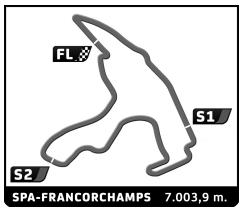

Spa Six Hours Endurance

SPA SIX HOURS

Race

Analysis

Personal Best | Session Best | B Crossing the finish line in pit lane

Lap	D	Time	Sector 1	Sector 2	Sector 3	Kph	Elapsed
71	1	3:03.374	48.316	1:28.063	46.995	137.5	4:36:43.165
72	1	3:03.781	50.420	1:25.778	47.583	137.2	4:39:46.946
73	1	2:58.394	49.687	1:22.582	46.125	141.3	4:42:45.340
74	1	2:58.147	49.156	1:23.172	45.819	141.5	4:45:43.487
75	1	2:58.675	48.501	1:22.899	47.275	141.1	4:48:42.162
76	1	2:58.617	48.151	1:22.569	47.897	141.2	4:51:40.779
77	1	3:03.127	49.275	1:24.147	49.705	137.7	4:54:43.906
78	1	3:01.713	49.308	1:25.521	46.884	138.8	4:57:45.619
79	1	3:25.246	51.656	1:29.325	1:04.265	122.8	5:01:10.865
80	1	4:14.939	1:09.062	1:46.555	1:19.322	98.9	5:05:25.804
81	1	4:42.070	1:16.614	1:59.267	1:26.189	89.4	5:10:07.874
82	1	3:56.948	1:26.357	1:43.715	46.876	106.4	5:14:04.822
83	1	2:55.922	49.025	1:21.898	44.999	143.3	5:17:00.744
84	1	2:55.557	47.643	1:22.355	45.559	143.6	5:19:56.301
85	1	2:56.031	47.811	1:23.153	45.067	143.2	5:22:52.332
86	1	2:56.815	49.088	1:21.605	46.122	142.6	5:25:49.147
87	1	3:04.466	50.345	1:25.992	48.129	136.7	5:28:53.613
88	1	2:57.804	49.656	1:21.770	46.378	141.8	5:31:51.417

47 1.Phil MULACEK 2.Pierre MULACEK 3.Sterling MULACEK — FORD Mustang CT10

Lap	D	Time	Sector 1	Sector 2	Sector 3	Kph	Elapsed
1	1	:21:24.967 B	...	1:51.880	59.610	5.1	1:21:24.967
2	1	3:43.257	1:03.537	1:43.025	56.695	112.9	1:25:08.224
3	1	3:41.367	1:00.660	1:43.642	57.065	113.9	1:28:49.591
4	1	3:39.716	1:00.794	1:42.241	56.681	114.8	1:32:29.307
5	1	3:44.994	1:03.456	1:44.810	56.728	112.1	1:36:14.301
6	1	3:45.902	1:02.089	1:46.692	57.121	111.6	1:40:00.203
7	1	3:43.174	1:01.786	1:44.230	57.158	113.0	1:43:43.377
8	1	3:43.231	1:01.765	1:42.655	58.811	113.0	1:47:26.608
9	1	3:41.578	1:02.089	1:42.884	56.605	113.8	1:51:08.186
10	1	3:40.664	1:02.769	1:41.605	56.290	114.3	1:54:48.850
11	1	3:40.037	1:00.758	1:43.135	56.144	114.6	1:58:28.887
12	1	3:38.826	1:01.155	1:41.206	56.465	115.2	2:02:07.713
13	1	3:41.881	1:00.164	1:42.686	59.031	113.6	2:05:49.594
14	1	3:38.227	1:00.422	1:41.996	55.809	115.5	2:09:27.821
15	1	3:45.499	1:01.052	1:44.224	1:00.223	111.8	2:13:13.320
16	1	3:38.105	1:01.257	1:42.578	54.270	115.6	2:16:51.425
17	1	3:39.069	1:00.535	1:41.675	56.859	115.1	2:20:30.494
18	1	3:37.483	1:01.303	1:42.096	54.084	115.9	2:24:07.977
19	1	3:37.993	1:01.346	1:41.025	55.622	115.7	2:27:45.970
20	1	3:32.787	59.957	1:39.136	53.694	118.5	2:31:18.757
21	1	3:33.949	1:01.778	1:38.731	53.440	117.9	2:34:52.706
22	1	3:48.302 B	1:00.797	1:39.466	1:08.039	110.4	2:38:41.008
23	1	10:48.226	8:08.152	1:43.250	56.824	38.9	2:49:29.234
24	1	3:40.044	1:01.888	1:42.158	55.998	114.6	2:53:09.278
25	1	3:42.569	1:02.860	1:41.415	58.294	113.3	2:56:51.847
26	1	3:58.083 B	1:03.778	1:41.494	1:12.811	105.9	3:00:49.930

48 1.Masakazu TOTSUKA 2.Yoshio SEKIGUCHI 3.Noriaki UCHINO — AUSTIN HEALEY 3000 MK2 BJ7 GTS12

Lap	D	Time	Sector 1	Sector 2	Sector 3	Kph	Elapsed
1	1	4:45.366	1:57.475	1:47.833	1:00.058	86.8	4:45.366
2	1	3:40.598	1:00.574	1:42.933	57.091	114.3	8:25.964
3	1	3:44.131	59.598	1:43.261	1:01.272	112.5	12:10.095
4	1	3:38.777	1:01.028	1:41.781	55.968	115.3	15:48.872
5	1	3:38.792	1:00.054	1:41.707	57.031	115.2	19:27.664
6	1	3:39.214	1:00.008	1:42.320	56.886	115.0	23:06.878
7	1	3:53.804	58.784	1:43.076	1:11.944	107.8	27:00.682
8	1	3:47.660	1:02.140	1:45.320	1:00.200	110.8	30:48.342
9	1	3:43.810	59.810	1:46.045	57.955	112.7	34:32.152
10	1	3:41.179	1:00.365	1:43.297	57.517	114.0	38:13.331
11	1	3:52.399	1:01.040	1:47.199	1:04.160	108.5	42:05.730
12	1	4:06.350	1:08.856	1:53.892	1:03.602	102.4	46:12.080
13	1	3:49.609	1:04.230	1:45.215	1:00.164	109.8	50:01.689
14	1	4:03.446 B	1:01.532	1:44.762	1:17.152	103.6	54:05.135
15	1	6:32.556	3:11.183	2:17.352	1:04.021	64.2	1:00:37.691
16	1	4:22.159	1:16.704	1:57.780	1:07.675	96.2	1:04:59.850
17	1	4:50.660	1:27.304	2:00.143	1:23.213	86.7	1:09:50.510
18	1	4:23.502	1:13.558	1:59.221	1:10.723	95.7	1:14:14.012
19	1	4:10.051	1:08.951	1:57.995	1:03.105	100.8	1:18:24.063
20	1	4:03.413	1:05.224	1:53.855	1:04.334	103.6	1:22:27.476
21	1	4:07.828	1:06.410	1:55.007	1:06.411	101.7	1:26:35.304
22	1	3:58.826	1:05.598	1:51.445	1:01.783	105.6	1:30:34.130
23	1	4:00.903	1:04.947	1:52.673	1:03.283	104.7	1:34:35.033
24	1	3:59.635	1:04.832	1:53.045	1:01.758	105.2	1:38:34.668
25	1	3:54.628	1:04.096	1:47.936	1:02.596	107.5	1:42:29.296
26	1	3:59.883	1:05.591	1:52.308	1:01.984	105.1	1:46:29.179
27	1	3:56.809	1:02.077	1:52.428	1:02.304	106.5	1:50:25.988
28	1	4:15.491 B	1:05.963	1:54.578	1:14.950	98.7	1:54:41.479
29	1	13:00.527	...	1:47.654	1:03.198	32.3	2:07:42.006
30	1	3:59.106	1:05.306	1:47.458	1:06.342	105.5	2:11:41.112
31	1	3:57.313	1:04.492	1:49.368	1:03.453	106.2	2:15:38.425
32	1	3:53.379	1:02.316	1:52.049	59.014	108.0	2:19:31.804
33	1	3:48.209	1:02.820	1:46.551	58.838	110.5	2:23:20.013
34	1	3:47.549	1:05.049	1:43.329	59.171	110.8	2:27:07.562
35	1	3:44.774	1:00.776	1:47.155	56.843	112.2	2:30:52.336
36	1	3:41.614	1:00.483	1:43.500	57.631	113.8	2:34:33.950
37	1	3:40.376	1:01.818	1:43.643	54.915	114.4	2:38:14.326
38	1	3:54.846	59.804	1:56.976	58.066	107.4	2:42:09.172
39	1	3:43.495	59.847	1:48.251	55.397	112.8	2:45:52.667
40	1	3:38.405	59.320	1:43.464	55.621	115.4	2:49:31.072
41	1	3:40.608	1:00.413	1:43.968	56.227	114.3	2:53:11.680
42	1	3:42.209	1:02.776	1:40.589	58.844	113.5	2:56:53.889
43	1	3:36.570	1:01.484	1:41.251	53.835	116.4	3:00:30.459
44	1	3:39.644 B	58.060	1:37.315	1:04.269	114.8	3:04:10.103
45	1	6:02.857	3:26.560	1:38.886	57.411	69.5	3:10:12.960
46	1	3:30.582	58.383	1:37.510	54.689	119.7	3:13:43.542
47	1	3:32.922	59.197	1:39.691	54.034	118.4	3:17:16.464
48	1	3:40.833	58.075	1:37.575	1:05.183	114.2	3:20:57.297
49	1	4:16.388	1:06.616	1:44.530	1:25.242	98.3	3:25:13.685
50	1	4:48.190	1:20.867	2:08.075	1:19.248	87.5	3:30:01.875
51	1	4:37.647	1:17.654	2:07.945	1:12.048	90.8	3:34:39.522
52	1	4:35.907	1:20.163	2:10.169	1:05.575	91.4	3:39:15.429
53	1	3:30.364	57.253	1:37.109	56.002	119.9	3:42:45.793
54	1	3:28.624	59.142	1:34.378	55.104	120.9	3:46:14.417
55	1	3:22.419	57.678	1:31.674	53.067	124.6	3:49:36.836
56	1	3:22.823	56.820	1:33.014	52.989	124.3	3:52:59.659
57	1	3:22.498	56.318	1:34.399	51.781	124.5	3:56:22.157
58	1	3:18.956	55.612	1:30.257	53.087	126.7	3:59:41.113
59	1	3:21.181	56.544	1:32.194	52.443	125.3	4:03:02.294
60	1	3:24.344	55.454	1:34.000	54.890	123.4	4:06:26.638
61	1	3:22.590	56.984	1:32.707	52.899	124.5	4:09:49.228
62	1	3:21.633	55.921	1:30.320	55.392	125.0	4:13:10.861
63	1	3:33.024 B	58.242	1:31.673	1:03.109	118.4	4:16:43.885
64	1	12:10.873	9:15.193	1:51.955	1:03.725	34.5	4:28:54.758
65	1	3:48.300	1:02.344	1:46.417	59.539	110.4	4:32:43.058

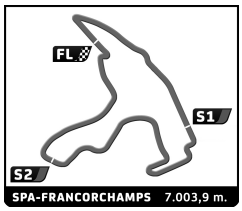

Spa Six Hours Endurance

SPA SIX HOURS

Race

Analysis

Personal Best | Session Best | **B** Crossing the finish line in pit lane

Lap	D	Time	Sector 1	Sector 2	Sector 3	Kph	Elapsed
66	1	3:48.619	1:00.962	1:47.378	1:00.279	110.3	4:36:31.677
67	1	3:46.528	1:01.449	1:44.173	1:00.906	111.3	4:40:18.205
68	1	3:40.790	1:00.848	1:41.743	58.199	114.2	4:43:58.995
69	1	3:36.305	59.415	1:40.458	56.432	116.6	4:47:35.300
70	1	3:41.071	59.866	1:43.353	57.852	114.1	4:51:16.371
71	1	3:43.229	1:02.058	1:42.213	58.958	113.0	4:54:59.600
72	1	3:39.749	59.245	1:42.331	58.173	114.7	4:58:39.349
73	1	3:48.484	59.961	1:46.068	1:02.455	110.4	5:02:27.833
74	1	4:21.062 **B**	1:13.530	1:47.120	1:20.412	96.6	5:06:48.895
75	1	6:26.987	3:44.712	1:40.873	1:01.402	65.2	5:13:15.882
76	1	3:58.055 **B**	1:03.593	1:41.167	1:13.295	105.9	5:17:13.937
77	1	4:33.880	1:54.556	1:42.053	57.271	92.1	5:21:47.817
78	1	3:34.570	59.766	1:37.848	56.956	117.5	5:25:22.387
79	1	3:32.744	59.510	1:37.125	56.109	118.5	5:28:55.131
80	1	3:35.221	1:00.040	1:39.526	55.655	117.2	5:32:30.352
81	1	3:28.263	1:00.239	1:35.558	52.466	121.1	5:35:58.615
82	1	3:42.715	59.750	1:35.835	1:07.130	113.2	5:39:41.330
83	1	3:37.869	1:00.349	1:35.908	1:01.612	115.7	5:43:19.199
84	1	3:28.288	1:00.290	1:34.344	53.654	121.1	5:46:47.487
85	1	3:26.455	58.703	1:34.183	53.569	122.1	5:50:13.942
86	1	3:32.355	57.999	1:37.287	57.069	118.7	5:53:46.297
87	1	3:27.913	57.775	1:35.734	54.404	121.3	5:57:14.210
88	1	3:32.255	57.678	1:36.036	58.541	118.8	6:00:46.465

49 1.Didier FORRIER 2.Jørgen HINDRYCKX — MG B GTS11

Lap	D	Time	Sector 1	Sector 2	Sector 3	Kph	Elapsed
1	1	4:48.537	1:58.248	1:47.940	1:02.349	85.9	4:48.537
2	1	3:45.396	1:04.078	1:42.981	58.337	111.9	8:33.933
3	1	3:48.360	1:06.961	1:43.432	57.967	110.4	12:22.293
4	1	3:42.493	1:03.561	1:42.037	56.895	113.3	16:04.786
5	1	3:45.818	1:03.343	1:43.528	58.947	111.7	19:50.604
6	1	3:47.669	1:04.265	1:45.591	57.813	110.7	23:38.273
7	1	3:43.995	1:02.877	1:43.355	57.763	112.6	27:22.268
8	1	3:44.881	1:03.332	1:43.204	58.345	112.1	31:07.149
9	1	3:46.563	1:02.989	1:44.126	59.448	111.3	34:53.712
10	1	3:45.052	1:02.957	1:43.630	58.465	112.0	38:38.764
11	1	3:48.586	1:05.819	1:42.587	1:00.180	110.3	42:27.350
12	1	3:48.876	1:04.584	1:46.017	58.275	110.2	46:16.226
13	1	3:46.038	1:04.086	1:42.761	59.191	111.5	50:02.264
14	1	3:45.298	1:02.647	1:43.407	59.244	111.9	53:47.562
15	1	3:44.531	1:02.794	1:43.393	58.344	112.3	57:32.093
16	1	3:46.372	1:02.699	1:43.863	59.810	111.4	1:01:18.465
17	1	3:51.751	1:02.582	1:42.926	1:06.243	108.8	1:05:10.216
18	1	4:44.395	1:20.024	1:59.551	1:24.820	88.7	1:09:54.611
19	1	4:22.707	1:12.568	1:58.977	1:11.162	96.0	1:14:17.318

50 1.Brian WHITE 2.Jon PAYNE — TRIUMPH TR4 SLR GTS11

Lap	D	Time	Sector 1	Sector 2	Sector 3	Kph	Elapsed
1	1	4:20.255	1:32.824	1:45.613	1:01.818	95.2	4:20.255
2	1	3:44.548	1:02.007	1:45.274	57.267	112.3	8:04.803
3	1	3:39.912	1:00.458	1:42.681	56.773	114.7	11:44.715
4	1	3:38.980	1:00.524	1:40.801	57.655	115.1	15:23.695
5	1	3:37.683	59.845	1:41.543	56.295	115.8	19:01.378
6	1	3:41.905	1:00.698	1:43.514	57.693	113.6	22:43.283
7	1	3:40.533	1:00.162	1:43.582	56.789	114.3	26:23.816
8	1	3:39.378	1:00.712	1:41.348	57.318	114.9	30:03.194
9	1	3:38.751	1:00.188	1:41.395	57.168	115.3	33:41.945
10	1	3:40.381	1:00.107	1:43.347	56.927	114.4	37:22.326
11	1	3:40.267	1:00.053	1:42.560	57.654	114.5	41:02.593
12	1	3:44.831	1:01.645	1:45.491	57.695	112.1	44:47.424
13	1	3:38.731	1:00.930	1:41.528	56.273	115.3	48:26.155
14	1	3:37.909	1:00.285	1:41.077	56.547	115.7	52:04.064
15	1	3:43.266	59.851	1:43.502	59.913	112.9	55:47.330
16	1	3:41.306	1:01.928	1:43.907	55.471	113.9	59:28.636
17	1	3:41.285	1:00.699	1:43.574	57.012	113.9	1:03:09.921
18	1	3:46.191	1:01.624	1:42.387	1:02.180	111.5	1:06:56.112
19	1	4:11.181 **B**	1:07.511	1:44.314	1:19.356	100.4	1:11:07.293
20	1	5:25.421	2:40.160	1:46.406	58.855	77.5	1:16:32.714
21	1	3:44.303	1:02.044	1:44.697	57.562	112.4	1:20:17.017
22	1	3:42.343	1:01.057	1:43.025	58.261	113.4	1:23:59.360
23	1	3:47.088	1:01.234	1:46.902	58.952	111.0	1:27:46.448
24	1	3:40.404	59.772	1:43.726	56.906	114.4	1:31:26.852
25	1	3:40.732	59.541	1:44.496	56.695	114.2	1:35:07.584
26	1	3:44.803	1:00.539	1:45.592	58.672	112.2	1:38:52.387
27	1	3:40.915	1:01.603	1:41.681	57.631	114.1	1:42:33.302
28	1	3:41.434	1:00.529	1:42.803	58.102	113.9	1:46:14.736
29	1	3:42.587	1:00.340	1:45.618	56.629	113.3	1:49:57.323
30	1	3:39.288	1:00.317	1:43.291	55.680	115.0	1:53:36.611
31	1	3:38.739	59.733	1:42.674	56.332	115.3	1:57:15.350
32	1	3:41.441	1:00.412	1:42.734	58.295	113.9	2:00:56.791
33	1	3:42.023	1:02.553	1:42.658	56.812	113.6	2:04:38.814
34	1	3:44.549	1:00.289	1:45.025	59.235	112.3	2:08:23.363
35	1	3:40.757	1:00.752	1:43.150	56.855	114.2	2:12:04.120
36	1	3:40.089	1:00.128	1:42.427	57.534	114.6	2:15:44.209
37	1	3:43.650	1:01.187	1:46.186	56.277	112.7	2:19:27.859
38	1	3:35.916	1:00.364	1:40.686	54.866	116.8	2:23:03.775
39	1	3:36.521	59.313	1:40.984	56.224	116.5	2:26:40.296
40	1	3:35.763	59.498	1:39.549	56.716	116.9	2:30:16.059
41	1	3:34.487	59.037	1:40.716	54.734	117.6	2:33:50.546
42	1	3:33.580	59.299	1:39.654	54.627	118.1	2:37:24.126
43	1	3:33.519	59.271	1:40.100	54.148	118.1	2:40:57.645
44	1	3:29.665	59.395	1:37.102	53.168	120.3	2:44:27.310
45	1	3:31.979	58.136	1:38.953	54.890	118.9	2:47:59.289
46	1	3:29.080	58.763	1:37.902	52.415	120.6	2:51:28.369
47	1	3:24.082	58.035	1:33.585	52.462	123.5	2:54:52.451
48	1	3:27.075	1:00.737	1:34.268	52.070	121.8	2:58:19.526
49	1	3:23.227	57.980	1:34.087	51.160	124.1	3:01:42.753
50	1	3:22.958	59.017	1:32.524	51.417	124.2	3:05:05.711
51	1	3:19.111	57.331	1:30.434	51.346	126.6	3:08:24.822
52	1	3:23.913	56.974	1:32.834	54.105	123.7	3:11:48.735
53	1	3:19.501	56.902	1:31.459	51.140	126.4	3:15:08.236
54	1	3:19.140	57.275	1:30.101	51.764	126.6	3:18:27.376
55	1	4:11.775 **B**	59.317	1:44.713	1:27.745	100.1	3:22:39.151
56	1	10:03.418	6:58.407	1:35.040	1:29.971	41.8	3:32:42.569
57	1	4:28.322	1:16.287	1:51.940	1:20.095	94.0	3:37:10.891
58	1	3:46.918	1:11.386	1:37.669	57.863	111.1	3:40:57.809
59	1	3:21.557	57.482	1:32.935	51.140	125.1	3:44:19.366
60	1	3:13.496	55.303	1:28.496	49.697	130.3	3:47:32.862
61	1	3:15.392	55.993	1:29.537	49.862	129.0	3:50:48.254
62	1	3:17.596	58.509	1:29.133	49.954	127.6	3:54:05.850
63	1	3:18.926	57.083	1:31.299	50.544	126.8	3:57:24.776
64	1	3:16.214	56.370	1:29.510	50.334	128.5	4:00:40.990
65	1	3:13.372	55.555	1:28.312	49.505	130.4	4:03:54.362
66	1	3:15.006	55.250	1:28.440	51.316	129.3	4:07:09.368
67	1	3:15.446	56.126	1:27.757	51.563	129.0	4:10:24.814

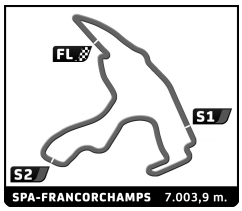

Spa Six Hours Endurance
SPA SIX HOURS
Race
Analysis

Personal Best | Session Best | **B** Crossing the finish line in pit lane

51 — 1.Jos WYMEERSCH, 2.Luc DE COCK, 3.Tim JOOSEN — TVR Grantura MK3 — GTS11

Lap	D	Time	Sector 1	Sector 2	Sector 3	Kph	Elapsed
68	1	3:16.508	55.815	1:28.827	51.866	128.3	4:13:41.322
69	1	3:14.641	55.819	1:27.945	50.877	129.5	4:16:55.963
70	1	3:11.713	54.993	1:27.305	49.415	131.5	4:20:07.676
71	1	3:12.817	55.971	1:26.676	50.170	130.8	4:23:20.493
72	1	3:17.073	55.919	1:31.107	50.047	127.9	4:26:37.566
73	1	3:15.908	56.410	1:28.680	50.818	128.7	4:29:53.474
74	1	3:35.317	53.915	1:49.937	51.465	117.1	4:33:28.791
1	1	4:44.710	1:56.395	1:48.582	59.733	87.0	4:44.710
2	1	3:51.570	1:03.802	1:48.783	58.985	108.9	8:36.280
3	1	3:51.733	1:03.410	1:49.033	59.290	108.8	12:28.013
4	1	3:46.576	1:02.124	1:45.808	58.644	111.3	16:14.589
5	1	3:47.221	1:02.772	1:45.612	58.837	111.0	20:01.810
6	1	3:48.121	1:03.501	1:44.241	1:00.379	110.5	23:49.931
7	1	3:47.680	1:04.252	1:44.691	58.737	110.7	27:37.611
8	1	3:49.065	1:02.307	1:46.371	1:00.387	110.1	31:26.676
9	1	3:51.938	1:02.192	1:48.236	1:01.510	108.7	35:18.614
10	1	3:47.773	1:04.552	1:44.692	58.529	110.7	39:06.387
11	1	3:51.734	1:02.838	1:46.983	1:01.913	108.8	42:58.121
12	1	3:53.908	1:05.338	1:47.614	1:00.956	107.8	46:52.029
13	1	3:48.975	1:03.471	1:45.722	59.782	110.1	50:41.004
14	1	3:48.746	1:03.369	1:45.975	59.402	110.2	54:29.750
15	1	3:51.622	1:03.152	1:48.495	59.975	108.9	58:21.372
16	1	3:49.031	1:03.083	1:46.920	59.028	110.1	1:02:10.403
17	1	3:55.818	1:02.144	1:45.219	1:08.455	106.9	1:06:06.221
18	1	4:34.447	1:21.393	1:55.957	1:17.097	91.9	1:10:40.668
19	1	4:51.609	1:42.502	2:06.033	1:03.074	86.5	1:15:32.277
20	1	3:47.490	1:02.142	1:46.027	59.321	110.8	1:19:19.767
21	1	3:47.283	1:01.965	1:45.893	59.425	110.9	1:23:07.050
22	1	3:46.804	1:02.017	1:44.564	1:00.223	111.2	1:26:53.854
23	1	3:52.599	1:02.523	1:50.476	59.600	108.4	1:30:46.453
24	1	3:46.267	1:02.242	1:44.205	59.820	111.4	1:34:32.720
25	1	3:46.678	1:03.004	1:45.438	58.236	111.2	1:38:19.398
26	1	3:44.282	1:01.397	1:43.564	59.321	112.4	1:42:03.680
27	1	3:45.790	1:02.288	1:44.660	58.842	111.7	1:45:49.470
28	1	3:45.451	1:01.757	1:45.603	58.091	111.8	1:49:34.921
29	1	3:45.994	1:01.642	1:45.979	58.373	111.6	1:53:20.915
30	1	3:43.997	1:01.730	1:44.202	58.065	112.6	1:57:04.912
31	1	3:45.565	1:01.719	1:44.854	58.992	111.8	2:00:50.477
32	1	3:44.690	1:02.587	1:44.102	58.001	112.2	2:04:35.167
33	1	3:47.350	1:01.506	1:46.031	59.813	110.9	2:08:22.517
34	1	3:49.211	1:03.250	1:47.176	58.785	110.0	2:12:11.728
35	1	3:47.438	1:03.059	1:45.580	58.799	110.9	2:15:59.166
36	1	3:45.391	1:02.062	1:43.924	59.405	111.9	2:19:44.557
37	1	3:53.938 **B**	1:02.056	1:44.615	1:07.267	107.8	2:23:38.495
38	1	6:08.235	3:04.529	1:57.744	1:05.962	68.5	2:29:46.730
39	1	3:59.585	1:07.838	1:51.306	1:00.441	105.2	2:33:46.315
40	1	3:52.040	1:05.456	1:48.204	58.380	108.7	2:37:38.355
41	1	3:49.168	1:03.222	1:47.419	58.527	110.0	2:41:27.523
42	1	3:48.269	1:02.823	1:47.386	58.060	110.5	2:45:15.792
43	1	3:51.697	1:04.633	1:47.396	59.668	108.8	2:49:07.489
44	1	3:44.290	1:04.028	1:43.232	57.030	112.4	2:52:51.779
45	1	3:43.469	1:04.155	1:42.715	56.599	112.8	2:56:35.248
46	1	3:39.938	1:03.862	1:40.488	55.588	114.6	3:00:15.186
47	1	3:42.936	1:01.757	1:43.459	57.720	113.1	3:03:58.122
48	1	3:34.657	1:01.837	1:38.413	54.407	117.5	3:07:32.779
49	1	3:35.783	1:00.416	1:39.842	55.525	116.8	3:11:08.562
50	1	3:33.308	1:01.187	1:38.802	53.319	118.2	3:14:41.870
51	1	3:39.264	1:00.684	1:38.184	1:00.396	115.0	3:18:21.134
52	1	4:03.707	1:03.386	1:45.370	1:14.951	103.5	3:22:24.841
53	1	4:39.443	1:17.091	1:59.937	1:22.415	90.2	3:27:04.284
54	1	4:51.262	1:24.117	2:02.045	1:25.100	86.6	3:31:55.546
55	1	4:50.310 **B**	1:25.892	2:00.696	1:23.722	86.9	3:36:45.856
56	1	6:28.648	4:03.554	1:31.477	53.617	64.9	3:43:14.504
57	1	3:20.577	58.546	1:29.344	52.687	125.7	3:46:35.081
58	1	3:20.352	59.443	1:28.928	51.981	125.8	3:49:55.433
59	1	3:18.892	57.442	1:28.944	52.506	126.8	3:53:14.325
60	1	3:18.862	57.753	1:27.687	53.422	126.8	3:56:33.187
61	1	3:14.188	57.212	1:26.349	50.627	129.8	3:59:47.375
62	1	3:20.024	57.538	1:29.223	53.263	126.1	4:03:07.399
63	1	3:21.886	57.925	1:32.426	51.535	124.9	4:06:29.285
64	1	3:17.132	56.670	1:29.312	51.150	127.9	4:09:46.417
65	1	3:15.621	56.728	1:27.045	51.848	128.9	4:13:02.038
66	1	3:13.825	56.783	1:26.975	50.067	130.1	4:16:15.863
67	1	3:15.668	56.039	1:29.713	49.916	128.9	4:19:31.531
68	1	3:16.549	57.281	1:28.741	50.527	128.3	4:22:48.080
69	1	3:10.557	55.288	1:25.732	49.537	132.3	4:25:58.637
70	1	3:09.522	55.635	1:24.306	49.581	133.0	4:29:08.159
71	1	3:11.180	56.090	1:25.848	49.242	131.9	4:32:19.339
72	1	3:11.830	55.457	1:24.768	51.605	131.4	4:35:31.169
73	1	3:55.311	1:35.786	1:28.409	51.116	107.2	4:39:26.480
74	1	3:17.920	55.882	1:26.415	55.623	127.4	4:42:44.400
75	1	3:10.958	56.311	1:24.497	50.150	132.0	4:45:55.358
76	1	3:12.983	56.043	1:27.596	49.344	130.7	4:49:08.341
77	1	3:10.405	55.184	1:25.774	49.447	132.4	4:52:18.746
78	1	3:10.828	55.302	1:26.282	49.244	132.1	4:55:29.574
79	1	3:14.017	55.492	1:28.455	50.070	130.0	4:58:43.591
80	1	3:49.130	1:02.518	1:44.359	1:02.253	110.0	5:02:32.721
81	1	4:05.867	1:13.867	1:45.201	1:06.799	102.6	5:06:38.588
82	1	4:01.996	1:01.620	1:31.405	1:28.971	104.2	5:10:40.584
83	1	3:52.412	1:18.021	1:41.311	53.080	108.5	5:14:32.996
84	1	3:11.588	54.706	1:27.745	49.137	131.6	5:17:44.584
85	1	3:08.260	54.596	1:24.767	48.897	133.9	5:20:52.844
86	1	3:08.228	54.446	1:24.428	49.354	134.0	5:24:01.072
87	1	3:10.901	55.574	1:26.749	48.578	132.1	5:27:11.973
88	1	3:07.824	54.523	1:24.505	48.796	134.2	5:30:19.797
89	1	3:11.039	54.953	1:24.735	51.351	132.0	5:33:30.836
90	1	3:10.937	55.053	1:26.329	49.555	132.1	5:36:41.773
91	1	3:32.046	55.260	1:32.738	1:04.048	118.9	5:40:13.819
92	1	3:50.513	1:15.809	1:44.899	49.805	109.4	5:44:04.332
93	1	3:11.279	54.177	1:27.056	50.046	131.8	5:47:15.611
94	1	3:07.853	53.939	1:24.884	49.030	134.2	5:50:23.464
95	1	3:09.718	54.161	1:25.200	50.357	132.9	5:53:33.182
96	1	3:09.894	53.657	1:24.222	52.015	132.8	5:56:43.076
97	1	3:11.837	54.297	1:26.946	50.594	131.4	5:59:54.913

52 — 1.Peter MÜLDER, 2.Christian TRABER, 3.Marc DEVIS — BIZZARRINI 5300 GT America — GTP+

Lap	D	Time	Sector 1	Sector 2	Sector 3	Kph	Elapsed
1	1	4:23.453	1:32.537	1:50.458	1:00.458	94.0	4:23.453
2	1	3:49.193	1:03.772	1:44.768	1:00.653	110.0	8:12.646
3	1	3:56.082	1:05.011	1:48.703	1:02.368	106.8	12:08.728
4	1	3:46.822	1:02.716	1:45.656	58.450	111.2	15:55.550
5	1	3:40.745	1:01.948	1:42.175	56.622	114.2	19:36.295
6	1	3:43.821	1:00.323	1:44.374	59.124	112.7	23:20.116

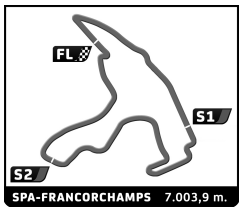

Spa Six Hours Endurance

SPA SIX HOURS

Race

Analysis

Personal Best | Session Best | **B** Crossing the finish line in pit lane

Lap	D	Time	Sector 1	Sector 2	Sector 3	Kph	Elapsed
7	1	3:47.028	1:02.357	1:46.131	58.540	111.1	27:07.144
8	1	3:46.412	1:03.602	1:44.566	58.244	111.4	30:53.556
9	1	3:41.562	1:00.260	1:43.681	57.621	113.8	34:35.118
10	1	3:56.519	1:00.606	1:56.820	59.093	106.6	38:31.637
11	1	3:49.852	1:00.490	1:48.827	1:00.535	109.7	42:21.489
12	1	3:53.857	1:05.781	1:47.279	1:00.797	107.8	46:15.346
13	1	3:52.081	1:08.292	1:45.865	57.924	108.6	50:07.427
14	1	3:47.358	1:02.710	1:45.559	59.089	110.9	53:54.785
15	1	3:46.774	1:01.946	1:45.204	59.624	111.2	57:41.559
16	1	3:48.250	1:02.381	1:45.269	1:00.600	110.5	1:01:29.809
17	1	3:51.096	1:01.107	1:45.916	1:04.073	109.1	1:05:20.905
18	1	4:37.128	1:13.269	1:58.476	1:25.383	91.0	1:09:58.033
19	1	4:31.477 **B**	1:12.948	1:58.589	1:19.940	92.9	1:14:29.510
20	1	9:59.238	7:07.486	1:51.688	1:00.064	42.1	1:24:28.748
21	1	3:55.008	1:04.053	1:48.979	1:01.976	107.3	1:28:23.756
22	1	3:48.183	1:01.025	1:47.942	59.216	110.5	1:32:11.939
23	1	3:45.569	1:02.839	1:46.342	56.388	111.8	1:35:57.508
24	1	3:42.471	1:00.699	1:46.177	55.595	113.3	1:39:39.979
25	1	3:42.403	1:00.933	1:44.639	56.831	113.4	1:43:22.382
26	1	3:44.260	1:01.178	1:48.243	54.839	112.4	1:47:06.642
27	1	3:36.924	59.860	1:42.596	54.468	116.2	1:50:43.566
28	1	3:43.916	1:03.336	1:43.684	56.896	112.6	1:54:27.482
29	1	3:37.786	59.784	1:42.855	55.147	115.8	1:58:05.268
30	1	3:37.053	1:01.098	1:41.951	54.004	116.2	2:01:42.321
31	1	3:35.522	59.051	1:41.425	55.046	117.0	2:05:17.843
32	1	3:40.908	59.629	1:42.878	58.401	114.1	2:08:58.751
33	1	3:37.900	59.522	1:42.864	55.514	115.7	2:12:36.651
34	1	3:37.121	1:00.616	1:42.233	54.272	116.1	2:16:13.772
35	1	3:33.984	59.268	1:40.960	53.756	117.8	2:19:47.756
36	1	3:34.084	59.063	1:40.603	54.418	117.8	2:23:21.840
37	1	3:33.265	59.930	1:39.561	53.774	118.2	2:26:55.105
38	1	3:32.396	57.967	1:38.324	56.105	118.7	2:30:27.501
39	1	3:32.362	58.178	1:39.456	54.728	118.7	2:33:59.863
40	1	3:30.041	58.162	1:39.032	52.847	120.0	2:37:29.904
41	1	3:33.716	58.596	1:41.814	53.306	118.0	2:41:03.620
42	1	3:24.594	57.519	1:36.062	51.013	123.2	2:44:28.214
43	1	3:32.214	59.258	1:37.179	55.777	118.8	2:48:00.428
44	1	3:20.707	55.645	1:34.537	50.525	125.6	2:51:21.135
45	1	3:21.556	56.138	1:33.986	51.432	125.1	2:54:42.691
46	1	3:30.576 **B**	56.591	1:33.617	1:00.368	119.7	2:58:13.267
47	1	10:31.674	7:58.417	1:38.030	55.227	39.9	3:08:44.941
48	1	3:24.593	56.453	1:34.333	53.807	123.2	3:12:09.534
49	1	3:20.069	55.837	1:32.669	51.563	126.0	3:15:29.603
50	1	3:24.267	57.026	1:34.852	52.389	123.4	3:18:53.870
51	1	3:42.918	58.027	1:36.721	1:08.170	113.1	3:22:36.788
52	1	4:37.721	1:13.466	1:59.108	1:25.147	90.8	3:27:14.509
53	1	4:49.315	1:23.300	1:59.125	1:26.890	87.2	3:32:03.824
54	1	4:36.079	1:24.595	1:58.888	1:12.596	91.3	3:36:39.903
55	1	3:55.989	1:11.897	1:50.065	54.027	106.8	3:40:35.892
56	1	3:19.555	56.689	1:31.172	51.694	126.4	3:43:55.447
57	1	3:21.036	56.988	1:32.609	51.439	125.4	3:47:16.483
58	1	3:30.977	58.724	1:38.914	53.339	119.5	3:50:47.460
59	1	3:46.573 **B**	1:00.605	1:39.818	1:06.150	111.3	3:54:34.033
60	1	5:37.593	3:16.250	1:29.516	51.827	74.7	4:00:11.626
61	1	3:16.197	56.676	1:28.262	51.259	128.5	4:03:27.823
62	1	3:16.521	54.602	1:30.984	50.935	128.3	4:06:44.344
63	1	3:16.022	53.055	1:30.530	52.437	128.6	4:10:00.366
64	1	3:09.862	52.316	1:26.763	50.783	132.8	4:13:10.228
65	1	3:14.505	52.920	1:30.175	51.410	129.6	4:16:24.733
66	1	3:13.347	53.776	1:29.146	50.425	130.4	4:19:38.080
67	1	3:17.946	56.408	1:30.677	50.861	127.4	4:22:56.026
68	1	3:13.475	54.432	1:30.209	48.834	130.3	4:26:09.501
69	1	3:10.168	52.401	1:27.736	50.031	132.6	4:29:19.669
70	1	3:06.740	51.666	1:26.620	48.454	135.0	4:32:26.409
71	1	3:07.598	52.624	1:24.996	49.978	134.4	4:35:34.007
72	1	3:09.817	52.891	1:26.720	50.206	132.8	4:38:43.824
73	1	3:20.432	53.955	1:26.249	1:00.228	125.8	4:42:04.256
74	1	3:04.101	50.977	1:24.949	48.175	137.0	4:45:08.357
75	1	3:07.047	51.102	1:24.266	51.679	134.8	4:48:15.404
76	1	3:25.934 **B**	54.621	1:30.284	1:01.029	122.4	4:51:41.338
77	1	10:23.232 **B**	6:57.435	2:14.875	1:10.922	40.5	5:02:04.570
78	1	8:37.849	5:46.062	1:49.028	1:02.759	48.7	5:10:42.419
79	1	3:53.215	1:16.982	1:41.870	54.363	108.1	5:14:35.634
80	1	3:31.525	57.689	1:41.791	52.045	119.2	5:18:07.159
81	1	3:25.637	59.543	1:35.369	50.725	122.6	5:21:32.796
82	1	3:31.293	59.251	1:37.298	54.744	119.3	5:25:04.089
83	1	3:23.250	56.286	1:35.461	51.503	124.1	5:28:27.339
84	1	3:19.257	57.452	1:31.141	50.664	126.5	5:31:46.596
85	1	3:19.968	56.182	1:30.641	53.145	126.1	5:35:06.564
86	1	3:26.295	58.268	1:35.855	52.172	122.2	5:38:32.859
87	1	4:25.161	1:13.346	2:02.375	1:09.440	95.1	5:42:58.020
88	1	3:29.022	57.399	1:37.363	54.260	120.6	5:46:27.042
89	1	3:21.576	55.712	1:35.115	50.749	125.1	5:49:48.618
90	1	3:19.015	54.964	1:30.706	53.345	126.7	5:53:07.633
91	1	3:19.327	54.868	1:32.361	52.098	126.5	5:56:26.960
92	1	3:21.234	54.375	1:31.841	55.018	125.3	5:59:48.194

54 1.Eric DOUART 2.Guy CHRIQUI — JAGUAR E Type Semi-Lightweight GTS12

Lap	D	Time	Sector 1	Sector 2	Sector 3	Kph	Elapsed
1	1	4:03.375	1:21.307	1:43.507	58.561	101.8	4:03.375
2	1	3:37.723	58.438	1:43.416	55.869	115.8	7:41.098
3	1	3:33.230	56.341	1:41.356	55.533	118.2	11:14.328
4	1	3:36.345	58.445	1:42.107	55.793	116.5	14:50.673
5	1	3:59.775 **B**	59.650	1:47.095	1:13.030	105.2	18:50.448
6	1	8:06.452	5:24.076	1:43.445	58.931	51.8	26:56.900
7	1	3:42.390	1:00.485	1:44.954	56.951	113.4	30:39.290
8	1	3:40.474	1:00.448	1:43.724	56.302	114.4	34:19.764
9	1	3:40.713	58.836	1:43.544	58.333	114.2	38:00.477
10	1	3:39.407	58.715	1:43.437	57.255	114.9	41:39.884
11	1	3:39.901	59.943	1:43.262	56.696	114.7	45:19.785
12	1	3:37.920	58.343	1:42.573	57.004	115.7	48:57.705
13	1	3:36.170	58.574	1:42.082	55.514	116.6	52:33.875
14	1	3:36.450	57.965	1:42.894	55.591	116.5	56:10.325
15	1	3:37.129	58.532	1:42.195	56.402	116.1	59:47.454
16	1	3:39.690	59.768	1:43.417	56.505	114.8	1:03:27.144
17	1	4:22.507 **B**	1:06.995	1:51.497	1:24.015	96.1	1:07:49.651
18	1	8:02.113	4:49.847	2:05.049	1:07.217	52.3	1:15:51.764
19	1	4:02.174	1:06.992	1:53.672	1:01.510	104.1	1:19:53.938
20	1	3:53.228	1:04.303	1:48.478	1:00.447	108.1	1:23:47.166
21	1	4:01.306	1:07.309	1:51.232	1:02.765	104.5	1:27:48.472
22	1	3:58.223	1:05.469	1:50.430	1:02.324	105.8	1:31:46.695

56 1.Mark MIDGLEY 2.Richard LONGDON 3.Andrew HAYDEN — MG B GTS11

Lap	D	Time	Sector 1	Sector 2	Sector 3	Kph	Elapsed
1	1	5:02.951	2:10.408	1:50.228	1:02.315	81.8	5:02.951

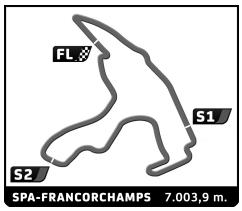

Spa Six Hours Endurance

SPA SIX HOURS

Race

Analysis

Personal Best | Session Best | **B** Crossing the finish line in pit lane

Lap	D	Time	Sector 1	Sector 2	Sector 3	Kph	Elapsed
2	1	4:06.026	1:08.313	1:51.736	1:05.977	102.5	9:08.977
3	1	3:59.706	1:06.535	1:49.624	1:03.547	105.2	13:08.683
4	1	4:03.504	1:10.296	1:51.962	1:01.246	103.5	17:12.187
5	1	4:09.090	1:09.212	1:58.409	1:01.469	101.2	21:21.277
6	1	4:09.460	1:07.577	1:58.344	1:03.539	101.1	25:30.737
7	1	4:07.985	1:12.759	1:52.741	1:02.485	101.7	29:38.722
8	1	4:07.634	1:08.926	1:55.133	1:03.575	101.8	33:46.356
9	1	4:04.737	1:11.355	1:50.861	1:02.521	103.0	37:51.093
10	1	4:10.315	1:07.408	1:54.214	1:08.693	100.7	42:01.408
11	1	4:09.669	1:10.422	1:55.582	1:03.665	101.0	46:11.077
12	1	4:05.807	1:10.490	1:53.872	1:01.445	102.6	50:16.884
13	1	4:05.388	1:09.582	1:51.955	1:03.851	102.8	54:22.272
14	1	4:02.879	1:07.395	1:53.066	1:02.418	103.8	58:25.151
15	1	3:58.705	1:09.187	1:49.794	59.724	105.6	1:02:23.856
16	1	4:03.203	1:06.909	1:51.769	1:04.525	103.7	1:06:27.059
17	1	4:18.023	1:10.313	1:51.284	1:16.426	97.7	1:10:45.082
18	1	4:55.607	1:41.686	2:08.504	1:05.417	85.3	1:15:40.689
19	1	3:59.126	1:06.661	1:49.126	1:03.339	105.4	1:19:39.815
20	1	3:53.807	1:07.850	1:46.143	59.814	107.8	1:23:33.622
21	1	3:56.225	1:05.741	1:49.480	1:01.004	106.7	1:27:29.847
22	1	3:56.816	1:07.799	1:49.198	59.819	106.5	1:31:26.663
23	1	3:53.908	1:06.168	1:47.096	1:00.644	107.8	1:35:20.571
24	1	4:00.104	1:05.909	1:49.437	1:04.758	105.0	1:39:20.675
25	1	3:57.082	1:07.182	1:49.529	1:00.371	106.4	1:43:17.757
26	1	4:08.261	1:09.261	1:54.659	1:04.341	101.6	1:47:26.018
27	1	4:04.688	1:10.545	1:52.147	1:01.996	103.0	1:51:30.706
28	1	4:12.944 **B**	1:08.050	1:52.971	1:11.923	99.7	1:55:43.650
29	1	11:16.569	8:22.590	1:53.642	1:00.337	37.3	2:07:00.219
30	1	4:01.216	1:10.202	1:50.749	1:00.265	104.5	2:11:01.435
31	1	3:54.091	1:07.610	1:47.851	58.630	107.7	2:14:55.526
32	1	3:55.967	1:07.128	1:49.319	59.520	106.9	2:18:51.493
33	1	3:52.421	1:07.121	1:46.037	59.263	108.5	2:22:43.914
34	1	3:51.982	1:05.573	1:46.764	59.645	108.7	2:26:35.896
35	1	3:52.638	1:05.598	1:47.356	59.684	108.4	2:30:28.534
36	1	3:48.776	1:05.743	1:45.705	57.328	110.2	2:34:17.310
37	1	3:47.173	1:04.199	1:44.024	58.950	111.0	2:38:04.483
38	1	3:51.217	1:05.512	1:46.290	59.415	109.0	2:41:55.700
39	1	3:45.947	1:05.343	1:42.795	57.809	111.6	2:45:41.647
40	1	3:45.687	1:04.619	1:43.732	57.336	111.7	2:49:27.334
41	1	3:46.520	1:05.025	1:44.045	57.450	111.3	2:53:13.854
42	1	3:42.821	1:05.866	1:39.856	57.099	113.2	2:56:56.675
43	1	3:42.832	1:03.919	1:42.270	56.643	113.2	3:00:39.507
44	1	3:34.639	1:02.667	1:36.504	55.468	117.5	3:04:14.146
45	1	3:46.066	1:05.503	1:41.951	58.612	111.5	3:08:00.212
46	1	3:40.017	1:03.447	1:40.237	56.333	114.6	3:11:40.229
47	1	3:43.077	1:02.654	1:44.824	55.599	113.0	3:15:23.306
48	1	3:37.874	1:01.885	1:40.046	55.943	115.7	3:19:01.180
49	1	3:51.718	1:07.400	1:40.773	1:03.545	108.8	3:22:52.898
50	1	4:29.260	1:05.002	1:58.636	1:25.622	93.6	3:27:22.158
51	1	4:45.682	1:20.207	1:58.557	1:26.918	88.3	3:32:07.840
52	1	4:36.619	1:25.027	1:57.415	1:14.177	91.2	3:36:44.459
53	1	3:57.911	1:09.963	1:51.775	56.173	106.0	3:40:42.370
54	1	3:51.506	1:03.116	1:49.210	59.180	108.9	3:44:33.876
55	1	3:36.561	1:03.128	1:38.520	54.913	116.4	3:48:10.437
56	1	3:28.720	1:02.341	1:32.737	53.642	120.8	3:51:39.157
57	1	3:32.797	1:02.570	1:33.893	56.334	118.5	3:55:11.954
58	1	4:03.146 **B**	1:05.981	1:45.131	1:12.034	103.7	3:59:15.100
59	1	12:43.676	9:55.615	1:49.484	58.577	33.0	4:11:58.776
60	1	3:41.133	1:02.973	1:39.665	58.495	114.0	4:15:39.909
61	1	3:36.236	1:02.687	1:38.532	55.017	116.6	4:19:16.145
62	1	3:39.558	1:03.090	1:40.037	56.431	114.8	4:22:55.703
63	1	3:37.284	1:02.902	1:38.625	55.757	116.0	4:26:32.987
64	1	3:34.097	1:02.198	1:37.632	54.267	117.8	4:30:07.084
65	1	3:35.973	1:01.184	1:37.598	57.191	116.7	4:33:43.057
66	1	3:34.652	1:02.667	1:36.981	55.004	117.5	4:37:17.709
67	1	3:36.876	1:02.414	1:38.368	56.094	116.3	4:40:54.585
68	1	3:37.440	1:02.423	1:38.088	56.929	116.0	4:44:32.025
69	1	3:36.144	1:02.782	1:37.869	55.493	116.7	4:48:08.169
70	1	3:35.051	1:03.913	1:35.404	55.734	117.2	4:51:43.220
71	1	3:32.105	1:00.980	1:35.283	55.842	118.9	4:55:15.325
72	1	3:31.861	1:00.988	1:34.494	56.379	119.0	4:58:47.186
73	1	5:01.038	1:27.531	2:17.036	1:16.471	83.8	5:03:48.224
74	1	4:39.401	1:21.348	2:06.452	1:11.601	90.2	5:08:27.625
75	1	4:24.811	1:15.941	2:03.691	1:05.179	95.2	5:12:52.436
76	1	3:43.858	1:04.657	1:42.013	57.188	112.6	5:16:36.294
77	1	3:37.831	1:01.865	1:38.243	57.723	115.8	5:20:14.125
78	1	3:34.200	1:01.151	1:36.572	56.477	117.7	5:23:48.325
79	1	3:36.886	1:02.038	1:38.371	56.477	116.3	5:27:25.211
80	1	3:33.541	1:02.355	1:36.029	55.157	118.1	5:30:58.752
81	1	3:33.144	1:02.215	1:34.400	56.529	118.3	5:34:31.896
82	1	3:37.750	1:03.296	1:36.229	58.225	115.8	5:38:09.646
83	1	4:37.896	1:22.624	2:06.942	1:08.330	90.7	5:42:47.542
84	1	3:38.577	1:03.356	1:38.532	56.689	115.4	5:46:26.119
85	1	3:35.921	1:02.279	1:36.362	57.280	116.8	5:50:02.040
86	1	3:37.764	1:01.608	1:38.623	57.533	115.8	5:53:39.804
87	1	3:37.105	1:02.554	1:37.167	57.384	116.1	5:57:16.909
88	1	3:38.798	1:02.858	1:38.589	57.351	115.2	6:00:55.707

57 1.Robin WARD 2.Nick CHESTER — FORD Falcon CT10

Lap	D	Time	Sector 1	Sector 2	Sector 3	Kph	Elapsed
1	1	4:04.100	1:24.193	1:42.326	57.581	101.5	4:04.100
2	1	3:32.422	57.631	1:39.947	54.844	118.7	7:36.522
3	1	3:31.713	57.912	1:40.126	53.675	119.1	11:08.235
4	1	3:29.501	56.650	1:39.593	53.258	120.4	14:37.736

58 1.Katarina KYVALOVA 2.Jamie CHADWICK — JAGUAR E Type GTS12

Lap	D	Time	Sector 1	Sector 2	Sector 3	Kph	Elapsed
1	1	3:48.341	1:12.257	1:40.889	55.195	108.5	3:48.341
2	1	3:30.302	57.380	1:38.487	54.435	119.9	7:18.643
3	1	3:27.676	56.664	1:37.647	53.365	121.4	10:46.319
4	1	3:27.304	55.452	1:39.159	52.693	121.6	14:13.623
5	1	3:26.371	55.790	1:38.050	52.531	122.2	17:39.994
6	1	3:29.261	55.785	1:40.003	53.473	120.5	21:09.255
7	1	3:29.405	55.724	1:38.925	54.756	120.4	24:38.660
8	1	3:30.808	57.138	1:39.379	54.291	119.6	28:09.468
9	1	3:29.594	56.591	1:37.625	55.378	120.3	31:39.062
10	1	3:35.721	56.773	1:41.538	57.410	116.9	35:14.783
11	1	3:31.696	57.468	1:39.422	54.806	119.1	38:46.479
12	1	3:35.268	56.853	1:40.153	58.262	117.1	42:21.747
13	1	3:36.439	1:00.949	1:41.539	53.951	116.5	45:58.186
14	1	3:33.250	56.882	1:40.406	55.962	118.2	49:31.436
15	1	3:30.222	56.196	1:40.045	53.981	119.9	53:01.658
16	1	3:31.500	57.948	1:38.620	54.932	119.2	56:33.158
17	1	3:31.554	56.700	1:40.942	53.912	119.2	1:00:04.712
18	1	3:32.029	55.866	1:39.551	56.612	118.9	1:03:36.741

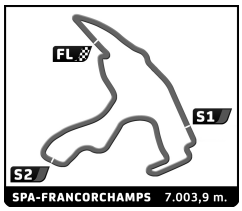

Spa Six Hours Endurance

SPA SIX HOURS

Race

Analysis

Personal Best | Session Best | **B** Crossing the finish line in pit lane

Lap	D	Time	Sector 1	Sector 2	Sector 3	Kph	Elapsed
19	1	4:07.946	1:06.433	1:49.519	1:11.994	101.7	1:07:44.687
20	1	4:05.844	1:10.830	1:52.494	1:02.520	102.6	1:11:50.531
21	1	4:13.158	1:07.772	2:09.198	56.188	99.6	1:16:03.689
22	1	3:32.978	55.678	1:41.519	55.781	118.4	1:19:36.667
23	1	3:30.300	56.731	1:39.730	53.839	119.9	1:23:06.967
24	1	3:31.067	55.468	1:41.439	54.160	119.5	1:26:38.034
25	1	3:31.764	57.721	1:39.839	54.204	119.1	1:30:09.798
26	1	3:29.604	56.143	1:39.644	53.817	120.3	1:33:39.402
27	1	3:30.521	57.724	1:38.942	53.855	119.8	1:37:09.923
28	1	3:31.896	56.815	1:39.778	55.303	119.0	1:40:41.819
29	1	3:29.725	57.127	1:38.824	53.774	120.2	1:44:11.544
30	1	3:29.267	55.309	1:40.669	53.289	120.5	1:47:40.811
31	1	3:30.116	56.315	1:40.426	53.375	120.0	1:51:10.927
32	1	3:25.019	56.841	1:35.936	52.242	123.0	1:54:35.946
33	1	3:25.715	55.921	1:37.047	52.747	122.6	1:58:01.661
34	1	3:25.173	55.956	1:35.763	53.454	122.9	2:01:26.834
35	1	3:28.035	56.751	1:37.912	53.372	121.2	2:04:54.869
36	1	3:30.245	55.235	1:38.096	56.914	119.9	2:08:25.114
37	1	3:31.224	58.304	1:39.056	53.864	119.4	2:11:56.338
38	1	4:41.352 **B**	56.714	1:40.381	2:04.257	89.6	2:16:37.690
39	1	11:14.612	8:28.678	1:46.498	59.436	37.4	2:27:52.302
40	1	3:49.252	1:02.262	1:49.045	57.945	110.0	2:31:41.554
41	1	3:48.085	1:03.093	1:47.852	57.140	110.5	2:35:29.639
42	1	3:43.306	1:00.259	1:46.950	56.097	112.9	2:39:12.945
43	1	3:43.071	1:01.215	1:45.812	56.044	113.0	2:42:56.016
44	1	3:40.823	1:00.293	1:43.053	57.477	114.2	2:46:36.839
45	1	3:37.332	1:00.025	1:41.241	56.066	116.0	2:50:14.171
46	1	3:39.715	1:02.233	1:42.750	54.732	114.8	2:53:53.886
47	1	3:34.706	1:02.283	1:38.208	54.215	117.4	2:57:28.592
48	1	3:26.087	56.483	1:36.422	53.182	122.3	3:00:54.679
49	1	3:27.420	57.906	1:36.677	52.837	121.6	3:04:22.099
50	1	3:27.717	56.732	1:37.623	53.362	121.4	3:07:49.816
51	1	3:22.875	56.546	1:34.833	51.496	124.3	3:11:12.691
52	1	3:22.860	55.699	1:32.036	55.125	124.3	3:14:35.551
53	1	3:21.224	55.484	1:32.746	52.994	125.3	3:17:56.775
54	1	3:23.376	54.733	1:32.578	56.065	124.0	3:21:20.151
55	1	4:10.886	1:06.777	1:38.423	1:25.686	100.5	3:25:31.037
56	1	4:46.557	1:20.420	2:03.269	1:22.868	88.0	3:30:17.594
57	1	4:36.665	1:15.489	2:04.306	1:16.870	91.1	3:34:54.259
58	1	4:31.103	1:20.201	2:04.028	1:06.874	93.0	3:39:25.362
59	1	3:21.786	56.435	1:31.917	53.434	125.0	3:42:47.148
60	1	3:26.100	58.396	1:34.391	53.313	122.3	3:46:13.248
61	1	3:17.430	55.940	1:31.886	49.604	127.7	3:49:30.678
62	1	3:14.634	53.880	1:29.597	51.157	129.5	3:52:45.312
63	1	3:15.692	55.442	1:31.349	48.901	128.8	3:56:01.004
64	1	3:09.682	53.122	1:27.033	49.527	132.9	3:59:10.686
65	1	3:10.538	53.767	1:27.154	49.617	132.3	4:02:21.224
66	1	3:11.299	54.487	1:27.633	49.179	131.8	4:05:32.523
67	1	3:28.789 **B**	55.061	1:29.127	1:04.601	120.8	4:09:01.312
68	1	5:36.404	3:10.313	1:35.992	50.099	75.0	4:14:37.716
69	1	3:07.405	51.905	1:26.421	49.079	134.5	4:17:45.121
70	1	3:03.402	51.326	1:24.587	47.489	137.5	4:20:48.523
71	1	3:09.400	52.683	1:26.808	49.909	133.1	4:23:57.923
72	1	3:03.351	51.088	1:24.251	48.012	137.5	4:27:01.274
73	1	3:03.382	52.256	1:23.145	47.981	137.5	4:30:04.656
74	1	3:06.487	51.025	1:25.606	49.856	135.2	4:33:11.143
75	1	3:06.379	50.639	1:26.443	49.297	135.3	4:36:17.522
76	1	3:00.068	49.988	1:23.713	46.367	140.0	4:39:17.590
77	1	3:02.624	52.000	1:22.746	47.878	138.1	4:42:20.214
78	1	3:00.135	49.608	1:24.424	46.103	140.0	4:45:20.349
79	1	3:00.718	51.593	1:23.111	46.014	139.5	4:48:21.067
80	1	3:03.346	49.673	1:27.313	46.360	137.5	4:51:24.413
81	1	3:05.283	53.055	1:25.344	46.884	136.1	4:54:29.696
82	1	3:01.127	49.268	1:24.669	47.190	139.2	4:57:30.823
83	1	3:30.993	49.839	1:30.822	1:10.332	119.5	5:01:01.816
84	1	4:17.364	1:10.984	1:49.000	1:17.380	98.0	5:05:19.180
85	1	4:42.024	1:18.186	1:59.597	1:24.241	89.4	5:10:01.204
86	1	3:59.830	1:26.382	1:44.772	48.676	105.1	5:14:01.034
87	1	3:01.303	50.317	1:23.435	47.551	139.1	5:17:02.337
88	1	2:57.119	49.013	1:22.451	45.655	142.4	5:19:59.456
89	1	2:58.740	48.851	1:24.019	45.870	141.1	5:22:58.196
90	1	3:01.551	49.258	1:24.426	47.867	138.9	5:25:59.747
91	1	3:07.767	51.433	1:25.309	51.025	134.3	5:29:07.514
92	1	3:08.148	55.014	1:27.040	46.094	134.0	5:32:15.662
93	1	2:59.419	49.422	1:23.405	46.592	140.5	5:35:15.081
94	1	3:03.669	49.987	1:24.473	49.209	137.3	5:38:18.750
95	1	4:29.336	1:16.450	2:05.883	1:07.003	93.6	5:42:48.086
96	1	3:02.739	52.980	1:24.075	45.684	138.0	5:45:50.825
97	1	2:59.275	48.861	1:24.214	46.200	140.6	5:48:50.100
98	1	2:57.565	48.709	1:23.071	45.785	142.0	5:51:47.665
99	1	3:03.231	48.937	1:22.898	51.396	137.6	5:54:50.896
100	1	3:06.110	50.346	1:26.560	49.204	135.5	5:57:57.006
101	1	3:08.188	51.213	1:27.960	49.015	134.0	6:01:05.194

61 1.Arnold HERREMAN 2.Jean-Paul HERREMAN 3.Harold HERREMAN — MG B GTS11

Lap	D	Time	Sector 1	Sector 2	Sector 3	Kph	Elapsed
1	1	5:43.901	2:54.219	1:48.451	1:01.231	72.0	5:43.901
2	1	3:49.681	1:05.526	1:44.882	59.273	109.8	9:33.582
3	1	3:52.317	1:04.029	1:48.129	1:00.159	108.5	13:25.899
4	1	3:47.479	1:04.708	1:44.374	58.397	110.8	17:13.378
5	1	3:53.292	1:06.297	1:46.385	1:00.610	108.1	21:06.670
6	1	3:53.408	1:04.837	1:46.693	1:01.878	108.0	25:00.078
7	1	3:50.423	1:05.251	1:45.413	59.759	109.4	28:50.501
8	1	3:56.224	1:05.152	1:46.398	1:04.674	106.7	32:46.725
9	1	3:54.499	1:07.393	1:46.629	1:00.477	107.5	36:41.224
10	1	3:54.549	1:05.398	1:46.813	1:02.338	107.5	40:35.773
11	1	3:55.716	1:05.648	1:49.351	1:00.717	107.0	44:31.489
12	1	3:55.565	1:07.428	1:47.559	1:00.578	107.0	48:27.054
13	1	3:53.195	1:05.973	1:47.297	59.925	108.1	52:20.249
14	1	3:56.668	1:05.138	1:49.351	1:02.179	106.5	56:16.917
15	1	3:54.709	1:04.835	1:48.886	1:00.988	107.4	1:00:11.626
16	1	3:52.472	1:04.461	1:46.934	1:01.077	108.5	1:04:04.098
17	1	5:15.032 **B**	1:18.724	2:21.525	1:34.783	80.0	1:09:19.130
18	1	6:24.826	3:16.589	2:02.741	1:05.496	65.5	1:15:43.956
19	1	4:06.754	1:10.798	1:53.005	1:02.951	102.2	1:19:50.710
20	1	4:01.190	1:07.911	1:50.472	1:02.807	104.5	1:23:51.900
21	1	4:00.800	1:08.226	1:50.296	1:02.278	104.7	1:27:52.700
22	1	3:56.571	1:07.870	1:47.178	1:01.523	106.6	1:31:49.271
23	1	4:01.226	1:07.425	1:51.337	1:02.464	104.5	1:35:50.497
24	1	3:55.408	1:06.454	1:49.012	59.942	107.1	1:39:45.905
25	1	3:53.151	1:05.390	1:46.698	1:01.063	108.1	1:43:39.056
26	1	3:56.010	1:08.711	1:47.079	1:00.220	106.8	1:47:35.066
27	1	3:57.085	1:07.494	1:46.857	1:02.734	106.4	1:51:32.151
28	1	3:56.050	1:06.816	1:47.438	1:01.796	106.8	1:55:28.201
29	1	3:58.886	1:06.634	1:50.628	1:01.624	105.5	1:59:27.087
30	1	3:55.013	1:06.042	1:48.200	1:00.771	107.3	2:03:22.100

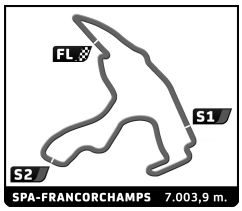

Spa Six Hours Endurance

SPA SIX HOURS

Race

Analysis

Personal Best | Session Best | B Crossing the finish line in pit lane

Lap	D	Time	Sector 1	Sector 2	Sector 3	Kph	Elapsed
31	1	3:50.933	1:05.222	1:45.498	1:00.213	109.2	2:07:13.033
32	1	3:53.875	1:05.129	1:47.378	1:01.368	107.8	2:11:06.908
33	1	3:50.883	1:04.987	1:45.986	59.910	109.2	2:14:57.791
34	1	4:03.332 B	1:05.720	1:46.918	1:10.694	103.6	2:19:01.123
35	1	12:55.508	...	1:47.866	1:01.354	32.5	2:31:56.631
36	1	3:55.657	1:07.790	1:47.210	1:00.657	107.0	2:35:52.288
37	1	3:55.146	1:07.257	1:47.635	1:00.254	107.2	2:39:47.434
38	1	3:50.037	1:06.310	1:44.353	59.374	109.6	2:43:37.471
39	1	11:16.330 B	1:06.318	8:24.841	1:45.171	37.3	2:54:53.801
40	1	8:12.463	5:30.480	1:43.539	58.444	51.2	3:03:06.264
41	1	3:43.047	1:05.536	1:40.762	56.749	113.0	3:06:49.311
42	1	3:37.372	1:03.533	1:37.497	56.342	116.0	3:10:26.683
43	1	3:35.930	1:03.307	1:37.199	55.424	116.8	3:14:02.613
44	1	3:33.974	1:02.817	1:35.735	55.422	117.8	3:17:36.587
45	1	3:42.849	1:02.434	1:38.638	1:01.777	113.1	3:21:19.436
46	1	4:10.223	1:06.121	1:38.754	1:25.348	100.8	3:25:29.659
47	1	4:46.830	1:20.674	2:03.447	1:22.709	87.9	3:30:16.489
48	1	4:36.927	1:15.727	2:04.527	1:16.673	91.0	3:34:53.416
49	1	4:39.923 B	1:19.025	2:05.630	1:15.268	90.1	3:39:33.339
50	1	5:19.048	2:44.188	1:39.618	55.242	79.0	3:44:52.387
51	1	3:30.731	1:01.294	1:35.220	54.217	119.7	3:48:23.118
52	1	3:29.250	1:00.219	1:33.814	55.217	120.5	3:51:52.368
53	1	3:29.809	1:00.963	1:32.175	56.671	120.2	3:55:22.177
54	1	3:29.183	59.979	1:35.368	53.836	120.5	3:58:51.360
55	1	3:29.985	1:00.891	1:35.327	53.767	120.1	4:02:21.345
56	1	3:26.173	1:00.347	1:31.365	54.461	122.3	4:05:47.518
57	1	3:27.752	59.367	1:34.418	53.967	121.4	4:09:15.270
58	1	3:29.729	1:00.877	1:34.459	54.393	120.2	4:12:44.999
59	1	3:26.468	1:00.634	1:32.451	53.383	122.1	4:16:11.467
60	1	3:26.636	59.541	1:33.005	54.090	122.0	4:19:38.103
61	1	3:26.604	59.946	1:33.207	53.451	122.0	4:23:04.707
62	1	3:24.689	58.850	1:33.260	52.579	123.2	4:26:29.396
63	1	3:32.558	59.363	1:38.443	54.752	118.6	4:30:01.954
64	1	3:30.078	59.945	1:35.123	55.010	120.0	4:33:32.032
65	1	3:29.405	59.887	1:34.681	54.837	120.4	4:37:01.437
66	1	3:30.760	59.156	1:35.370	56.234	119.6	4:40:32.197
67	1	3:30.092	1:00.178	1:35.247	54.667	120.0	4:44:02.289
68	1	3:25.519	59.120	1:33.573	52.826	122.7	4:47:27.808
69	1	3:26.635	58.382	1:34.136	54.117	122.0	4:50:54.443
70	1	3:26.286	59.230	1:32.755	54.301	122.2	4:54:20.729
71	1	3:26.166	59.995	1:32.540	53.631	122.3	4:57:46.895
72	1	4:06.867 B	1:00.656	1:54.007	1:12.204	102.1	5:01:53.762
73	1	8:43.375	5:16.253	1:48.595	1:38.527	48.2	5:10:37.137
74	1	4:01.391	1:16.704	1:43.902	1:00.785	104.5	5:14:38.528
75	1	3:35.885	1:02.508	1:37.266	56.111	116.8	5:18:14.413
76	1	3:36.916	1:03.594	1:36.898	56.424	116.2	5:21:51.329
77	1	3:35.439	1:04.677	1:35.374	55.388	117.0	5:25:26.768
78	1	3:38.663	1:02.149	1:38.208	58.306	115.3	5:29:05.431
79	1	3:33.414	1:03.295	1:35.154	54.965	118.1	5:32:38.845
80	1	3:32.481	1:01.756	1:34.270	56.455	118.7	5:36:11.326
81	1	3:56.486	1:02.753	1:41.672	1:12.061	106.6	5:40:07.812
82	1	4:00.131	1:15.841	1:48.892	55.398	105.0	5:44:07.943
83	1	3:36.698	1:02.579	1:36.360	57.759	116.4	5:47:44.641
84	1	3:33.080	1:01.960	1:36.077	55.043	118.3	5:51:17.721
85	1	3:36.438	1:02.645	1:35.608	58.185	116.5	5:54:54.159
86	1	3:36.298	1:02.439	1:37.400	56.459	116.6	5:58:30.457
87	1	3:36.736	1:03.974	1:37.139	55.623	116.3	6:02:07.193

62 1.Michel DUPONT 2.Philippe LAMBILLIOTTE — TVR Griffith GTS12

Lap	D	Time	Sector 1	Sector 2	Sector 3	Kph	Elapsed
1	1	4:11.172	1:20.661	1:49.403	1:01.108	98.6	4:11.172
2	1	4:00.463	1:03.119	1:54.007	1:03.337	104.9	8:11.635
3	1	3:56.010	1:05.325	1:48.563	1:02.122	106.8	12:07.645
4	1	3:51.217	1:02.654	1:45.987	1:02.576	109.0	15:58.862
5	1	3:50.538	1:03.333	1:46.667	1:00.538	109.4	19:49.400
6	1	3:51.699	1:02.537	1:48.489	1:00.673	108.8	23:41.099
7	1	3:51.352	1:02.650	1:49.258	59.444	109.0	27:32.451
8	1	3:52.664	1:04.748	1:48.413	59.503	108.4	31:25.115
9	1	3:54.645	1:01.037	1:50.447	1:03.161	107.5	35:19.760
10	1	4:54.588	1:07.227	2:42.654	1:04.707	85.6	40:14.348
11	1	4:11.258	1:08.206	1:53.931	1:09.121	100.4	44:25.606
12	1	4:15.145	1:11.036	1:53.906	1:10.203	98.8	48:40.751
13	1	4:08.716	1:07.000	1:56.158	1:05.558	101.4	52:49.467
14	1	4:18.186	1:09.593	1:56.932	1:11.661	97.7	57:07.653
15	1	4:31.470 B	1:10.818	2:03.325	1:17.327	92.9	1:01:39.123
16	1	7:44.265	3:54.673	2:18.325	1:31.267	54.3	1:09:23.388
17	1	4:34.433	1:20.357	2:00.037	1:14.039	91.9	1:13:57.821
18	1	4:22.030	1:13.503	2:01.668	1:06.859	96.2	1:18:19.851
19	1	4:16.275	1:11.039	1:59.710	1:05.526	98.4	1:22:36.126
20	1	4:17.716	1:09.791	2:01.470	1:06.455	97.8	1:26:53.842
21	1	4:09.317	1:07.088	1:58.123	1:04.106	101.1	1:31:03.159
22	1	4:04.729	1:05.320	1:55.466	1:03.943	103.0	1:35:07.888
23	1	4:12.302	1:08.128	1:58.740	1:05.434	99.9	1:39:20.190
24	1	4:16.589	1:11.287	1:59.799	1:05.503	98.3	1:43:36.779
25	1	4:21.215	1:11.148	2:03.171	1:06.896	96.5	1:47:57.994
26	1	4:25.496	1:12.952	2:02.899	1:09.645	95.0	1:52:23.490
27	1	4:15.170	1:09.057	2:00.420	1:05.693	98.8	1:56:38.660
28	1	4:18.318	1:11.011	2:00.575	1:06.732	97.6	2:00:56.978
29	1	4:12.077	1:09.407	1:58.620	1:04.050	100.0	2:05:09.055
30	1	4:09.664	1:06.685	1:58.021	1:04.958	101.0	2:09:18.719
31	1	4:13.824	1:06.089	2:01.047	1:06.688	99.3	2:13:32.543
32	1	4:17.527	1:09.891	1:58.751	1:08.885	97.9	2:17:50.070
33	1	4:07.699	1:07.487	1:55.611	1:04.601	101.8	2:21:57.769
34	1	4:05.631	1:07.459	1:56.056	1:02.116	102.7	2:26:03.400
35	1	4:05.037	1:06.123	1:56.268	1:02.646	102.9	2:30:08.437
36	1	3:58.357	1:03.403	1:53.753	1:01.201	105.8	2:34:06.794
37	1	4:05.258	1:07.103	1:57.013	1:01.142	102.8	2:38:12.052
38	1	4:00.933	1:03.791	1:55.599	1:01.543	104.7	2:42:12.985
39	1	3:54.273	1:03.715	1:50.946	59.612	107.6	2:46:07.258
40	1	4:12.159 B	1:05.720	1:54.098	1:12.341	100.0	2:50:19.417
41	1	11:10.832	8:28.785	1:44.785	57.262	37.6	3:01:30.249
42	1	3:36.886	1:08.036	1:37.197	51.653	116.3	3:05:07.135
43	1	3:23.447	56.549	1:33.806	53.092	123.9	3:08:30.582
44	1	3:22.534	55.057	1:34.822	52.655	124.5	3:11:53.116
45	1	3:26.029	55.414	1:37.728	52.887	122.4	3:15:19.145
46	1	3:20.494	53.719	1:33.930	52.845	125.8	3:18:39.639
47	1	3:52.073	54.155	1:39.974	1:17.944	108.6	3:22:31.712
48	1	4:39.503	1:15.570	1:59.704	1:24.229	90.2	3:27:11.215
49	1	4:49.433	1:21.271	2:01.267	1:26.895	87.1	3:32:00.648
50	1	4:36.196	1:24.155	2:00.746	1:11.295	91.3	3:36:36.844
51	1	3:53.104	1:12.325	1:49.826	50.953	108.2	3:40:29.948
52	1	3:15.469	53.432	1:31.926	50.111	129.0	3:43:45.417
53	1	3:16.522	52.035	1:34.367	50.120	128.3	3:47:01.939
54	1	3:14.156	52.534	1:31.626	49.996	129.9	3:50:16.095
55	1	3:12.061	52.014	1:30.782	49.265	131.3	3:53:28.156

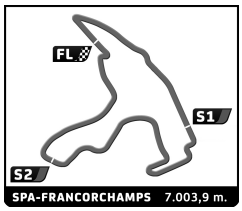

Spa Six Hours Endurance
SPA SIX HOURS
Race
Analysis

Personal Best | Session Best | **B** Crossing the finish line in pit lane

Lap	D	Time	Sector 1	Sector 2	Sector 3	Kph	Elapsed
56	1	3:13.916	52.907	1:31.088	49.921	130.0	3:56:42.072
57	1	3:13.848	52.918	1:31.977	48.953	130.1	3:59:55.920
58	1	3:11.492	52.190	1:27.840	51.462	131.7	4:03:07.412
59	1	3:14.310	52.940	1:30.932	50.438	129.8	4:06:21.722
60	1	3:13.171	51.856	1:30.359	50.956	130.5	4:09:34.893
61	1	3:12.919	51.873	1:30.103	50.943	130.7	4:12:47.812
62	1	3:17.309	54.650	1:32.092	50.567	127.8	4:16:05.121

63 1.Lukas HALUSA 2.Niklas HALUSA 3.John MEGRUE — JAGUAR E Type GTS12

Lap	D	Time	Sector 1	Sector 2	Sector 3	Kph	Elapsed
1	1	3:59.121	1:13.314	1:47.072	58.735	103.6	3:59.121
2	1	3:39.610	59.827	1:44.843	54.940	114.8	7:38.731
3	1	3:36.905	58.012	1:43.209	55.684	116.2	11:15.636
4	1	3:35.548	58.562	1:42.413	54.573	117.0	14:51.184
5	1	3:32.815	57.538	1:41.245	54.032	118.5	18:23.999
6	1	3:35.280	57.562	1:43.253	54.465	117.1	21:59.279
7	1	3:34.956	56.253	1:43.377	55.326	117.3	25:34.235
8	1	3:35.607	58.124	1:42.367	55.116	116.9	29:09.842
9	1	3:37.599	57.609	1:42.969	57.021	115.9	32:47.441
10	1	3:36.268	58.361	1:42.304	55.603	116.6	36:23.709
11	1	3:39.152	57.495	1:45.948	55.709	115.1	40:02.861
12	1	3:42.721	1:00.697	1:43.064	58.960	113.2	43:45.582
13	1	3:37.977	59.518	1:43.174	55.285	115.7	47:23.559
14	1	3:35.450	58.145	1:42.018	55.287	117.0	50:59.009
15	1	3:35.372	57.808	1:43.209	54.355	117.1	54:34.381
16	1	3:35.060	57.825	1:41.609	55.626	117.2	58:09.441
17	1	3:35.771	58.403	1:43.069	54.299	116.9	1:01:45.212
18	1	4:01.871	57.968	1:48.325	1:15.578	104.2	1:05:47.083
19	1	4:40.658	1:22.293	1:59.882	1:18.483	89.8	1:10:27.741
20	1	4:42.439	1:40.312	2:06.426	55.701	89.3	1:15:10.180
21	1	3:37.912	57.578	1:42.872	57.462	115.7	1:18:48.092
22	1	3:35.995	58.748	1:40.977	56.270	116.7	1:22:24.087
23	1	3:34.081	56.926	1:42.061	55.094	117.8	1:25:58.168
24	1	3:33.137	56.644	1:41.837	54.656	118.3	1:29:31.305
25	1	3:34.209	57.801	1:41.779	54.629	117.7	1:33:05.514
26	1	3:37.820	58.124	1:44.279	55.417	115.8	1:36:43.334
27	1	3:34.552	57.084	1:42.150	55.318	117.5	1:40:17.886
28	1	3:39.733	58.147	1:45.268	56.318	114.7	1:43:57.619
29	1	3:39.118	58.355	1:44.805	55.958	115.1	1:47:36.737
30	1	3:38.056	58.758	1:44.942	54.356	115.6	1:51:14.793
31	1	3:37.050	57.815	1:44.211	55.024	116.2	1:54:51.843
32	1	3:47.623 **B**	59.445	1:44.273	1:03.905	110.8	1:58:39.466
33	1	5:32.931	2:51.561	1:44.206	57.164	75.7	2:04:12.397
34	1	3:44.467	1:00.240	1:45.095	59.132	112.3	2:07:56.864
35	1	3:40.570	59.455	1:43.814	57.301	114.3	2:11:37.434
36	1	3:33.934	59.854	1:39.896	54.184	117.9	2:15:11.368
37	1	3:35.878	58.400	1:40.527	56.951	116.8	2:18:47.246
38	1	3:35.418	58.892	1:40.019	56.507	117.0	2:22:22.664
39	1	3:33.070	58.334	1:39.990	54.746	118.3	2:25:55.734
40	1	3:36.018	57.972	1:41.721	56.325	116.7	2:29:31.752
41	1	3:27.285	57.790	1:36.839	52.656	121.6	2:32:59.037
42	1	3:26.498	57.029	1:37.691	51.778	122.1	2:36:25.535
43	1	3:29.024	56.892	1:40.475	51.657	120.6	2:39:54.559
44	1	3:25.561	57.658	1:37.554	50.349	122.7	2:43:20.120
45	1	3:24.570	58.228	1:35.406	50.936	123.3	2:46:44.690
46	1	3:19.893	55.674	1:33.603	50.616	126.1	2:50:04.583
47	1	3:16.023	55.206	1:31.945	48.872	128.6	2:53:20.606
48	1	3:25.302	56.349	1:37.064	51.889	122.8	2:56:45.908
49	1	3:18.754	55.587	1:33.881	49.286	126.9	3:00:04.662
50	1	3:15.090	54.702	1:31.359	49.029	129.2	3:03:19.752
51	1	3:17.476	55.138	1:34.150	48.188	127.7	3:06:37.228
52	1	3:14.531	55.808	1:29.228	49.495	129.6	3:09:51.759
53	1	3:12.877	53.440	1:29.861	49.576	130.7	3:13:04.636
54	1	3:13.481	53.103	1:31.003	49.375	130.3	3:16:18.117
55	1	3:12.574	52.826	1:28.916	50.832	130.9	3:19:30.691
56	1	3:47.786	1:03.176	1:39.260	1:05.350	110.7	3:23:18.477
57	1	4:23.231	1:06.557	1:44.590	1:32.084	95.8	3:27:41.708
58	1	4:44.163	1:13.001	1:56.956	1:34.206	88.7	3:32:25.871
59	1	4:32.321	1:20.988	1:53.607	1:17.726	92.6	3:36:58.192
60	1	3:53.863	1:11.245	1:44.700	57.918	107.8	3:40:52.055
61	1	3:15.163	54.321	1:29.924	50.918	129.2	3:44:07.218
62	1	3:11.850	53.314	1:27.588	50.948	131.4	3:47:19.068
63	1	3:14.199	55.272	1:28.099	50.828	129.8	3:50:33.267
64	1	3:12.541	53.240	1:27.616	51.685	131.0	3:53:45.808
65	1	3:08.217	52.871	1:26.888	48.458	134.0	3:56:54.025
66	1	3:25.702 **B**	54.020	1:27.251	1:04.431	122.6	4:00:19.727
67	1	9:42.038	7:13.249	1:35.564	53.225	43.3	4:10:01.765
68	1	3:11.812	54.376	1:27.279	50.157	131.5	4:13:13.577
69	1	3:11.405	53.577	1:27.131	50.697	131.7	4:16:24.982
70	1	3:10.252	53.102	1:27.065	50.085	132.5	4:19:35.234
71	1	3:11.083	54.058	1:28.551	48.474	132.0	4:22:46.317
72	1	3:05.476	51.918	1:25.582	47.976	135.9	4:25:51.793
73	1	3:01.904	50.549	1:24.217	47.138	138.6	4:28:53.697
74	1	3:05.108	51.841	1:25.123	48.144	136.2	4:31:58.805
75	1	3:03.869	51.388	1:26.181	46.300	137.1	4:35:02.674
76	1	3:03.790	49.748	1:26.315	47.727	137.2	4:38:06.464
77	1	3:02.220	50.420	1:25.388	46.412	138.4	4:41:08.684
78	1	3:01.038	49.783	1:24.203	47.052	139.3	4:44:09.722
79	1	3:00.602	49.868	1:24.259	46.475	139.6	4:47:10.324
80	1	3:01.121	50.300	1:23.549	47.272	139.2	4:50:11.445
81	1	3:01.473	50.952	1:23.263	47.258	138.9	4:53:12.918
82	1	3:02.107	50.641	1:25.090	46.376	138.5	4:56:15.025
83	1	3:03.701	50.403	1:24.496	48.802	137.3	4:59:18.726
84	1	4:34.863	1:01.827	2:14.833	1:18.203	91.7	5:03:53.589
85	1	4:39.835	1:22.099	2:03.917	1:13.819	90.1	5:08:33.424
86	1	4:21.278	1:15.007	2:02.038	1:04.233	96.5	5:12:54.702
87	1	3:00.587	52.806	1:22.105	45.676	139.6	5:15:55.289
88	1	2:59.128	49.506	1:22.013	47.609	140.8	5:18:54.417
89	1	2:56.687	49.227	1:22.425	45.035	142.7	5:21:51.104
90	1	2:59.765	49.466	1:24.556	45.743	140.3	5:24:50.869
91	1	2:57.804	49.806	1:22.861	45.137	141.8	5:27:48.673
92	1	3:04.614	51.047	1:27.548	46.019	136.6	5:30:53.287
93	1	2:59.884	52.236	1:22.707	44.941	140.2	5:33:53.171
94	1	2:58.372	50.108	1:22.341	45.923	141.4	5:36:51.543
95	1	3:27.259	50.577	1:31.202	1:05.480	121.7	5:40:18.802
96	1	3:46.086	1:15.063	1:44.402	46.621	111.5	5:44:04.888
97	1	2:58.029	50.027	1:22.634	45.368	141.6	5:47:02.917
98	1	2:58.450	48.954	1:24.236	45.260	141.3	5:50:01.367

64 1.Uwe KOLB 2.Didier DENAT — PORSCHE 911 GTS11

Lap	D	Time	Sector 1	Sector 2	Sector 3	Kph	Elapsed
1	1	5:20.084	2:37.465	1:42.374	1:00.245	77.4	5:20.084
2	1	3:43.121	1:03.200	1:41.358	58.563	113.0	9:03.205
3	1	3:38.776	1:01.159	1:41.291	56.326	115.3	12:41.981
4	1	3:39.310	1:00.595	1:42.312	56.403	115.0	16:21.291
5	1	3:40.852	1:02.807	1:41.663	56.382	114.2	20:02.143

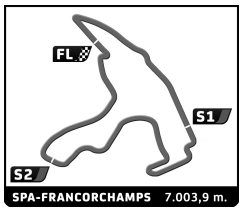

Spa Six Hours Endurance

SPA SIX HOURS

Race

Analysis

Personal Best | Session Best | **B** Crossing the finish line in pit lane

Lap	D	Time	Sector 1	Sector 2	Sector 3	Kph	Elapsed
6	1	3:41.484	1:00.909	1:42.643	57.932	113.8	23:43.627
7	1	3:43.308	1:01.938	1:44.776	56.594	112.9	27:26.935
8	1	3:42.278	1:03.440	1:41.650	57.188	113.4	31:09.213
9	1	3:38.406	59.980	1:41.539	56.887	115.4	34:47.619
10	1	3:43.972	1:01.821	1:42.924	59.227	112.6	38:31.591
11	1	3:45.621	1:02.515	1:44.403	58.703	111.8	42:17.212
12	1	3:43.678	1:02.426	1:43.697	57.555	112.7	46:00.890
13	1	3:41.958	1:01.612	1:43.239	57.107	113.6	49:42.848
14	1	3:40.803	1:02.764	1:41.059	56.980	114.2	53:23.651
15	1	3:40.141	1:01.221	1:41.902	57.018	114.5	57:03.792
16	1	3:40.692	1:02.818	1:42.013	55.861	114.3	1:00:44.484
17	1	3:40.993	1:02.705	1:40.760	57.528	114.1	1:04:25.477
18	1	5:00.427	1:10.822	2:19.072	1:30.533	83.9	1:09:25.904
19	1	4:32.760	1:22.363	1:57.582	1:12.815	92.4	1:13:58.664
20	1	3:40.687	1:02.321	1:41.990	56.376	114.3	1:17:39.351
21	1	3:46.822	1:00.044	1:48.663	58.115	111.2	1:21:26.173
22	1	3:39.196	1:00.730	1:41.978	56.488	115.0	1:25:05.369
23	1	3:37.818	1:00.030	1:41.662	56.126	115.8	1:28:43.187
24	1	3:37.633	1:00.167	1:41.709	55.757	115.9	1:32:20.820
25	1	3:37.974	1:00.079	1:41.445	56.450	115.7	1:35:58.794
26	1	3:41.111	1:00.926	1:42.692	57.493	114.0	1:39:39.905
27	1	3:40.003	1:01.868	1:41.781	56.354	114.6	1:43:19.908
28	1	3:37.782	1:01.681	1:40.672	55.429	115.8	1:46:57.690
29	1	3:35.754	59.335	1:41.307	55.112	116.9	1:50:33.444
30	1	3:36.578	1:00.105	1:40.567	55.906	116.4	1:54:10.022
31	1	3:37.832	1:00.949	1:40.853	56.030	115.8	1:57:47.854
32	1	3:37.505	1:00.848	1:40.634	56.023	115.9	2:01:25.359
33	1	3:38.176	1:00.286	1:40.980	56.910	115.6	2:05:03.535
34	1	3:41.726	1:00.465	1:40.562	1:00.699	113.7	2:08:45.261
35	1	3:37.664	1:00.243	1:40.872	56.549	115.8	2:12:22.925
36	1	3:39.597	1:03.224	1:40.025	56.348	114.8	2:16:02.522
37	1	3:44.567 **B**	1:00.366	1:39.349	1:04.852	112.3	2:19:47.089
38	1	13:37.076	...	1:47.445	1:06.417	30.9	2:33:24.165
39	1	3:59.220	1:05.775	1:52.493	1:00.952	105.4	2:37:23.385
40	1	3:56.514	1:06.911	1:49.131	1:00.472	106.6	2:41:19.899
41	1	3:54.983	1:04.733	1:48.766	1:01.484	107.3	2:45:14.882
42	1	3:54.562	1:03.763	1:48.805	1:01.994	107.5	2:49:09.444
43	1	3:47.938	1:03.697	1:44.799	59.442	110.6	2:52:57.382
44	1	3:50.062	1:04.250	1:47.062	58.750	109.6	2:56:47.444
45	1	3:42.709	1:02.695	1:43.008	57.006	113.2	3:00:30.153
46	1	3:40.451	1:02.330	1:41.465	56.656	114.4	3:04:10.604
47	1	3:38.617	1:02.085	1:39.805	56.727	115.3	3:07:49.221
48	1	3:43.180	1:03.872	1:42.056	57.252	113.0	3:11:32.401
49	1	3:40.150	1:01.515	1:41.840	56.795	114.5	3:15:12.551
50	1	3:39.620	1:01.584	1:39.520	58.516	114.8	3:18:52.171
51	1	3:47.302	1:04.455	1:40.144	1:02.703	110.9	3:22:39.473
52	1	4:35.862	1:11.763	1:59.023	1:25.076	91.4	3:27:15.335
53	1	4:49.212	1:23.895	1:58.694	1:26.623	87.2	3:32:04.547
54	1	4:36.231	1:24.904	1:58.383	1:12.944	91.3	3:36:40.778
55	1	4:03.632	1:12.023	1:51.896	59.713	103.5	3:40:44.410
56	1	3:47.132	1:02.697	1:45.592	58.843	111.0	3:44:31.542
57	1	3:44.724	1:04.405	1:41.243	59.076	112.2	3:48:16.266
58	1	3:38.352	1:01.681	1:38.563	58.108	115.5	3:51:54.618
59	1	3:41.899	1:03.049	1:41.039	57.811	113.6	3:55:36.517
60	1	3:43.434	1:03.824	1:43.032	56.578	112.8	3:59:19.951
61	1	3:41.704	1:03.040	1:41.114	57.550	113.7	4:03:01.655
62	1	3:41.802	1:02.387	1:40.499	58.916	113.7	4:06:43.457
63	1	3:46.617	1:04.718	1:42.028	59.871	111.3	4:10:30.074
64	1	3:46.558	1:04.572	1:42.735	59.251	111.3	4:14:16.632
65	1	3:49.392	1:05.619	1:41.007	1:02.766	109.9	4:18:06.024
66	1	4:07.977 **B**	1:08.510	1:49.799	1:09.668	101.7	4:22:14.001
67	1	8:26.716	6:01.429	1:33.954	51.333	49.8	4:30:40.717
68	1	3:21.623	56.216	1:34.249	51.158	125.1	4:34:02.340
69	1	3:21.135	57.533	1:29.979	53.623	125.4	4:37:23.475
70	1	3:18.239	57.251	1:30.341	50.647	127.2	4:40:41.714
71	1	3:17.688	56.545	1:28.495	52.648	127.5	4:43:59.402
72	1	3:22.706	59.746	1:32.662	50.298	124.4	4:47:22.108
73	1	3:17.845	56.784	1:28.904	52.157	127.4	4:50:39.953
74	1	3:20.039	56.571	1:28.703	54.765	126.0	4:53:59.992
75	1	3:16.677	56.959	1:28.463	51.255	128.2	4:57:16.669
76	1	3:41.360	55.933	1:35.830	1:09.597	113.9	5:00:58.029
77	1	4:18.532	1:11.952	1:50.637	1:15.943	97.5	5:05:16.561
78	1	4:41.548	1:19.296	1:59.553	1:22.699	89.6	5:09:58.109
79	1	4:05.082	1:27.615	1:46.031	51.436	102.9	5:14:03.191
80	1	3:14.014	57.746	1:26.759	49.509	130.0	5:17:17.205
81	1	3:15.868	57.397	1:27.963	50.508	128.7	5:20:33.073
82	1	3:13.124	55.230	1:27.954	49.940	130.6	5:23:46.197
83	1	3:10.139	55.663	1:25.515	48.961	132.6	5:26:56.336
84	1	3:09.385	55.037	1:25.851	48.497	133.1	5:30:05.721
85	1	3:12.836	55.262	1:26.081	51.493	130.8	5:33:18.557
86	1	3:12.239	56.365	1:26.738	49.136	131.2	5:36:30.796
87	1	3:39.317	55.738	1:31.802	1:11.777	115.0	5:40:10.113
88	1	3:51.332	1:16.959	1:44.888	49.485	109.0	5:44:01.445
89	1	3:13.906	55.603	1:27.251	51.052	130.0	5:47:15.351
90	1	3:12.644	55.657	1:26.952	50.035	130.9	5:50:27.995
91	1	3:18.198	55.165	1:29.845	53.188	127.2	5:53:46.193
92	1	3:12.497	55.661	1:26.497	50.339	131.0	5:56:58.690
93	1	3:16.304	55.757	1:27.428	53.119	128.4	6:00:14.994

65 1.Nicholas RUDDELL 2.Robert CROFTON 3.Michael SQUIRE — FORD Mustang Notchback CT10

1	1	4:13.726	97.6	4:13.726
2	1	3:45.756	111.7	7:59.482
3	1	3:40.513	114.3	11:39.995
4	1	3:42.900	113.1	15:22.895
5	1	3:37.476	115.9	19:00.371
6	1	3:41.683	113.7	22:42.054
7	1	3:41.396	113.9	26:23.450
8	1	3:45.341	111.9	30:08.791
9	1	3:41.389	113.9	33:50.180
10	1	3:43.485	112.8	37:33.665
11	1	3:41.080	114.0	41:14.745
12	1	3:47.205	111.0	45:01.950
13	1	3:45.328	111.9	48:47.278
14	1	3:41.786	113.7	52:29.064
15	1	3:42.863	113.1	56:11.927
16	1	3:41.785	113.7	59:53.712
17	1	3:41.098	114.0	1:03:34.810
18	1	4:06.548	102.3	1:07:41.358
19	1	3:59.119	105.4	1:11:40.477
20	1	4:16.859	98.2	1:15:57.336
21	1	3:43.857	112.6	1:19:41.193
22	1	3:43.212	113.0	1:23:24.405
23	1	3:42.077	113.5	1:27:06.482
24	1	3:45.432	111.8	1:30:51.914
25	1	3:43.476	112.8	1:34:35.390

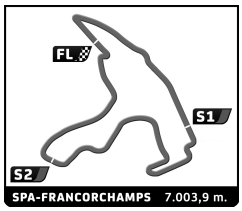

Spa Six Hours Endurance

SPA SIX HOURS

Race

Analysis

Personal Best | Session Best | **B** Crossing the finish line in pit lane

Lap	D	Time	Sector 1	Sector 2	Sector 3	Kph	Elapsed
26	1	3:41.535				113.8	1:38:16.925
27	1	3:45.224				112.0	1:42:02.149
28	1	3:46.168				111.5	1:45:48.317
29	1	3:45.236				111.9	1:49:33.553
30	1	3:46.049				111.5	1:53:19.602
31	1	3:44.199				112.5	1:57:03.801
32	1	3:50.002				109.6	2:00:53.803
33	1	4:04.378 **B**				103.2	2:04:58.181
34	1	10:15.509 **B**	7:07.734	1:48.115	1:19.660	41.0	2:15:13.690
35	1	5:23.996	2:40.294	1:45.294	58.408	77.8	2:20:37.686
36	1	3:41.789	1:00.222	1:44.175	57.392	113.7	2:24:19.475
37	1	3:42.275	1:00.812	1:45.029	56.434	113.4	2:28:01.750
38	1	3:41.244	1:00.654	1:44.389	56.201	114.0	2:31:42.994
39	1	3:40.464	59.419	1:44.022	57.023	114.4	2:35:23.458
40	1	3:39.333	59.925	1:42.955	56.453	115.0	2:39:02.791
41	1	3:35.251	58.981	1:42.192	54.078	117.1	2:42:38.042
42	1	3:34.868	59.437	1:39.726	55.705	117.3	2:46:12.910
43	1	3:31.437	58.914	1:38.124	54.399	119.3	2:49:44.347
44	1	3:32.235	58.646	1:38.912	54.677	118.8	2:53:16.582
45	1	3:35.600	59.128	1:40.550	55.922	116.9	2:56:52.182
46	1	3:32.774	58.702	1:39.020	55.052	118.5	3:00:24.956
47	1	3:29.553	56.542	1:39.005	54.006	120.3	3:03:54.509
48	1	3:24.169	57.883	1:33.752	52.534	123.5	3:07:18.678
49	1	3:24.025	55.775	1:34.978	53.272	123.6	3:10:42.703
50	1	3:23.822	55.847	1:35.097	52.878	123.7	3:14:06.525
51	1	3:22.835	57.250	1:33.386	52.199	124.3	3:17:29.360
52	1	3:36.063	55.673	1:39.436	1:00.954	116.7	3:21:05.423
53	1	4:14.044	1:06.724	1:40.153	1:27.167	99.3	3:25:19.467
54	1	4:49.413	1:21.682	2:06.944	1:20.787	87.1	3:30:08.880
55	1	4:36.549	1:16.223	2:07.063	1:13.263	91.2	3:34:45.429
56	1	4:35.043	1:21.218	2:07.636	1:06.189	91.7	3:39:20.472
57	1	3:32.208	57.824	1:40.229	54.155	118.8	3:42:52.680
58	1	3:23.734	56.159	1:34.312	53.263	123.8	3:46:16.414
59	1	3:33.191 **B**	56.581	1:35.640	1:00.970	118.3	3:49:49.605
60	1	21:45.296	...	1:32.781	50.614	19.3	4:11:34.901
61	1	3:10.100	53.785	1:26.364	49.951	132.6	4:14:45.001
62	1	3:10.755	54.622	1:28.148	47.985	132.2	4:17:55.756
63	1	3:07.994	52.835	1:26.531	48.628	134.1	4:21:03.750
64	1	3:07.516	53.544	1:26.513	47.459	134.5	4:24:11.266
65	1	3:05.296	52.059	1:25.715	47.522	136.1	4:27:16.562
66	1	3:07.011	51.735	1:26.710	48.566	134.8	4:30:23.573
67	1	3:06.154	52.396	1:26.015	47.743	135.4	4:33:29.727
68	1	3:09.011	52.909			133.4	4:36:38.738
69	1	3:26.031	51.689	1:26.970	1:07.372	122.4	4:40:04.769
70	1	3:07.233	52.474	1:27.204	47.555	134.7	4:43:12.002
71	1	3:04.745	51.481	1:25.889	47.375	136.5	4:46:16.747
72	1	3:04.684	51.906	1:25.166	47.612	136.5	4:49:21.431
73	1	3:05.834	52.625	1:26.508	46.701	135.7	4:52:27.265
74	1	3:04.194	51.687	1:26.017	46.490	136.9	4:55:31.459

67 1.Philippe VERMAST 2.Charles KAUFFMAN 3.Patrick WILWERT — FORD Falcon CT10

Lap	D	Time	Sector 1	Sector 2	Sector 3	Kph	Elapsed
1	1	4:15.623	1:34.544	1:44.227	56.852	96.9	4:15.623
2	1	3:34.609	59.047	1:41.369	54.193	117.5	7:50.232
3	1	3:31.691	57.138	1:40.298	54.255	119.1	11:21.923
4	1	3:33.148	57.243	1:40.875	55.030	118.3	14:55.071
5	1	3:31.646	56.951	1:40.733	53.962	119.1	18:26.717
6	1	3:33.502	57.359	1:41.498	54.645	118.1	22:00.219
7	1	3:34.777	56.159	1:43.170	55.448	117.4	25:34.996
8	1	3:35.613	58.528	1:41.740	55.345	116.9	29:10.609
9	1	3:38.070	57.312	1:43.410	57.348	115.6	32:48.679
10	1	3:44.664	59.803	1:49.643	55.218	112.2	36:33.343
11	1	3:35.770	56.580	1:42.426	56.764	116.9	40:09.113
12	1	3:40.080	59.243	1:43.530	57.307	114.6	43:49.193
13	1	3:40.594	1:01.490	1:43.693	55.411	114.3	47:29.787
14	1	3:40.479	1:00.305	1:43.233	56.941	114.4	51:10.266
15	1	3:39.168	57.951	1:44.301	56.916	115.0	54:49.434
16	1	3:39.486	59.215	1:43.690	56.581	114.9	58:28.920
17	1	3:36.528	58.572	1:42.895	55.061	116.4	1:02:05.448
18	1	3:52.952	57.089	1:46.531	1:09.332	108.2	1:05:58.400
19	1	4:36.038	1:22.575	1:55.610	1:17.853	91.3	1:10:34.438
20	1	4:46.455	1:42.795	2:05.112	58.548	88.0	1:15:20.893
21	1	3:34.549	57.558	1:42.182	54.809	117.5	1:18:55.442
22	1	3:36.004	57.469	1:41.164	57.371	116.7	1:22:31.446
23	1	3:36.673	1:00.255	1:41.435	54.983	116.4	1:26:08.119
24	1	3:33.956	57.683	1:40.720	55.553	117.8	1:29:42.075
25	1	3:34.642	57.407	1:42.313	54.922	117.5	1:33:16.717
26	1	3:34.282	58.552	1:41.259	54.471	117.7	1:36:50.999
27	1	3:35.977	57.662	1:43.654	54.661	116.7	1:40:26.976
28	1	3:35.485	58.049	1:42.221	55.215	117.0	1:44:02.461
29	1	3:35.894	58.672	1:42.950	54.272	116.8	1:47:38.355
30	1	3:39.664	58.084	1:44.827	56.753	114.8	1:51:18.019
31	1	3:35.510	58.285	1:41.012	56.213	117.0	1:54:53.529
32	1	3:34.798	58.021	1:41.781	54.996	117.4	1:58:28.327
33	1	3:32.758	58.516	1:40.028	54.214	118.5	2:02:01.085
34	1	3:32.519	58.093	1:39.570	54.856	118.6	2:05:33.604
35	1	3:36.851	58.714	1:41.562	56.575	116.3	2:09:10.455
36	1	3:34.930	58.135	1:41.791	55.004	117.3	2:12:45.385
37	1	3:33.864	58.198	1:41.766	53.900	117.9	2:16:19.249
38	1	3:32.616	57.522	1:39.838	55.256	118.6	2:19:51.865
39	1	3:43.570 **B**	57.699	1:40.777	1:05.094	112.8	2:23:35.435
40	1	12:27.334	9:48.594	1:42.045	56.695	33.7	2:36:02.769
41	1	3:39.158	1:01.352	1:43.921	53.885	115.1	2:39:41.927
42	1	3:34.004	1:00.160	1:39.447	54.397	117.8	2:43:15.931
43	1	3:37.029	1:00.675	1:43.371	52.983	116.2	2:46:52.960
44	1	3:29.371	58.369	1:38.426	52.576	120.4	2:50:22.331
45	1	3:32.446	57.318	1:40.546	54.582	118.7	2:53:54.777
46	1	3:27.023	57.644	1:37.174	52.205	121.8	2:57:21.800
47	1	3:22.034	56.895	1:34.844	50.295	124.8	3:00:43.834
48	1	3:23.120	57.008	1:34.297	51.815	124.1	3:04:06.954
49	1	3:21.998	56.541	1:33.557	51.900	124.8	3:07:28.952
50	1	3:17.360	54.294	1:30.891	52.175	127.8	3:10:46.312
51	1	3:18.865	54.536	1:32.258	52.071	126.8	3:14:05.177
52	1	3:18.985	56.346	1:33.009	49.630	126.7	3:17:24.162
53	1	3:33.836	54.022	1:34.942	1:04.872	117.9	3:20:57.998
54	1	4:16.897	1:06.807	1:44.251	1:25.839	98.1	3:25:14.895
55	1	4:48.429	1:21.070	2:07.808	1:19.551	87.4	3:30:03.324
56	1	4:37.130	1:17.383	2:08.119	1:11.628	91.0	3:34:40.454
57	1	4:35.666	1:20.957	2:09.461	1:05.248	91.5	3:39:16.120
58	1	3:30.700	56.210	1:38.677	55.813	119.7	3:42:46.820
59	1	3:21.523	56.645	1:33.732	51.146	125.1	3:46:08.343
60	1	3:21.808	55.617	1:33.526	52.665	124.9	3:49:30.151
61	1	3:25.078	53.475	1:29.915	1:01.688	122.9	3:52:55.229
62	1	3:14.046	53.593	1:30.464	49.989	129.9	3:56:09.275
63	1	3:17.606	55.668	1:31.732	50.206	127.6	3:59:26.881
64	1	3:17.923	53.272	1:34.692	49.959	127.4	4:02:44.804

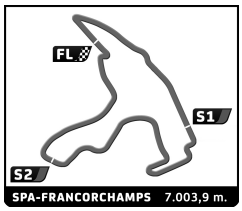

Spa Six Hours Endurance

SPA SIX HOURS

Race

Analysis

Personal Best | Session Best | B Crossing the finish line in pit lane

Lap	D	Time	Sector 1	Sector 2	Sector 3	Kph	Elapsed
65	1	3:17.521	54.125	1:31.723	51.673	127.7	4:06:02.325
66	1	3:14.899	54.947	1:30.547	49.405	129.4	4:09:17.224
67	1	3:32.196 B	55.230	1:34.374	1:02.592	118.8	4:12:49.420
68	1	11:48.609	9:30.072	1:30.650	47.887	35.6	4:24:38.029
69	1	3:05.262	51.095	1:26.578	47.589	136.1	4:27:43.291
70	1	3:01.347	50.968	1:23.563	46.816	139.0	4:30:44.638
71	1	3:02.623	51.198	1:24.490	46.935	138.1	4:33:47.261
72	1	3:01.161	50.031	1:24.149	46.981	139.2	4:36:48.422
73	1	3:04.469	51.489	1:25.275	47.705	136.7	4:39:52.891
74	1	3:02.246	50.694	1:24.575	46.977	138.4	4:42:55.137
75	1	3:01.670	50.941	1:24.842	45.887	138.8	4:45:56.807
76	1	3:07.237	50.387	1:28.997	47.853	134.7	4:49:04.044
77	1	3:04.243	50.840	1:24.054	49.349	136.9	4:52:08.287
78	1	3:04.450	51.554	1:26.012	46.884	136.7	4:55:12.737
79	1	3:04.674	52.684	1:24.517	47.473	136.5	4:58:17.411
80	1	3:40.818	52.434	1:44.754	1:03.630	114.2	5:01:58.229
81	1	3:45.429	1:05.845	1:33.328	1:06.256	111.8	5:05:43.658
82	1	4:48.281	1:13.830	1:55.102	1:39.349	87.5	5:10:31.939
83	1	3:45.390	1:17.230	1:39.486	48.674	111.9	5:14:17.329
84	1	3:03.979	51.846	1:24.969	47.164	137.0	5:17:21.308
85	1	3:01.978	51.587	1:25.012	45.379	138.6	5:20:23.286
86	1	3:01.613	50.171	1:24.486	46.956	138.8	5:23:24.899
87	1	3:01.074	50.553	1:24.291	46.230	139.2	5:26:25.973
88	1	3:01.448	50.593	1:24.579	46.276	139.0	5:29:27.421
89	1	3:02.674	50.710	1:24.811	47.153	138.0	5:32:30.095
90	1	3:03.368	51.735	1:24.676	46.957	137.5	5:35:33.463
91	1	3:07.464	50.614	1:26.774	50.076	134.5	5:38:40.927
92	1	4:17.610	1:06.204	2:02.200	1:09.206	97.9	5:42:58.537
93	1	3:06.517	53.502	1:25.906	47.109	135.2	5:46:05.054
94	1	3:01.688	50.807	1:24.247	46.634	138.8	5:49:06.742
95	1	3:03.640	50.543	1:24.611	48.486	137.3	5:52:10.382
96	1	3:02.309	50.560	1:24.458	47.291	138.3	5:55:12.691
97	1	3:03.844	50.790	1:25.304	47.750	137.1	5:58:16.535
98	1	3:08.397	51.256	1:26.271	50.870	133.8	6:01:24.932

69 1.Jos? BELTRAMELLI 2.Brady BELTRAMELLI — CHEVROLET Corvette C2 GTS12

Lap	D	Time	Sector 1	Sector 2	Sector 3	Kph	Elapsed
1	1	4:07.144	1:25.395	1:44.953	56.796	100.2	4:07.144
2	1	3:36.673	59.212	1:41.567	55.894	116.4	7:43.817
3	1	3:34.443	57.506	1:40.940	55.997	117.6	11:18.260
4	1	3:33.901	57.646	1:41.842	54.413	117.9	14:52.161
5	1	3:32.748	57.071	1:41.251	54.426	118.5	18:24.909
6	1	3:31.569	56.219	1:41.400	53.950	119.2	21:56.478
7	1	3:30.586	55.214	1:40.212	55.160	119.7	25:27.064
8	1	3:34.521	59.533	1:40.735	54.253	117.5	29:01.585
9	1	3:37.500	59.940	1:41.512	56.048	115.9	32:39.085
10	1	3:30.466	56.314	1:39.277	54.875	119.8	36:09.551
11	1	3:33.613	56.803	1:40.499	56.311	118.0	39:43.164
12	1	3:34.603	57.113	1:42.132	55.358	117.5	43:17.767
13	1	3:37.062	59.516	1:41.839	55.707	116.2	46:54.829
14	1	3:33.943	57.806	1:40.780	55.357	117.9	50:28.772
15	1	3:37.048	58.255	1:42.576	56.217	116.2	54:05.820
16	1	3:31.127	56.612	1:40.485	54.030	119.4	57:36.947
17	1	3:30.907	56.207	1:40.981	53.719	119.6	1:01:07.854
18	1	3:39.370	56.259	1:39.229	1:03.882	114.9	1:04:47.224
19	1	4:54.367	1:12.422	2:05.422	1:36.523	85.7	1:09:41.591
20	1	4:26.422	1:16.186	1:55.674	1:14.562	94.6	1:14:08.013
21	1	3:35.249	59.772	1:40.314	55.163	117.1	1:17:43.262
22	1	3:32.558	57.329	1:41.656	53.573	118.6	1:21:15.820
23	1	3:28.290	55.561	1:38.742	53.987	121.1	1:24:44.110
24	1	3:33.655	57.658	1:41.518	54.479	118.0	1:28:17.765
25	1	3:30.774	56.935	1:39.051	54.788	119.6	1:31:48.539
26	1	3:30.160	57.438	1:39.194	53.528	120.0	1:35:18.699
27	1	3:33.609	57.991	1:41.262	54.356	118.0	1:38:52.308
28	1	3:29.597	56.268	1:38.726	54.603	120.3	1:42:21.905
29	1	3:45.834 B	57.212	1:43.199	1:05.423	111.6	1:46:07.739
30	1	10:43.646	8:08.821	1:41.156	53.669	39.2	1:56:51.385
31	1	3:35.658	57.936	1:43.556	54.166	116.9	2:00:27.043
32	1	3:37.163	59.213	1:42.178	55.772	116.1	2:04:04.206
33	1	3:40.870	1:02.224	1:42.487	56.159	114.2	2:07:45.076
34	1	3:37.430	59.368	1:43.178	54.884	116.0	2:11:22.506
35	1	3:36.675	58.639	1:42.255	55.781	116.4	2:14:59.181
36	1	3:35.023	1:00.154	1:40.686	54.183	117.3	2:18:34.204
37	1	3:33.201	58.172	1:40.284	54.745	118.3	2:22:07.405
38	1	3:33.154	58.151	1:41.366	53.637	118.3	2:25:40.559
39	1	3:34.187	58.160	1:42.171	53.856	117.7	2:29:14.746
40	1	3:32.135	59.034	1:39.408	53.693	118.9	2:32:46.881
41	1	3:32.642	57.878	1:39.830	54.934	118.6	2:36:19.523
42	1	3:37.820	59.171	1:44.885	53.764	115.8	2:39:57.343
43	1	3:28.140	57.121	1:38.250	52.769	121.1	2:43:25.483
44	1	3:29.660	59.427	1:37.138	53.095	120.3	2:46:55.143
45	1	3:24.081	56.942	1:34.867	52.272	123.5	2:50:19.224
46	1	3:20.530	56.582	1:33.194	50.754	125.7	2:53:39.754
47	1	3:18.287	55.811	1:32.410	50.066	127.2	2:56:58.041
48	1	3:19.137	55.026	1:34.076	50.035	126.6	3:00:17.178
49	1	3:15.130	54.482	1:30.355	50.293	129.2	3:03:32.308
50	1	3:14.686	54.127	1:30.480	50.079	129.5	3:06:46.994
51	1	3:19.434	55.326	1:31.571	52.537	126.4	3:10:06.428
52	1	3:11.764	52.903	1:29.842	49.019	131.5	3:13:18.192
53	1	3:09.540	53.769	1:27.382	48.389	133.0	3:16:27.732
54	1	3:15.952	52.678	1:27.614	55.660	128.7	3:19:43.684
55	1	3:40.120	1:01.372	1:32.462	1:06.286	114.5	3:23:23.804
56	1	4:24.380	1:04.172	1:45.701	1:34.507	95.4	3:27:48.184
57	1	4:42.886	1:10.240	1:56.559	1:36.087	89.1	3:32:31.070
58	1	4:30.716	1:21.569	1:51.560	1:17.587	93.1	3:37:01.786
59	1	3:53.836	1:13.886	1:40.631	59.319	107.8	3:40:55.622
60	1	3:12.156	53.875	1:29.143	49.138	131.2	3:44:07.778
61	1	3:08.754	52.143	1:26.717	49.894	133.6	3:47:16.532
62	1	3:06.238	52.256	1:25.959	48.023	135.4	3:50:22.770
63	1	3:12.691	52.727	1:31.923	48.041	130.9	3:53:35.461
64	1	3:20.456 B	52.198	1:28.567	59.691	125.8	3:56:55.917
65	1	11:11.731	8:52.875	1:29.144	49.712	37.5	4:08:07.648
66	1	3:07.518	51.812	1:26.854	48.852	134.5	4:11:15.166
67	1	3:07.544	52.449	1:26.726	48.369	134.4	4:14:22.710
68	1	3:11.122	54.142	1:27.456	49.524	131.9	4:17:33.832
69	1	3:03.791	51.463	1:24.721	47.607	137.2	4:20:37.623
70	1	3:02.143	50.773	1:23.947	47.423	138.4	4:23:39.766
71	1	3:07.275	52.509	1:25.547	49.219	134.6	4:26:47.041
72	1	3:08.667	50.327	1:30.507	47.833	133.6	4:29:55.708
73	1	3:09.692	51.339	1:29.762	48.591	132.9	4:33:05.400
74	1	3:08.524	52.555	1:26.927	49.042	133.7	4:36:13.924
75	1	3:01.028	50.676	1:24.258	46.094	139.3	4:39:14.952
76	1	3:05.043	51.465	1:25.063	48.515	136.3	4:42:19.995
77	1	3:15.088	50.362	1:36.305	48.421	129.2	4:45:35.083
78	1	3:07.132	52.810	1:26.224	48.098	134.7	4:48:42.215
79	1	3:06.560	50.798	1:26.333	49.429	135.2	4:51:48.775

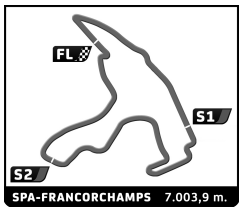

Spa Six Hours Endurance

SPA SIX HOURS

Race

Analysis

Personal Best | Session Best | B Crossing the finish line in pit lane

Lap	D	Time	Sector 1	Sector 2	Sector 3	Kph	Elapsed
80	1	3:06.847	52.742	1:26.372	47.733	134.9	4:54:55.622
81	1	3:04.176	49.938	1:25.611	48.627	136.9	4:57:59.798
82	1	3:48.970	52.086	1:53.974	1:02.910	110.1	5:01:48.768
83	1	3:52.835 B	1:05.696	1:36.053	1:11.086	108.3	5:05:41.603
84	1	5:23.496	2:49.245	1:36.739	57.512	77.9	5:11:05.099
85	1	3:40.199	1:03.384	1:40.083	56.732	114.5	5:14:45.298
86	1	3:08.454	52.696	1:27.659	48.099	133.8	5:17:53.752
87	1	3:04.760	49.835	1:26.520	48.405	136.5	5:20:58.512
88	1	3:03.345	51.386	1:25.132	46.827	137.5	5:24:01.857
89	1	3:04.463	50.910	1:26.051	47.502	136.7	5:27:06.320
90	1	3:05.096	51.728	1:25.752	47.616	136.2	5:30:11.416
91	1	3:06.033	50.870	1:25.223	49.940	135.5	5:33:17.449
92	1	3:03.455	50.670	1:24.965	47.820	137.4	5:36:20.904
93	1	3:17.361	50.989	1:27.132	59.240	127.8	5:39:38.265
94	1	3:38.765	58.763	1:30.924	1:09.078	115.3	5:43:17.030
95	1	3:06.171	50.885	1:25.607	49.679	135.4	5:46:23.201
96	1	3:02.800	50.291	1:24.030	48.479	137.9	5:49:26.001
97	1	3:00.645	48.855	1:25.173	46.617	139.6	5:52:26.646
98	1	3:02.764	48.817	1:24.902	49.045	138.0	5:55:29.410
99	1	3:04.540	49.151	1:25.673	49.716	136.6	5:58:33.950
100	1	3:02.613	49.808	1:23.702	49.103	138.1	6:01:36.563

70 1.Paul LEJEUNE 2.Jordan LEJEUNE — TRIUMPH TR4 GTS11

Lap	D	Time	Sector 1	Sector 2	Sector 3	Kph	Elapsed
1	1	4:32.894	1:49.858	1:45.281	57.755	90.8	4:32.894
2	1	3:42.088	1:02.024	1:41.686	58.378	113.5	8:14.982
3	1	3:41.881	1:03.643	1:41.641	56.597	113.6	11:56.863
4	1	3:39.700	1:01.152	1:41.203	57.345	114.8	15:36.563
5	1	3:41.377	1:01.460	1:43.231	56.686	113.9	19:17.940
6	1	3:39.646	1:00.749	1:42.778	56.119	114.8	22:57.586
7	1	3:36.439	59.726	1:40.182	56.531	116.5	26:34.025
8	1	3:36.610	1:01.068	1:39.828	55.714	116.4	30:10.635
9	1	3:37.876	59.934	1:40.795	57.147	115.7	33:48.511
10	1	3:37.259	1:00.497	1:40.647	56.115	116.1	37:25.770
11	1	3:40.246	1:00.760	1:41.863	57.623	114.5	41:06.016
12	1	3:44.163	1:01.833	1:43.540	58.790	112.5	44:50.179
13	1	3:37.621	1:00.473	1:41.256	55.892	115.9	48:27.800
14	1	3:36.020	1:00.254	1:39.954	55.812	116.7	52:03.820
15	1	3:36.225	59.853	1:40.448	55.924	116.6	55:40.045
16	1	3:37.719	1:00.238	1:41.513	55.968	115.8	59:17.764
17	1	3:36.669	1:00.406	1:40.793	55.470	116.4	1:02:54.433
18	1	3:45.547	1:00.431	1:44.117	1:00.999	111.8	1:06:39.980
19	1	4:13.582	1:08.594	1:50.053	1:14.935	99.4	1:10:53.562
20	1	4:34.669	1:40.634	1:56.781	57.254	91.8	1:15:28.231
21	1	3:36.590	59.972	1:40.758	55.860	116.4	1:19:04.821
22	1	3:39.057	59.628	1:43.457	55.972	115.1	1:22:43.878
23	1	3:38.087	1:01.090	1:40.620	56.377	115.6	1:26:21.965
24	1	3:36.236	1:01.444	1:39.826	54.966	116.6	1:29:58.201
25	1	3:38.105	1:01.095	1:41.334	55.676	115.6	1:33:36.306
26	1	3:35.664	59.740	1:39.508	56.416	116.9	1:37:11.970
27	1	3:36.529	1:00.564	1:40.093	55.872	116.4	1:40:48.499
28	1	3:38.791	1:01.370	1:41.505	55.916	115.2	1:44:27.290
29	1	3:38.605	1:00.616	1:40.301	57.688	115.3	1:48:05.895
30	1	3:37.726	1:01.672	1:40.139	55.915	115.8	1:51:43.621
31	1	3:40.064	1:01.913	1:41.630	56.521	114.6	1:55:23.685
32	1	3:34.249	1:00.043	1:38.986	55.220	117.7	1:58:57.934
33	1	3:40.924	1:01.172	1:39.457	1:00.295	114.1	2:02:38.858
34	1	3:37.148	1:00.628	1:39.413	57.107	116.1	2:06:16.006
35	1	3:36.858	1:00.459	1:40.551	55.848	116.3	2:09:52.864
36	1	3:38.654	1:00.296	1:40.582	57.776	115.3	2:13:31.518
37	1	3:35.384	1:00.611	1:39.740	55.033	117.1	2:17:06.902
38	1	3:34.180	1:01.109	1:38.578	54.493	117.7	2:20:41.082
39	1	3:40.704 B	59.841	1:38.068	1:02.795	114.2	2:24:21.786
40	1	13:37.556	...	1:44.493	56.995	30.8	2:37:59.342
41	1	3:41.190	1:04.188	1:40.529	56.473	114.0	2:41:40.532
42	1	3:39.294	1:04.334	1:39.219	55.741	115.0	2:45:19.826
43	1	3:43.216	1:03.701	1:43.023	56.492	113.0	2:49:03.042
44	1	3:35.242	1:03.712	1:36.649	54.881	117.1	2:52:38.284
45	1	3:33.516	1:02.368	1:36.460	54.688	118.1	2:56:11.800
46	1	3:31.537	1:00.830	1:36.020	54.687	119.2	2:59:43.337
47	1	3:31.021	1:01.125	1:35.700	54.196	119.5	3:03:14.358
48	1	3:35.906	1:00.932	1:40.177	54.797	116.8	3:06:50.264
49	1	3:30.481	1:00.731	1:35.682	54.068	119.8	3:10:20.745
50	1	13:11.114 B	1:00.849	...	1:10.461	31.9	3:23:31.859
51	1	42:28.227	...	1:30.241	50.397	9.9	4:06:00.086
52	1	3:20.454	57.886	1:31.032	51.536	125.8	4:09:20.540
53	1	3:20.776	56.975	1:30.625	53.176	125.6	4:12:41.316
54	1	3:14.293	56.765	1:27.059	50.469	129.8	4:15:55.609
55	1	3:14.006	56.237	1:27.968	49.801	130.0	4:19:09.615
56	1	3:16.125	55.101	1:29.267	51.757	128.6	4:22:25.740
57	1	3:12.764	56.646	1:25.459	50.659	130.8	4:25:38.504
58	1	3:12.139	55.362	1:26.840	49.937	131.2	4:28:50.643
59	1	3:12.430	55.033	1:26.437	50.960	131.0	4:32:03.073
60	1	3:11.459	54.581	1:27.031	49.847	131.7	4:35:14.532
61	1	3:13.292	55.722	1:27.322	50.248	130.4	4:38:27.824
62	1	3:12.164	55.369	1:26.589	50.206	131.2	4:41:39.988
63	1	3:15.487	55.684	1:28.347	51.456	129.0	4:44:55.475
64	1	3:13.717	56.171	1:27.732	49.814	130.2	4:48:09.192
65	1	3:11.691	55.571	1:25.923	50.197	131.5	4:51:20.883
66	1	3:13.390	56.096	1:26.661	50.633	130.4	4:54:34.273
67	1	3:14.533	55.480	1:28.737	50.316	129.6	4:57:48.806
68	1	3:55.052	58.784	1:52.876	1:03.392	107.3	5:01:43.858
69	1	3:46.634	1:01.829	1:33.409	1:11.396	111.3	5:05:30.492
70	1	4:44.804	1:15.278	1:59.102	1:30.424	88.5	5:10:15.296
71	1	4:00.562	1:23.103	1:42.932	54.527	104.8	5:14:15.858
72	1	3:13.967	56.315	1:27.427	50.225	130.0	5:17:29.825
73	1	3:11.875	55.828	1:25.615	50.432	131.4	5:20:41.700
74	1	3:11.937	54.872	1:27.110	49.955	131.4	5:23:53.637
75	1	3:12.408	55.629	1:26.913	49.866	131.0	5:27:06.045
76	1	3:11.665	55.707	1:26.205	49.753	131.6	5:30:17.710
77	1	3:12.399	55.325	1:25.698	51.376	131.1	5:33:30.109
78	1	3:13.541	55.232	1:28.846	49.463	130.3	5:36:43.650
79	1	3:34.221	55.826	1:32.770	1:05.625	117.7	5:40:17.871
80	1	3:52.162	1:14.662	1:47.268	50.232	108.6	5:44:10.033
81	1	3:09.724	55.110	1:25.392	49.222	132.9	5:47:19.757
82	1	3:10.012	54.712	1:25.799	49.501	132.7	5:50:29.769
83	1	3:10.862	54.853	1:25.625	50.384	132.1	5:53:40.631
84	1	3:12.031	55.650	1:26.790	49.591	131.3	5:56:52.662
85	1	3:14.409	54.709	1:26.571	53.129	129.7	6:00:07.071

71 1.Simon OREBI GANN 2.Mike BELL 3.Rick BOURNE — MORGAN +4 Super Sports GTS11

Lap	D	Time	Sector 1	Sector 2	Sector 3	Kph	Elapsed
1	1	4:19.887	1:33.514	1:45.636	1:00.737	95.3	4:19.887
2	1	3:46.908	1:01.937	1:47.279	57.692	111.1	8:06.795
3	1	3:41.068	1:02.368	1:41.508	57.192	114.1	11:47.863
4	1	3:41.093	1:01.835	1:42.483	56.775	114.0	15:28.956

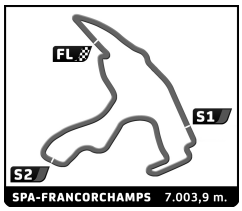

Spa Six Hours Endurance

SPA SIX HOURS

Race

Analysis

Personal Best | Session Best | **B** Crossing the finish line in pit lane

Lap	D	Time	Sector 1	Sector 2	Sector 3	Kph	Elapsed
5	1	3:44.046	1:02.040	1:44.504	57.502	112.5	19:13.002
6	1	3:39.559	1:00.859	1:42.358	56.342	114.8	22:52.561
7	1	3:41.398	1:01.168	1:42.630	57.600	113.9	26:33.959
8	1	3:39.167	1:00.369	1:42.723	56.075	115.0	30:13.126
9	1	3:39.184	1:00.549	1:41.807	56.828	115.0	33:52.310
10	1	3:43.030	1:01.526	1:43.257	58.247	113.1	37:35.340
11	1	3:42.818	1:01.222	1:43.611	57.985	113.2	41:18.158
12	1	3:45.604	1:03.639	1:43.095	58.870	111.8	45:03.762
13	1	3:43.915	1:01.696	1:44.810	57.409	112.6	48:47.677
14	1	3:43.961	1:01.864	1:45.016	57.081	112.6	52:31.638
15	1	3:42.672	1:00.645	1:44.284	57.743	113.2	56:14.310
16	1	3:42.501	1:00.054	1:42.943	59.504	113.3	59:56.811
17	1	3:41.334	1:00.027	1:43.435	57.872	113.9	1:03:38.145
18	1	4:08.517	1:08.925	1:47.825	1:11.767	101.5	1:07:46.662
19	1	4:07.574	1:11.138	1:52.027	1:04.409	101.8	1:11:54.236
20	1	4:11.299	1:05.544	2:08.291	57.464	100.3	1:16:05.535
21	1	3:40.125	59.461	1:43.222	57.442	114.5	1:19:45.660
22	1	3:38.046	1:00.334	1:41.600	56.112	115.6	1:23:23.706
23	1	3:48.679	1:00.055	1:52.156	56.468	110.3	1:27:12.385
24	1	3:36.168	59.217	1:41.195	55.756	116.6	1:30:48.553
25	1	3:37.843	59.735	1:42.017	56.091	115.7	1:34:26.396
26	1	3:38.762	59.671	1:43.130	55.961	115.3	1:38:05.158
27	1	3:38.841	59.818	1:42.188	56.835	115.2	1:41:43.999
28	1	3:42.558	1:00.649	1:44.714	57.195	113.3	1:45:26.557
29	1	3:36.396	59.692	1:41.164	55.540	116.5	1:49:02.953
30	1	3:37.851	1:00.580	1:41.276	55.995	115.7	1:52:40.804
31	1	3:37.587	59.356	1:41.989	56.242	115.9	1:56:18.391

72 1.Nick SLEEP 2.Joel WYKEHAM 3.Alex MONTGOMERY — FORD Shelby Mustang 350 GT — GTS12

Lap	D	Time	Sector 1	Sector 2	Sector 3	Kph	Elapsed
1	1	4:18.455	1:29.539	1:47.406	1:01.510	95.9	4:18.455
2	1	3:45.621	1:01.807	1:45.303	58.511	111.8	8:04.076
3	1	3:41.332	59.550	1:43.533	58.249	113.9	11:45.408
4	1	3:39.792	1:00.694	1:41.998	57.100	114.7	15:25.200
5	1	3:37.132	59.126	1:41.925	56.081	116.1	19:02.332
6	1	3:37.554	59.443	1:42.715	55.396	115.9	22:39.886
7	1	3:37.198	57.606	1:42.171	57.421	116.1	26:17.084
8	1	3:40.570	1:00.629	1:42.414	57.527	114.3	29:57.654
9	1	3:41.090	1:00.981	1:41.364	58.745	114.0	33:38.744
10	1	3:41.918	1:00.812	1:43.537	57.569	113.6	37:20.662
11	1	3:41.185	59.376	1:43.561	58.248	114.0	41:01.847
12	1	3:47.515	1:01.572	1:45.324	1:00.619	110.8	44:49.362
13	1	3:46.919	1:04.656	1:43.694	58.569	111.1	48:36.281
14	1	3:46.799	1:01.166	1:46.651	58.982	111.2	52:23.080
15	1	3:40.657	1:00.731	1:42.809	57.117	114.3	56:03.737
16	1	3:42.773	59.503	1:44.418	58.852	113.2	59:46.510
17	1	3:39.891	1:00.311	1:43.165	56.415	114.7	1:03:26.401
18	1	4:08.296	1:05.787	1:51.442	1:11.067	101.5	1:07:34.697
19	1	4:00.627	1:11.014	1:49.746	59.867	104.8	1:11:35.324
20	1	4:09.813	1:13.302	1:56.097	1:00.414	100.9	1:15:45.137
21	1	3:44.344	1:01.041	1:45.745	57.558	112.4	1:19:29.481
22	1	3:43.640	1:00.435	1:45.935	57.270	112.7	1:23:13.121
23	1	3:40.851	1:00.137	1:43.340	57.374	114.2	1:26:53.972
24	1	3:41.581	59.536	1:44.888	57.157	113.8	1:30:35.553
25	1	3:43.090	1:02.655	1:43.294	57.141	113.0	1:34:18.643
26	1	3:42.434	1:00.077	1:44.897	57.460	113.4	1:38:01.077
27	1	3:39.885	58.504	1:43.736	57.645	114.7	1:41:40.962
28	1	3:37.675	1:00.378	1:41.680	55.617	115.8	1:45:18.637
29	1	3:36.139	58.311	1:42.263	55.565	116.7	1:48:54.776
30	1	3:38.295	59.419	1:44.069	54.807	115.5	1:52:33.071
31	1	3:37.407	58.914	1:42.269	56.224	116.0	1:56:10.478
32	1	3:36.205	58.047	1:42.054	56.104	116.6	1:59:46.683
33	1	3:35.587	59.642	1:40.704	55.241	117.0	2:03:22.270
34	1	3:38.241	59.464	1:42.073	56.704	115.5	2:07:00.511
35	1	3:37.861	59.039	1:41.728	57.094	115.7	2:10:38.372
36	1	3:39.043	59.645	1:42.269	57.129	115.1	2:14:17.415
37	1	3:49.158 B	1:00.338	1:42.505	1:06.315	110.0	2:18:06.573
38	1	10:45.097	8:07.552	1:41.295	56.250	39.1	2:28:51.670
39	1	3:31.205	56.775	1:39.905	54.525	119.4	2:32:22.875
40	1	3:31.561	56.689	1:40.599	54.273	119.2	2:35:54.436
41	1	3:32.498	57.164	1:40.824	54.510	118.7	2:39:26.934
42	1	3:30.781	55.900	1:39.771	55.110	119.6	2:42:57.715
43	1	3:29.801	57.581	1:39.381	52.839	120.2	2:46:27.516
44	1	3:26.903	55.295	1:38.186	53.422	121.9	2:49:54.419
45	1	3:22.369	54.781	1:34.878	52.710	124.6	2:53:16.788
46	1	3:27.098	58.411	1:36.333	52.354	121.7	2:56:43.886
47	1	3:21.635	55.972	1:35.087	50.576	125.0	3:00:05.521
48	1	3:18.033	54.104	1:33.275	50.654	127.3	3:03:23.554
49	1	3:15.387	53.311	1:33.445	48.631	129.0	3:06:38.941
50	1	3:12.140	53.778	1:28.914	49.448	131.2	3:09:51.081
51	1	3:12.760	53.126	1:29.969	49.665	130.8	3:13:03.841
52	1	3:12.958	52.963	1:30.567	49.428	130.7	3:16:16.799
53	1	3:12.098	52.502	1:30.132	49.464	131.3	3:19:28.897
54	1	3:48.150	1:03.001	1:40.407	1:04.742	110.5	3:23:17.047
55	1	4:23.119	1:07.067	1:44.646	1:31.406	95.8	3:27:40.166
56	1	4:44.222	1:13.845	1:56.739	1:33.638	88.7	3:32:24.388
57	1	4:32.592	1:21.196	1:53.745	1:17.651	92.5	3:36:56.980
58	1	4:05.825 B	1:11.085	1:45.580	1:09.160	102.6	3:41:02.805
59	1	5:24.348	2:57.819	1:34.343	52.186	77.7	3:46:27.153
60	1	3:17.803	55.091	1:28.480	54.232	127.5	3:49:44.956
61	1	3:16.559	56.827	1:28.924	50.808	128.3	3:53:01.515
62	1	3:09.188	54.628	1:26.097	48.463	133.3	3:56:10.703
63	1	3:06.291	52.893	1:25.237	48.161	135.3	3:59:16.994
64	1	3:05.128	52.563	1:24.923	47.642	136.2	4:02:22.122
65	1	3:07.192	54.559	1:24.789	47.844	134.7	4:05:29.314
66	1	3:01.832	51.116	1:23.334	47.382	138.7	4:08:31.146
67	1	3:19.110	55.100	1:26.184	57.826	126.6	4:11:50.256
68	1	3:05.203	52.792	1:25.586	46.825	136.1	4:14:55.459
69	1	3:07.959	53.290	1:26.030	48.639	134.1	4:18:03.418
70	1	3:03.387	52.464	1:22.904	48.019	137.5	4:21:06.805
71	1	3:02.898	51.512	1:24.778	46.608	137.9	4:24:09.703
72	1	3:02.482	51.106	1:23.624	47.752	138.2	4:27:12.185
73	1	3:03.358	51.675	1:24.215	47.468	137.5	4:30:15.543
74	1	3:02.849	51.211	1:23.633	48.005	137.9	4:33:18.392
75	1	3:07.537	50.878	1:26.947	49.712	134.4	4:36:25.929
76	1	3:04.980	52.684	1:24.383	47.913	136.3	4:39:30.909
77	1	3:10.810	54.891	1:24.111	51.808	132.1	4:42:41.719
78	1	3:02.645	52.037	1:23.217	47.391	138.1	4:45:44.364
79	1	3:03.688	51.050	1:23.436	49.202	137.3	4:48:48.052
80	1	3:01.608	52.768	1:21.880	46.960	138.8	4:51:49.660
81	1	3:07.468	52.911	1:24.383	50.174	134.5	4:54:57.128
82	1	3:04.164	52.041	1:22.816	49.307	136.9	4:58:01.292
83	1	3:49.041	53.920	1:52.412	1:02.709	110.1	5:01:50.333
84	1	3:45.538	1:05.316	1:36.615	1:03.607	111.8	5:05:35.871
85	1	4:44.208	1:14.795	1:57.988	1:31.425	88.7	5:10:20.079
86	1	3:55.780	1:22.546	1:42.058	51.176	106.9	5:14:15.859

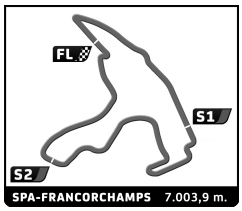

Spa Six Hours Endurance

SPA SIX HOURS

Race

Analysis

Personal Best | Session Best | **B** Crossing the finish line in pit lane

Lap	D	Time	Sector 1	Sector 2	Sector 3	Kph	Elapsed
87	1	3:20.983	52.290	1:40.159	48.534	125.5	5:17:36.842
88	1	3:34.465	52.716	1:24.814	1:16.935	117.6	5:21:11.307
89	1	3:05.114	55.006	1:23.041	47.067	136.2	5:24:16.421
90	1	3:04.654	51.932	1:24.605	48.117	136.5	5:27:21.075
91	1	2:59.994	51.251	1:22.751	45.992	140.1	5:30:21.069
92	1	3:01.969	51.598	1:22.446	47.925	138.6	5:33:23.038
93	1	3:01.432	51.081	1:23.370	46.981	139.0	5:36:24.470
94	1	3:18.920	50.400	1:26.470	1:02.050	126.8	5:39:43.390
95	1	3:36.178	59.959	1:35.895	1:00.324	116.6	5:43:19.568
96	1	3:05.697	52.313	1:23.778	49.606	135.8	5:46:25.265
97	1	3:03.515	51.134	1:24.438	47.943	137.4	5:49:28.780
98	1	3:04.347	51.125	1:23.331	49.891	136.8	5:52:33.127
99	1	3:36.818	1:03.905	1:34.653	58.260	116.3	5:56:09.945
100	1	3:36.771	1:04.317	1:37.768	54.686	116.3	5:59:46.716

73 1.Kees SELDERS 2.Freddy VAN SPRUNDEL 3.Geert BOELS — TVR GRIFFITH 400 GTS12

Lap	D	Time	Sector 1	Sector 2	Sector 3	Kph	Elapsed
1	1	4:05.026	1:15.449	1:48.292	1:01.285	101.1	4:05.026
2	1	3:50.461	1:01.527	1:49.285	59.649	109.4	7:55.487
3	1	3:43.553	59.893	1:44.256	59.404	112.8	11:39.040
4	1	3:47.104	58.962	1:46.359	1:01.783	111.0	15:26.144
5	1	3:41.162	1:00.252	1:43.701	57.209	114.0	19:07.306
6	1	3:39.555	57.026	1:45.636	56.893	114.8	22:46.861
7	1	3:47.666	58.703	1:49.330	59.633	110.8	26:34.527
8	1	3:51.038	1:02.372	1:51.172	57.494	109.1	30:25.565
9	1	3:42.561	1:00.024	1:43.855	58.682	113.3	34:08.126
10	1	3:43.320	58.268	1:46.220	58.832	112.9	37:51.446
11	1	3:59.565	59.548	1:54.392	1:05.625	105.2	41:51.011
12	1	4:01.579	1:04.041	1:51.464	1:06.074	104.4	45:52.590
13	1	3:53.373	1:03.756	1:50.981	58.636	108.0	49:45.963
14	1	3:47.301	1:01.036	1:46.496	59.769	110.9	53:33.264
15	1	3:53.584	1:03.698	1:48.385	1:01.501	107.9	57:26.848
16	1	3:49.488	1:00.721	1:49.255	59.512	109.9	1:01:16.336
17	1	3:55.456	59.201	1:50.911	1:05.344	107.1	1:05:11.792
18	1	4:43.989	1:20.083	1:59.009	1:24.897	88.8	1:09:55.781
19	1	4:22.441	1:12.137	2:00.018	1:10.286	96.1	1:14:18.222
20	1	3:50.321	1:04.419	1:48.510	57.392	109.5	1:18:08.543
21	1	3:43.548	58.929	1:46.192	58.427	112.8	1:21:52.091
22	1	3:43.408	58.876	1:46.174	58.358	112.9	1:25:35.499
23	1	4:01.979 **B**	1:01.145	1:48.480	1:12.354	104.2	1:29:37.478
24	1	6:39.448	3:52.149	1:47.052	1:00.247	63.1	1:36:16.926
25	1	3:50.886	1:02.401	1:48.715	59.770	109.2	1:40:07.812
26	1	3:52.960	1:04.758	1:48.291	59.911	108.2	1:44:00.772
27	1	3:45.681	1:01.631	1:46.070	57.980	111.7	1:47:46.453
28	1	3:45.726	1:01.594	1:44.050	1:00.082	111.7	1:51:32.179
29	1	3:48.310	1:04.549	1:46.137	57.624	110.4	1:55:20.489
30	1	3:50.524	1:01.282	1:48.886	1:00.356	109.4	1:59:11.013
31	1	3:43.630	1:00.468	1:45.941	57.221	112.7	2:02:54.643
32	1	3:42.576	58.694	1:45.387	58.495	113.3	2:06:37.219
33	1	3:46.690	1:02.475	1:45.033	59.182	111.2	2:10:23.909
34	1	3:42.958	1:01.456	1:44.000	57.502	113.1	2:14:06.867
35	1	3:44.202	1:01.501	1:45.519	57.182	112.5	2:17:51.069
36	1	3:44.382	1:00.722	1:44.499	59.161	112.4	2:21:35.451
37	1	3:41.827	1:00.166	1:43.690	57.971	113.7	2:25:17.278
38	1	3:39.320	1:01.399	1:42.573	55.348	115.0	2:28:56.598
39	1	3:36.779	58.528	1:41.639	56.612	116.3	2:32:33.377
40	1	3:37.119	58.642	1:43.032	55.445	116.1	2:36:10.496
41	1	3:39.829	59.769	1:42.352	57.708	114.7	2:39:50.325
42	1	3:32.760	59.238	1:40.656	52.866	118.5	2:43:23.085
43	1	3:26.287	58.925	1:35.747	51.615	122.2	2:46:49.372
44	1	3:26.571	57.188	1:36.302	53.081	122.1	2:50:15.943
45	1	3:23.151	58.093	1:34.324	50.734	124.1	2:53:39.094
46	1	3:19.673	55.342	1:33.018	51.313	126.3	2:56:58.767
47	1	3:27.236	57.343	1:35.717	54.176	121.7	3:00:26.003
48	1	3:24.151	56.451	1:34.154	53.546	123.5	3:03:50.154
49	1	9:03.105	54.220	1:38.245	6:30.640	46.4	3:12:53.259
50	1	3:31.011	59.624	1:36.587	54.800	119.5	3:16:24.270
51	1	3:24.491	57.726	1:32.280	54.485	123.3	3:19:48.761
52	1	3:41.393	1:03.152	1:38.026	1:00.215	113.9	3:23:30.154
53	1	4:22.220	1:01.844	1:45.602	1:34.774	96.2	3:27:52.374
54	1	4:52.355 **B**	1:08.972	1:56.138	1:47.245	86.2	3:32:44.729
55	1	13:39.335	...	1:32.899	52.904	30.8	3:46:24.064
56	1	3:21.184	55.950	1:32.772	52.462	125.3	3:49:45.248
57	1	3:15.451	56.172	1:28.878	50.401	129.0	3:53:00.699
58	1	3:17.413	55.861	1:31.643	49.909	127.7	3:56:18.112
59	1	3:11.375	54.129	1:28.608	48.638	131.8	3:59:29.487
60	1	3:14.033	52.560	1:31.658	49.815	129.9	4:02:43.520
61	1	3:09.890	53.891	1:27.049	48.950	132.8	4:05:53.410
62	1	3:08.516	52.146	1:27.654	48.716	133.8	4:09:01.926
63	1	3:22.289	53.437	1:34.738	54.114	124.6	4:12:24.215
64	1	3:15.719	55.316	1:29.657	50.746	128.8	4:15:39.934
65	1	3:06.727	51.685	1:26.869	48.173	135.0	4:18:46.661
66	1	3:10.255	53.776	1:26.906	49.573	132.5	4:21:56.916
67	1	3:11.550	52.197	1:29.351	50.002	131.6	4:25:08.466
68	1	3:09.266	52.887	1:28.422	47.957	133.2	4:28:17.732
69	1	3:06.804	51.956	1:26.983	47.865	135.0	4:31:24.536
70	1	3:05.510	50.715	1:27.416	47.379	135.9	4:34:30.046
71	1	3:11.873	52.903	1:30.683	48.287	131.4	4:37:41.919
72	1	3:08.423	51.067	1:26.241	51.115	133.8	4:40:50.342
73	1	3:05.906	50.635	1:26.557	48.714	135.6	4:43:56.248
74	1	3:05.614	51.229	1:26.463	47.922	135.8	4:47:01.862
75	1	3:10.215	52.006	1:29.031	49.178	132.6	4:50:12.077
76	1	3:06.482	51.716	1:25.865	48.901	135.2	4:53:18.559
77	1	3:04.307	50.538	1:25.810	47.959	136.8	4:56:22.866
78	1	3:12.890	51.098	1:28.530	53.262	130.7	4:59:35.756
79	1	4:21.312	1:03.195	1:58.845	1:19.272	96.5	5:03:57.068
80	1	4:39.794	1:22.118	2:02.419	1:15.257	90.1	5:08:36.862
81	1	4:21.463	1:15.434	2:00.551	1:05.478	96.4	5:12:58.325
82	1	3:06.880	53.080	1:26.456	47.344	134.9	5:16:05.205
83	1	3:06.662	50.589	1:27.475	48.598	135.1	5:19:11.867
84	1	3:02.292	50.592	1:24.611	47.089	138.3	5:22:14.159
85	1	3:07.846	51.136	1:27.920	48.790	134.2	5:25:22.005
86	1	3:05.049	49.864	1:25.119	50.066	136.3	5:28:27.054
87	1	3:05.340	53.929	1:25.067	46.344	136.0	5:31:32.394
88	1	3:04.333	51.160	1:25.244	47.929	136.8	5:34:36.727
89	1	3:08.315	50.098	1:29.708	48.509	133.9	5:37:45.042
90	1	3:27.842	1:01.027	1:28.256	58.559	121.3	5:41:12.884
91	1	3:26.405	1:09.214	1:29.759	47.432	122.2	5:44:39.289
92	1	3:02.502	50.211	1:24.474	47.817	138.2	5:47:41.791
93	1	3:06.046	53.659	1:24.928	47.459	135.5	5:50:47.837
94	1	3:04.400	51.253	1:24.373	48.774	136.7	5:53:52.237
95	1	3:03.945	51.065	1:25.567	47.313	137.1	5:56:56.182
96	1	3:03.164	50.393	1:25.622	47.149	137.7	5:59:59.346

74 1.Diider GRUAU 2.Julien GRUAU — SHELBY Cobra GTS12

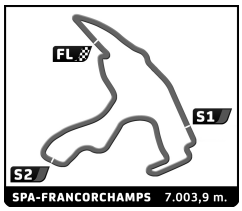

Spa Six Hours Endurance
SPA SIX HOURS
Race
Analysis

Personal Best | Session Best | **B** Crossing the finish line in pit lane

Lap	D	Time	Sector 1	Sector 2	Sector 3	Kph	Elapsed
1	1	3:43.490	1:05.593	1:41.337	56.560	110.9	3:43.490
2	1	3:34.615	58.129	1:40.869	55.617	117.5	7:18.105
3	1	3:27.743	55.379	1:38.808	53.556	121.4	10:45.848
4	1	3:26.948	54.669	1:39.038	53.241	121.8	14:12.796
5	1	3:25.425	55.085	1:37.576	52.764	122.7	17:38.221
6	1	3:25.839	54.641	1:38.761	52.437	122.5	21:04.060
7	1	3:34.280	59.667	1:39.643	54.970	117.7	24:38.340
8	1	3:29.914	57.138	1:38.544	54.232	120.1	28:08.254
9	1	3:29.261	56.519	1:38.315	54.427	120.5	31:37.515
10	1	3:32.419	56.853	1:40.438	55.128	118.7	35:09.934
11	1	3:32.234	56.898	1:40.499	54.837	118.8	38:42.168
12	1	3:37.207	57.406	1:41.727	58.074	116.1	42:19.375
13	1	3:34.386	57.957	1:41.041	55.388	117.6	45:53.761
14	1	3:35.911	59.084	1:42.058	54.769	116.8	49:29.672
15	1	3:32.868	56.999	1:40.432	55.437	118.4	53:02.540
16	1	3:35.095	58.714	1:40.991	55.390	117.2	56:37.635
17	1	4:09.902 B	1:27.710	1:40.164	1:02.028	100.9	1:00:47.537
18	1	5:06.314 B	2:05.980	1:41.440	1:18.894	82.3	1:05:53.851
19	1	10:31.397 B	6:59.591	2:14.356	1:17.450	39.9	1:16:25.248

75 1.Olivier BLANPAIN 2.Vincent JANSSENS 3.Alain NOIRHOMME — AUSTIN HEALEY 100 M — GTS7

Lap	D	Time	Sector 1	Sector 2	Sector 3	Kph	Elapsed
1	1	5:03.279	2:03.357	1:59.640	1:00.282	81.7	5:03.279
2	1	3:56.869	1:05.095	1:50.334	1:01.440	106.4	9:00.148
3	1	3:55.352	1:06.981	1:49.213	59.158	107.1	12:55.500
4	1	3:55.076	1:04.277	1:48.625	1:02.174	107.3	16:50.576
5	1	3:53.663	1:05.716	1:49.082	58.865	107.9	20:44.239
6	1	4:00.937	1:09.507	1:48.158	1:03.272	104.7	24:45.176
7	1	3:54.978	1:07.871	1:48.709	58.398	107.3	28:40.154
8	1	3:55.490	1:04.862	1:49.666	1:00.962	107.1	32:35.644
9	1	3:56.100	1:06.810	1:50.317	58.973	106.8	36:31.744
10	1	3:58.670	1:05.772	1:51.652	1:01.246	105.6	40:30.414
11	1	4:06.138	1:07.125	1:55.252	1:03.761	102.4	44:36.552
12	1	4:01.220	1:06.776	1:51.612	1:02.832	104.5	48:37.772
13	1	3:58.695	1:05.881	1:51.269	1:01.545	105.6	52:36.467
14	1	4:04.056	1:06.835	1:52.835	1:04.386	103.3	56:40.523
15	1	4:00.480	1:08.483	1:49.675	1:02.322	104.8	1:00:41.003
16	1	4:01.234	1:07.134	1:51.931	1:02.169	104.5	1:04:42.237
17	1	4:55.874	1:09.168	2:12.463	1:34.243	85.2	1:09:38.111
18	1	4:29.492	1:18.233	1:56.254	1:15.005	93.6	1:14:07.603
19	1	3:57.208	1:07.188	1:50.299	59.721	106.3	1:18:04.811
20	1	3:50.316	1:05.233	1:46.284	58.799	109.5	1:21:55.127
21	1	4:11.270	1:03.106	2:09.283	58.881	100.3	1:26:06.397
22	1	3:57.961	1:05.604	1:50.316	1:02.041	106.0	1:30:04.358
23	1	3:57.537	1:04.432	1:51.359	1:01.746	106.1	1:34:01.895
24	1	4:08.029 B	1:04.613	1:50.258	1:13.158	101.7	1:38:09.924
25	1	6:51.364	4:04.921	1:47.702	58.741	61.3	1:45:01.288
26	1	3:47.881	1:04.536	1:44.472	58.873	110.6	1:48:49.169
27	1	3:50.119	1:04.187	1:47.468	58.464	109.6	1:52:39.288
28	1	3:46.212	1:04.563	1:43.799	57.850	111.5	1:56:25.500
29	1	3:47.067	1:04.303	1:45.064	57.700	111.0	2:00:12.567
30	1	3:45.750	1:04.336	1:43.211	58.203	111.7	2:03:58.317
31	1	3:50.923	1:08.930	1:44.804	57.189	109.2	2:07:49.240
32	1	3:46.563	1:03.035	1:43.845	59.683	111.3	2:11:35.803
33	1	3:47.825	1:04.819	1:43.663	59.343	110.7	2:15:23.628
34	1	3:44.206	1:03.352	1:43.128	57.726	112.5	2:19:07.834
35	1	3:48.336	1:02.741	1:46.838	58.757	110.4	2:22:56.170
36	1	3:46.756	1:03.510	1:43.248	59.998	111.2	2:26:42.926
37	1	3:44.330	1:03.155	1:43.569	57.606	112.4	2:30:27.256
38	1	3:42.941	1:04.440	1:40.151	58.350	113.1	2:34:10.197
39	1	3:44.312	1:04.815	1:42.870	56.627	112.4	2:37:54.509
40	1	3:43.218	1:04.074	1:41.802	57.342	113.0	2:41:37.727
41	1	3:39.876	1:02.779	1:40.694	56.403	114.7	2:45:17.603
42	1	3:39.175	1:03.442	1:41.701	54.032	115.0	2:48:56.778
43	1	3:30.443	1:02.456	1:34.551	53.436	119.8	2:52:27.221
44	1	3:28.192	1:01.484	1:33.914	52.794	121.1	2:55:55.413
45	1	3:29.856	1:00.310	1:35.474	54.072	120.1	2:59:25.269
46	1	3:29.189	1:01.480	1:35.560	52.149	120.5	3:02:54.458
47	1	3:28.932	1:01.514	1:33.752	53.666	120.7	3:06:23.390
48	1	3:27.392	1:00.744	1:33.281	53.367	121.6	3:09:50.782
49	1	3:33.225 B	59.997	1:31.904	1:01.324	118.3	3:13:24.007
50	1	14:05.478	...	1:48.364	1:26.720	29.8	3:27:29.485
51	1	4:44.214	1:16.520	1:58.919	1:28.775	88.7	3:32:13.699
52	1	4:37.894	1:23.451	1:56.877	1:17.566	90.7	3:36:51.593
53	1	4:09.824	1:06.379	1:52.446	1:10.999	100.9	3:41:01.417
54	1	3:35.098	1:03.895	1:35.800	55.403	117.2	3:44:36.515
55	1	3:33.154	1:00.598	1:35.095	57.461	118.3	3:48:09.669
56	1	3:28.613	1:00.532	1:34.661	53.420	120.9	3:51:38.282
57	1	3:28.312	1:01.024	1:33.489	53.799	121.0	3:55:06.594
58	1	3:36.115	1:01.398	1:37.889	56.828	116.7	3:58:42.709
59	1	3:33.459	1:01.673	1:34.997	56.789	118.1	4:02:16.168
60	1	3:29.730	1:01.289	1:34.288	54.153	120.2	4:05:45.898
61	1	26:44.318	1:00.225	1:33.921	...	15.7	4:32:30.216
62	1	3:28.621	1:05.295	1:30.556	52.770	120.9	4:35:58.837
63	1	3:31.994	1:04.608	1:34.135	53.251	118.9	4:39:30.831
64	1	3:23.351	59.981	1:30.849	52.521	124.0	4:42:54.182
65	1	3:21.487	58.464	1:29.911	53.112	125.1	4:46:15.669
66	1	3:24.040	58.563	1:31.284	54.193	123.6	4:49:39.709
67	1	3:21.298	58.942	1:29.639	52.717	125.3	4:53:01.007
68	1	3:22.459	58.529	1:31.498	52.432	124.5	4:56:23.466
69	1	3:24.533	1:00.203	1:31.280	53.050	123.3	4:59:47.999
70	1	4:12.088	59.644	1:52.149	1:20.295	100.0	5:04:00.087
71	1	4:39.357	1:21.255	2:02.306	1:15.796	90.3	5:08:39.444
72	1	4:22.467	1:14.917	2:00.517	1:07.033	96.1	5:13:01.911
73	1	3:29.689	1:04.002	1:32.017	53.670	120.2	5:16:31.600
74	1	3:21.089	59.538	1:29.676	51.875	125.4	5:19:52.689
75	1	3:20.960	57.844	1:30.889	52.227	125.5	5:23:13.649
76	1	3:27.341	59.371	1:33.862	54.108	121.6	5:26:40.990

76 1.Shaun LYNN 2.Andrew HADDON 3.Maxwell LYNN — LOTUS Elan 26R — GTS10

Lap	D	Time	Sector 1	Sector 2	Sector 3	Kph	Elapsed
1	1	3:45.627	1:08.243	1:42.020	55.364	109.8	3:45.627
2	1	3:33.120	58.557	1:39.150	55.413	118.3	7:18.747
3	1	3:30.105	58.691	1:37.425	53.989	120.0	10:48.852
4	1	3:27.578	57.017	1:37.390	53.171	121.5	14:16.430
5	1	3:27.130	56.792	1:36.702	53.636	121.7	17:43.560
6	1	3:28.595	56.624	1:38.452	53.519	120.9	21:12.155
7	1	3:31.364	57.015	1:38.492	55.857	119.3	24:43.519
8	1	3:31.265	57.655	1:40.043	53.567	119.3	28:14.784
9	1	3:33.535	59.726	1:39.334	54.475	118.1	31:48.319
10	1	3:32.242	57.822	1:39.278	55.142	118.8	35:20.561
11	1	3:31.702	57.650	1:39.624	54.428	119.1	38:52.263
12	1	3:34.044	57.708	1:40.471	55.865	117.8	42:26.307
13	1	3:35.888	1:01.274	1:39.614	55.000	116.8	46:02.195
14	1	3:32.108	58.333	1:39.196	54.579	118.9	49:34.303
15	1	3:30.622	57.708	1:39.272	53.642	119.7	53:04.925

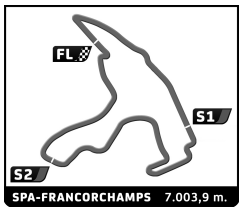

Spa Six Hours Endurance

SPA SIX HOURS

Race

Analysis

Personal Best | Session Best | **B** Crossing the finish line in pit lane

Lap	D	Time	Sector 1	Sector 2	Sector 3	Kph	Elapsed
16	1	3:33.113	57.372	1:40.763	54.978	118.3	56:38.038
17	1	3:30.836	57.244	1:39.504	54.088	119.6	1:00:08.874
18	1	3:29.637	57.252	1:38.458	53.927	120.3	1:03:38.511
19	1	4:09.662	1:10.066	1:47.178	1:12.418	101.0	1:07:48.173
20	1	4:06.890	1:11.038	1:51.339	1:04.513	102.1	1:11:55.063
21	1	4:06.262	1:05.730	2:06.450	54.082	102.4	1:16:01.325
22	1	3:30.787	56.269	1:39.332	55.186	119.6	1:19:32.112
23	1	3:33.388	58.423	1:40.989	53.976	118.2	1:23:05.500
24	1	3:32.905	57.104	1:40.557	55.244	118.4	1:26:38.405
25	1	3:34.679	59.351	1:40.297	55.031	117.5	1:30:13.084
26	1	3:30.258	56.548	1:38.919	54.791	119.9	1:33:43.342
27	1	3:29.338	56.915	1:38.579	53.844	120.4	1:37:12.680
28	1	3:31.413	57.617	1:39.110	54.686	119.3	1:40:44.093
29	1	3:32.084	58.398	1:38.788	54.898	118.9	1:44:16.177
30	1	3:30.587	57.777	1:38.813	53.997	119.7	1:47:46.764
31	1	3:30.327	57.353	1:39.611	53.363	119.9	1:51:17.091
32	1	3:30.665	57.515	1:39.377	53.773	119.7	1:54:47.756
33	1	3:30.060	57.436	1:38.766	53.858	120.0	1:58:17.816
34	1	3:28.495	57.001	1:38.243	53.251	120.9	2:01:46.311
35	1	3:28.679	57.504	1:37.717	53.458	120.8	2:05:14.990
36	1	3:31.784	58.147	1:37.964	55.673	119.1	2:08:46.774
37	1	3:33.700	57.665	1:37.668	58.367	118.0	2:12:20.474
38	1	3:29.354	58.105	1:37.967	53.282	120.4	2:15:49.828
39	1	3:27.196	56.972	1:37.397	52.827	121.7	2:19:17.024
40	1	3:35.003 **B**	56.923	1:38.521	59.559	117.3	2:22:52.027
41	1	5:06.587	2:31.793	1:39.184	55.610	82.2	2:27:58.614
42	1	3:33.872	58.598	1:39.763	55.511	117.9	2:31:32.486
43	1	3:31.848	59.992	1:38.014	53.842	119.0	2:35:04.334
44	1	3:34.680	58.721	1:40.844	55.115	117.4	2:38:39.014
45	1	3:30.425	58.517	1:37.754	54.154	119.8	2:42:09.439
46	1	3:29.352	58.169	1:36.587	54.596	120.4	2:45:38.791
47	1	3:27.033	56.974	1:34.312	55.747	121.8	2:49:05.824
48	1	3:21.247	57.488	1:31.502	52.257	125.3	2:52:27.071
49	1	3:19.967	57.075	1:30.958	51.934	126.1	2:55:47.038
50	1	3:25.891	56.133	1:35.245	54.513	122.5	2:59:12.929
51	1	3:20.072	58.754	1:30.172	51.146	126.0	3:02:33.001
52	1	3:15.905	56.130	1:28.993	50.782	128.7	3:05:48.906
53	1	3:25.227	55.873	1:35.297	54.057	122.9	3:09:14.133
54	1	3:15.008	56.094	1:29.347	49.567	129.3	3:12:29.141
55	1	3:13.955	54.284	1:29.188	50.483	130.0	3:15:43.096
56	1	3:12.097	53.900	1:27.277	50.920	131.3	3:18:55.193
57	1	3:46.842	1:02.411	1:39.899	1:04.532	111.2	3:22:42.035
58	1	4:35.139	1:09.865	2:00.047	1:25.227	91.6	3:27:17.174
59	1	:15:44.907	...	1:30.536	52.016	5.5	4:43:02.081
60	1	3:18.569	58.041	1:30.028	50.500	127.0	4:46:20.650
61	1	3:13.153	55.297	1:27.999	49.857	130.5	4:49:33.803
62	1	3:11.610	56.100	1:26.188	49.322	131.6	4:52:45.413
63	1	3:18.794 **B**	53.719	1:24.774	1:00.301	126.8	4:56:04.207

77 1.Pablo BRIONES 2.Klaus HORN 3.Kurt ECKE — PORSCHE 911 GTS11

Lap	D	Time	Sector 1	Sector 2	Sector 3	Kph	Elapsed
1	1	5:01.797	2:03.789	1:55.969	1:02.039	82.1	5:01.797
2	1	4:05.861	1:08.370	1:51.855	1:05.636	102.6	9:07.658
3	1	4:00.444	1:05.994	1:50.608	1:03.842	104.9	13:08.102
4	1	4:03.091	1:07.979	1:54.453	1:00.659	103.7	17:11.193
5	1	4:09.925	1:08.860	1:58.757	1:02.308	100.9	21:21.118
6	1	4:18.858	1:06.286	1:59.841	1:12.731	97.4	25:39.976
7	1	4:39.527 **B**	1:13.079	2:03.429	1:23.019	90.2	30:19.503
8	1	6:22.186	3:33.133	1:47.665	1:01.388	66.0	36:41.689
9	1	3:56.286	1:02.928	1:51.984	1:01.374	106.7	40:37.975
10	1	3:59.557	1:04.820	1:53.446	1:01.291	105.3	44:37.532
11	1	3:56.417	1:04.277	1:49.407	1:02.733	106.7	48:33.949
12	1	3:51.218	1:02.482	1:46.791	1:01.945	109.0	52:25.167
13	1	3:52.786	1:02.126	1:51.320	59.340	108.3	56:17.953
14	1	3:55.233	1:04.668	1:50.509	1:00.056	107.2	1:00:13.186
15	1	3:54.407	1:04.667	1:50.299	59.441	107.6	1:04:07.593
16	1	5:06.135	1:19.602	2:20.187	1:26.346	82.4	1:09:13.728
17	1	4:31.424	1:23.504	1:58.843	1:09.077	92.9	1:13:45.152
18	1	3:47.891	1:01.679	1:48.428	57.784	110.6	1:17:33.043
19	1	3:56.216	1:02.560	1:51.803	1:01.853	106.7	1:21:29.259
20	1	3:50.056	1:01.225	1:49.689	59.142	109.6	1:25:19.315
21	1	3:47.228	1:01.213	1:47.432	58.583	111.0	1:29:06.543
22	1	3:46.699	1:00.923	1:47.283	58.493	111.2	1:32:53.242
23	1	3:49.167	1:01.949	1:48.462	58.756	110.0	1:36:42.409
24	1	3:56.248	1:02.351	1:51.406	1:02.491	106.7	1:40:38.657
25	1	3:54.511	1:04.884	1:51.815	57.812	107.5	1:44:33.168
26	1	3:52.840	1:03.156	1:48.789	1:00.895	108.3	1:48:26.008
27	1	3:49.665	1:02.918	1:46.513	1:00.234	109.8	1:52:15.673
28	1	3:42.879	1:01.694	1:44.573	56.612	113.1	1:55:58.552
29	1	3:43.145	1:00.689	1:45.586	56.870	113.0	1:59:41.697
30	1	3:43.368	1:01.192	1:44.530	57.646	112.9	2:03:25.065
31	1	3:53.574 **B**	1:01.625	1:44.425	1:07.524	107.9	2:07:18.639
32	1	9:21.604 **B**	5:31.848	1:47.025	2:02.731	44.9	2:16:40.243
33	1	5:56.703	3:05.564	1:52.259	58.880	70.7	2:22:36.946
34	1	3:50.269	1:01.524	1:49.872	58.873	109.5	2:26:27.215
35	1	3:52.799	1:01.101	1:50.590	1:01.108	108.3	2:30:20.014
36	1	3:50.477	1:00.650	1:50.543	59.284	109.4	2:34:10.491
37	1	3:53.173	1:01.550	1:52.468	59.155	108.1	2:38:03.664
38	1	3:51.095	1:02.001	1:50.175	58.919	109.1	2:41:54.759
39	1	3:46.080	1:01.130	1:47.418	57.532	111.5	2:45:40.839
40	1	3:40.117	1:00.167	1:42.441	57.509	114.5	2:49:20.956
41	1	3:42.604	1:00.144	1:45.270	57.190	113.3	2:53:03.560
42	1	3:43.725	1:02.338	1:43.341	58.046	112.7	2:56:47.285
43	1	3:37.291	59.077	1:42.484	55.730	116.0	3:00:24.576
44	1	3:34.666	59.866	1:39.850	54.950	117.5	3:03:59.242
45	1	3:31.332	58.082	1:38.351	54.899	119.3	3:07:30.574
46	1	3:25.529	56.242	1:35.141	54.146	122.7	3:10:56.103
47	1	3:27.079	58.453	1:36.055	52.571	121.8	3:14:23.182
48	1	3:37.573	57.280	1:42.423	57.870	115.9	3:18:00.755
49	1	3:27.406	56.481	1:36.358	54.567	121.6	3:21:28.161
50	1	4:05.050	1:01.213	1:39.251	1:24.586	102.9	3:25:33.211
51	1	4:46.153	1:19.953	2:03.608	1:22.592	88.1	3:30:19.364
52	1	4:36.225	1:14.817	2:04.071	1:17.337	91.3	3:34:55.589
53	1	4:30.576	1:19.959	2:05.020	1:05.597	93.2	3:39:26.165
54	1	3:30.924	56.345	1:39.301	55.278	119.5	3:42:57.089
55	1	3:29.730	56.168	1:37.760	55.802	120.2	3:46:26.819
56	1	3:32.470	58.461	1:40.335	53.674	118.7	3:49:59.289
57	1	3:25.654	56.237	1:36.587	52.830	122.6	3:53:24.943
58	1	3:30.971	58.011	1:37.322	55.638	119.5	3:56:55.914
59	1	3:25.251	57.751	1:34.292	53.208	122.8	4:00:21.165
60	1	3:27.811	56.764	1:36.699	54.348	121.3	4:03:48.976
61	1	3:38.678	58.424	1:39.166	1:01.088	115.3	4:07:27.654
62	1	3:47.860 **B**	1:01.496	1:41.492	1:04.872	110.7	4:11:15.514
63	1	9:31.432	7:02.285	1:36.757	52.390	44.1	4:20:46.946
64	1	3:17.611	56.144	1:29.110	52.357	127.6	4:24:04.557
65	1	3:17.356	55.048	1:31.312	50.996	127.8	4:27:21.913

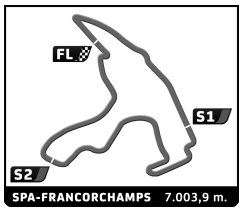

Spa Six Hours Endurance

SPA SIX HOURS

Race

Analysis

Personal Best | Session Best | **B** Crossing the finish line in pit lane

Lap	D	Time	Sector 1	Sector 2	Sector 3	Kph	Elapsed
66	1	3:16.805	54.380	1:31.461	50.964	128.1	4:30:38.718
67	1	3:16.953	54.394	1:31.604	50.955	128.0	4:33:55.671
68	1	3:15.445	54.077	1:30.421	50.947	129.0	4:37:11.116
69	1	3:19.598	55.114	1:31.779	52.705	126.3	4:40:30.714
70	1	3:16.595	53.613	1:31.862	51.120	128.3	4:43:47.309
71	1	3:11.732	54.218	1:27.859	49.655	131.5	4:46:59.041
72	1	3:14.957	56.499	1:28.128	50.330	129.3	4:50:13.998
73	1	3:12.909	53.899	1:29.081	49.929	130.7	4:53:26.907
74	1	3:14.093	54.082	1:29.615	50.396	129.9	4:56:41.000
75	1	3:15.419	55.047	1:29.712	50.660	129.0	4:59:56.419
76	1	4:07.968	56.030	1:49.276	1:22.662	101.7	5:04:04.387
77	1	4:37.630	1:19.644	2:02.127	1:15.859	90.8	5:08:42.017
78	1	4:21.702	1:14.679	2:00.541	1:06.482	96.3	5:13:03.719
79	1	3:17.017	56.542	1:29.181	51.294	128.0	5:16:20.736
80	1	3:12.844	53.820	1:28.350	50.674	130.7	5:19:33.580
81	1	3:16.026	54.967	1:30.670	50.389	128.6	5:22:49.606
82	1	3:17.423	53.499	1:31.192	52.732	127.7	5:26:07.029
83	1	3:15.995	54.574	1:31.254	50.167	128.6	5:29:23.024
84	1	3:16.171	55.241	1:30.405	50.525	128.5	5:32:39.195
85	1	3:15.166	54.707	1:30.576	49.883	129.2	5:35:54.361
86	1	3:25.865	53.683	1:31.031	1:01.151	122.5	5:39:20.226
87	1	3:46.093	55.660	1:40.421	1:10.012	111.5	5:43:06.319
88	1	3:18.311	56.470	1:29.327	52.514	127.1	5:46:24.630
89	1	3:13.393	53.784	1:29.284	50.325	130.4	5:49:38.023
90	1	3:13.423	54.322	1:28.547	50.554	130.4	5:52:51.446
91	1	3:18.138	53.663	1:28.380	56.095	127.3	5:56:09.584
92	1	3:16.238	53.870	1:29.879	52.489	128.5	5:59:25.822

78 1.Geraint OWEN 2.Charles KNILL-JONES — TRIUMPH TR4 GTS11

Lap	D	Time	Sector 1	Sector 2	Sector 3	Kph	Elapsed
1	1	4:42.151	1:52.583	1:49.106	1:00.462	87.8	4:42.151
2	1	3:48.537	1:03.912	1:44.899	59.726	110.3	8:30.688
3	1	3:45.938	1:04.406	1:43.556	57.976	111.6	12:16.626
4	1	3:46.687	1:03.912	1:44.295	58.480	111.2	16:03.313
5	1	3:46.655	1:03.707	1:44.060	58.888	111.2	19:49.968
6	1	3:47.051	1:03.793	1:44.925	58.333	111.1	23:37.019
7	1	3:44.420	1:03.142	1:43.588	57.690	112.4	27:21.439
8	1	3:44.661	1:03.151	1:43.597	57.913	112.2	31:06.100
9	1	3:46.770	1:03.439	1:44.330	59.001	111.2	34:52.870
10	1	3:45.122	1:03.195	1:43.708	58.219	112.0	38:37.992
11	1	3:47.858	1:04.226	1:44.172	59.460	110.7	42:25.850
12	1	3:52.034	1:06.759	1:46.811	58.464	108.7	46:17.884
13	1	3:47.119	1:04.371	1:45.139	57.609	111.0	50:05.003
14	1	3:46.222	1:03.290	1:44.498	58.434	111.5	53:51.225
15	1	3:48.049	1:03.576	1:44.469	1:00.004	110.6	57:39.274
16	1	3:47.581	1:03.788	1:44.877	58.916	110.8	1:01:26.855
17	1	3:59.380 **B**	1:03.319	1:45.938	1:10.123	105.3	1:05:26.235
18	1	5:25.569	2:21.673	1:49.626	1:14.270	77.4	1:10:51.804
19	1	4:46.086	1:41.533	2:02.149	1:02.404	88.1	1:15:37.890
20	1	3:54.000	1:04.848	1:49.375	59.777	107.8	1:19:31.890
21	1	3:47.580	1:03.552	1:45.381	58.647	110.8	1:23:19.470
22	1	3:50.109	1:03.856	1:47.424	58.829	109.6	1:27:09.579
23	1	3:47.134	1:02.759	1:45.147	59.228	111.0	1:30:56.713
24	1	3:48.971	1:03.682	1:47.813	57.476	110.1	1:34:45.684
25	1	3:48.400	1:02.724	1:44.734	1:00.942	110.4	1:38:34.084
26	1	3:43.727	1:02.449	1:43.559	57.719	112.7	1:42:17.811
27	1	3:45.420	1:03.368	1:45.029	57.023	111.9	1:46:03.231
28	1	3:42.737	1:02.288	1:43.670	56.779	113.2	1:49:45.968
29	1	3:42.779	1:02.640	1:42.945	57.194	113.2	1:53:28.747
30	1	3:40.275	1:01.560	1:41.597	57.118	114.5	1:57:09.022
31	1	3:47.193	1:02.020	1:43.403	1:01.770	111.0	2:00:56.215
32	1	3:43.749	1:03.928	1:42.915	56.906	112.7	2:04:39.964
33	1	3:47.957	1:02.939	1:44.880	1:00.138	110.6	2:08:27.921
34	1	3:45.370	1:02.526	1:43.445	59.399	111.9	2:12:13.291
35	1	3:40.210	1:02.082	1:42.250	55.878	114.5	2:15:53.501
36	1	3:46.115	1:05.598	1:44.887	55.630	111.5	2:19:39.616
37	1	3:41.560	1:03.600	1:41.236	56.724	113.8	2:23:21.176
38	1	3:38.790	1:02.248	1:40.084	56.458	115.2	2:26:59.966
39	1	3:36.505	1:01.044	1:40.011	55.450	116.5	2:30:36.471
40	1	3:37.668	1:01.664	1:39.643	56.361	115.8	2:34:14.139
41	1	3:36.741	1:00.858	1:41.004	54.879	116.3	2:37:50.880
42	1	3:35.437	1:02.603	1:39.334	53.500	117.0	2:41:26.317
43	1	3:34.032	1:01.312	1:39.010	53.710	117.8	2:45:00.349
44	1	3:29.627	1:00.831	1:35.909	52.887	120.3	2:48:29.976
45	1	3:24.935	1:00.319	1:33.162	51.454	123.0	2:51:54.911
46	1	3:26.853	1:00.270	1:33.235	53.348	121.9	2:55:21.764
47	1	3:24.938	59.480	1:33.842	51.616	123.0	2:58:46.702
48	1	3:23.013	58.766	1:32.327	51.920	124.2	3:02:09.715
49	1	3:23.649	59.614	1:30.876	53.159	123.8	3:05:33.364
50	1	3:21.633	59.200	1:29.896	52.537	125.0	3:08:54.997
51	1	3:21.948	58.876	1:28.810	54.262	124.9	3:12:16.945
52	1	3:35.937 **B**	1:01.253	1:33.674	1:01.010	116.8	3:15:52.882
53	1	11:41.061	8:26.391	1:46.664	1:28.006	36.0	3:27:33.943
54	1	4:43.720	1:15.668	1:57.983	1:30.069	88.9	3:32:17.663
55	1	4:36.854	1:24.034	1:55.518	1:17.302	91.1	3:36:54.517
56	1	3:55.505	1:08.550	1:49.053	57.902	107.1	3:40:50.022
57	1	3:33.206	59.863	1:36.977	56.366	118.3	3:44:23.228
58	1	3:24.562	1:00.302	1:30.784	53.476	123.3	3:47:47.790
59	1	3:26.323	59.830	1:32.866	53.627	122.2	3:51:14.113
60	1	3:23.802	59.526	1:29.807	54.469	123.7	3:54:37.915
61	1	3:22.810	59.543	1:29.749	53.518	124.3	3:58:00.725
62	1	3:24.102	1:00.130	1:31.481	52.491	123.5	4:01:24.827
63	1	3:23.894	59.426	1:30.276	54.192	123.7	4:04:48.721
64	1	3:24.890	1:00.826	1:30.876	53.188	123.1	4:08:13.611
65	1	3:26.551	1:00.307	1:32.381	53.863	122.1	4:11:40.162
66	1	3:22.227	59.746	1:30.820	51.661	124.7	4:15:02.389
67	1	3:21.149	58.214	1:29.983	52.952	125.4	4:18:23.538
68	1	3:20.939	58.429	1:29.684	52.826	125.5	4:21:44.477
69	1	3:26.846	59.858	1:33.576	53.412	121.9	4:25:11.323
70	1	3:23.761	58.628	1:30.237	54.896	123.7	4:28:35.084
71	1	3:21.884	58.906	1:28.934	54.044	124.9	4:31:56.968
72	1	3:19.414	58.869	1:28.516	52.029	126.4	4:35:16.382
73	1	3:26.030	58.404	1:33.664	53.962	122.4	4:38:42.412
74	1	3:36.701 **B**	1:00.425	1:33.752	1:02.524	116.4	4:42:19.113
75	1	5:35.611	3:04.629	1:34.982	56.000	75.1	4:47:54.724
76	1	3:23.300	1:00.278	1:29.732	53.290	124.0	4:51:18.024
77	1	3:19.470	59.483	1:28.172	51.815	126.4	4:54:37.494
78	1	3:23.476	59.058	1:30.482	53.936	123.9	4:58:00.970
79	1	3:54.563	58.295	1:52.685	1:03.583	107.5	5:01:55.533
80	1	3:46.970	1:07.112	1:33.779	1:06.079	111.1	5:05:42.503
81	1	4:47.616	1:13.502	1:55.546	1:38.568	87.7	5:10:30.119
82	1	3:50.883	1:17.941	1:40.027	52.915	109.2	5:14:21.002
83	1	3:20.501	57.941	1:30.064	52.496	125.8	5:17:41.503
84	1	3:17.081	58.166	1:26.987	51.928	127.9	5:20:58.584
85	1	3:18.289	58.185	1:27.274	52.830	127.2	5:24:16.873
86	1	3:17.838	57.696	1:28.492	51.650	127.4	5:27:34.711

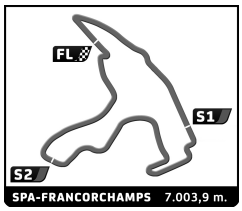

Spa Six Hours Endurance
SPA SIX HOURS
Race
Analysis

Personal Best | Session Best | **B** Crossing the finish line in pit lane

Lap	D	Time	Sector 1	Sector 2	Sector 3	Kph	Elapsed
87	1	3:17.577	58.171	1:28.189	51.217	127.6	5:30:52.288
88	1	3:15.086	58.306	1:26.262	50.518	129.2	5:34:07.374
89	1	3:15.708	57.110	1:27.906	50.692	128.8	5:37:23.082
90	1	3:40.202	59.458	1:37.585	1:03.159	114.5	5:41:03.284
91	1	3:32.639	1:06.515	1:35.634	50.490	118.6	5:44:35.923
92	1	3:14.951	56.633	1:27.287	51.031	129.3	5:47:50.874
93	1	3:17.467	57.413	1:28.372	51.682	127.7	5:51:08.341
94	1	3:18.319	57.144	1:27.399	53.776	127.1	5:54:26.660
95	1	3:16.950	56.632	1:27.128	53.190	128.0	5:57:43.610
96	1	3:18.000	57.768	1:28.377	51.855	127.3	6:01:01.610

79 1.Christiaen VAN LANSCHC3.Nigel GREENSALL 2.Chris MILNER — FORD Mustang CT10

Lap	D	Time	Sector 1	Sector 2	Sector 3	Kph	Elapsed
1	1	4:12.582	1:24.169	1:47.590	1:00.823	98.1	4:12.582
2	1	3:44.043	1:01.597	1:43.641	58.805	112.5	7:56.625
3	1	3:41.709	1:00.042	1:44.563	57.104	113.7	11:38.334
4	1	3:39.779	59.089	1:43.130	57.560	114.7	15:18.113
5	1	3:41.362	1:00.279	1:43.698	57.385	113.9	18:59.475
6	1	3:41.673	59.426	1:45.095	57.152	113.7	22:41.148
7	1	3:41.412	59.034	1:45.096	57.282	113.9	26:22.560
8	1	3:44.468	1:01.735	1:45.540	57.193	112.3	30:07.028
9	1	3:41.734	59.846	1:43.224	58.664	113.7	33:48.762
10	1	3:43.458	1:02.404	1:43.687	57.367	112.8	37:32.220
11	1	3:41.311	58.559	1:44.551	58.201	113.9	41:13.531
12	1	3:47.194	1:01.723	1:46.239	59.232	111.0	45:00.725
13	1	3:44.286	1:01.173	1:46.542	56.571	112.4	48:45.011
14	1	3:41.727	1:00.878	1:43.284	57.565	113.7	52:26.738
15	1	3:41.725	1:00.480	1:44.059	57.186	113.7	56:08.463
16	1	3:43.822	1:03.065	1:43.943	56.814	112.7	59:52.285
17	1	4:00.597 B	1:06.773	1:45.447	1:08.377	104.8	1:03:52.882
18	1	12:57.786	...	1:44.272	57.798	32.4	1:16:50.668
19	1	3:50.697	1:00.236	1:45.731	1:04.730	109.3	1:20:41.365
20	1	4:02.807 B	1:05.948	1:44.691	1:12.168	103.8	1:24:44.172

80 1.Wolfgang FRIEDRICHS 3.Michael MALLOCK 2.Simon HADFIELD — ASTON MARTIN DB4 GT DP214 GTS12

Lap	D	Time	Sector 1	Sector 2	Sector 3	Kph	Elapsed
1	1	3:38.022	1:01.558	1:40.122	56.342	113.6	3:38.022
2	1	3:21.849	54.915	1:35.878	51.056	124.9	6:59.871
3	1	3:18.641	53.692	1:34.077	50.872	126.9	10:18.512
4	1	3:20.736	54.684	1:34.966	51.086	125.6	13:39.248
5	1	3:21.348	54.380	1:35.752	51.216	125.2	17:00.596
6	1	3:21.479	53.984	1:35.549	51.946	125.1	20:22.075
7	1	3:25.370	54.576	1:38.529	52.265	122.8	23:47.445
8	1	3:24.205	56.004	1:36.555	51.646	123.5	27:11.650
9	1	3:32.555	1:00.881	1:38.776	52.898	118.6	30:44.205
10	1	3:26.941	55.495	1:36.932	54.514	121.8	34:11.146
11	1	3:24.982	54.612	1:37.894	52.476	123.0	37:36.128
12	1	3:28.202	55.479	1:38.191	54.532	121.1	41:04.330
13	1	3:30.714	57.553	1:37.894	55.267	119.7	44:35.044
14	1	3:27.614	56.998	1:37.058	53.558	121.4	48:02.658
15	1	3:28.972	56.936	1:38.999	53.037	120.7	51:31.630
16	1	3:25.085	54.774	1:38.167	52.144	122.9	54:56.715
17	1	3:28.159	54.984	1:40.011	53.164	121.1	58:24.874
18	1	3:23.083	54.510	1:36.794	51.779	124.2	1:01:47.957
19	1	3:40.735	55.065	1:40.289	1:05.381	114.2	1:05:28.692
20	1	4:33.286	1:15.681	1:51.911	1:25.694	92.3	1:10:01.978
21	1	4:19.616	1:12.772	1:57.285	1:09.559	97.1	1:14:21.594
22	1	3:28.428	57.426	1:38.187	52.815	121.0	1:17:50.022
23	1	3:28.173	54.327	1:39.462	54.384	121.1	1:21:18.195
24	1	3:25.232	54.711	1:37.863	52.658	122.9	1:24:43.427
25	1	3:28.806	55.908	1:41.153	51.745	120.8	1:28:12.233
26	1	3:24.709	54.447	1:37.992	52.270	123.2	1:31:36.942
27	1	3:25.844	54.765	1:38.097	52.982	122.5	1:35:02.786
28	1	3:23.174	54.808	1:36.478	51.888	124.1	1:38:25.960
29	1	3:23.364	54.161	1:36.193	53.010	124.0	1:41:49.324
30	1	3:24.963	55.290	1:38.207	51.466	123.0	1:45:14.287
31	1	3:25.028	55.501	1:36.652	52.875	123.0	1:48:39.315
32	1	3:29.793	57.016	1:39.777	53.000	120.2	1:52:09.108
33	1	3:26.264	54.936	1:37.279	54.049	122.2	1:55:35.372
34	1	3:25.296	55.717	1:36.759	52.820	122.8	1:59:00.668
35	1	3:25.111	54.817	1:37.346	52.948	122.9	2:02:25.779
36	1	3:26.295	54.610	1:38.031	53.654	122.2	2:05:52.074
37	1	3:24.616	54.649	1:35.535	54.432	123.2	2:09:16.690
38	1	3:23.183	54.411	1:37.081	51.691	124.1	2:12:39.873
39	1	3:24.357	55.649	1:37.199	51.509	123.4	2:16:04.230
40	1	3:32.102 B	54.615	1:35.200	1:02.287	118.9	2:19:36.332
41	1	5:06.340	2:26.492	1:42.081	57.767	82.3	2:24:42.672
42	1	3:40.826	59.837	1:44.078	56.911	114.2	2:28:23.498
43	1	3:38.155	59.234	1:43.837	55.084	115.6	2:32:01.653
44	1	3:38.096	59.392	1:42.735	55.969	115.6	2:35:39.749
45	1	3:37.898	59.906	1:44.464	53.528	115.7	2:39:17.647
46	1	3:31.347	57.982	1:41.116	52.249	119.3	2:42:48.994
47	1	3:27.108	57.653	1:38.003	51.452	121.7	2:46:16.102
48	1	3:27.319	57.476	1:38.631	51.212	121.6	2:49:43.421
49	1	3:26.221	55.911	1:37.717	52.593	122.3	2:53:09.642
50	1	3:27.399	57.326	1:39.084	50.989	121.6	2:56:37.041
51	1	3:26.220	56.775	1:37.308	52.137	122.3	3:00:03.261
52	1	3:22.846	56.213	1:36.364	50.269	124.3	3:03:26.107
53	1	3:20.555	54.949	1:35.447	50.159	125.7	3:06:46.662
54	1	3:22.388	56.011	1:32.936	53.441	124.6	3:10:09.050
55	1	3:16.963	55.951	1:31.822	49.190	128.0	3:13:26.013
56	1	3:14.901	54.575	1:30.593	49.733	129.4	3:16:40.914
57	1	3:16.265	54.371	1:30.957	50.937	128.5	3:19:57.179
58	1	3:35.244	56.780	1:37.717	1:00.747	117.1	3:23:32.423
59	1	4:23.189	1:01.577	1:45.532	1:36.080	95.8	3:27:55.612
60	1	4:50.837 B	1:06.561	1:56.445	1:47.831	86.7	3:32:46.449
61	1	10:54.877	8:40.892	1:25.765	48.220	38.5	3:43:41.326
62	1	3:02.601	51.703	1:24.647	46.251	138.1	3:46:43.927
63	1	3:01.741	51.242	1:23.987	46.512	138.7	3:49:45.668
64	1	3:02.742	52.507	1:22.776	47.459	138.0	3:52:48.410
65	1	3:02.103	52.422	1:23.200	46.481	138.5	3:55:50.513
66	1	3:03.449	51.437	1:25.607	46.405	137.4	3:58:53.962
67	1	3:04.272	51.774	1:24.791	47.707	136.8	4:01:58.234
68	1	3:02.151	50.980	1:24.541	46.630	138.4	4:05:00.385
69	1	3:01.980	50.928	1:23.521	47.531	138.6	4:08:02.365
70	1	3:05.399	51.069	1:22.391	51.939	136.0	4:11:07.764
71	1	3:23.941	50.508	1:45.970	47.463	123.6	4:14:31.705
72	1	3:05.745	51.364	1:25.622	48.759	135.7	4:17:37.450
73	1	3:02.015	51.450	1:24.177	46.388	138.5	4:20:39.465
74	1	3:04.687	52.591	1:23.383	48.713	136.5	4:23:44.152
75	1	3:03.381	50.112	1:22.995	50.274	137.5	4:26:47.533
76	1	3:01.289	50.418	1:24.969	45.902	139.1	4:29:48.822
77	1	2:58.674	49.969	1:23.361	45.344	141.1	4:32:47.496
78	1	3:04.542	51.379	1:24.686	48.477	136.6	4:35:52.038
79	1	3:00.306	50.580	1:23.970	45.756	139.8	4:38:52.344

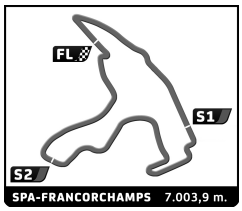

Spa Six Hours Endurance
SPA SIX HOURS
Race
Analysis

Personal Best | Session Best | **B** Crossing the finish line in pit lane

Lap	D	Time	Sector 1	Sector 2	Sector 3	Kph	Elapsed
80	1	3:10.540	49.845	1:26.289	54.406	132.3	4:42:02.884
81	1	3:02.715	49.839	1:24.247	48.629	138.0	4:45:05.599
82	1	3:04.383	49.849	1:24.204	50.330	136.7	4:48:09.982
83	1	3:02.902	51.639	1:23.542	47.721	137.9	4:51:12.884
84	1	3:00.574	49.971	1:23.589	47.014	139.6	4:54:13.458
85	1	3:03.923	50.003	1:24.083	49.837	137.1	4:57:17.381
86	1	3:34.776	51.106	1:35.069	1:08.601	117.4	5:00:52.157
87	1	4:19.906	1:12.883	1:52.344	1:14.679	97.0	5:05:12.063
88	1	4:41.708	1:18.903	2:00.792	1:22.013	89.5	5:09:53.771
89	1	4:00.388	1:26.368	1:47.995	46.025	104.9	5:13:54.159
90	1	2:58.351	49.097	1:21.534	47.720	141.4	5:16:52.510
91	1	2:59.173	49.558	1:22.849	46.766	140.7	5:19:51.683
92	1	3:02.452	51.024	1:24.347	47.081	138.2	5:22:54.135
93	1	3:00.123	48.760	1:25.261	46.102	140.0	5:25:54.258
94	1	3:03.684	50.235	1:24.649	48.800	137.3	5:28:57.942
95	1	3:00.296	51.291	1:22.606	46.399	139.8	5:31:58.238
96	1	2:59.153	49.198	1:22.887	47.068	140.7	5:34:57.391
97	1	2:58.812	49.641	1:23.014	46.157	141.0	5:37:56.203
98	1	3:25.651	57.680	1:29.590	58.381	122.6	5:41:21.854
99	1	3:21.471	1:03.893	1:30.302	47.276	125.2	5:44:43.325
100	1	2:58.148	49.142	1:22.844	46.162	141.5	5:47:41.473
101	1	2:57.077	49.487	1:21.976	45.614	142.4	5:50:38.550
102	1	3:05.374	50.721	1:23.110	51.543	136.0	5:53:43.924
103	1	2:58.040	48.970	1:21.444	47.626	141.6	5:56:41.964
104	1	3:03.667	49.695	1:24.507	49.465	137.3	5:59:45.631

81 1.Georg NOLTE 2.Diogo FERRAO 3.Michael GANS — FORD GT40 GTP+

Lap	D	Time	Sector 1	Sector 2	Sector 3	Kph	Elapsed
1	1	5:40.471	2:47.154	1:51.174	1:02.143	72.8	5:40.471
2	1	3:51.093	1:03.398	1:47.028	1:00.667	109.1	9:31.564
3	1	3:56.518	1:03.114	1:50.738	1:02.666	106.6	13:28.082
4	1	3:58.172	1:05.122	1:50.390	1:02.660	105.9	17:26.254
5	1	4:09.373 B	1:05.521	1:52.009	1:11.843	101.1	21:35.627
6	1	5:59.036	3:24.336	1:40.092	54.608	70.2	27:34.663
7	1	4:07.937 B	55.994	1:58.789	1:13.154	101.7	31:42.600

83 1.John ALLEN 2.Geoffrey TURRAL 3.Chris SNOWDON — MG B GTS11

Lap	D	Time	Sector 1	Sector 2	Sector 3	Kph	Elapsed
1	1	4:57.087	2:05.812	1:50.454	1:00.821	83.4	4:57.087
2	1	3:52.839	1:06.246	1:46.194	1:00.399	108.3	8:49.926
3	1	3:51.260	1:05.159	1:45.609	1:00.492	109.0	12:41.186
4	1	3:50.318	1:05.316	1:46.483	58.519	109.5	16:31.504
5	1	3:50.651	1:05.943	1:45.586	59.122	109.3	20:22.155
6	1	3:49.743	1:04.340	1:44.231	1:01.172	109.7	24:11.898
7	1	3:56.666	1:07.984	1:48.457	1:00.225	106.5	28:08.564
8	1	3:53.341	1:05.386	1:47.717	1:00.238	108.1	32:01.905
9	1	3:49.210	1:04.998	1:44.524	59.688	110.0	35:51.115
10	1	3:53.457	1:05.786	1:46.976	1:00.695	108.0	39:44.572
11	1	3:57.106	1:06.740	1:48.390	1:01.976	106.3	43:41.678
12	1	3:57.236	1:07.255	1:49.822	1:00.159	106.3	47:38.914
13	1	3:53.162	1:07.363	1:46.526	59.273	108.1	51:32.076
14	1	3:52.294	1:06.514	1:45.618	1:00.162	108.5	55:24.370
15	1	3:53.003	1:05.650	1:48.191	59.162	108.2	59:17.373
16	1	3:52.954	1:05.444	1:45.816	1:01.694	108.2	1:03:10.327
17	1	4:17.603 B	1:09.341	1:53.482	1:14.780	97.9	1:07:27.930
18	1	6:59.476	4:08.249	1:50.444	1:00.783	60.1	1:14:27.406
19	1	3:53.374	1:05.615	1:47.008	1:00.751	108.0	1:18:20.780
20	1	4:05.565	1:08.284	1:54.308	1:02.973	102.7	1:22:26.345
21	1	3:55.038	1:05.759	1:47.768	1:01.511	107.3	1:26:21.383
22	1	3:52.915	1:06.182	1:46.961	59.772	108.3	1:30:14.298
23	1	3:49.552	1:04.489	1:46.267	58.796	109.8	1:34:03.850
24	1	3:49.381	1:05.068	1:45.530	58.783	109.9	1:37:53.231
25	1	3:49.627	1:04.306	1:44.826	1:00.495	109.8	1:41:42.858
26	1	3:47.459	1:05.119	1:44.708	57.632	110.9	1:45:30.317
27	1	3:47.178	1:03.952	1:44.983	58.243	111.0	1:49:17.495
28	1	3:44.540	1:03.886	1:43.959	56.695	112.3	1:53:02.035
29	1	3:42.678	1:03.190	1:42.371	57.117	113.2	1:56:44.713
30	1	3:46.867	1:03.334	1:45.559	57.974	111.1	2:00:31.580
31	1	3:41.609	1:03.072	1:41.714	56.823	113.8	2:04:13.189
32	1	3:44.369	1:03.653	1:41.875	58.841	112.4	2:07:57.558
33	1	3:43.671	1:03.110	1:43.543	57.018	112.7	2:11:41.229
34	1	3:41.735	1:03.024	1:41.469	57.242	113.7	2:15:22.964
35	1	3:40.314	1:03.144	1:41.612	55.558	114.4	2:19:03.278
36	1	3:39.283	1:02.022	1:40.222	57.039	115.0	2:22:42.561
37	1	3:40.669	1:03.149	1:41.031	56.489	114.3	2:26:23.230
38	1	3:37.021	1:02.100	1:39.434	55.487	116.2	2:30:00.251
39	1	3:38.926	1:03.046	1:40.734	55.146	115.2	2:33:39.177
40	1	3:35.520	1:02.021	1:38.936	54.563	117.0	2:37:14.697
41	1	3:37.474	1:02.658	1:40.232	54.584	115.9	2:40:52.171
42	1	3:33.573	1:01.652	1:37.846	54.075	118.1	2:44:25.744
43	1	3:36.049	1:01.865	1:37.872	56.312	116.7	2:48:01.793
44	1	3:33.794	1:02.688	1:36.804	54.302	117.9	2:51:35.587
45	1	3:34.733	1:04.080	1:37.216	53.437	117.4	2:55:10.320

84 1.Maxime GUENAT 2.Dominique GUENAT 3.Guillaume/Yvan MAHE/M/ — FORD GT40 GTP+

Lap	D	Time	Sector 1	Sector 2	Sector 3	Kph	Elapsed
1	1	3:43.352	1:04.042	1:40.961	58.349	110.9	3:43.352
2	1	3:31.386	57.614	1:39.897	53.875	119.3	7:14.738
3	1	3:22.658	53.854	1:36.614	52.190	124.4	10:37.396
4	1	3:23.233	54.784	1:36.371	52.078	124.1	14:00.629
5	1	3:23.711	54.337	1:35.941	53.433	123.8	17:24.340
6	1	3:23.437	54.126	1:36.540	52.771	123.9	20:47.777
7	1	3:26.278	53.792	1:37.554	54.932	122.2	24:14.055
8	1	3:27.526	56.762	1:38.197	52.567	121.5	27:41.581
9	1	3:25.340	55.371	1:36.679	53.290	122.8	31:06.921
10	1	3:26.720	55.043	1:37.547	54.130	122.0	34:33.641
11	1	3:29.250	56.495	1:37.974	54.781	120.5	38:02.891
12	1	3:30.546	55.981	1:38.937	55.628	119.8	41:33.437
13	1	3:32.196	57.354	1:40.124	54.718	118.8	45:05.633
14	1	3:31.739	57.182	1:39.666	54.891	119.1	48:37.372
15	1	3:29.914	57.234	1:39.280	53.400	120.1	52:07.286
16	1	3:29.041	56.277	1:38.442	54.322	120.6	55:36.327
17	1	3:26.336	56.318	1:37.517	52.501	122.2	59:02.663
18	1	3:25.861	55.852	1:37.510	52.499	122.5	1:02:28.524
19	1	3:41.455	54.479	1:40.771	1:06.205	113.9	1:06:09.979
20	1	4:32.899	1:20.704	1:55.230	1:16.965	92.4	1:10:42.878
21	1	4:40.601	1:42.900	2:02.646	55.055	89.9	1:15:23.479
22	1	3:25.028	54.875	1:36.894	53.259	123.0	1:18:48.507
23	1	3:24.903	54.484	1:38.086	52.333	123.1	1:22:13.410
24	1	3:25.298	54.437	1:38.237	52.624	122.8	1:25:38.708
25	1	3:28.057	56.148	1:38.873	53.036	121.2	1:29:06.765
26	1	3:25.223	54.135	1:37.156	53.932	122.9	1:32:31.988
27	1	3:27.652	56.609	1:38.341	52.702	121.4	1:35:59.640
28	1	3:23.517	54.702	1:37.139	51.676	123.9	1:39:23.157
29	1	3:24.628	54.754	1:37.730	52.144	123.2	1:42:47.785

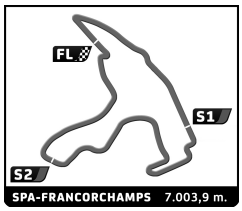

Spa Six Hours Endurance

SPA SIX HOURS

Race

Analysis

Personal Best | Session Best | B Crossing the finish line in pit lane

Lap	D	Time	Sector 1	Sector 2	Sector 3	Kph	Elapsed
30	1	3:24.265	54.821	1:36.445	52.999	123.4	1:46:12.050
31	1	3:30.145 B	55.083	1:36.025	59.037	120.0	1:49:42.195
32	1	10:31.271	7:57.291	1:39.417	54.563	39.9	2:00:13.466
33	1	3:29.473	56.625	1:39.310	53.538	120.4	2:03:42.939
34	1	3:29.878	56.615	1:38.325	54.938	120.1	2:07:12.817
35	1	3:28.482	55.763	1:39.095	53.624	120.9	2:10:41.299
36	1	3:28.789	55.561	1:37.695	55.533	120.8	2:14:10.088
37	1	3:26.820	56.740	1:36.308	53.772	121.9	2:17:36.908
38	1	3:22.465	53.543	1:36.538	52.384	124.5	2:20:59.373
39	1	3:20.177	53.152	1:35.610	51.415	126.0	2:24:19.550
40	1	3:22.173	54.320	1:37.330	50.523	124.7	2:27:41.723
41	1	3:18.494	54.382	1:34.457	49.655	127.0	2:31:00.217
42	1	3:20.574	53.279	1:34.306	52.989	125.7	2:34:20.791
43	1	4:50.630 B	1:27.376	2:01.692	1:21.562	86.8	2:39:11.421
44	1	:16:09.956	...	1:35.387	51.732	3.1	4:55:21.377
45	1	3:08.349	51.995	1:29.443	46.911	133.9	4:58:29.726
46	1	3:33.250	54.401	1:33.584	1:05.265	118.2	5:02:02.976
47	1	3:43.071	1:04.026	1:33.106	1:05.939	113.0	5:05:46.047
48	1	4:49.217	1:16.645	1:52.108	1:40.464	87.2	5:10:35.264
49	1	3:43.887	1:16.804	1:37.828	49.255	112.6	5:14:19.151
50	1	3:07.873	52.253	1:25.853	49.767	134.2	5:17:27.024
51	1	2:58.133	48.781	1:23.503	45.849	141.5	5:20:25.157
52	1	2:55.518	48.894	1:21.179	45.445	143.7	5:23:20.675
53	1	2:53.220	47.122	1:21.671	44.427	145.6	5:26:13.895
54	1	3:16.342 B	50.977	1:25.983	59.382	128.4	5:29:30.237
55	1	5:03.300	2:50.989	1:22.619	49.692	83.1	5:34:33.537

85 1.David TOMLIN 2.Andrew LAWLEY 3.Richard MEADEN — LOTUS Elan 26R GTS10

Lap	D	Time	Sector 1	Sector 2	Sector 3	Kph	Elapsed
1	1	3:58.867	1:16.245	1:44.439	58.183	103.7	3:58.867
2	1	3:42.008	1:02.818	1:42.832	56.358	113.6	7:40.875
3	1	3:34.184	59.103	1:39.325	55.756	117.7	11:15.059
4	1	3:34.760	59.951	1:40.660	54.149	117.4	14:49.819
5	1	3:31.348	58.407	1:38.461	54.480	119.3	18:21.167
6	1	3:30.272	57.891	1:38.835	53.546	119.9	21:51.439
7	1	3:31.940	57.882	1:38.744	55.314	119.0	25:23.379
8	1	3:40.979	58.976	1:47.452	54.551	114.1	29:04.358
9	1	3:38.312	59.828	1:40.500	57.984	115.5	32:42.670
10	1	3:34.637	58.513	1:39.995	56.129	117.5	36:17.307
11	1	3:35.286	58.738	1:40.658	55.890	117.1	39:52.593
12	1	3:59.122	1:00.579	1:40.975	1:17.568	105.4	43:51.715
13	1	3:41.544	1:01.335	1:43.574	56.635	113.8	47:33.259
14	1	3:38.552	59.992	1:42.602	55.958	115.4	51:11.811
15	1	3:37.709	58.644	1:42.574	56.491	115.8	54:49.520
16	1	3:35.480	58.436	1:40.506	56.538	117.0	58:25.000
17	1	3:32.624	58.083	1:39.394	55.147	118.6	1:01:57.624
18	1	3:54.459	58.140	1:44.885	1:11.434	107.5	1:05:52.083
19	1	4:38.686	1:23.665	1:57.378	1:17.643	90.5	1:10:30.769
20	1	4:45.128	1:41.513	2:07.070	56.545	88.4	1:15:15.897
21	1	3:34.744	58.849	1:39.322	56.573	117.4	1:18:50.641
22	1	3:33.004	58.020	1:39.916	55.068	118.4	1:22:23.645
23	1	3:34.591	58.126	1:41.866	54.599	117.5	1:25:58.236
24	1	3:31.019	57.782	1:39.211	54.026	119.5	1:29:29.255
25	1	3:32.568	58.791	1:39.869	53.908	118.6	1:33:01.823
26	1	3:32.242	58.676	1:39.149	54.417	118.8	1:36:34.065
27	1	3:34.531	1:00.871	1:38.810	54.850	117.5	1:40:08.596
28	1	3:31.972	58.423	1:39.490	54.059	119.0	1:43:40.568
29	1	3:33.475	58.825	1:40.594	54.056	118.1	1:47:14.043
30	1	3:32.968	57.656	1:41.194	54.118	118.4	1:50:47.011
31	1	3:31.054	58.705	1:39.375	52.974	119.5	1:54:18.065
32	1	3:42.390	1:00.012	1:49.227	53.151	113.4	1:58:00.455
33	1	3:29.951	59.303	1:37.359	53.289	120.1	2:01:30.406
34	1	3:32.172	59.217	1:38.185	54.770	118.8	2:05:02.578
35	1	3:33.470	57.259	1:38.291	57.920	118.1	2:08:36.048
36	1	:15:28.532 B	57.892	1:40.323	...	3.1	4:24:04.580
37	1	3:14.362	56.792	1:26.983	50.587	129.7	4:27:18.942
38	1	3:09.384	54.093	1:26.291	49.000	133.1	4:30:28.326
39	1	3:12.658	56.079	1:25.717	50.862	130.9	4:33:40.984
40	1	3:08.259	53.513	1:26.018	48.728	133.9	4:36:49.243
41	1	3:12.222	53.813	1:25.316	53.093	131.2	4:40:01.465
42	1	3:08.775	54.466	1:26.274	48.035	133.6	4:43:10.240
43	1	3:05.875	52.683	1:25.128	48.064	135.7	4:46:16.115
44	1	3:07.079	52.923	1:26.031	48.125	134.8	4:49:23.194
45	1	3:06.395	53.244	1:25.468	47.683	135.3	4:52:29.589
46	1	3:03.855	52.207	1:24.415	47.233	137.1	4:55:33.444
47	1	3:08.951	52.757	1:25.741	50.453	133.4	4:58:42.395
48	1	3:48.843	1:01.342	1:45.168	1:02.333	110.2	5:02:31.238
49	1	4:05.477	1:13.068	1:45.863	1:06.546	102.7	5:06:36.715
50	1	4:02.157	1:01.119	1:32.591	1:28.447	104.1	5:10:38.872
51	1	3:49.633	1:17.808	1:41.697	50.128	109.8	5:14:28.505
52	1	3:06.603	52.198	1:24.977	49.428	135.1	5:17:35.108
53	1	3:32.909	52.811	1:25.308	1:14.790	118.4	5:21:08.017
54	1	3:09.940	56.043	1:24.314	49.583	132.7	5:24:17.957
55	1	3:07.694	53.726	1:24.929	49.039	134.3	5:27:25.651
56	1	3:09.260	56.318	1:26.036	46.906	133.2	5:30:34.911
57	1	3:04.917	52.876	1:24.516	47.525	136.4	5:33:39.828
58	1	3:04.398	52.110	1:23.994	48.294	136.7	5:36:44.226
59	1	3:30.372	53.060	1:32.975	1:04.337	119.9	5:40:14.598
60	1	3:53.394	1:16.015	1:47.250	50.129	108.0	5:44:07.992
61	1	3:06.704	52.431	1:25.428	48.845	135.0	5:47:14.696
62	1	3:08.190	53.380	1:23.597	51.213	134.0	5:50:22.886
63	1	3:08.220	54.125	1:24.849	49.246	134.0	5:53:31.106
64	1	3:08.989	53.467	1:25.776	49.746	133.4	5:56:40.095
65	1	3:12.247	53.467	1:29.720	49.060	131.2	5:59:52.342

86 1.Jeremy COOKE 2.Kevin BIRD 3.Martin THOMAS — FORD Shelby Mustang 350 GT GTS12

Lap	D	Time	Sector 1	Sector 2	Sector 3	Kph	Elapsed
1	1	5:15.630	2:26.725	1:48.054	1:00.851	78.5	5:15.630
2	1	3:49.529	1:04.617	1:44.370	1:00.542	109.9	9:05.159
3	1	3:44.975	1:03.858	1:43.162	57.955	112.1	12:50.134
4	1	3:42.723	59.781	1:43.588	59.354	113.2	16:32.857
5	1	3:41.880	1:02.322	1:41.959	57.599	113.6	20:14.737
6	1	3:49.084 B	1:00.352	1:43.971	1:04.761	110.1	24:03.821
7	1	8:40.254	5:56.144	1:42.679	1:01.431	48.5	32:44.075
8	1	3:48.242	1:01.751	1:47.531	58.960	110.5	36:32.317
9	1	3:54.425	1:02.575	1:48.441	1:03.409	107.6	40:26.742
10	1	3:56.450	1:05.933	1:48.641	1:01.876	106.6	44:23.192
11	1	3:48.063	1:02.801	1:45.975	59.287	110.6	48:11.255
12	1	3:47.682	1:02.022	1:45.437	1:00.223	110.7	51:58.937
13	1	3:46.620	1:01.801	1:45.844	58.975	111.3	55:45.557
14	1	3:52.038	1:02.311	1:49.750	59.977	108.7	59:37.595
15	1	3:46.223	1:00.640	1:44.915	1:00.668	111.5	1:03:23.818
16	1	4:10.089	1:07.047	1:52.100	1:10.942	100.8	1:07:33.907
17	1	4:08.321 B	1:10.944	1:49.053	1:08.324	101.5	1:11:42.228

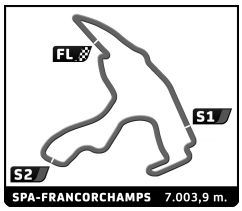

Spa Six Hours Endurance

SPA SIX HOURS

Race

Analysis

Personal Best | Session Best | **B** Crossing the finish line in pit lane

87 — LOTUS Elan 26R, GTS10

1.Nicholas PADMORE
2.Grant TROMANS
3.Richard MEADEN

Lap	D	Time	Sector 1	Sector 2	Sector 3	Kph	Elapsed
1	1	3:44.132	1:06.691	1:41.098	56.343	110.5	3:44.132
2	1	3:32.663	57.861	1:40.755	54.047	118.6	7:16.795
3	1	3:28.644	55.807	1:39.043	53.794	120.8	10:45.439
4	1	3:40.365	55.961	1:51.292	53.112	114.4	14:25.804
5	1	3:27.637	56.187	1:38.495	52.955	121.4	17:53.441
6	1	3:27.902	56.095	1:38.478	53.329	121.3	21:21.343
7	1	3:29.227	56.017	1:39.725	53.485	120.5	24:50.570
8	1	3:29.485	56.936	1:38.746	53.803	120.4	28:20.055
9	1	3:33.532	58.346	1:39.898	55.288	118.1	31:53.587
10	1	3:30.608	56.597	1:39.881	54.130	119.7	35:24.195
11	1	3:32.536	57.126	1:40.807	54.603	118.6	38:56.731
12	1	3:31.038	56.516	1:39.774	54.748	119.5	42:27.769
13	1	3:38.293	1:00.662	1:42.161	55.470	115.5	46:06.062
14	1	3:33.750	57.138	1:41.831	54.781	118.0	49:39.812
15	1	3:28.445	56.006	1:39.328	53.111	121.0	53:08.257
16	1	3:31.591	56.948	1:40.493	54.150	119.2	56:39.848
17	1	3:31.128	56.671	1:40.510	53.947	119.4	1:00:10.976
18	1	3:29.048	55.520	1:39.302	54.226	120.6	1:03:40.024
19	1	4:10.175	1:11.484	1:47.961	1:10.730	100.8	1:07:50.199
20	1	4:05.488	1:09.796	1:51.038	1:04.654	102.7	1:11:55.687
21	1	4:04.735	1:05.870	2:05.333	53.532	103.0	1:16:00.422
22	1	3:30.056	56.108	1:39.933	54.015	120.0	1:19:30.478
23	1	3:30.017	56.168	1:39.822	54.027	120.1	1:23:00.495
24	1	3:31.364	56.519	1:40.666	54.179	119.3	1:26:31.859
25	1	3:30.355	56.585	1:40.225	53.545	119.9	1:30:02.214
26	1	3:29.434	57.039	1:38.811	53.584	120.4	1:33:31.648
27	1	3:29.843	56.253	1:39.669	53.921	120.2	1:37:01.491
28	1	3:35.257	56.600	1:41.928	56.729	117.1	1:40:36.748
29	1	3:29.075	56.955	1:38.820	53.300	120.6	1:44:05.823
30	1	3:30.092	56.040	1:40.604	53.448	120.0	1:47:35.915
31	1	3:30.241	57.079	1:39.587	53.575	119.9	1:51:06.156
32	1	3:28.926	56.779	1:39.371	52.776	120.7	1:54:35.082
33	1	3:30.021	57.787	1:38.684	53.550	120.1	1:58:05.103
34	1	3:25.707	56.779	1:36.959	51.969	122.6	2:01:30.810
35	1	3:29.418	58.079	1:37.087	54.252	120.4	2:05:00.228
36	1	3:30.099	56.387	1:38.305	55.407	120.0	2:08:30.327
37	1	3:30.212	57.480	1:39.724	53.008	119.9	2:12:00.539
38	1	3:28.263	56.659	1:38.431	53.173	121.1	2:15:28.802
39	1	3:25.932	56.642	1:37.592	51.698	122.4	2:18:54.734
40	1	3:36.421 **B**	55.740	1:37.372	1:03.309	116.5	2:22:31.155
41	1	5:21.150	2:42.144	1:44.807	54.199	78.5	2:27:52.305
42	1	3:32.936	57.845	1:40.826	54.265	118.4	2:31:25.241
43	1	3:31.023	57.929	1:39.808	53.286	119.5	2:34:56.264
44	1	3:34.137	57.802	1:41.830	54.505	117.7	2:38:30.401
45	1	3:29.812	57.745	1:39.432	52.635	120.2	2:42:00.213
46	1	3:28.660	57.429	1:38.521	52.710	120.8	2:45:28.873
47	1	3:28.583	56.393	1:40.496	51.694	120.9	2:48:57.456
48	1	3:22.266	56.078	1:34.702	51.486	124.7	2:52:19.722
49	1	3:21.866	57.050	1:33.628	51.188	124.9	2:55:41.588
50	1	3:17.920	56.327	1:31.307	50.286	127.4	2:58:59.508
51	1	3:16.139	54.532	1:29.546	52.061	128.6	3:02:15.647
52	1	3:13.248	54.771	1:28.860	49.617	130.5	3:05:28.895
53	1	3:11.643	53.987	1:27.811	49.845	131.6	3:08:40.538
54	1	3:10.963	53.937	1:27.606	49.420	132.0	3:11:51.501
55	1	3:15.690	54.677	1:31.147	49.866	128.8	3:15:07.191
56	1	3:10.100	53.247	1:25.786	51.067	132.6	3:18:17.291
57	1	3:58.603	54.047	1:46.423	1:18.133	105.7	3:22:15.894
58	1	4:39.453	1:16.704	2:02.089	1:20.660	90.2	3:26:55.347
59	1	4:53.106	1:27.104	2:03.863	1:22.139	86.0	3:31:48.453
60	1	4:43.494 **B**	1:28.307	2:01.508	1:13.679	88.9	3:36:31.947
61	1	12:17.886	...	1:26.910	48.048	34.2	3:48:49.833
62	1	3:08.764	53.091	1:26.059	49.614	133.6	3:51:58.597
63	1	3:10.826	53.625	1:28.309	48.892	132.1	3:55:09.423
64	1	3:03.325	52.423	1:24.375	46.527	137.5	3:58:12.748
65	1	3:02.764	52.450	1:23.851	46.463	138.0	4:01:15.512
66	1	3:03.651	51.918	1:24.464	47.269	137.3	4:04:19.163
67	1	3:04.872	51.304	1:23.734	49.834	136.4	4:07:24.035
68	1	3:07.630	52.422	1:27.639	47.569	134.4	4:10:31.665
69	1	22:10.865	51.715	1:23.071	...	18.9	4:32:42.530
70	1	3:00.393	51.076	1:23.491	45.826	139.8	4:35:42.923
71	1	3:11.398 **B**	51.677	1:22.008	57.713	131.7	4:38:54.321
72	1	51:19.600	...	1:28.072	49.208	8.2	5:30:13.921
73	1	3:04.629	52.137	1:24.012	48.480	136.6	5:33:18.550
74	1	3:09.423	56.077	1:25.699	47.647	133.1	5:36:27.973
75	1	3:53.217 **B**	53.110	1:32.966	1:27.141	108.1	5:40:21.190

89 — JAGUAR E Type, GTS12

1.Michael GRAY
2.Kallum GRAY

Lap	D	Time	Sector 1	Sector 2	Sector 3	Kph	Elapsed
1	1	3:57.273	1:12.395	1:46.971	57.907	104.4	3:57.273
2	1	3:38.512	1:00.470	1:42.511	55.531	115.4	7:35.785
3	1	3:37.772	1:00.084	1:42.560	55.128	115.8	11:13.557
4	1	3:33.525	58.099	1:40.771	54.655	118.1	14:47.082
5	1	3:35.179	58.430	1:41.254	55.495	117.2	18:22.261
6	1	3:34.911	58.530	1:41.111	55.270	117.3	21:57.172
7	1	3:34.688	57.456	1:41.891	55.341	117.4	25:31.860
8	1	3:35.200	1:00.157	1:40.996	54.047	117.2	29:07.060
9	1	3:37.594	58.467	1:42.029	57.098	115.9	32:44.654
10	1	3:40.069	58.961	1:43.768	57.340	114.6	36:24.723
11	1	3:40.388	59.205	1:44.502	56.681	114.4	40:05.111
12	1	3:40.986	1:00.476	1:42.894	57.616	114.1	43:46.097
13	1	3:45.454	1:01.729	1:47.283	56.442	111.8	47:31.551
14	1	3:36.635	57.854	1:42.845	55.936	116.4	51:08.186
15	1	3:40.173	59.189	1:44.244	56.740	114.5	54:48.359
16	1	3:39.784	58.619	1:44.168	56.997	114.7	58:28.143
17	1	3:36.475	58.299	1:43.084	55.092	116.5	1:02:04.618
18	1	3:53.051	57.524	1:46.058	1:09.469	108.2	1:05:57.669
19	1	4:36.243	1:22.721	1:55.739	1:17.783	91.3	1:10:33.912
20	1	4:47.688	1:42.611	2:05.215	59.862	87.6	1:15:21.600
21	1	3:35.725	57.698	1:42.682	55.345	116.9	1:18:57.325
22	1	3:39.590	58.900	1:45.087	55.603	114.8	1:22:36.915
23	1	3:44.006	59.544	1:47.209	57.253	112.6	1:26:20.921
24	1	3:42.965	59.476	1:46.145	57.344	113.1	1:30:03.886
25	1	3:39.329	59.055	1:44.201	56.073	115.0	1:33:43.215
26	1	3:43.207	58.142	1:48.373	56.692	113.0	1:37:26.422
27	1	3:43.816	59.564	1:44.428	59.824	112.7	1:41:10.238
28	1	3:44.615	1:00.313	1:45.740	58.562	112.3	1:44:54.853
29	1	3:41.397	59.203	1:45.419	56.775	113.9	1:48:36.250
30	1	3:40.750	59.847	1:44.736	56.167	114.2	1:52:17.000
31	1	3:37.157	57.893	1:42.918	56.346	116.1	1:55:54.157
32	1	3:34.189	57.475	1:42.398	54.316	117.7	1:59:28.346
33	1	3:33.271	57.773	1:41.248	54.250	118.2	2:03:01.617
34	1	3:36.158	56.828	1:41.892	57.438	116.6	2:06:37.775
35	1	3:40.409	59.001	1:42.941	58.467	114.4	2:10:18.184

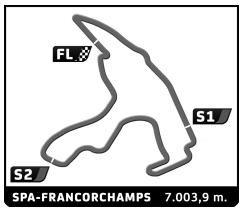

Spa Six Hours Endurance

SPA SIX HOURS

Race

Analysis

Personal Best | Session Best | B Crossing the finish line in pit lane

Lap	D	Time	Sector 1	Sector 2	Sector 3	Kph	Elapsed
36	1	3:33.381	57.035	1:42.564	53.782	118.2	2:13:51.565
37	1	3:46.718 B	57.393	1:43.725	1:05.600	111.2	2:17:38.283
38	1	11:31.792	8:50.917	1:44.638	56.237	36.4	2:29:10.075
39	1	3:35.489	59.493	1:40.950	55.046	117.0	2:32:45.564
40	1	3:31.230	58.257	1:38.858	54.115	119.4	2:36:16.794
41	1	3:33.566	58.785	1:39.954	54.827	118.1	2:39:50.360
42	1	3:28.857	57.756	1:38.369	52.732	120.7	2:43:19.217
43	1	3:28.775	58.689	1:37.451	52.635	120.8	2:46:47.992
44	1	3:27.430	57.476	1:36.644	53.310	121.6	2:50:15.422
45	1	3:31.256	1:01.429	1:37.225	52.602	119.4	2:53:46.678
46	1	3:24.042	57.947	1:34.644	51.451	123.6	2:57:10.720
47	1	3:23.559	56.315	1:33.115	54.129	123.9	3:00:34.279
48	1	3:20.471	56.226	1:32.841	51.404	125.8	3:03:54.750
49	1	3:20.914	56.880	1:31.653	52.381	125.5	3:07:15.664
50	1	3:18.943	55.539	1:31.509	51.895	126.7	3:10:34.607
51	1	3:16.037	55.131	1:29.764	51.142	128.6	3:13:50.644
52	1	3:17.026	54.497	1:31.651	50.878	128.0	3:17:07.670
53	1	3:19.132	54.986	1:29.349	54.797	126.6	3:20:26.802
54	1	4:39.267	1:05.998	2:06.838	1:26.431	90.3	3:25:06.069
55	1	4:52.175	1:24.248	2:09.779	1:18.148	86.3	3:29:58.244
56	1	4:38.562	1:18.243	2:08.100	1:12.219	90.5	3:34:36.806
57	1	4:34.883	1:19.724	2:10.522	1:04.637	91.7	3:39:11.689
58	1	3:19.997	55.677	1:33.303	51.017	126.1	3:42:31.686
59	1	3:13.742	54.905	1:28.005	50.832	130.1	3:45:45.428
60	1	3:10.610	53.648	1:26.815	50.147	132.3	3:48:56.038
61	1	3:10.156	53.342	1:26.438	50.376	132.6	3:52:06.194
62	1	3:13.678	53.426	1:30.201	50.051	130.2	3:55:19.872
63	1	3:09.416	53.304	1:26.955	49.157	133.1	3:58:29.288
64	1	3:07.734	53.062	1:25.442	49.230	134.3	4:01:37.022
65	1	3:10.510	54.353	1:27.295	48.862	132.4	4:04:47.532
66	1	3:08.902	53.269	1:27.058	48.575	133.5	4:07:56.434
67	1	3:11.941	53.576	1:26.264	52.101	131.4	4:11:08.375
68	1	3:17.112	52.757	1:33.655	50.700	127.9	4:14:25.487
69	1	3:09.324	52.930	1:28.289	48.105	133.2	4:17:34.811
70	1	3:07.120	52.431	1:26.475	48.214	134.7	4:20:41.931
71	1	3:04.630	52.261	1:25.138	47.231	136.6	4:23:46.561
72	1	3:05.339	52.001	1:23.856	49.482	136.0	4:26:51.900
73	1	3:06.597	52.590	1:24.786	49.221	135.1	4:29:58.497
74	1	3:08.630	53.518	1:26.801	48.311	133.7	4:33:07.127
75	1	3:11.227	52.560	1:28.876	49.791	131.9	4:36:18.354
76	1	3:03.743	51.912	1:24.515	47.316	137.2	4:39:22.097
77	1	3:24.430 B	52.422	1:26.680	1:05.328	123.3	4:42:46.527
78	1	5:28.585	2:57.178	1:38.824	52.583	76.7	4:48:15.112
79	1	3:13.870	54.753	1:29.437	49.680	130.1	4:51:28.982
80	1	3:15.006	53.588	1:31.260	50.158	129.3	4:54:43.988
81	1	3:14.626	52.954	1:31.008	50.664	129.6	4:57:58.614
82	1	3:45.805	52.721	1:50.603	1:02.481	111.7	5:01:44.419
83	1	3:46.818	1:01.714	1:33.810	1:11.294	111.2	5:05:31.237
84	1	4:45.378	1:15.686	1:58.827	1:30.865	88.4	5:10:16.615
85	1	3:59.644	1:23.090	1:44.464	52.090	105.2	5:14:16.259
86	1	3:08.681	52.348	1:27.853	48.480	133.6	5:17:24.940
87	1	3:05.597	51.490	1:26.596	47.511	135.9	5:20:30.537
88	1	3:09.557	52.102	1:28.441	49.014	133.0	5:23:40.094
89	1	3:07.898	52.104	1:27.001	48.793	134.2	5:26:47.992
90	1	3:11.432	53.060	1:29.829	48.543	131.7	5:29:59.424
91	1	3:12.311	52.875	1:28.101	51.335	131.1	5:33:11.735
92	1	3:08.842	53.114	1:27.023	48.705	133.5	5:36:20.577
93	1	3:22.384	53.282	1:26.577	1:02.525	124.6	5:39:42.961
94	1	3:35.914	59.555	1:35.968	1:00.391	116.8	5:43:18.875
95	1	3:13.271	53.532	1:29.771	49.968	130.5	5:46:32.146
96	1	3:11.176	53.476	1:29.044	48.656	131.9	5:49:43.322
97	1	3:07.011	51.120	1:27.389	48.502	134.8	5:52:50.333
98	1	3:06.478	51.405	1:26.654	48.419	135.2	5:55:56.811
99	1	3:08.064	52.481	1:27.087	48.496	134.1	5:59:04.875

91 1.Neil FOWLER 2.Mark SCOTT 3.Russell McCARTHY MG B GTS11

Lap	D	Time	Sector 1	Sector 2	Sector 3	Kph	Elapsed
1	1	5:36.102	2:48.261	1:48.219	59.622	73.7	5:36.102
2	1	3:45.762	1:03.421	1:44.121	58.220	111.7	9:21.864
3	1	3:45.619	1:02.907	1:42.898	59.814	111.8	13:07.483
4	1	3:47.208	1:03.277	1:44.592	59.339	111.0	16:54.691
5	1	3:44.623	1:03.087	1:43.474	58.062	112.3	20:39.314
6	1	3:46.516	1:01.922	1:45.183	59.411	111.3	24:25.830
7	1	3:45.695	1:03.274	1:44.298	58.123	111.7	28:11.525
8	1	3:44.204	1:02.238	1:43.063	58.903	112.5	31:55.729
9	1	3:45.351	1:02.824	1:43.598	58.929	111.9	35:41.080
10	1	3:45.344	1:02.263	1:44.122	58.959	111.9	39:26.424
11	1	3:49.732	1:02.972	1:47.156	59.604	109.8	43:16.156
12	1	3:45.294	1:03.647	1:43.604	58.043	111.9	47:01.450
13	1	3:44.242	1:03.070	1:43.742	57.430	112.4	50:45.692
14	1	3:44.569	1:02.202	1:43.710	58.657	112.3	54:30.261
15	1	3:42.174	1:03.135	1:42.072	56.967	113.5	58:12.435
16	1	3:40.551	1:01.239	1:41.958	57.354	114.3	1:01:52.986
17	1	4:02.590	1:01.803	1:49.290	1:11.497	103.9	1:05:55.576
18	1	4:37.457	1:23.126	1:56.443	1:17.888	90.9	1:10:33.033
19	1	4:49.993	1:42.173	2:05.994	1:01.826	86.9	1:15:23.026
20	1	3:43.626	1:01.646	1:43.170	58.810	112.8	1:19:06.652
21	1	3:43.546	1:01.799	1:44.298	57.449	112.8	1:22:50.198
22	1	3:41.407	1:02.535	1:41.510	57.362	113.9	1:26:31.605
23	1	3:40.859	1:01.444	1:42.176	57.239	114.2	1:30:12.464
24	1	3:39.060	1:01.603	1:40.854	56.603	115.1	1:33:51.524
25	1	3:39.456	1:00.986	1:41.750	56.720	114.9	1:37:30.980
26	1	3:45.183	1:01.519	1:45.414	58.250	112.0	1:41:16.163
27	1	3:39.929	1:02.068	1:41.547	56.314	114.6	1:44:56.092
28	1	3:41.808	1:02.363	1:42.587	56.858	113.7	1:48:37.900
29	1	3:49.770 B	1:00.743	1:42.569	1:06.458	109.7	1:52:27.670
30	1	6:10.254	3:16.594	1:51.036	1:02.624	68.1	1:58:37.924
31	1	4:01.600	1:05.769	1:50.962	1:04.869	104.4	2:02:39.524
32	1	3:55.164	1:04.690	1:49.596	1:00.878	107.2	2:06:34.688
33	1	3:54.396	1:04.442	1:49.235	1:00.719	107.6	2:10:29.084
34	1	3:54.906	1:03.432	1:48.995	1:02.479	107.3	2:14:23.990
35	1	3:47.752	1:03.421	1:45.525	58.806	110.7	2:18:11.742
36	1	3:46.871	1:03.010	1:46.269	57.592	111.1	2:21:58.613
37	1	3:49.366	1:03.244	1:46.389	59.733	109.9	2:25:47.979
38	1	3:46.602	1:02.245	1:46.233	58.124	111.3	2:29:34.581
39	1	3:46.230	1:02.119	1:44.372	59.739	111.5	2:33:20.811
40	1	3:45.194	1:02.347	1:45.128	57.719	112.0	2:37:06.005
41	1	3:38.633	1:01.574	1:41.611	55.448	115.3	2:40:44.638
42	1	3:36.723	1:01.282	1:40.309	55.132	116.3	2:44:21.361
43	1	3:40.839	1:01.552	1:40.972	58.315	114.2	2:48:02.200
44	1	3:32.991	1:00.879	1:37.517	54.595	118.4	2:51:35.191
45	1	3:31.715	1:01.015	1:37.248	53.452	119.1	2:55:06.906
46	1	3:29.724	1:00.482	1:35.434	53.808	120.2	2:58:36.630
47	1	3:26.899	1:00.192	1:33.397	53.310	121.9	3:02:03.529
48	1	3:27.291	59.749	1:33.697	53.845	121.6	3:05:30.820
49	1	3:25.847	59.586	1:33.576	52.685	122.5	3:08:56.667

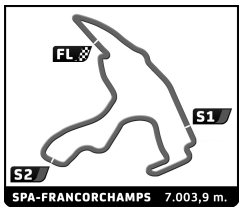

Spa Six Hours Endurance

SPA SIX HOURS

Race

Analysis

Personal Best | Session Best | B Crossing the finish line in pit lane

Lap	D	Time	Sector 1	Sector 2	Sector 3	Kph	Elapsed
50	1	3:24.169	59.677	1:31.545	52.947	123.5	3:12:20.836
51	1	3:26.119	59.179	1:33.276	53.664	122.3	3:15:46.955
52	1	3:23.262	58.886	1:30.752	53.624	124.0	3:19:10.217
53	1	3:53.155	1:09.105	1:40.539	1:03.511	108.1	3:23:03.372
54	1	4:21.624	1:04.174	1:51.823	1:25.627	96.4	3:27:24.996
55	1	4:44.286	1:18.769	1:58.790	1:26.727	88.7	3:32:09.282
56	1	4:45.255 B	1:25.224	1:57.183	1:22.848	88.4	3:36:54.537
57	1	9:57.494	7:36.442	1:29.066	51.986	42.2	3:46:52.031
58	1	3:14.523	57.964	1:25.643	50.916	129.6	3:50:06.554
59	1	3:14.310	57.748	1:26.034	50.528	129.8	3:53:20.864
60	1	3:17.681	56.942	1:29.368	51.371	127.5	3:56:38.545
61	1	3:17.090	58.914	1:27.554	50.622	127.9	3:59:55.635
62	1	3:12.855	57.047	1:25.421	50.387	130.7	4:03:08.490
63	1	3:19.276	57.746	1:30.477	51.053	126.5	4:06:27.766
64	1	3:14.785	56.693	1:27.755	50.337	129.4	4:09:42.551
65	1	3:15.172	56.670	1:27.781	50.721	129.2	4:12:57.723
66	1	3:13.977	56.734	1:26.952	50.291	130.0	4:16:11.700
67	1	3:18.921	57.751	1:31.103	50.067	126.8	4:19:30.621
68	1	3:16.478	56.989	1:28.880	50.609	128.3	4:22:47.099
69	1	3:12.946	56.734	1:26.524	49.688	130.7	4:26:00.045
70	1	3:09.724	56.390	1:24.125	49.209	132.9	4:29:09.769
71	1	3:11.339	56.001	1:25.037	50.301	131.8	4:32:21.108
72	1	3:14.397	56.471	1:24.611	53.315	129.7	4:35:35.505
73	1	3:16.009	59.855	1:25.331	50.823	128.6	4:38:51.514
74	1	3:15.052	56.264	1:27.505	51.283	129.3	4:42:06.566
75	1	3:11.691	55.670	1:26.245	49.776	131.5	4:45:18.257
76	1	3:09.622	55.408	1:24.541	49.673	133.0	4:48:27.879
77	1	3:10.705	55.723	1:24.582	50.400	132.2	4:51:38.584
78	1	3:10.965	55.803	1:25.254	49.908	132.0	4:54:49.549
79	1	3:14.185	55.859	1:27.672	50.654	129.8	4:58:03.734
80	1	3:50.822	55.531	1:51.981	1:03.310	109.2	5:01:54.556
81	1	3:46.813	1:06.998	1:34.092	1:05.723	111.2	5:05:41.369
82	1	4:47.453	1:13.465	1:56.133	1:37.855	87.7	5:10:28.822
83	1	3:50.213	1:18.496	1:39.780	51.937	109.5	5:14:19.035
84	1	3:18.194	59.705	1:26.864	51.625	127.2	5:17:37.229
85	1	3:12.783	56.971	1:26.385	49.427	130.8	5:20:50.012
86	1	3:09.593	56.069	1:23.768	49.756	133.0	5:23:59.605
87	1	3:10.992	56.233	1:25.250	49.509	132.0	5:27:10.597
88	1	3:09.658	55.500	1:24.236	49.922	132.9	5:30:20.255
89	1	3:11.240	56.682	1:24.195	50.363	131.8	5:33:31.495
90	1	3:10.276	55.657	1:25.583	49.036	132.5	5:36:41.771
91	1	3:33.632	56.368	1:32.672	1:04.592	118.0	5:40:15.403
92	1	3:53.004	1:16.212	1:45.848	50.944	108.2	5:44:08.407
93	1	3:08.019	55.265	1:23.691	49.063	134.1	5:47:16.426
94	1	3:12.107	55.121	1:27.449	49.537	131.3	5:50:28.533
95	1	3:10.835	55.227	1:25.357	50.251	132.1	5:53:39.368
96	1	3:07.675	55.513	1:23.372	48.790	134.4	5:56:47.043
97	1	3:12.180	55.314	1:27.113	49.753	131.2	5:59:59.223

92 1.Alain JADOT 2.Pascal DELPORTE 3.Jean-Michel/Guy PONCELI — JAGUAR E Type GTS12

Lap	D	Time	Sector 1	Sector 2	Sector 3	Kph	Elapsed
1	1	3:55.490	1:16.011	1:43.719	55.760	105.2	3:55.490
2	1	3:28.631	57.940	1:37.463	53.228	120.9	7:24.121
3	1	3:27.354	56.032	1:37.551	53.771	121.6	10:51.475
4	1	3:26.830	56.392	1:37.269	53.169	121.9	14:18.305
5	1	3:28.842	56.675	1:38.334	53.833	120.7	17:47.147
6	1	3:28.391	56.955	1:37.692	53.744	121.0	21:15.538
7	1	3:29.220	55.614	1:38.504	55.102	120.5	24:44.758
8	1	3:30.892	57.217	1:39.731	53.944	119.6	28:15.650
9	1	3:34.958	59.511	1:40.800	54.647	117.3	31:50.608
10	1	3:30.150	56.562	1:39.665	53.923	120.0	35:20.758
11	1	3:32.192	57.626	1:40.093	54.473	118.8	38:52.950
12	1	3:31.573	56.622	1:39.307	55.644	119.2	42:24.523
13	1	3:35.481	59.507	1:40.914	55.060	117.0	46:00.004
14	1	3:33.348	57.114	1:41.340	54.894	118.2	49:33.352
15	1	3:30.275	56.976	1:39.369	53.930	119.9	53:03.627
16	1	3:33.279	58.025	1:40.839	54.415	118.2	56:36.906
17	1	3:29.273	55.806	1:39.270	54.197	120.5	1:00:06.179
18	1	3:30.056	55.733	1:39.017	55.306	120.0	1:03:36.235
19	1	4:06.576	1:03.996	1:50.161	1:12.419	102.3	1:07:42.811
20	1	4:05.804 B	1:09.061	1:49.266	1:07.477	102.6	1:11:48.615
21	1	5:28.253	2:47.431	1:43.717	57.105	76.8	1:17:16.868
22	1	3:47.601	59.431	1:48.934	59.236	110.8	1:21:04.469
23	1	3:44.047	1:00.343	1:44.334	59.370	112.5	1:24:48.516
24	1	3:41.943	59.884	1:44.293	57.766	113.6	1:28:30.459
25	1	3:40.041	58.803	1:44.084	57.154	114.6	1:32:10.500
26	1	3:38.323	58.354	1:44.489	55.480	115.5	1:35:48.823
27	1	3:39.369	58.557	1:44.714	56.098	114.9	1:39:28.192
28	1	3:38.293	1:00.902	1:41.575	55.816	115.5	1:43:06.485
29	1	3:38.027	58.699	1:44.252	55.076	115.6	1:46:44.512
30	1	3:37.680	58.443	1:42.622	56.615	115.8	1:50:22.192
31	1	3:32.436	58.315	1:39.702	54.419	118.7	1:53:54.628
32	1	3:33.134	57.185	1:41.281	54.668	118.3	1:57:27.762
33	1	3:35.518	57.908	1:39.588	58.022	117.0	2:01:03.280
34	1	3:37.571	1:01.537	1:40.371	55.663	115.9	2:04:40.851
35	1	3:34.347	57.458	1:41.672	55.217	117.6	2:08:15.198
36	1	3:33.344	56.708	1:42.354	54.282	118.2	2:11:48.542
37	1	3:32.403	57.433	1:40.367	54.603	118.7	2:15:20.945
38	1	3:29.832	59.005	1:36.902	53.925	120.2	2:18:50.777
39	1	3:30.415	57.520	1:39.036	53.859	119.8	2:22:21.192
40	1	3:27.230	56.203	1:38.205	52.822	121.7	2:25:48.422
41	1	3:29.753	58.119	1:38.293	53.341	120.2	2:29:18.175
42	1	3:26.276	56.643	1:36.499	53.134	122.2	2:32:44.451
43	1	3:25.227	56.528	1:36.642	52.057	122.9	2:36:09.678
44	1	3:27.115	55.693	1:39.621	51.801	121.7	2:39:36.793
45	1	3:27.292	58.996	1:36.584	51.712	121.6	2:43:04.085
46	1	3:45.591	59.695	1:34.230	1:11.666	111.8	2:46:49.676
47	1	3:50.025 B	57.966	1:34.056	1:18.003	109.6	2:50:39.701
48	1	9:58.226	7:31.774	1:34.120	52.332	42.1	3:00:37.927
49	1	3:21.760	56.805	1:33.001	51.954	125.0	3:03:59.687
50	1	3:20.587	58.703	1:30.905	50.979	125.7	3:07:20.274
51	1	3:15.955	54.703	1:30.831	50.421	128.7	3:10:36.229
52	1	3:13.438	53.997	1:29.885	49.556	130.3	3:13:49.667
53	1	5:12.936	53.806	1:28.655	2:50.475	80.6	3:19:02.603

93 1.Nikolaus DITTING 2.Sam HANCOCK — FORD GT40 GTP+

Lap	D	Time	Sector 1	Sector 2	Sector 3	Kph	Elapsed
1	1	3:59.902	1:25.102	1:40.388	54.412	103.3	3:59.902
2	1	3:20.841	54.536	1:35.469	50.836	125.5	7:20.743
3	1	3:19.926	53.331	1:35.505	51.090	126.1	10:40.669
4	1	3:16.990	52.565	1:34.250	50.175	128.0	13:57.659
5	1	3:16.793	51.715	1:34.536	50.542	128.1	17:14.452
6	1	3:18.248	52.190	1:35.920	50.138	127.2	20:32.700
7	1	3:19.587	52.477	1:35.854	51.256	126.3	23:52.287
8	1	3:20.397	53.016	1:36.244	51.137	125.8	27:12.684
9	1	3:27.641	59.261	1:37.408	50.972	121.4	30:40.325

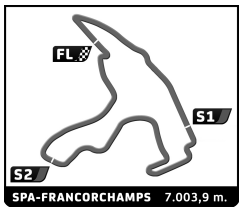

Spa Six Hours Endurance

SPA SIX HOURS

Race

Analysis

Personal Best | Session Best | B Crossing the finish line in pit lane

Lap	D	Time	Sector 1	Sector 2	Sector 3	Kph	Elapsed
10	1	3:24.152	54.514	1:36.574	53.064	123.5	34:04.477
11	1	3:22.192	52.985	1:36.704	52.503	124.7	37:26.669
12	1	3:22.611	54.297	1:36.169	52.145	124.4	40:49.280
13	1	3:25.055	54.086	1:37.909	53.060	123.0	44:14.335
14	1	3:21.922	53.755	1:35.212	52.955	124.9	47:36.257
15	1	3:23.782	55.455	1:36.423	51.904	123.7	51:00.039
16	1	3:21.739	52.724	1:37.406	51.609	125.0	54:21.778
17	1	3:21.223	52.721	1:36.687	51.815	125.3	57:43.001
18	1	3:19.338	52.990	1:35.892	50.456	126.5	1:01:02.339
19	1	3:27.667	52.532	1:38.498	56.637	121.4	1:04:30.006
20	1	5:02.182	1:10.016	2:18.930	1:33.236	83.4	1:09:32.188
21	1	4:28.237	1:20.127	1:56.029	1:12.081	94.0	1:14:00.425
22	1	3:21.888	52.997	1:37.438	51.453	124.9	1:17:22.313
23	1	3:18.963	52.689	1:35.984	50.290	126.7	1:20:41.276
24	1	3:17.699	52.482	1:34.621	50.596	127.5	1:23:58.975
25	1	3:18.110	52.220	1:35.164	50.726	127.3	1:27:17.085
26	1	3:18.520	52.225	1:35.608	50.687	127.0	1:30:35.605
27	1	3:17.680	53.390	1:33.776	50.514	127.6	1:33:53.285
28	1	3:18.519	52.228	1:35.100	51.191	127.0	1:37:11.804
29	1	3:19.665	52.204	1:36.105	51.356	126.3	1:40:31.469
30	1	3:19.639	52.220	1:36.714	50.705	126.3	1:43:51.108
31	1	3:20.307	53.193	1:35.889	51.225	125.9	1:47:11.415
32	1	3:17.683	52.704	1:34.988	49.991	127.5	1:50:29.098
33	1	3:17.333	52.316	1:34.188	50.829	127.8	1:53:46.431
34	1	3:19.870	52.757	1:35.599	51.514	126.2	1:57:06.301
35	1	3:30.136 B	53.493	1:36.306	1:00.337	120.0	2:00:36.437
36	1	12:20.955	9:41.947	1:42.634	56.374	34.0	2:12:57.392
37	1	3:26.901	54.723	1:37.796	54.382	121.9	2:16:24.293
38	1	3:25.317	54.125	1:38.589	52.603	122.8	2:19:49.610
39	1	3:27.062	55.800	1:38.237	53.025	121.8	2:23:16.672
40	1	3:24.428	54.433	1:37.162	52.833	123.3	2:26:41.100
41	1	3:24.016	54.939	1:37.672	51.405	123.6	2:30:05.116
42	1	3:22.590	54.587	1:35.896	52.107	124.5	2:33:27.706
43	1	3:24.708	54.040	1:39.108	51.560	123.2	2:36:52.414
44	1	3:19.552	53.669	1:35.012	50.871	126.4	2:40:11.966
45	1	3:16.124	52.722	1:33.232	50.170	128.6	2:43:28.090
46	1	3:17.250	54.246	1:33.300	49.704	127.8	2:46:45.340
47	1	3:13.774	52.713	1:31.258	49.803	130.1	2:49:59.114
48	1	3:12.734	51.302	1:30.681	50.751	130.8	2:53:11.848
49	1	3:13.570	53.603	1:30.895	49.072	130.3	2:56:25.418
50	1	3:10.099	52.069	1:28.991	49.039	132.6	2:59:35.517
51	1	3:14.468	51.982	1:31.681	50.805	129.7	3:02:49.985
52	1	3:04.938	50.533	1:26.247	48.158	136.3	3:05:54.923
53	1	3:10.643	50.720	1:30.626	49.297	132.3	3:09:05.566
54	1	3:03.898	50.278	1:24.949	48.671	137.1	3:12:09.464
55	1	3:06.220	50.111	1:27.261	48.848	135.4	3:15:15.684
56	1	3:05.697	51.390	1:24.786	49.521	135.8	3:18:21.381
57	1	3:56.755	53.050	1:45.016	1:18.689	106.5	3:22:18.136
58	1	4:39.161	1:16.550	2:01.670	1:20.941	90.3	3:26:57.297
59	1	4:52.230	1:25.880	2:03.845	1:22.505	86.3	3:31:49.527
60	1	4:38.019	1:27.997	2:01.382	1:08.640	90.7	3:36:27.546
61	1	3:52.187	1:15.522	1:50.308	46.357	108.6	3:40:19.733
62	1	2:55.539	49.503	1:21.330	44.706	143.6	3:43:15.272
63	1	3:01.772	49.231	1:25.687	46.854	138.7	3:46:17.044
64	1	3:03.563	51.489	1:26.019	46.055	137.4	3:49:20.607
65	1	3:03.171	50.236	1:25.113	47.822	137.7	3:52:23.778
66	1	3:03.424	50.694	1:26.067	46.663	137.5	3:55:27.202
67	1	3:05.692	51.403	1:27.322	46.967	135.8	3:58:32.894
68	1	3:04.063	50.683	1:25.306	48.074	137.0	4:01:36.957
69	1	3:02.561	50.679	1:25.119	46.763	138.1	4:04:39.518
70	1	3:05.116	50.533	1:26.006	48.577	136.2	4:07:44.634
71	1	3:05.146	50.627	1:25.398	49.121	136.2	4:10:49.780
72	1	3:02.941	51.748	1:24.891	46.302	137.8	4:13:52.721
73	1	3:02.278	49.352	1:23.711	49.215	138.3	4:16:54.999
74	1	2:59.566	49.609	1:23.370	46.587	140.4	4:19:54.565
75	1	3:02.073	50.105	1:24.478	47.490	138.5	4:22:56.638
76	1	2:57.833	48.785	1:22.622	46.426	141.8	4:25:54.471
77	1	3:22.313 B	48.364	1:27.440	1:06.509	124.6	4:29:16.784
78	1	9:41.874	7:31.378	1:24.755	45.741	43.3	4:38:58.658
79	1	3:01.658	47.830	1:22.296	51.532	138.8	4:42:00.316
80	1	2:53.331	48.000	1:20.238	45.093	145.5	4:44:53.647
81	1	2:53.165	47.485	1:21.395	44.285	145.6	4:47:46.812
82	1	2:52.608	47.525	1:20.921	44.162	146.1	4:50:39.420
83	1	2:50.546	46.691	1:20.344	43.511	147.8	4:53:29.966
84	1	2:53.044	46.980	1:21.564	44.500	145.7	4:56:23.010
85	1	2:54.493	47.781	1:19.899	46.813	144.5	4:59:17.503
86	1	4:35.056	1:01.984	2:15.136	1:17.936	91.7	5:03:52.559
87	1	4:39.985	1:20.973	2:05.356	1:13.656	90.1	5:08:32.544
88	1	4:21.460	1:14.891	2:02.272	1:04.297	96.4	5:12:54.004
89	1	2:49.476	48.852	1:17.698	42.926	148.8	5:15:43.480
90	1	2:45.938	45.736	1:17.503	42.699	151.9	5:18:29.418
91	1	2:52.421	48.351	1:20.620	43.450	146.2	5:21:21.839
92	1	2:51.597	47.037	1:19.361	45.199	146.9	5:24:13.436
93	1	2:49.884	46.454	1:19.817	43.613	148.4	5:27:03.320
94	1	2:49.474	45.772	1:20.737	42.965	148.8	5:29:52.794
95	1	2:49.917	45.971	1:20.699	43.247	148.4	5:32:42.711
96	1	2:48.108	46.348	1:18.304	43.456	150.0	5:35:30.819
97	1	2:55.463	47.637	1:20.484	47.342	143.7	5:38:26.282
98	1	4:23.781	1:13.601	2:04.688	1:05.492	95.6	5:42:50.063
99	1	2:52.981	50.665	1:19.072	43.244	145.8	5:45:43.044
100	1	2:46.011	45.954	1:17.363	42.694	151.9	5:48:29.055
101	1	2:46.590	45.492	1:18.194	42.904	151.4	5:51:15.645
102	1	2:49.791	45.680	1:17.896	46.215	148.5	5:54:05.436
103	1	2:51.399	46.976	1:19.428	44.995	147.1	5:56:56.835
104	1	2:51.427	46.404	1:20.297	44.726	147.1	5:59:48.262

95 1.John BENNETT 2.Andrew SMITH 3.Grahame BRYANT — PORSCHE 911 GTS11

Lap	D	Time	Sector 1	Sector 2	Sector 3	Kph	Elapsed
1	1	4:18.037	1:36.617	1:42.530	58.890	96.0	4:18.037
2	1	3:42.621	1:04.360	1:41.308	56.953	113.3	8:00.658
3	1	3:32.444	59.146	1:39.759	53.539	118.7	11:33.102
4	1	3:29.456	58.714	1:36.996	53.746	120.4	15:02.558
5	1	3:29.781	58.777	1:37.374	53.630	120.2	18:32.339
6	1	3:31.178	58.366	1:39.503	53.309	119.4	22:03.517
7	1	3:35.531	58.787	1:39.593	57.151	117.0	25:39.048
8	1	3:34.699	1:03.915	1:37.589	53.195	117.4	29:13.747
9	1	3:34.716	58.912	1:38.619	57.185	117.4	32:48.463
10	1	3:35.475	1:00.691	1:39.360	55.424	117.0	36:23.938
11	1	3:32.926	58.600	1:38.627	55.699	118.4	39:56.864
12	1	3:35.032	58.954	1:40.195	55.883	117.3	43:31.896
13	1	3:32.363	59.308	1:38.612	54.443	118.7	47:04.259
14	1	3:31.722	59.055	1:38.553	54.114	119.1	50:35.981
15	1	3:30.675	58.451	1:38.093	54.131	119.7	54:06.656
16	1	3:31.146	58.611	1:38.064	54.471	119.4	57:37.802
17	1	3:31.455	58.488	1:38.930	54.037	119.2	1:01:09.257
18	1	3:39.105	58.923	1:37.248	1:02.934	115.1	1:04:48.362

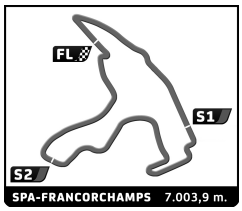

Spa Six Hours Endurance

SPA SIX HOURS

Race

Analysis

Personal Best | Session Best | **B** Crossing the finish line in pit lane

Lap	D	Time	Sector 1	Sector 2	Sector 3	Kph	Elapsed
19	1	4:54.057	1:12.611	2:05.219	1:36.227	85.7	1:09:42.419
20	1	4:26.721	1:16.328	1:55.614	1:14.779	94.5	1:14:09.140
21	1	3:34.270	1:00.063	1:39.023	55.184	117.7	1:17:43.410
22	1	3:34.425	58.753	1:40.205	55.467	117.6	1:21:17.835
23	1	3:30.345	58.672	1:37.525	54.148	119.9	1:24:48.180
24	1	3:32.538	58.351	1:38.518	55.669	118.6	1:28:20.718
25	1	3:29.964	57.960	1:38.610	53.394	120.1	1:31:50.682
26	1	3:29.921	58.546	1:37.942	53.433	120.1	1:35:20.603
27	1	3:30.720	57.998	1:38.081	54.641	119.7	1:38:51.323
28	1	3:31.104	58.395	1:37.624	55.085	119.4	1:42:22.427
29	1	3:29.435	58.420	1:37.113	53.902	120.4	1:45:51.862
30	1	3:29.143	58.968	1:36.955	53.220	120.6	1:49:21.005
31	1	3:29.036	58.829	1:36.622	53.585	120.6	1:52:50.041
32	1	3:39.260 **B**	58.563	1:38.113	1:02.584	115.0	1:56:29.301
33	1	14:28.998	...	1:50.500	1:01.461	29.0	2:10:58.299
34	1	3:52.527	1:05.575	1:46.076	1:00.876	108.4	2:14:50.826
35	1	3:47.791	1:04.047	1:44.333	59.411	110.7	2:18:38.617
36	1	3:46.910	1:03.092	1:44.012	59.806	111.1	2:22:25.527
37	1	3:43.454	1:02.890	1:43.376	57.188	112.8	2:26:08.981
38	1	3:45.240	1:02.394	1:45.529	57.317	111.9	2:29:54.221
39	1	3:41.442	1:01.792	1:41.872	57.778	113.9	2:33:35.663
40	1	3:40.691	1:02.180	1:41.271	57.240	114.3	2:37:16.354
41	1	3:37.198	1:02.253	1:39.854	55.091	116.1	2:40:53.552
42	1	3:32.996	1:00.595	1:38.346	54.055	118.4	2:44:26.548
43	1	3:37.591	1:01.667	1:38.292	57.632	115.9	2:48:04.139
44	1	3:35.410	1:03.263	1:38.256	53.891	117.1	2:51:39.549
45	1	3:31.281	1:01.467	1:36.264	53.550	119.3	2:55:10.830
46	1	3:26.150	59.289	1:34.193	52.668	122.3	2:58:36.980
47	1	3:24.914	59.030	1:33.192	52.692	123.0	3:02:01.894
48	1	3:28.385	59.815	1:34.858	53.712	121.0	3:05:30.279
49	1	3:25.978	59.024	1:32.895	54.059	122.4	3:08:56.257
50	1	3:23.959	58.735	1:31.786	53.438	123.6	3:12:20.216
51	1	3:26.120	58.536	1:33.575	54.009	122.3	3:15:46.336
52	1	3:23.327	58.746	1:31.019	53.562	124.0	3:19:09.663
53	1	3:52.840	1:08.964	1:40.510	1:03.366	108.3	3:23:02.503
54	1	4:21.515	1:03.659	1:52.481	1:25.375	96.4	3:27:24.018
55	1	4:44.503	1:19.128	1:58.766	1:26.609	88.6	3:32:08.521
56	1	4:36.558	1:25.147	1:57.297	1:14.114	91.2	3:36:45.079
57	1	3:54.749	1:10.331	1:50.250	54.168	107.4	3:40:39.828
58	1	3:30.660	59.914	1:32.693	58.053	119.7	3:44:10.488
59	1	3:25.993	1:00.032	1:32.377	53.584	122.4	3:47:36.481
60	1	3:27.499	59.081	1:32.584	55.834	121.5	3:51:03.980
61	1	3:23.838	58.831	1:31.881	53.126	123.7	3:54:27.818
62	1	3:35.845 **B**	59.288	1:32.652	1:03.905	116.8	3:58:03.663
63	1	11:06.530	8:27.931	1:42.246	56.353	37.8	4:09:10.193
64	1	3:32.895	1:01.451	1:35.511	55.933	118.4	4:12:43.088
65	1	3:26.631	59.420	1:34.882	52.329	122.0	4:16:09.719
66	1	3:25.658	58.509	1:34.733	52.416	122.6	4:19:35.377
67	1	3:24.942	57.807	1:31.541	55.594	123.0	4:23:00.319
68	1	3:27.415	57.515	1:36.998	52.902	121.6	4:26:27.734
69	1	3:29.627	1:01.060	1:35.430	53.137	120.3	4:29:57.361
70	1	3:24.240	58.653	1:32.839	52.748	123.5	4:33:21.601
71	1	3:22.239	58.365	1:31.217	52.657	124.7	4:36:43.840
72	1	3:22.779	58.334	1:31.289	53.156	124.3	4:40:06.619
73	1	3:26.215	57.247	1:32.550	56.418	122.3	4:43:32.834
74	1	3:25.417	59.360	1:32.718	53.339	122.7	4:46:58.251
75	1	3:24.872	58.931	1:32.751	53.190	123.1	4:50:23.123
76	1	3:18.445	56.959	1:30.332	51.154	127.1	4:53:41.568
77	1	3:24.119	58.024	1:33.037	53.058	123.5	4:57:05.687
78	1	3:45.364	59.335	1:38.043	1:07.986	111.9	5:00:51.051
79	1	4:19.938	1:12.505	1:52.491	1:14.942	97.0	5:05:10.989
80	1	4:41.301	1:19.236	2:00.712	1:21.353	89.6	5:09:52.290
81	1	4:10.645	1:27.348	1:50.115	53.182	100.6	5:14:02.935
82	1	3:24.505	59.365	1:31.837	53.303	123.3	5:17:27.440
83	1	3:51.030	58.196	1:59.474	53.360	109.1	5:21:18.470
84	1	3:19.922	57.592	1:30.663	51.667	126.1	5:24:38.392
85	1	3:20.407	57.951	1:30.412	52.044	125.8	5:27:58.799
86	1	3:23.610	59.523	1:31.486	52.601	123.8	5:31:22.409
87	1	3:22.091	58.416	1:31.423	52.252	124.8	5:34:44.500
88	1	3:24.517	56.855	1:31.882	55.780	123.3	5:38:09.017
89	1	4:36.053	1:21.395	2:07.135	1:07.523	91.3	5:42:45.070
90	1	3:26.310	58.363	1:34.350	53.597	122.2	5:46:11.380
91	1	3:23.073	58.338	1:32.079	52.656	124.2	5:49:34.453
92	1	3:23.288	58.716	1:33.134	51.438	124.0	5:52:57.741
93	1	3:21.749	57.097	1:31.826	52.826	125.0	5:56:19.490
94	1	3:24.773	57.254	1:33.974	53.545	123.1	5:59:44.263

96 1.Mark BURNETT 2.Nick SWIFT 3.Endaf OWENS — AUSTIN Mini Countryman INVITATION

Lap	D	Time	Sector 1	Sector 2	Sector 3	Kph	Elapsed
1	1	4:45.695	2:03.633	1:42.722	59.340	86.7	4:45.695
2	1	3:42.600	1:01.545	1:42.123	58.932	113.3	8:28.295
3	1	3:42.576	1:00.991	1:40.610	1:00.975	113.3	12:10.871
4	1	3:39.809	1:02.252	1:41.218	56.339	114.7	15:50.680
5	1	3:37.849	1:01.981	1:39.892	55.976	115.7	19:28.529
6	1	3:40.038	1:02.035	1:42.173	55.830	114.6	23:08.567
7	1	3:41.101	1:02.169	1:43.134	55.798	114.0	26:49.668
8	1	3:38.302	1:02.290	1:40.422	55.590	115.5	30:27.970
9	1	3:40.391	1:02.664	1:41.436	56.291	114.4	34:08.361
10	1	3:37.417	1:01.388	1:40.173	55.856	116.0	37:45.778
11	1	3:38.975	1:01.224	1:40.741	57.010	115.1	41:24.753
12	1	3:39.917	1:01.244	1:39.678	58.995	114.7	45:04.670
13	1	3:42.194	1:02.704	1:42.515	56.975	113.5	48:46.864
14	1	3:39.315	1:01.819	1:41.265	56.231	115.0	52:26.179
15	1	3:38.748	1:02.661	1:40.808	55.279	115.3	56:04.927
16	1	3:38.623	1:01.007	1:40.659	56.957	115.3	59:43.550
17	1	3:38.116	1:01.097	1:41.119	55.900	115.6	1:03:21.666
18	1	4:07.077	1:06.680	1:51.522	1:08.875	102.0	1:07:28.743
19	1	4:09.911 **B**	1:10.454	1:48.659	1:10.798	100.9	1:11:38.654
20	1	8:35.217	5:57.717	1:41.524	55.976	48.9	1:20:13.871
21	1	3:35.389	1:01.516	1:38.439	55.434	117.1	1:23:49.260
22	1	3:35.148	1:00.750	1:39.030	55.368	117.2	1:27:24.408
23	1	3:35.150	1:00.421	1:38.617	56.112	117.2	1:30:59.558
24	1	3:34.652	1:00.215	1:37.914	56.523	117.5	1:34:34.210
25	1	3:32.548	59.892	1:38.103	54.553	118.6	1:38:06.758
26	1	3:33.647	59.807	1:38.295	55.545	118.0	1:41:40.405
27	1	3:32.251	1:00.224	1:37.564	54.463	118.8	1:45:12.656
28	1	3:32.788	1:01.204	1:37.525	54.059	118.5	1:48:45.444
29	1	3:33.789	1:01.713	1:37.118	54.958	117.9	1:52:19.233
30	1	3:34.360	1:00.404	1:38.369	55.587	117.6	1:55:53.593
31	1	3:35.369	1:00.487	1:40.236	54.646	117.1	1:59:28.962
32	1	3:32.949	1:00.351	1:38.261	54.337	118.4	2:03:01.911
33	1	3:36.577	58.981	1:39.704	57.892	116.4	2:06:38.488
34	1	3:39.409	59.852	1:40.285	59.272	114.9	2:10:17.897
35	1	3:31.586	59.915	1:37.267	54.404	119.2	2:13:49.483
36	1	3:31.074	59.199	1:38.079	53.796	119.5	2:17:20.557
37	1	3:31.996	59.411	1:38.657	53.928	118.9	2:20:52.553

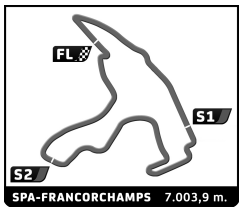

Spa Six Hours Endurance

SPA SIX HOURS

Race

Analysis

Personal Best | Session Best | B Crossing the finish line in pit lane

Lap	D	Time	Sector 1	Sector 2	Sector 3	Kph	Elapsed
38	1	3:31.154	1:00.134	1:37.253	53.767	119.4	2:24:23.707
39	1	3:34.490	1:00.593	1:39.489	54.408	117.6	2:27:58.197
40	1	3:33.852	1:01.036	1:38.313	54.503	117.9	2:31:32.049
41	1	3:30.866	59.357	1:36.749	54.760	119.6	2:35:02.915
42	1	3:31.494	59.627	1:38.463	53.404	119.2	2:38:34.409
43	1	3:32.990	1:01.063	1:37.470	54.457	118.4	2:42:07.399
44	1	3:27.852	59.113	1:35.748	52.991	121.3	2:45:35.251
45	1	3:28.903	59.244	1:35.213	54.446	120.7	2:49:04.154
46	1	3:23.600	59.502	1:32.219	51.879	123.8	2:52:27.754
47	1	3:22.290	58.450	1:30.740	53.100	124.6	2:55:50.044
48	1	3:23.872	58.242	1:31.243	54.387	123.7	2:59:13.916
49	1	3:20.741	59.725	1:29.283	51.733	125.6	3:02:34.657
50	1	3:21.468	59.306	1:30.271	51.891	125.2	3:05:56.125
51	1	3:20.853	57.769	1:30.647	52.437	125.5	3:09:16.978
52	1	3:26.968 B	57.221	1:32.666	57.081	121.8	3:12:43.946
53	1	8:25.323	5:53.505	1:31.554	1:00.264	49.9	3:21:09.269
54	1	4:15.081	1:08.947	1:36.771	1:29.363	98.8	3:25:24.350
55	1	4:48.201	1:21.934	2:05.186	1:21.081	87.5	3:30:12.551
56	1	4:36.717	1:16.211	2:06.165	1:14.341	91.1	3:34:49.268
57	1	4:32.528	1:19.947	2:07.148	1:05.433	92.5	3:39:21.796
58	1	3:23.762	58.016	1:31.692	54.054	123.7	3:42:45.558
59	1	3:29.289	59.833	1:34.141	55.315	120.5	3:46:14.847
60	1	3:27.916	58.519	1:35.550	53.847	121.3	3:49:42.763
61	1	3:20.145	59.388	1:29.309	51.448	126.0	3:53:02.908
62	1	3:16.162	56.576	1:29.457	50.129	128.5	3:56:19.070
63	1	3:12.347	56.180	1:25.909	50.258	131.1	3:59:31.417
64	1	3:15.212	55.822	1:29.719	49.671	129.2	4:02:46.629
65	1	3:16.579	56.281	1:27.945	52.353	128.3	4:06:03.208
66	1	3:15.989	56.374	1:28.988	50.627	128.7	4:09:19.197
67	1	3:22.205	57.607	1:30.652	53.946	124.7	4:12:41.402
68	1	3:15.780	57.524	1:27.678	50.578	128.8	4:15:57.182
69	1	3:15.800	56.059	1:28.666	51.075	128.8	4:19:12.982
70	1	3:13.586	57.022	1:25.936	50.628	130.2	4:22:26.568
71	1	3:15.144	56.724	1:27.249	51.171	129.2	4:25:41.712
72	1	3:14.666	57.289	1:26.559	50.818	129.5	4:28:56.378
73	1	3:15.655	58.832	1:25.967	50.856	128.9	4:32:12.033
74	1	3:15.096	57.061	1:26.110	51.925	129.2	4:35:27.129
75	1	3:17.793	56.830	1:27.095	53.868	127.5	4:38:44.922
76	1	3:20.218	56.151	1:26.782	57.285	125.9	4:42:05.140
77	1	3:14.281	57.603	1:26.307	50.371	129.8	4:45:19.421
78	1	3:14.174	56.411	1:27.547	50.216	129.9	4:48:33.595
79	1	3:15.168	56.167	1:27.419	51.582	129.2	4:51:48.763
80	1	3:16.143	57.033	1:28.264	50.846	128.5	4:55:04.906
81	1	3:15.371	56.066	1:28.375	50.930	129.1	4:58:20.277
82	1	3:46.217 B	56.289	1:38.983	1:10.945	111.5	5:02:06.494
83	1	8:54.922	6:04.616	1:47.381	1:02.925	47.1	5:11:01.416
84	1	3:43.126	1:04.823	1:40.623	57.680	113.0	5:14:44.542
85	1	3:24.029	1:00.428	1:31.092	52.509	123.6	5:18:08.571
86	1	3:23.452	58.413	1:32.858	52.181	123.9	5:21:32.023
87	1	3:33.101	1:00.957	1:37.109	55.035	118.3	5:25:05.124
88	1	3:26.361	58.899	1:32.430	55.032	122.2	5:28:31.485
89	1	3:26.011	59.036	1:32.560	54.415	122.4	5:31:57.496
90	1	3:25.920	1:00.135	1:32.582	53.203	122.4	5:35:23.416
91	1	3:25.538	58.588	1:29.674	57.276	122.7	5:38:48.954
92	1	4:12.227	1:01.756	2:00.376	1:10.095	100.0	5:43:01.181
93	1	3:20.058	58.026	1:30.340	51.692	126.0	5:46:21.239
94	1	3:16.104	56.959	1:28.179	50.966	128.6	5:49:37.343
95	1	3:18.426	57.821	1:28.680	51.925	127.1	5:52:55.769
96	1	3:21.441	57.547	1:31.300	52.594	125.2	5:56:17.210
97	1	3:25.263	58.315	1:34.008	52.940	122.8	5:59:42.473

97 1.Frank DEPTA 2.Paul FRIEDRICHS 3.Max-Gerrit WESTHOFF — FORD Mustang CT10

Lap	D	Time	Sector 1	Sector 2	Sector 3	Kph	Elapsed
1	1	5:41.476	2:51.872	1:47.399	1:02.205	72.6	5:41.476
2	1	3:46.260	1:03.527	1:46.287	56.446	111.4	9:27.736
3	1	3:43.809	1:01.779	1:43.601	58.429	112.7	13:11.545
4	1	3:50.840	1:06.926	1:46.608	57.306	109.2	17:02.385
5	1	3:44.468	1:03.089	1:44.563	56.816	112.3	20:46.853
6	1	4:00.148	1:07.869	1:48.193	1:04.086	105.0	24:47.001
7	1	3:47.228	1:04.653	1:44.850	57.725	111.0	28:34.229
8	1	3:47.342	1:04.014	1:45.185	58.143	110.9	32:21.571
9	1	3:51.139	1:05.025	1:46.233	59.881	109.1	36:12.710
10	1	3:54.810	1:05.353	1:48.730	1:00.727	107.4	40:07.520
11	1	3:52.854	1:06.010	1:47.120	59.724	108.3	44:00.374
12	1	3:57.340	1:08.191	1:48.433	1:00.716	106.2	47:57.714
13	1	3:51.975	1:05.412	1:46.371	1:00.192	108.7	51:49.689
14	1	3:49.205	1:03.661	1:47.668	57.876	110.0	55:38.894
15	1	3:48.021	1:01.791	1:46.592	59.638	110.6	59:26.915
16	1	3:47.112	1:01.905	1:46.721	58.486	111.0	1:03:14.027
17	1	4:07.555	1:09.020	1:53.024	1:05.511	101.9	1:07:21.582
18	1	3:56.121	1:07.218	1:48.857	1:00.046	106.8	1:11:17.703
19	1	4:32.826	1:28.482	2:00.461	1:03.883	92.4	1:15:50.529
20	1	3:49.846	1:03.705	1:45.958	1:00.183	109.7	1:19:40.375
21	1	3:41.989	1:01.101	1:44.051	56.837	113.6	1:23:22.364
22	1	3:59.327 B	1:02.436	1:47.096	1:09.795	105.4	1:27:21.691
23	1	11:35.934	8:51.891	1:46.026	58.017	36.2	1:38:57.625
24	1	3:43.441	1:01.083	1:44.098	58.260	112.8	1:42:41.066
25	1	3:42.098	1:00.492	1:44.064	57.542	113.5	1:46:23.164
26	1	3:37.931	59.783	1:42.105	56.043	115.7	1:50:01.095
27	1	3:37.615	1:00.101	1:42.154	55.360	115.9	1:53:38.710
28	1	3:38.272	59.883	1:42.827	55.562	115.5	1:57:16.982
29	1	3:43.795	1:00.049	1:42.818	1:00.928	112.7	2:01:00.777
30	1	3:41.336	1:02.402	1:43.009	55.925	113.9	2:04:42.113
31	1	3:42.047	59.517	1:43.018	59.512	113.6	2:08:24.160
32	1	3:42.354	1:01.815	1:44.530	56.009	113.4	2:12:06.514
33	1	3:36.592	59.915	1:41.698	54.979	116.4	2:15:43.106
34	1	3:34.524	59.320	1:40.260	54.944	117.5	2:19:17.630
35	1	3:35.800	58.565	1:41.898	55.337	116.8	2:22:53.430
36	1	3:35.442	59.264	1:42.659	53.519	117.0	2:26:28.872
37	1	3:32.033	58.696	1:38.809	54.528	118.9	2:30:00.905
38	1	3:33.831	59.193	1:40.296	54.342	117.9	2:33:34.736
39	1	3:33.739	59.064	1:40.995	53.680	118.0	2:37:08.475
40	1	3:35.152	59.727	1:41.541	53.884	117.2	2:40:43.627
41	1	3:29.553	58.577	1:36.991	53.985	120.3	2:44:13.180
42	1	3:29.093	58.756	1:35.612	54.725	120.6	2:47:42.273
43	1	3:22.523	57.288	1:33.736	51.499	124.5	2:51:04.796
44	1	3:27.041	57.337	1:36.501	53.203	121.8	2:54:31.837
45	1	3:25.246	58.311	1:35.916	51.019	122.8	2:57:57.083
46	1	3:22.657	56.831	1:34.114	51.712	124.4	3:01:19.740
47	1	3:21.008	56.670	1:32.719	51.619	125.4	3:04:40.748
48	1	3:20.192	56.691	1:30.399	53.102	125.9	3:08:00.940
49	1	3:24.547	57.861	1:32.030	54.656	123.3	3:11:25.487
50	1	3:18.741	57.482	1:31.066	50.193	126.9	3:14:44.228
51	1	3:17.978	56.944	1:30.340	50.694	127.4	3:18:02.206
52	1	3:27.612	55.958	1:36.168	55.486	121.4	3:21:29.818
53	1	4:03.927	1:00.786	1:38.599	1:24.542	103.4	3:25:33.745

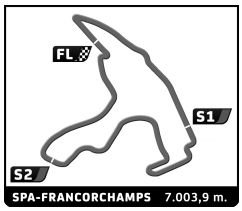

Spa Six Hours Endurance

SPA SIX HOURS

Race

Analysis

Personal Best | Session Best | B Crossing the finish line in pit lane

Lap	D	Time	Sector 1	Sector 2	Sector 3	Kph	Elapsed
54	1	4:46.232	1:20.261	2:03.353	1:22.618	88.1	3:30:19.977
55	1	4:44.849 B	1:14.960	2:03.948	1:25.941	88.5	3:35:04.826
56	1	11:04.453	8:37.130	1:33.995	53.328	37.9	3:46:09.279
57	1	3:19.526	56.633	1:31.916	50.977	126.4	3:49:28.805
58	1	3:15.678	56.339	1:28.689	50.650	128.9	3:52:44.483
59	1	3:12.809	54.716	1:28.774	49.319	130.8	3:55:57.292
60	1	3:15.289	54.914	1:28.622	51.753	129.1	3:59:12.581
61	1	3:12.177	55.097	1:27.975	49.105	131.2	4:02:24.758
62	1	3:11.303	54.121	1:28.190	48.992	131.8	4:05:36.061
63	1	3:12.493	54.852	1:28.769	48.872	131.0	4:08:48.554
64	1	3:15.200	55.167	1:28.790	51.243	129.2	4:12:03.754
65	1	3:15.324	55.273	1:30.317	49.734	129.1	4:15:19.078
66	1	3:14.866	54.176	1:29.389	51.301	129.4	4:18:33.944
67	1	3:15.019	53.641	1:29.793	51.585	129.3	4:21:48.963
68	1	3:13.315	55.319	1:29.043	48.953	130.4	4:25:02.278
69	1	3:11.020	54.370	1:27.513	49.137	132.0	4:28:13.298
70	1	3:09.585	53.905	1:27.146	48.534	133.0	4:31:22.883
71	1	3:09.297	53.879	1:26.514	48.904	133.2	4:34:32.180
72	1	3:12.905	53.786	1:30.755	48.364	130.7	4:37:45.085
73	1	3:13.811	53.791	1:28.581	51.439	130.1	4:40:58.896
74	1	3:11.841	54.824	1:26.579	50.438	131.4	4:44:10.737
75	1	3:10.705	52.877	1:28.525	49.303	132.2	4:47:21.442
76	1	3:08.799	52.861	1:27.280	48.658	133.6	4:50:30.241
77	1	3:09.228	52.168	1:27.458	49.602	133.2	4:53:39.469
78	1	3:11.450	55.334	1:27.378	48.738	131.7	4:56:50.919
79	1	3:11.160	53.304	1:27.021	50.835	131.9	5:00:02.079
80	1	4:02.972	57.148	1:42.914	1:22.910	103.8	5:04:05.051
81	1	4:37.882	1:20.013	2:01.723	1:16.146	90.7	5:08:42.933
82	1	4:21.456	1:14.523	2:00.379	1:06.554	96.4	5:13:04.389
83	1	3:20.948	56.940	1:28.281	55.727	125.5	5:16:25.337
84	1	3:09.811	53.881	1:27.207	48.723	132.8	5:19:35.148
85	1	3:11.076	54.135	1:27.452	49.489	132.0	5:22:46.224
86	1	3:08.895	52.648	1:26.953	49.294	133.5	5:25:55.119
87	1	3:13.203	52.678	1:26.987	53.538	130.5	5:29:08.322
88	1	3:12.536	56.277	1:27.090	49.169	131.0	5:32:20.858
89	1	3:11.141	52.725	1:27.712	50.704	131.9	5:35:31.999
90	1	3:18.433	52.472	1:28.838	57.123	127.1	5:38:50.432
91	1	4:11.209	1:01.385	2:00.417	1:09.407	100.4	5:43:01.641
92	1	3:12.480	54.355	1:28.535	49.590	131.0	5:46:14.121
93	1	3:11.143	53.725	1:27.655	49.763	131.9	5:49:25.264
94	1	3:08.901	53.428	1:27.360	48.113	133.5	5:52:34.165
95	1	3:13.294	53.839	1:28.405	51.050	130.4	5:55:47.459
96	1	3:10.451	51.999	1:25.958	52.494	132.4	5:58:57.910
97	1	3:10.225	53.515	1:26.916	49.794	132.5	6:02:08.135

98 1.Jim FARLEY 2.Eric VAN DE POELE — FORD GT40 GTP+

Lap	D	Time	Sector 1	Sector 2	Sector 3	Kph	Elapsed
1	1	3:39.086	56.630	1:44.459	57.997	113.1	3:39.086
2	1	3:35.719	58.366	1:42.580	54.773	116.9	7:14.805
3	1	3:30.100	55.755	1:40.744	53.601	120.0	10:44.905
4	1	3:27.527	54.900	1:39.020	53.607	121.5	14:12.432
5	1	3:30.278	55.701	1:40.520	54.057	119.9	17:42.710
6	1	3:28.145	54.450	1:40.319	53.376	121.1	21:10.855
7	1	3:35.804	55.157	1:41.155	59.492	116.8	24:46.659
8	1	3:32.810	57.327	1:41.586	53.897	118.5	28:19.469
9	1	3:33.935	58.294	1:40.176	55.465	117.9	31:53.404
10	1	3:31.763	55.595	1:40.420	55.748	119.1	35:25.167
11	1	3:35.978	57.020	1:41.335	57.623	116.7	39:01.145
12	1	3:32.504	55.230	1:41.331	55.943	118.7	42:33.649
13	1	3:39.397	58.078	1:43.847	57.472	114.9	46:13.046
14	1	3:37.307	59.448	1:42.752	55.107	116.0	49:50.353
15	1	3:34.145	56.427	1:42.000	55.718	117.7	53:24.498
16	1	3:36.011	56.713	1:42.773	56.525	116.7	57:00.509
17	1	3:41.619 B	55.392	1:40.737	1:05.490	113.8	1:00:42.128
18	1	9:21.839	6:05.597	1:49.683	1:26.559	44.9	1:10:03.967
19	1	4:18.190	1:11.658	1:59.183	1:07.349	97.7	1:14:22.157
20	1	3:22.916	53.797	1:36.976	52.143	124.3	1:17:45.073
21	1	3:23.090	54.868	1:37.015	51.207	124.2	1:21:08.163
22	1	3:23.184	53.583	1:37.192	52.409	124.1	1:24:31.347
23	1	3:23.694	53.308	1:39.429	50.957	123.8	1:27:55.041
24	1	3:20.555	52.588	1:36.437	51.530	125.7	1:31:15.596
25	1	3:19.224	51.849	1:36.344	51.031	126.6	1:34:34.820
26	1	3:18.160	51.543	1:35.769	50.848	127.2	1:37:52.980
27	1	3:19.830	51.854	1:34.868	53.108	126.2	1:41:12.810
28	1	3:18.193	51.902	1:36.112	50.179	127.2	1:44:31.003
29	1	3:17.584	52.007	1:34.907	50.670	127.6	1:47:48.587
30	1	3:20.390	52.738	1:37.182	50.470	125.8	1:51:08.977
31	1	3:17.332	51.912	1:33.565	51.855	127.8	1:54:26.309
32	1	3:17.957	52.528	1:34.474	50.955	127.4	1:57:44.266
33	1	3:19.420	52.107	1:34.574	52.739	126.4	2:01:03.686
34	1	3:25.800	58.193	1:35.144	52.463	122.5	2:04:29.486
35	1	3:23.666	52.619	1:35.947	55.100	123.8	2:07:53.152
36	1	3:18.583	52.189	1:35.631	50.763	127.0	2:11:11.735
37	1	3:23.739	52.632	1:35.562	55.545	123.8	2:14:35.474
38	1	3:16.800	51.690	1:34.554	50.556	128.1	2:17:52.274
39	1	3:17.518	52.403	1:34.294	50.821	127.7	2:21:09.792
40	1	3:17.562	54.128	1:34.467	48.967	127.6	2:24:27.354
41	1	3:15.282	51.792	1:34.235	49.255	129.1	2:27:42.636
42	1	3:13.976	51.557	1:33.550	48.869	130.0	2:30:56.612
43	1	3:14.368	51.270	1:32.919	50.179	129.7	2:34:10.980
44	1	3:12.737	51.870	1:32.298	48.569	130.8	2:37:23.717
45	1	3:15.592	52.891	1:33.511	49.190	128.9	2:40:39.309
46	1	3:13.749	51.939	1:33.466	48.344	130.1	2:43:53.058
47	1	3:13.747	52.306	1:32.285	49.156	130.1	2:47:06.805
48	1	3:16.332 B	51.657	1:29.477	55.198	128.4	2:50:23.137
49	1	11:15.134	8:53.233	1:33.584	48.317	37.3	3:01:38.271
50	1	3:14.214	54.626	1:31.540	48.048	129.8	3:04:52.485
51	1	3:11.380	51.841	1:30.083	49.456	131.7	3:08:03.865
52	1	3:12.811	54.321	1:30.227	48.263	130.8	3:11:16.676
53	1	3:13.326	54.036	1:29.967	49.323	130.4	3:14:30.002
54	1	3:10.099	51.223	1:30.119	48.757	132.6	3:17:40.101
55	1	3:26.434	51.612	1:33.651	1:01.171	122.1	3:21:06.535
56	1	4:14.422	1:06.840	1:39.580	1:28.002	99.1	3:25:20.957
57	1	4:48.750	1:22.327	2:05.819	1:20.604	87.3	3:30:09.707
58	1	4:36.703	1:16.772	2:06.596	1:13.335	91.1	3:34:46.410
59	1	4:33.561	1:21.326	2:07.392	1:04.843	92.2	3:39:19.971
60	1	3:13.803	53.153	1:32.219	48.431	130.1	3:42:33.774
61	1	3:07.626	52.399	1:27.316	47.911	134.4	3:45:41.400
62	1	3:06.253	51.257	1:26.521	48.475	135.4	3:48:47.653
63	1	3:07.599	51.359	1:26.044	50.196	134.4	3:51:55.252
64	1	3:07.603	51.805	1:27.387	48.411	134.4	3:55:02.855
65	1	3:05.890	51.040	1:25.942	48.908	135.6	3:58:08.745
66	1	3:04.016	51.299	1:24.646	48.071	137.0	4:01:12.761
67	1	3:02.961	50.785	1:25.947	46.229	137.8	4:04:15.722
68	1	3:07.174	51.127	1:26.524	49.523	134.7	4:07:22.896
69	1	3:06.513	49.949	1:26.782	49.782	135.2	4:10:29.409

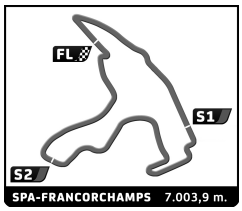

Spa Six Hours Endurance
SPA SIX HOURS
Race
Analysis

Personal Best | Session Best | **B** Crossing the finish line in pit lane

99 — 1.Alexis DE BEAUMONT, 2. MAVERICK, 3.Eric DE DONCKER — SHELBY Cobra GTS12

Lap	D	Time	Sector 1	Sector 2	Sector 3	Kph	Elapsed
1	1	3:42.824	1:04.989	1:41.420	56.415	111.2	3:42.824
2	1	3:30.647	57.135	1:40.520	52.992	119.7	7:13.471
3	1	3:27.258	55.425	1:38.205	53.628	121.7	10:40.729
4	1	3:28.986	56.267	1:39.809	52.910	120.6	14:09.715
5	1	3:26.460	54.918	1:38.269	53.273	122.1	17:36.175
6	1	3:25.851	54.154	1:39.035	52.662	122.5	21:02.026
7	1	3:28.631	55.815	1:38.498	54.318	120.9	24:30.657
8	1	3:31.014	57.734	1:39.978	53.302	119.5	28:01.671
9	1	3:32.294	57.884	1:38.297	56.113	118.8	31:33.965
10	1	3:32.746	56.099	1:41.853	54.794	118.5	35:06.711
11	1	3:29.453	55.935	1:39.036	54.482	120.4	38:36.164
12	1	3:35.635	56.837	1:42.797	56.001	116.9	42:11.799
13	1	3:38.384	58.302	1:41.717	58.365	115.5	45:50.183
14	1	3:35.743	57.004	1:45.541	53.198	116.9	49:25.926
15	1	3:33.589	57.031	1:40.644	55.914	118.0	52:59.515
16	1	3:31.562	56.765	1:39.679	55.118	119.2	56:31.077
17	1	3:32.691	56.681	1:42.110	53.900	118.5	1:00:03.768
18	1	3:31.443	56.083	1:39.298	56.062	119.2	1:03:35.211
19	1	4:05.057	1:02.607	1:49.349	1:13.101	102.9	1:07:40.268
20	1	3:58.580	1:09.298	1:49.098	1:00.184	105.7	1:11:38.848
21	1	4:05.228	1:12.907	1:53.586	58.735	102.8	1:15:44.076
22	1	3:36.171	1:00.042	1:41.578	54.551	116.6	1:19:20.247
23	1	3:34.911	57.358	1:41.956	55.597	117.3	1:22:55.158
24	1	3:33.478	56.583	1:40.880	56.015	118.1	1:26:28.636
25	1	3:31.495	56.702	1:39.915	54.878	119.2	1:30:00.131
26	1	3:29.785	56.322	1:38.955	54.508	120.2	1:33:29.916
27	1	3:29.871	56.436	1:39.584	53.851	120.1	1:36:59.787
28	1	3:37.295	57.876	1:43.066	56.353	116.0	1:40:37.082
29	1	3:33.768	58.355	1:41.074	54.339	118.0	1:44:10.850
30	1	3:32.387	57.415	1:40.715	54.257	118.7	1:47:43.237
31	1	3:33.165	57.288	1:42.381	53.496	118.3	1:51:16.402
32	1	3:44.251 **B**	56.707	1:42.920	1:04.624	112.4	1:55:00.653
33	1	15:53.392	...	1:49.123	57.898	26.4	2:10:54.045
34	1	3:43.480	59.354	1:45.047	59.079	112.8	2:14:37.525
35	1	3:39.963	59.234	1:44.493	56.236	114.6	2:18:17.488
36	1	3:39.328	58.602	1:44.151	56.575	115.0	2:21:56.816
37	1	3:34.748	59.240	1:41.073	54.435	117.4	2:25:31.564
38	1	3:35.017	58.277	1:42.995	53.745	117.3	2:29:06.581
39	1	3:33.363	57.745	1:40.625	54.993	118.2	2:32:39.944
40	1	3:32.933	58.888	1:40.720	53.325	118.4	2:36:12.877
41	1	3:31.133	58.462	1:39.768	52.903	119.4	2:39:44.010
42	1	3:27.849	57.640	1:38.352	51.857	121.3	2:43:11.859
43	1	3:28.275	57.633	1:38.638	52.004	121.1	2:46:40.134
44	1	3:25.996	57.178	1:37.315	51.503	122.4	2:50:06.130
45	1	3:21.508	56.499	1:34.712	50.297	125.1	2:53:27.638
46	1	3:24.393	56.064	1:33.990	54.339	123.4	2:56:52.031
47	1	3:18.754	57.132	1:32.276	49.346	126.9	3:00:10.785
48	1	3:17.554	54.601	1:30.894	52.059	127.6	3:03:28.339
49	1	3:20.012	55.504	1:33.613	50.895	126.1	3:06:48.351
50	1	3:19.258	54.547	1:33.142	51.569	126.5	3:10:07.609
51	1	3:11.313	53.396	1:29.238	48.679	131.8	3:13:18.922
52	1	3:14.483	53.710	1:30.797	49.976	129.6	3:16:33.405
53	1	3:16.220	53.992	1:29.863	52.365	128.5	3:19:49.625
54	1	3:41.368	1:02.956	1:37.954	1:00.458	113.9	3:23:30.993
55	1	4:31.425 **B**	1:01.353	1:46.173	1:43.899	92.9	3:28:02.418
56	1	11:30.825	8:20.252	2:03.822	1:06.751	36.5	3:39:33.243
57	1	3:17.055	56.156	1:31.435	49.464	128.0	3:42:50.298
58	1	3:18.893	55.724	1:32.001	51.168	126.8	3:46:09.191
59	1	3:09.373	53.092	1:28.630	47.651	133.1	3:49:18.564
60	1	3:08.956	52.701	1:27.411	48.844	133.4	3:52:27.520
61	1	3:12.236	52.490	1:29.978	49.768	131.2	3:55:39.756
62	1	3:10.684	52.568	1:29.361	48.755	132.2	3:58:50.440
63	1	3:09.475	51.811	1:29.496	48.168	133.1	4:01:59.915
64	1	3:06.348	51.653	1:26.751	47.944	135.3	4:05:06.263
65	1	3:06.918	51.286	1:26.977	48.655	134.9	4:08:13.181
66	1	3:08.693	51.740	1:28.129	48.824	133.6	4:11:21.874
67	1	3:12.098	51.508	1:32.292	48.298	131.3	4:14:33.972
68	1	3:07.437	51.514	1:27.058	48.865	134.5	4:17:41.409
69	1	3:06.443	51.203	1:26.606	48.634	135.2	4:20:47.852
70	1	3:09.649	52.292	1:26.410	50.947	133.0	4:23:57.501
71	1	3:04.471	50.159	1:25.298	49.014	136.7	4:27:01.972
72	1	3:06.531	53.062	1:27.043	46.426	135.2	4:30:08.503
73	1	3:04.842	51.048	1:27.410	46.384	136.4	4:33:13.345
74	1	3:06.545	50.718	1:26.499	49.328	135.2	4:36:19.890
75	1	3:02.800	50.673	1:25.320	46.807	137.9	4:39:22.690
76	1	3:01.104	50.683	1:24.187	46.234	139.2	4:42:23.794
77	1	3:03.772	50.005	1:25.676	48.091	137.2	4:45:27.566
78	1	3:00.083	49.708	1:24.626	45.749	140.0	4:48:27.649
79	1	3:01.761	49.802	1:24.487	47.472	138.7	4:51:29.410
80	1	3:05.505	49.737	1:27.495	48.273	135.9	4:54:34.915
81	1	3:03.804	49.022	1:26.995	47.787	137.2	4:57:38.719
82	1	3:36.753 **B**	49.700	1:35.491	1:11.562	116.3	5:01:15.472
83	1	13:21.543	...	1:36.234	49.308	31.5	5:14:37.015
84	1	3:04.088	51.695	1:26.146	46.247	137.0	5:17:41.103
85	1	3:02.654	49.053	1:26.220	47.381	138.0	5:20:43.757
86	1	3:03.596	49.739	1:26.348	47.509	137.3	5:23:47.353
87	1	3:03.332	50.811	1:26.222	46.299	137.5	5:26:50.685
88	1	3:05.927	50.958	1:27.424	47.545	135.6	5:29:56.612
89	1	3:04.837	50.567	1:26.884	47.386	136.4	5:33:01.449
90	1	3:00.806	49.661	1:24.196	46.949	139.5	5:36:02.255
91	1	3:19.200	51.461	1:26.829	1:00.910	126.6	5:39:21.455
92	1	3:44.512	56.066	1:39.299	1:09.147	112.3	5:43:05.967
93	1	3:06.961	50.753	1:28.737	47.471	134.9	5:46:12.928
94	1	3:07.211	50.157	1:26.311	50.743	134.7	5:49:20.139
95	1	3:01.358	49.470	1:24.268	47.620	139.0	5:52:21.497
96	1	3:07.118	53.480	1:24.831	48.807	134.7	5:55:28.615
97	1	3:04.658	51.433	1:25.331	47.894	136.5	5:58:33.273
98	1	3:03.675	51.168	1:25.571	46.936	137.3	6:01:36.948

100 — 1.Bernd GEORGI, 2.Manfredo ROSSI DI MON', 3.Pietro VERGNANO — FORD Falcon Sprint CT10

Lap	D	Time	Sector 1	Sector 2	Sector 3	Kph	Elapsed
1	1	4:32.009	1:48.768	1:44.597	58.644	91.1	4:32.009
2	1	3:44.004	1:02.543	1:43.907	57.554	112.6	8:16.013
3	1	3:49.261	1:02.460	1:47.806	58.995	110.0	12:05.274
4	1	3:39.793	1:01.309	1:42.110	56.374	114.7	15:45.067
5	1	3:39.051	59.689	1:41.267	58.095	115.1	19:24.118
6	1	3:43.837	1:02.881	1:43.769	57.187	112.6	23:07.955
7	1	3:45.454	1:01.491	1:45.488	58.475	111.8	26:53.409
8	1	3:43.494	1:02.012	1:44.452	57.030	112.8	30:36.903
9	1	3:40.098	1:00.357	1:42.557	57.184	114.6	34:17.001
10	1	3:42.493	59.699	1:44.877	57.917	113.3	37:59.494
11	1	3:45.818	1:00.280	1:45.939	59.599	111.7	41:45.312
12	1	3:45.261	1:01.709	1:44.995	58.557	111.9	45:30.573

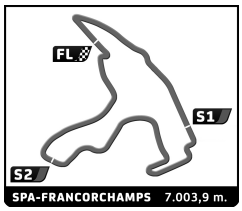

Spa Six Hours Endurance

SPA SIX HOURS

Race

Analysis

Personal Best | Session Best | **B** Crossing the finish line in pit lane

Lap	D	Time	Sector 1	Sector 2	Sector 3	Kph	Elapsed
13	1	3:43.211	1:00.603	1:44.938	57.670	113.0	49:13.784
14	1	3:45.247	1:01.089	1:45.547	58.611	111.9	52:59.031
15	1	3:47.549	1:01.893	1:48.840	56.816	110.8	56:46.580
16	1	3:42.025	1:00.630	1:44.971	56.424	113.6	1:00:28.605
17	1	3:40.165	59.854	1:43.025	57.286	114.5	1:04:08.770
18	1	5:06.040	1:19.558	2:20.253	1:26.229	82.4	1:09:14.810
19	1	4:31.888	1:23.842	1:58.307	1:09.739	92.7	1:13:46.698
20	1	3:43.968	1:00.570	1:45.434	57.964	112.6	1:17:30.666
21	1	3:42.599	1:01.526	1:44.422	56.651	113.3	1:21:13.265
22	1	3:41.058	1:01.409	1:42.452	57.197	114.1	1:24:54.323
23	1	3:39.341	59.793	1:41.878	57.670	115.0	1:28:33.664
24	1	3:40.206	1:00.163	1:44.043	56.000	114.5	1:32:13.870
25	1	3:38.940	59.988	1:42.547	56.405	115.2	1:35:52.810
26	1	3:41.983	1:01.346	1:44.476	56.161	113.6	1:39:34.793
27	1	3:43.734	1:00.121	1:45.073	58.540	112.7	1:43:18.527
28	1	3:42.844	1:01.858	1:43.969	57.017	113.1	1:47:01.371
29	1	3:39.984	1:00.020	1:43.303	56.661	114.6	1:50:41.355
30	1	3:52.747 **B**	1:00.661	1:44.852	1:07.234	108.3	1:54:34.102
31	1	10:46.150	8:01.151	1:45.424	59.575	39.0	2:05:20.252
32	1	3:49.607	1:03.026	1:45.773	1:00.808	109.8	2:09:09.859
33	1	3:51.288	1:02.645	1:49.665	58.978	109.0	2:13:01.147
34	1	3:45.070	1:02.138	1:44.217	58.715	112.0	2:16:46.217
35	1	3:43.496	1:03.420	1:43.395	56.681	112.8	2:20:29.713
36	1	3:42.129	1:01.306	1:43.899	56.924	113.5	2:24:11.842
37	1	3:42.743	1:01.394	1:44.454	56.895	113.2	2:27:54.585
38	1	3:41.290	1:00.313	1:44.544	56.433	113.9	2:31:35.875
39	1	3:36.871	1:00.637	1:40.933	55.301	116.3	2:35:12.746
40	1	3:37.779	1:00.560	1:41.622	55.597	115.8	2:38:50.525
41	1	3:33.021	1:00.662	1:38.461	53.898	118.4	2:42:23.546
42	1	3:34.802	59.356	1:40.165	55.281	117.4	2:45:58.348
43	1	3:30.827	58.852	1:37.479	54.496	119.6	2:49:29.175
44	1	3:28.326	58.825	1:36.383	53.118	121.0	2:52:57.501
45	1	3:25.801	58.314	1:35.048	52.439	122.5	2:56:23.302
46	1	3:26.451	58.518	1:35.546	52.387	122.1	2:59:49.753
47	1	3:27.977	57.966	1:37.653	52.358	121.2	3:03:17.730
48	1	3:25.716	57.506	1:36.694	51.516	122.6	3:06:43.446
49	1	3:24.300	57.121	1:33.111	54.068	123.4	3:10:07.746
50	1	3:20.619	56.520	1:33.265	50.834	125.7	3:13:28.365
51	1	3:20.663	56.480	1:33.161	51.022	125.7	3:16:49.028
52	1	3:19.551	56.576	1:29.822	53.153	126.4	3:20:08.579
53	1	4:56.125	1:22.619	2:07.584	1:25.922	85.1	3:25:04.704
54	1	4:52.608	1:24.826	2:09.854	1:17.928	86.2	3:29:57.312
55	1	4:38.647	1:18.180	2:08.469	1:11.998	90.5	3:34:35.959
56	1	4:35.348	1:19.369	2:10.937	1:05.042	91.6	3:39:11.307
57	1	3:21.354	58.215	1:31.661	51.478	125.2	3:42:32.661
58	1	3:18.454	56.100	1:31.223	51.131	127.1	3:45:51.115
59	1	3:18.922	56.515	1:29.510	52.897	126.8	3:49:10.037
60	1	3:17.314	55.872	1:29.637	51.805	127.8	3:52:27.351
61	1	3:26.299 **B**	56.588	1:30.510	59.201	122.2	3:55:53.650
62	1	10:16.755	7:56.722	1:29.506	50.527	40.9	4:06:10.405
63	1	3:15.078	55.058	1:30.161	49.859	129.3	4:09:25.483
64	1	3:13.335	54.683	1:27.647	51.005	130.4	4:12:38.818
65	1	3:09.081	54.129	1:25.552	49.400	133.4	4:15:47.899
66	1	3:10.156	54.395	1:26.651	49.110	132.6	4:18:58.055
67	1	3:11.349	54.921	1:26.849	49.579	131.8	4:22:09.404
68	1	3:09.664	54.428	1:26.435	48.801	132.9	4:25:19.068
69	1	3:11.898	54.315	1:26.834	50.749	131.4	4:28:30.966
70	1	3:11.589	54.576	1:26.983	50.030	131.6	4:31:42.555
71	1	3:10.892	54.936	1:26.475	49.481	132.1	4:34:53.447
72	1	3:11.142	53.649	1:25.820	51.673	131.9	4:38:04.589
73	1	3:13.756	54.560	1:28.814	50.382	130.1	4:41:18.345
74	1	3:13.865	54.752	1:28.937	50.176	130.1	4:44:32.210
75	1	3:13.327	53.411	1:30.136	49.780	130.4	4:47:45.537
76	1	3:12.507	55.175	1:28.091	49.241	131.0	4:50:58.044
77	1	3:08.579	53.404	1:26.599	48.576	133.7	4:54:06.623
78	1	3:09.101	53.187	1:25.959	49.955	133.3	4:57:15.724
79	1	3:41.076	54.008	1:37.795	1:09.273	114.1	5:00:56.800
80	1	4:19.009	1:12.252	1:50.728	1:16.029	97.3	5:05:15.809
81	1	4:41.650	1:19.091	1:59.691	1:22.868	89.5	5:09:57.459
82	1	4:02.310	1:27.117	1:46.594	48.599	104.1	5:13:59.769
83	1	3:12.220	53.180	1:28.926	50.114	131.2	5:17:11.989
84	1	3:13.510	54.685	1:28.359	50.466	130.3	5:20:25.499
85	1	3:12.065	53.226	1:28.148	50.691	131.3	5:23:37.564
86	1	3:12.426	53.313	1:27.905	51.208	131.0	5:26:49.990
87	1	3:13.784	55.942	1:28.385	49.457	130.1	5:30:03.774
88	1	3:13.728	53.573	1:28.930	51.225	130.2	5:33:17.502
89	1	3:12.048	54.957	1:27.459	49.632	131.3	5:36:29.550
90	1	3:39.065	53.860	1:33.335	1:11.870	115.1	5:40:08.615
91	1	3:52.391	1:15.917	1:46.283	50.191	108.5	5:44:01.006
92	1	3:10.366	53.597	1:27.734	49.035	132.5	5:47:11.372
93	1	3:08.266	53.365	1:25.803	49.098	133.9	5:50:19.638
94	1	3:09.749	53.249	1:27.751	48.749	132.9	5:53:29.387
95	1	9:20.934	54.376	1:26.604	6:59.954	45.0	6:02:50.321

110 1.Richard OWEN 2.Iain ROWLEY 3.Mervyn SELWYN — FORD Galaxie 500XL CT10

Lap	D	Time	Sector 1	Sector 2	Sector 3	Kph	Elapsed
1	1	4:54.762	2:04.896	1:47.628	1:02.238	84.1	4:54.762
2	1	3:50.736	1:04.878	1:47.268	58.590	109.3	8:45.498
3	1	3:47.118	1:03.780	1:43.813	59.525	111.0	12:32.616
4	1	3:47.316	1:03.170	1:44.669	59.477	110.9	16:19.932
5	1	3:43.406	1:02.744	1:42.718	57.944	112.9	20:03.338
6	1	3:40.679	1:01.108	1:42.716	56.855	114.3	23:44.017
7	1	3:54.396	1:12.926	1:43.797	57.673	107.6	27:38.413
8	1	3:48.712	1:01.568	1:49.021	58.123	110.2	31:27.125
9	1	3:45.530	1:01.154	1:45.887	58.489	111.8	35:12.655
10	1	3:49.659	1:02.514	1:44.543	1:02.602	109.8	39:02.314
11	1	3:46.047	1:02.918	1:44.640	58.489	111.5	42:48.361
12	1	3:51.819	1:03.949	1:46.747	1:01.123	108.8	46:40.180
13	1	3:50.159	1:05.291	1:45.710	59.158	109.6	50:30.339
14	1	3:48.330	1:04.319	1:44.424	59.587	110.4	54:18.669
15	1	3:50.069	1:03.699	1:45.962	1:00.408	109.6	58:08.738
16	1	3:48.342	1:03.191	1:45.928	59.223	110.4	1:01:57.080
17	1	4:05.724	1:03.839	1:51.710	1:10.175	102.6	1:06:02.804
18	1	4:34.751	1:21.607	1:56.201	1:16.943	91.8	1:10:37.555
19	1	5:07.836 **B**	1:42.968	2:06.852	1:18.016	81.9	1:15:45.391
20	1	10:50.557	7:39.888	2:01.782	1:08.887	38.8	1:26:35.948
21	1	4:15.583	1:11.447	1:58.979	1:05.157	98.7	1:30:51.531
22	1	4:06.939	1:08.249	1:54.845	1:03.845	102.1	1:34:58.470
23	1	4:07.519	1:08.480	1:56.047	1:02.992	101.9	1:39:05.989
24	1	4:06.220	1:08.490	1:53.420	1:04.310	102.4	1:43:12.209
25	1	4:12.773	1:10.297	1:57.855	1:04.621	99.8	1:47:24.982
26	1	4:04.409	1:09.723	1:52.646	1:02.040	103.2	1:51:29.391
27	1	4:04.987	1:06.630	1:54.955	1:03.402	102.9	1:55:34.378
28	1	4:08.762	1:11.963	1:54.861	1:01.938	101.4	1:59:43.140
29	1	4:11.825	1:10.728	1:55.935	1:05.162	100.1	2:03:54.965
30	1	4:08.281	1:09.147	1:56.291	1:02.843	101.6	2:08:03.246

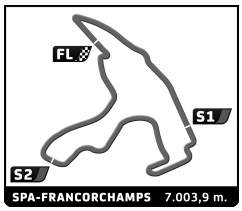

Spa Six Hours Endurance

SPA SIX HOURS

Race

Analysis

Personal Best | Session Best | B Crossing the finish line in pit lane

Lap	D	Time	Sector 1	Sector 2	Sector 3	Kph	Elapsed
31	1	4:15.644	1:07.562	1:59.081	1:09.001	98.6	2:12:18.890
32	1	4:12.872	1:11.521	1:55.760	1:05.591	99.7	2:16:31.762
33	1	4:05.419	1:07.661	1:54.662	1:03.096	102.7	2:20:37.181
34	1	4:05.247	1:08.956	1:52.992	1:03.299	102.8	2:24:42.428
35	1	4:08.742	1:11.267	1:53.721	1:03.754	101.4	2:28:51.170
36	1	4:14.924 B	1:08.412	1:54.091	1:12.421	98.9	2:33:06.094
37	1	11:00.551	8:06.540	1:52.466	1:01.545	38.2	2:44:06.645
38	1	3:55.171	1:08.173	1:48.188	58.810	107.2	2:48:01.816
39	1	3:47.757	1:04.258	1:45.424	58.075	110.7	2:51:49.573
40	1	3:42.033	1:04.602	1:42.179	55.252	113.6	2:55:31.606
41	1	3:42.307	1:02.833	1:43.047	56.427	113.4	2:59:13.913
42	1	3:39.754	1:03.197	1:40.136	56.421	114.7	3:02:53.667
43	1	3:38.355	1:03.199	1:40.228	54.928	115.5	3:06:32.022
44	1	3:35.062	1:01.231	1:38.472	55.359	117.2	3:10:07.084
45	1	3:34.697	1:01.941	1:39.124	53.632	117.4	3:13:41.781
46	1	3:33.645	1:00.594	1:39.487	53.564	118.0	3:17:15.426
47	1	3:57.592 B	1:00.087	1:39.987	1:17.518	106.1	3:21:13.018
48	1	6:14.606	2:59.126	1:49.249	1:26.231	67.3	3:27:27.624
49	1	4:43.953	1:17.534	1:58.464	1:27.955	88.8	3:32:11.577
50	1	4:35.641	1:24.291	1:57.168	1:14.182	91.5	3:36:47.218
51	1	4:08.507	1:09.737	1:52.689	1:06.081	101.5	3:40:55.725
52	1	4:06.980	1:11.363	1:53.328	1:02.289	102.1	3:45:02.705
53	1	4:23.883 B	1:10.108	1:53.725	1:20.050	95.6	3:49:26.588
54	1	13:40.357	...	1:51.671	1:02.009	30.7	4:03:06.945
55	1	3:58.693	1:13.875	1:44.620	1:00.198	105.6	4:07:05.638
56	1	3:41.219	1:02.158	1:39.908	59.153	114.0	4:10:46.857
57	1	3:46.979	1:03.281	1:41.777	1:01.921	111.1	4:14:33.836
58	1	5:36.328 B	1:02.093	1:52.101	2:42.134	75.0	4:20:10.164
59	1	6:40.667	3:55.281	1:46.534	58.852	62.9	4:26:50.831
60	1	3:41.811	1:03.112	1:41.174	57.525	113.7	4:30:32.642
61	1	3:45.285	1:02.723	1:41.189	1:01.373	111.9	4:34:17.927
62	1	3:51.467	1:02.792	1:44.904	1:03.771	108.9	4:38:09.394
63	1	4:36.260 B	1:04.854	1:40.000	1:51.406	91.3	4:42:45.654
64	1	14:34.132	...	1:53.765	1:00.407	28.8	4:57:19.786
65	1	3:46.636	1:01.566	1:42.036	1:03.034	111.3	5:01:06.422
66	1	4:16.343	1:10.418	1:47.625	1:18.300	98.4	5:05:22.765
67	1	4:42.059	1:17.024	1:59.484	1:25.551	89.4	5:10:04.824
68	1	4:10.515	1:25.439	1:48.073	57.003	100.6	5:14:15.339
69	1	3:47.382	1:02.284	1:46.991	58.107	110.9	5:18:02.721
70	1	3:47.174	1:03.176	1:44.075	59.923	111.0	5:21:49.895
71	1	3:52.017	1:07.347	1:45.531	59.139	108.7	5:25:41.912
72	1	3:49.169	1:06.345	1:45.126	57.698	110.0	5:29:31.081
73	1	3:46.115	1:03.067	1:44.758	58.290	111.5	5:33:17.196
74	1	3:49.192	1:03.783	1:45.003	1:00.406	110.0	5:37:06.388
75	1	3:54.738	1:04.357	1:47.683	1:02.698	107.4	5:41:01.126
76	1	3:49.455	1:05.331	1:45.497	58.627	109.9	5:44:50.581
77	1	3:39.327	1:02.068	1:40.042	57.217	115.0	5:48:29.908
78	1	3:40.547	1:01.804	1:41.150	57.593	114.3	5:52:10.455
79	1	3:39.899	1:00.957	1:41.087	57.855	114.7	5:55:50.354

112 1.Gon?alo GOMES 2.James CLARIDGE — LOTUS Elan GTS10

Lap	D	Time	Sector 1	Sector 2	Sector 3	Kph	Elapsed
1	1	4:14.574	1:31.608	1:44.431	58.535	97.3	4:14.574
2	1	3:41.167	1:01.615	1:43.890	55.662	114.0	7:55.741
3	1	3:31.180	57.230	1:39.480	54.470	119.4	11:26.921
4	1	3:32.326	58.128	1:40.600	53.598	118.8	14:59.247
5	1	3:32.407	56.941	1:41.060	54.406	118.7	18:31.654
6	1	3:32.656	57.667	1:41.446	53.543	118.6	22:04.310
7	1	3:32.288	57.195	1:40.348	54.745	118.8	25:36.598
8	1	3:31.748	57.661	1:40.704	53.383	119.1	29:08.346
9	1	3:33.863	57.462	1:39.452	56.949	117.9	32:42.209
10	1	3:31.911	57.008	1:40.333	54.570	119.0	36:14.120
11	1	3:33.220	57.142	1:41.235	54.843	118.3	39:47.340
12	1	3:32.387	57.258	1:40.604	54.525	118.7	43:19.727
13	1	3:33.068	57.456	1:41.832	53.780	118.3	46:52.795
14	1	3:30.685	57.053	1:40.324	53.308	119.7	50:23.480
15	1	3:31.982	57.368	1:40.788	53.826	118.9	53:55.462
16	1	3:30.044	56.572	1:39.405	54.067	120.0	57:25.506
17	1	3:27.946	56.114	1:39.085	52.747	121.3	1:00:53.452
18	1	3:34.510	57.316	1:38.924	58.270	117.5	1:04:27.962
19	1	5:02.004	1:10.053	2:19.369	1:32.582	83.5	1:09:29.966
20	1	4:29.303	1:20.819	1:56.597	1:11.887	93.6	1:13:59.269
21	1	3:30.212	56.923	1:39.186	54.103	119.9	1:17:29.481
22	1	3:31.801	56.748	1:40.139	54.914	119.0	1:21:01.282
23	1	3:34.279	57.477	1:41.433	55.369	117.7	1:24:35.561
24	1	3:44.806 B	1:01.539	1:43.015	1:00.252	112.2	1:28:20.367
25	1	8:12.872	5:27.835	1:46.088	58.949	51.2	1:36:33.239
26	1	4:09.960	1:02.670	2:06.698	1:00.592	100.9	1:40:43.199
27	1	3:46.783	1:01.647	1:47.859	57.277	111.2	1:44:29.982
28	1	3:57.212	1:13.778	1:45.854	57.580	106.3	1:48:27.194
29	1	3:50.889	1:02.824	1:47.445	1:00.620	109.2	1:52:18.083
30	1	3:41.803	1:02.404	1:42.541	56.858	113.7	1:55:59.886
31	1	3:44.267	1:01.021	1:45.992	57.254	112.4	1:59:44.153
32	1	3:41.403	1:01.256	1:43.335	56.812	113.9	2:03:25.556
33	1	3:39.807	59.857	1:41.992	57.958	114.7	2:07:05.363
34	1	3:47.185	1:02.119	1:46.644	58.422	111.0	2:10:52.548
35	1	3:43.330	1:00.017	1:45.121	58.192	112.9	2:14:35.878
36	1	3:38.635	1:00.241	1:42.040	56.354	115.3	2:18:14.513
37	1	3:49.020	59.292	1:52.275	57.453	110.1	2:22:03.533
38	1	3:45.411	59.923	1:45.156	1:00.332	111.9	2:25:48.944
39	1	3:44.483	59.139	1:46.934	58.410	112.3	2:29:33.427
40	1	3:41.061	1:00.493	1:44.302	56.266	114.1	2:33:14.488
41	1	3:34.649	58.639	1:41.803	54.207	117.5	2:36:49.137
42	1	3:32.332	58.575	1:39.691	54.066	118.7	2:40:21.469
43	1	3:29.283	56.883	1:39.035	53.365	120.5	2:43:50.752
44	1	3:29.405	57.247	1:38.466	53.692	120.4	2:47:20.157
45	1	3:25.594	56.614	1:37.123	51.857	122.6	2:50:45.751
46	1	3:23.120	56.915	1:34.546	51.659	124.1	2:54:08.871
47	1	3:24.294	57.777	1:34.450	52.067	123.4	2:57:33.165
48	1	3:22.190	56.264	1:33.148	52.778	124.7	3:00:55.355
49	1	3:27.347	57.777	1:36.846	52.724	121.6	3:04:22.702
50	1	3:27.868	56.895	1:37.307	53.666	121.3	3:07:50.570
51	1	3:23.120	57.504	1:34.268	51.348	124.1	3:11:13.690
52	1	3:22.455	55.987	1:32.587	53.881	124.5	3:14:36.145
53	1	3:21.597	56.001	1:32.477	53.119	125.1	3:17:57.742
54	1	3:22.984	54.898	1:33.382	54.704	124.2	3:21:20.726
55	1	4:18.444 B	1:06.854	1:39.289	1:32.301	97.6	3:25:39.170
56	1	7:07.077	4:52.416	1:27.303	47.358	59.0	3:32:46.247
57	1	4:25.079	1:13.994	1:51.418	1:19.667	95.1	3:37:11.326
58	1	3:38.334	1:12.183	1:35.112	51.039	115.5	3:40:49.660
59	1	3:03.863	54.120	1:23.260	46.483	137.1	3:43:53.523
60	1	3:03.368	52.935	1:24.329	46.104	137.5	3:46:56.891
61	1	2:59.734	51.393	1:21.900	46.441	140.3	3:49:56.625
62	1	3:03.921	51.942	1:23.233	48.746	137.1	3:53:00.546
63	1	3:04.411	53.207	1:22.468	48.736	136.7	3:56:04.957
64	1	3:06.318	52.041	1:24.684	49.593	135.3	3:59:11.275

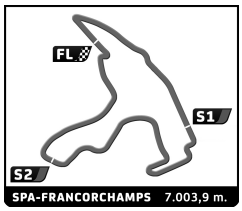

Spa Six Hours Endurance

SPA SIX HOURS

Race

Analysis

Personal Best | Session Best | **B** Crossing the finish line in pit lane

Lap	D	Time	Sector 1	Sector 2	Sector 3	Kph	Elapsed
65	1	3:02.544	52.543	1:22.729	47.272	138.1	4:02:13.819
66	1	3:01.609	51.990	1:22.349	47.270	138.8	4:05:15.428
67	1	3:03.941	52.564	1:25.021	46.356	137.1	4:08:19.369
68	1	3:03.267	52.498	1:24.253	46.516	137.6	4:11:22.636
69	1	3:03.849	51.433	1:24.132	48.284	137.1	4:14:26.485
70	1	3:06.515	52.444	1:26.026	48.045	135.2	4:17:33.000
71	1	3:00.935	51.060	1:23.030	46.845	139.4	4:20:33.935
72	1	3:00.184	51.820	1:21.402	46.962	139.9	4:23:34.119
73	1	3:02.005	51.448	1:24.345	46.212	138.5	4:26:36.124
74	1	3:00.440	51.610	1:22.758	46.072	139.7	4:29:36.564
75	1	3:01.384	51.886	1:22.868	46.630	139.0	4:32:37.948
76	1	2:58.717	51.566	1:21.043	46.108	141.1	4:35:36.665
77	1	3:01.975	51.149	1:22.922	47.904	138.6	4:38:38.640
78	1	3:02.722	50.813	1:23.668	48.241	138.0	4:41:41.362
79	1	3:04.103	51.944	1:25.257	46.902	137.0	4:44:45.465
80	1	3:03.157	51.514	1:25.207	46.436	137.7	4:47:48.622
81	1	3:05.935	52.421	1:27.197	46.317	135.6	4:50:54.557
82	1	3:06.450	51.079	1:28.593	46.778	135.2	4:54:01.007
83	1	3:03.887	51.317	1:24.783	47.787	137.1	4:57:04.894
84	1	3:02.745	51.449	1:22.059	49.237	138.0	5:00:07.639
85	1	4:00.763	58.261	1:41.037	1:21.465	104.7	5:04:08.402
86	1	4:38.476	1:19.356	2:01.912	1:17.208	90.5	5:08:46.878
87	1	4:19.641	1:13.053	2:00.339	1:06.249	97.1	5:13:06.519
88	1	3:03.162	54.104	1:22.683	46.375	137.7	5:16:09.681
89	1	2:58.670	51.677	1:21.297	45.696	141.1	5:19:08.351
90	1	2:58.558	50.806	1:22.043	45.709	141.2	5:22:06.909
91	1	3:02.534	50.963	1:25.054	46.517	138.1	5:25:09.443
92	1	3:01.228	51.895	1:23.658	45.675	139.1	5:28:10.671
93	1	3:00.007	51.156	1:22.695	46.156	140.1	5:31:10.678
94	1	3:01.246	51.254	1:23.919	46.073	139.1	5:34:11.924
95	1	3:00.190	51.153	1:22.672	46.365	139.9	5:37:12.114
96	1	3:13.538	51.487	1:28.227	53.824	130.3	5:40:25.652
97	1	3:41.777	1:09.036	1:44.896	47.845	113.7	5:44:07.429
98	1	3:00.900	50.276	1:24.859	45.765	139.4	5:47:08.329
99	1	2:57.281	51.308	1:20.566	45.407	142.2	5:50:05.610
100	1	2:56.032	50.114	1:20.180	45.738	143.2	5:53:01.642
101	1	3:05.819	51.480	1:23.573	50.766	135.7	5:56:07.461
102	1	3:14.851	49.923	1:26.029	58.899	129.4	5:59:22.312

133 1.Anthony HANCOCK 2.Ollie HANCOCK 3.Joe TWYMAN — LOTUS Elan 26R GTS10

Lap	D	Time	Sector 1	Sector 2	Sector 3	Kph	Elapsed
1	1	3:48.574	1:07.503	1:44.578	56.493	108.4	3:48.574
2	1	3:36.377	59.189	1:41.883	55.305	116.5	7:24.951
3	1	3:32.895	58.054	1:40.211	54.630	118.4	10:57.846
4	1	3:33.380	57.071	1:41.003	55.306	118.2	14:31.226
5	1	3:32.404	57.328	1:40.194	54.882	118.7	18:03.630
6	1	3:37.627	58.005	1:44.853	54.769	115.9	21:41.257
7	1	3:36.960	58.119	1:42.594	56.247	116.2	25:18.217
8	1	3:34.632	59.045	1:40.703	54.884	117.5	28:52.849
9	1	3:36.824	58.355	1:40.485	57.984	116.3	32:29.673
10	1	3:37.718	58.161	1:43.350	56.207	115.8	36:07.391
11	1	3:40.901	59.779	1:43.678	57.444	114.1	39:48.292
12	1	3:58.408	1:00.472	1:43.206	1:14.730	105.8	43:46.700
13	1	3:47.059	1:03.249	1:43.276	1:00.534	111.0	47:33.759
14	1	3:39.549	1:00.352	1:43.011	56.186	114.8	51:13.308
15	1	3:38.023	58.640	1:42.159	57.224	115.6	54:51.331
16	1	3:38.046	59.071	1:43.181	55.794	115.6	58:29.377
17	1	3:43.428	58.998	1:49.720	54.710	112.9	1:02:12.805
18	1	3:51.768	59.284	1:42.503	1:09.981	108.8	1:06:04.573
19	1	4:34.970	1:21.351	1:56.697	1:16.922	91.7	1:10:39.543
20	1	4:44.756	1:42.396	2:05.443	56.917	88.5	1:15:24.299
21	1	3:35.074	57.833	1:41.311	55.930	117.2	1:18:59.373
22	1	3:36.378	58.342	1:42.005	56.031	116.5	1:22:35.751
23	1	3:36.439	58.746	1:42.350	55.343	116.5	1:26:12.190
24	1	3:35.500	58.739	1:41.705	55.056	117.0	1:29:47.690
25	1	3:35.311	57.510	1:41.892	55.909	117.1	1:33:23.001
26	1	3:35.660	58.773	1:41.824	55.063	116.9	1:36:58.661
27	1	3:37.358	58.401	1:42.651	56.306	116.0	1:40:36.019
28	1	3:47.782 **B**	58.190	1:41.683	1:07.909	110.7	1:44:23.801
29	1	4:59.252	2:20.416	1:42.925	55.911	84.3	1:49:23.053
30	1	3:35.299	59.252	1:40.706	55.341	117.1	1:52:58.352
31	1	3:36.641	59.226	1:40.311	57.104	116.4	1:56:34.993
32	1	3:35.939	58.736	1:41.392	55.811	116.8	2:00:10.932
33	1	3:35.821	1:00.093	1:40.299	55.429	116.8	2:03:46.753
34	1	3:35.250	59.477	1:40.436	55.337	117.1	2:07:22.003
35	1	3:37.294	59.587	1:40.835	56.872	116.0	2:10:59.297
36	1	3:39.459	1:00.598	1:42.035	56.826	114.9	2:14:38.756
37	1	3:34.386	58.972	1:40.005	55.409	117.6	2:18:13.142
38	1	3:32.602	58.615	1:39.967	54.020	118.6	2:21:45.744
39	1	3:30.257	58.695	1:37.823	53.739	119.9	2:25:16.001
40	1	3:29.177	58.174	1:37.134	53.869	120.5	2:28:45.178
41	1	3:26.920	57.814	1:36.689	52.417	121.9	2:32:12.098
42	1	3:28.619	57.544	1:37.514	53.561	120.9	2:35:40.717
43	1	3:27.480	58.042	1:37.344	52.094	121.5	2:39:08.197
44	1	3:24.326	56.532	1:35.848	51.946	123.4	2:42:32.523
45	1	3:23.912	56.619	1:35.116	52.177	123.7	2:45:56.435
46	1	3:24.803	56.521	1:36.755	51.527	123.1	2:49:21.238
47	1	3:20.577	56.470	1:33.777	50.330	125.7	2:52:41.815
48	1	3:19.018	57.581	1:31.539	49.898	126.7	2:56:00.833
49	1	3:17.122	55.336	1:30.920	50.866	127.9	2:59:17.955
50	1	3:18.205	58.414	1:30.642	49.149	127.2	3:02:36.160
51	1	3:12.897	55.202	1:27.923	49.772	130.7	3:05:49.057
52	1	3:15.214	54.560	1:30.927	49.727	129.2	3:09:04.271
53	1	3:13.834	54.391	1:28.299	51.144	130.1	3:12:18.105
54	1	3:11.628	54.254	1:27.958	49.416	131.6	3:15:29.733
55	1	3:12.064	54.394	1:27.883	49.787	131.3	3:18:41.797
56	1	3:51.116	55.741	1:36.696	1:18.679	109.1	3:22:32.913
57	1	4:39.308	1:14.958	1:59.592	1:24.758	90.3	3:27:12.221
58	1	4:54.353 **B**	1:21.832	2:00.225	1:32.296	85.7	3:32:06.574
59	1	8:55.729	6:33.174	1:33.920	48.635	47.1	3:41:02.303
60	1	3:19.018	56.746	1:31.824	50.448	126.7	3:44:21.321
61	1	3:02.729	52.954	1:22.866	46.909	138.0	3:47:24.050
62	1	3:06.291	52.211	1:25.392	48.688	135.3	3:50:30.341
63	1	2:59.818	51.737	1:21.022	47.059	140.2	3:53:30.159
64	1	3:00.576	51.703	1:22.950	45.923	139.6	3:56:30.735
65	1	2:59.192	51.652	1:21.003	46.537	140.7	3:59:29.927
66	1	3:03.547	52.274	1:23.652	47.621	137.4	4:02:33.474
67	1	3:00.848	51.207	1:21.894	47.747	139.4	4:05:34.322
68	1	3:02.775	54.063	1:22.717	45.995	138.0	4:08:37.097
69	1	3:09.198	51.300	1:23.388	54.510	133.3	4:11:46.295
70	1	3:01.253	52.434	1:22.769	46.050	139.1	4:14:47.548
71	1	3:02.135	51.889	1:23.953	46.293	138.4	4:17:49.683
72	1	3:03.723	54.048	1:22.673	47.002	137.2	4:20:53.406
73	1	3:02.080	51.167	1:23.328	47.585	138.5	4:23:55.486
74	1	3:00.728	51.185	1:21.656	47.887	139.5	4:26:56.214
75	1	3:04.709	55.544	1:22.388	46.777	136.5	4:30:00.923

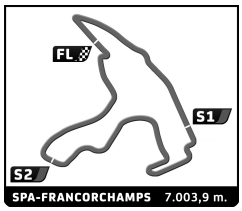

Spa Six Hours Endurance

SPA SIX HOURS

Race

Analysis

Personal Best | Session Best | **B** Crossing the finish line in pit lane

Lap	D	Time	Sector 1	Sector 2	Sector 3	Kph	Elapsed
76	1	3:06.843	53.730	1:24.914	48.199	134.9	4:33:07.766
77	1	3:04.999	52.460	1:24.383	48.156	136.3	4:36:12.765
78	1	3:00.663	52.429	1:22.151	46.083	139.6	4:39:13.428
79	1	2:59.774	51.379	1:21.637	46.758	140.3	4:42:13.202
80	1	3:00.545	51.196	1:23.354	45.995	139.7	4:45:13.747
81	1	2:59.519	51.503	1:20.947	47.069	140.5	4:48:13.266
82	1	3:03.415	51.229	1:23.795	48.391	137.5	4:51:16.681
83	1	3:00.803	52.657	1:21.071	47.075	139.5	4:54:17.484
84	1	2:58.999	51.060	1:21.413	46.526	140.9	4:57:16.483
85	1	3:34.166	51.732	1:34.190	1:08.244	117.7	5:00:50.649
86	1	4:19.753	1:12.175	1:52.282	1:15.296	97.1	5:05:10.402
87	1	4:39.962	1:19.162	2:00.671	1:20.129	90.1	5:09:50.364
88	1	3:59.803	1:28.650	1:45.053	46.100	105.1	5:13:50.167
89	1	2:57.663	50.822	1:20.512	46.329	141.9	5:16:47.830
90	1	3:00.072	53.273	1:20.951	45.848	140.0	5:19:47.902
91	1	2:58.992	50.561	1:20.871	47.560	140.9	5:22:46.894
92	1	2:58.968	51.300	1:20.651	47.017	140.9	5:25:45.862
93	1	2:59.614	51.077	1:22.296	46.241	140.4	5:28:45.476
94	1	2:59.133	51.347	1:21.439	46.347	140.8	5:31:44.609
95	1	2:59.211	50.998	1:21.500	46.713	140.7	5:34:43.820
96	1	3:00.339	50.838	1:22.154	47.347	139.8	5:37:44.159
97	1	3:23.189	53.573	1:26.048	1:03.568	124.1	5:41:07.348
98	1	3:26.479	1:07.104	1:32.798	46.577	122.1	5:44:33.827
99	1	3:00.073	50.880	1:22.116	47.077	140.0	5:47:33.900
100	1	2:57.712	50.709	1:20.814	46.189	141.9	5:50:31.612
101	1	2:59.594	51.211	1:21.588	46.795	140.4	5:53:31.206
102	1	2:59.593	51.942	1:20.511	47.140	140.4	5:56:30.799
103	1	3:00.477	49.808	1:23.728	46.941	139.7	5:59:31.276

136 1.Nigel BATCHELOR 2.Paul CHASE-GARDENER 3.David ALLEN — FORD Mustang CT10

Lap	D	Time	Sector 1	Sector 2	Sector 3	Kph	Elapsed
1	1	4:40.792	1:51.589	1:49.650	59.553	88.2	4:40.792
2	1	3:48.820	1:02.879	1:46.264	59.677	110.2	8:29.612
3	1	3:44.525	1:01.774	1:43.941	58.810	112.3	12:14.137
4	1	3:43.847	1:01.609	1:43.578	58.660	112.6	15:57.984
5	1	3:41.406	1:01.500	1:42.929	56.977	113.9	19:39.390
6	1	3:43.731	1:02.441	1:43.876	57.414	112.7	23:23.121
7	1	3:45.220	1:02.187	1:44.686	58.347	112.0	27:08.341
8	1	3:46.470	1:03.597	1:44.609	58.264	111.3	30:54.811
9	1	3:43.506	1:01.698	1:44.094	57.714	112.8	34:38.317
10	1	3:49.229	1:03.040	1:47.373	58.816	110.0	38:27.546
11	1	3:49.587	1:01.651	1:46.105	1:01.831	109.8	42:17.133
12	1	4:08.566	1:07.919	1:55.406	1:05.241	101.4	46:25.699
13	1	3:52.242	1:05.654	1:47.924	58.664	108.6	50:17.941
14	1	3:53.342	1:04.939	1:48.145	1:00.258	108.1	54:11.283
15	1	3:48.036	1:03.604	1:45.055	59.377	110.6	57:59.319
16	1	3:51.338	1:03.185	1:49.924	58.229	109.0	1:01:50.657
17	1	4:03.807	1:02.250	1:50.493	1:11.064	103.4	1:05:54.464
18	1	4:37.508	1:23.234	1:56.911	1:17.363	90.9	1:10:31.972
19	1	4:49.948	1:42.177	2:06.675	1:01.096	87.0	1:15:21.920
20	1	3:50.335	1:04.399	1:45.593	1:00.343	109.5	1:19:12.255
21	1	3:45.056	1:01.008	1:45.149	58.899	112.0	1:22:57.311
22	1	3:48.599	1:02.751	1:47.785	58.063	110.3	1:26:45.910
23	1	3:48.654	1:02.855	1:48.107	57.692	110.3	1:30:34.564
24	1	3:40.260	1:01.936	1:42.191	56.133	114.5	1:34:14.824
25	1	3:42.428	1:02.154	1:44.473	55.801	113.4	1:37:57.252
26	1	3:42.089	1:00.464	1:45.173	56.452	113.5	1:41:39.341
27	1	3:46.834	1:02.481	1:46.634	57.719	111.2	1:45:26.175
28	1	3:43.226	1:00.678	1:44.604	57.944	113.0	1:49:09.401
29	1	3:44.117	1:01.733	1:43.571	58.813	112.5	1:52:53.518
30	1	3:44.991	1:02.278	1:43.936	58.777	112.1	1:56:38.509
31	1	3:51.440 B	1:02.024	1:44.975	1:04.441	108.9	2:00:29.949
32	1	6:34.953	3:48.641	1:46.888	59.424	63.8	2:07:04.902
33	1	3:52.301	1:05.084	1:45.657	1:01.560	108.5	2:10:57.203
34	1	3:45.545	1:03.153	1:44.149	58.243	111.8	2:14:42.748
35	1	3:42.932	1:02.299	1:44.502	56.131	113.1	2:18:25.680
36	1	3:39.901	1:00.554	1:41.741	57.606	114.7	2:22:05.581
37	1	3:40.742	1:01.275	1:42.749	56.718	114.2	2:25:46.323
38	1	3:47.442	1:00.795	1:47.278	59.369	110.9	2:29:33.765
39	1	3:45.124	1:00.952	1:44.944	59.228	112.0	2:33:18.889
40	1	3:36.630	1:00.708	1:40.987	54.935	116.4	2:36:55.519
41	1	3:33.299	59.334	1:40.187	53.778	118.2	2:40:28.818
42	1	3:33.396	58.101	1:40.633	54.662	118.2	2:44:02.214
43	1	3:32.324	58.874	1:39.095	54.355	118.8	2:47:34.538
44	1	3:28.492	58.681	1:35.764	54.047	120.9	2:51:03.030
45	1	3:27.610	58.353	1:36.424	52.833	121.4	2:54:30.640
46	1	3:29.660	58.558	1:38.178	52.924	120.3	2:58:00.300
47	1	3:28.849	57.751	1:35.564	55.534	120.7	3:01:29.149
48	1	20:47.977	...	1:46.452	1:18.362	20.2	3:22:17.126
49	1	4:48.448 B	1:16.746	2:01.881	1:29.821	87.4	3:27:05.574
50	1	14:04.808	...	1:36.739	55.261	29.8	3:41:10.382
51	1	3:32.510	1:01.197	1:36.156	55.157	118.6	3:44:42.892
52	1	3:30.813	1:00.740	1:35.227	54.846	119.6	3:48:13.705
53	1	3:22.784	57.840	1:32.487	52.457	124.3	3:51:36.489
54	1	3:24.925	58.621	1:33.686	52.618	123.0	3:55:01.414
55	1	3:25.528	58.471	1:34.561	52.496	122.7	3:58:26.942
56	1	3:20.162	57.382	1:30.801	51.979	126.0	4:01:47.104
57	1	3:20.731	56.489	1:31.239	53.003	125.6	4:05:07.835
58	1	3:23.118	55.569	1:35.484	52.065	124.1	4:08:30.953
59	1	3:20.815	57.565	1:30.423	52.827	125.6	4:11:51.768
60	1	3:16.887	55.779	1:29.865	51.243	128.1	4:15:08.655
61	1	3:21.419	55.870	1:30.621	54.928	125.2	4:18:30.074
62	1	3:18.202	55.837	1:30.617	51.748	127.2	4:21:48.276
63	1	3:21.700	55.632	1:33.415	52.653	125.0	4:25:09.976
64	1	3:20.343	55.857	1:32.067	52.419	125.9	4:28:30.319
65	1	3:20.217	55.864	1:32.298	52.055	125.9	4:31:50.536
66	1	3:23.160	58.172	1:34.059	50.929	124.1	4:35:13.696
67	1	3:17.180	55.000	1:30.008	52.172	127.9	4:38:30.876
68	1	3:33.204	55.944	1:31.311	1:05.949	118.3	4:42:04.080
69	1	3:23.603	56.786	1:34.186	52.631	123.8	4:45:27.683
70	1	3:21.180	55.547	1:32.985	52.648	125.3	4:48:48.863
71	1	3:20.588	55.775	1:31.116	53.697	125.7	4:52:09.451
72	1	3:16.888	55.534	1:30.615	50.739	128.1	4:55:26.339
73	1	3:15.418	54.647	1:29.410	51.361	129.0	4:58:41.757
74	1	3:48.529	1:00.705	1:45.863	1:01.961	110.3	5:02:30.286
75	1	4:05.097	1:12.941	1:46.198	1:05.958	102.9	5:06:35.383
76	1	4:02.484	1:01.092	1:33.107	1:28.285	104.0	5:10:37.867
77	1	3:54.650	1:17.250	1:44.326	53.074	107.5	5:14:32.517
78	1	3:17.971	55.213	1:32.155	50.603	127.4	5:17:50.488
79	1	3:17.033	54.463	1:29.636	52.934	128.0	5:21:07.521
80	1	3:20.568	59.495	1:29.353	51.720	125.7	5:24:28.089
81	1	3:16.533	54.931	1:30.562	51.040	128.3	5:27:44.622
82	1	3:33.659	54.439	1:47.535	51.685	118.0	5:31:18.281
83	1	3:16.196	55.036	1:29.008	52.152	128.5	5:34:34.477
84	1	3:18.130	56.327	1:29.569	52.234	127.3	5:37:52.607
85	1	3:28.479	57.782	1:32.356	58.341	120.9	5:41:21.086

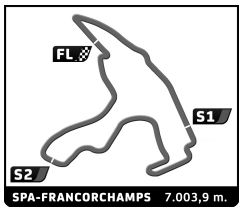

Spa Six Hours Endurance

SPA SIX HOURS

Race

Analysis

Personal Best | Session Best | B Crossing the finish line in pit lane

Lap	D	Time	Sector 1	Sector 2	Sector 3	Kph	Elapsed
86	1	3:30.390	1:04.007	1:32.979	53.404	119.8	5:44:51.476
87	1	3:17.474	55.357	1:31.175	50.942	127.7	5:48:08.950
88	1	3:20.615	55.417	1:32.625	52.573	125.7	5:51:29.565
89	1	3:20.943	55.998	1:30.514	54.431	125.5	5:54:50.508
90	1	3:15.413	55.088	1:29.129	51.196	129.0	5:58:05.921
91	1	3:21.970	54.894	1:32.644	54.432	124.8	6:01:27.891

144 1.Christopher GODDARD 2.David COYNE 3.Mark WRIGHT — FORD Falcon Sprint CT10

Lap	D	Time	Sector 1	Sector 2	Sector 3	Kph	Elapsed
1	1	4:18.432	1:28.410	1:47.993	1:02.029	95.9	4:18.432
2	1	3:50.681	1:01.061	1:49.103	1:00.517	109.3	8:09.113
3	1	3:47.337	1:02.836	1:45.554	58.947	110.9	11:56.450
4	1	3:43.716	59.992	1:45.807	57.917	112.7	15:40.166
5	1	3:44.026	1:00.294	1:44.685	59.047	112.6	19:24.192
6	1	3:39.948	59.749	1:43.450	56.749	114.6	23:04.140
7	1	3:45.003	1:02.627	1:44.555	57.821	112.1	26:49.143
8	1	3:49.267	1:03.028	1:45.922	1:00.317	110.0	30:38.410
9	1	3:53.877 B	1:01.060	1:45.709	1:07.108	107.8	34:32.287
10	1	14:26.914	...	1:54.808	59.595	29.1	48:59.201
11	1	3:44.159	59.790	1:45.719	58.650	112.5	52:43.360
12	1	3:43.710	59.224	1:45.712	58.774	112.7	56:27.070
13	1	3:48.168	1:01.793	1:46.967	59.408	110.5	1:00:15.238
14	1	3:50.452	1:02.590	1:47.475	1:00.387	109.4	1:04:05.690
15	1	5:05.596	1:19.330	2:19.999	1:26.267	82.5	1:09:11.286
16	1	4:32.748	1:23.475	1:59.272	1:10.001	92.4	1:13:44.034
17	1	3:45.842	1:00.527	1:45.820	59.495	111.6	1:17:29.876
18	1	3:50.270	1:04.445	1:47.432	58.393	109.5	1:21:20.146
19	1	3:45.518	1:01.337	1:45.261	58.920	111.8	1:25:05.664
20	1	3:42.301	1:01.171	1:44.353	56.777	113.4	1:28:47.965
21	1	3:39.185	1:00.286	1:42.495	56.404	115.0	1:32:27.150
22	1	3:50.456 B	1:00.835	1:45.387	1:04.234	109.4	1:36:17.606
23	1	9:03.162	6:25.749	1:41.435	55.978	46.4	1:45:20.768
24	1	3:35.964	58.933	1:41.525	55.506	116.8	1:48:56.732
25	1	3:34.001	57.299	1:41.431	55.271	117.8	1:52:30.733
26	1	3:34.251	58.013	1:40.802	55.436	117.7	1:56:04.984
27	1	3:38.813	58.320	1:42.970	57.523	115.2	1:59:43.797
28	1	3:32.882	57.820	1:40.047	55.015	118.4	2:03:16.679
29	1	3:32.123	57.026	1:40.289	54.808	118.9	2:06:48.802
30	1	3:35.726	57.724	1:41.076	56.926	116.9	2:10:24.528
31	1	3:36.882	58.365	1:40.988	57.529	116.3	2:14:01.410
32	1	3:30.720	56.905	1:39.372	54.443	119.7	2:17:32.130
33	1	3:30.747	56.754	1:39.734	54.259	119.6	2:21:02.877
34	1	3:31.037	57.797	1:39.200	54.040	119.5	2:24:33.914
35	1	3:30.082	57.019	1:38.828	54.235	120.0	2:28:03.996
36	1	3:29.692	58.059	1:38.331	53.302	120.2	2:31:33.688
37	1	3:26.256	56.731	1:36.792	52.733	122.2	2:34:59.944
38	1	3:29.043	56.758	1:38.100	54.185	120.6	2:38:28.987
39	1	3:28.784	55.985	1:40.078	52.721	120.8	2:41:57.771
40	1	3:24.761	57.243	1:35.887	51.631	123.1	2:45:22.532
41	1	3:26.512	56.077	1:37.483	52.952	122.1	2:48:49.044
42	1	3:20.465	55.623	1:34.313	50.529	125.8	2:52:09.509
43	1	3:19.532	55.733	1:32.435	51.364	126.4	2:55:29.041
44	1	3:18.827	55.600	1:32.461	50.766	126.8	2:58:47.868
45	1	3:17.038	55.278	1:31.353	50.407	128.0	3:02:04.906
46	1	3:17.298	55.667	1:31.290	50.341	127.8	3:05:22.204
47	1	3:13.033	54.588	1:28.915	49.530	130.6	3:08:35.237
48	1	3:13.505	54.194	1:28.801	50.510	130.3	3:11:48.742
49	1	3:17.633	54.355	1:32.986	50.292	127.6	3:15:06.375
50	1	3:14.098	53.904	1:27.844	52.350	129.9	3:18:20.473
51	1	3:59.502	54.580	1:45.076	1:19.846	105.3	3:22:19.975
52	1	4:38.983	1:15.862	2:01.388	1:21.733	90.4	3:26:58.958
53	1	5:00.696 B	1:24.986	2:03.639	1:32.071	83.9	3:31:59.654
54	1	10:34.246	8:06.416	1:36.995	50.835	39.8	3:42:33.900
55	1	3:11.634	54.627	1:26.855	50.152	131.6	3:45:45.534
56	1	3:11.293	53.828	1:27.230	50.235	131.8	3:48:56.827
57	1	3:09.994	53.318	1:26.327	50.349	132.7	3:52:06.821
58	1	3:12.534	53.157	1:29.169	50.208	131.0	3:55:19.355
59	1	3:11.474	53.605	1:28.826	49.043	131.7	3:58:30.829
60	1	3:09.249	52.536	1:28.149	48.564	133.2	4:01:40.078
61	1	3:11.473	52.547	1:28.327	50.599	131.7	4:04:51.551
62	1	3:09.951	52.870	1:27.436	49.645	132.7	4:08:01.502
63	1	3:09.275	54.079	1:25.733	49.463	133.2	4:11:10.777
64	1	3:14.372	54.035	1:29.215	51.122	129.7	4:14:25.149
65	1	3:13.981	53.278	1:29.693	51.010	130.0	4:17:39.130
66	1	3:08.052	52.684	1:26.885	48.483	134.1	4:20:47.182
67	1	3:14.676	53.168	1:30.372	51.136	129.5	4:24:01.858
68	1	3:09.270	52.801	1:27.505	48.964	133.2	4:27:11.128
69	1	3:12.593	51.972	1:30.421	50.200	130.9	4:30:23.721
70	1	3:09.311	52.924	1:27.598	48.789	133.2	4:33:33.032
71	1	3:25.178	52.290	1:40.918	51.970	122.9	4:36:58.210
72	1	3:21.489	53.493	1:30.258	57.738	125.1	4:40:19.699
73	1	3:15.339	54.100	1:29.623	51.616	129.1	4:43:35.038
74	1	3:14.342	54.719	1:29.380	50.243	129.7	4:46:49.380
75	1	3:08.663	52.861	1:27.406	48.396	133.6	4:49:58.043
76	1	3:11.200	51.973	1:27.374	51.853	131.9	4:53:09.243
77	1	3:15.992	53.256	1:32.282	50.454	128.6	4:56:25.235
78	1	3:11.343	53.111	1:27.275	50.957	131.8	4:59:36.578
79	1	4:22.142	1:03.985	1:58.669	1:19.488	96.2	5:03:58.720
80	1	4:39.602	1:21.804	2:02.280	1:15.518	90.2	5:08:38.322
81	1	4:22.601	1:15.213	2:00.640	1:06.748	96.0	5:13:00.923
82	1	3:11.118	55.466	1:27.151	48.501	131.9	5:16:12.041
83	1	3:14.256	52.305	1:30.014	51.937	129.8	5:19:26.297
84	1	3:09.910	52.464	1:27.688	49.758	132.8	5:22:36.207
85	1	3:12.942	55.104	1:27.221	50.617	130.7	5:25:49.149
86	1	3:16.890	55.910	1:30.386	50.594	128.1	5:29:06.039
87	1	3:12.780	53.235	1:30.545	49.000	130.8	5:32:18.819
88	1	3:07.856	51.549	1:26.264	50.043	134.2	5:35:26.675
89	1	3:19.627	53.820	1:27.664	58.143	126.3	5:38:46.302
90	1	4:14.225	1:01.709	2:02.019	1:10.497	99.2	5:43:00.527
91	1	3:11.457	54.133	1:28.414	48.910	131.7	5:46:11.984
92	1	3:16.381	52.732	1:31.411	52.238	128.4	5:49:28.365
93	1	3:08.280	52.662	1:26.952	48.666	133.9	5:52:36.645
94	1	3:13.565	52.127	1:28.264	53.174	130.3	5:55:50.210
95	1	3:09.423	51.705	1:26.597	51.121	133.1	5:58:59.633
96	1	3:12.599	53.981	1:28.676	49.942	130.9	6:02:12.232

160 1.Michael BIRCH 2.Gareth BURNETT 3.James HANSON — ELVA GT160 GTP<

Lap	D	Time	Sector 1	Sector 2	Sector 3	Kph	Elapsed
1	1	3:41.346	1:04.728	1:41.034	55.584	111.9	3:41.346
2	1	3:29.322	56.963	1:38.726	53.633	120.5	7:10.668
3	1	3:25.806	55.350	1:38.167	52.289	122.5	10:36.474
4	1	3:26.747	56.063	1:37.288	53.396	122.0	14:03.221
5	1	3:26.498	56.079	1:37.163	53.256	122.1	17:29.719
6	1	3:27.121	55.828	1:38.175	53.118	121.7	20:56.840
7	1	3:27.863	55.500	1:37.660	54.703	121.3	24:24.703

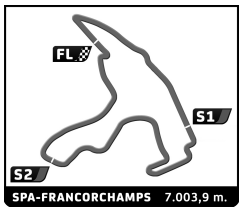

Spa Six Hours Endurance

SPA SIX HOURS

Race

Analysis

Personal Best | Session Best | **B** Crossing the finish line in pit lane

161 — GILBERN 1800GT — GTS11

1.Bob BINFIELD
2.Sam BINFIELD
3.Will NUTHALL

Lap	D	Time	Sector 1	Sector 2	Sector 3	Kph	Elapsed
1	1	4:37.981	1:55.465	1:45.011	57.505	89.1	4:37.981
2	1	3:44.647	1:03.784	1:41.573	59.290	112.2	8:22.628
3	1	3:46.878	1:03.603	1:43.295	59.980	111.1	12:09.506
4	1	3:42.580	1:03.982	1:43.031	55.567	113.3	15:52.086
5	1	3:38.396	1:02.552	1:40.248	55.596	115.5	19:30.482
6	1	3:40.250	1:02.425	1:41.129	56.696	114.5	23:10.732
7	1	3:44.511	1:02.865	1:41.767	59.879	112.3	26:55.243
8	1	3:43.589	1:03.360	1:42.882	57.347	112.8	30:38.832
9	1	3:41.870	1:03.081	1:42.319	56.470	113.6	34:20.702
10	1	3:43.994	1:02.651	1:42.684	58.659	112.6	38:04.696
11	1	3:44.574	1:02.675	1:43.895	58.004	112.3	41:49.270
12	1	3:43.422	1:04.014	1:42.869	56.539	112.9	45:32.692
13	1	3:42.349	1:03.036	1:41.358	57.955	113.4	49:15.041
14	1	3:42.758	1:03.831	1:41.640	57.287	113.2	52:57.799
15	1	3:39.009	1:02.497	1:40.071	56.441	115.1	56:36.808
16	1	3:47.515	1:09.463	1:42.586	55.466	110.8	1:00:24.323
17	1	3:42.379	1:02.650	1:39.913	59.816	113.4	1:04:06.702
18	1	5:05.372	1:19.649	2:20.103	1:25.620	82.6	1:09:12.074
19	1	4:39.331 **B**	1:24.166	1:58.534	1:16.631	90.3	1:13:51.405
20	1	7:39.677	4:43.938	1:52.404	1:03.335	54.9	1:21:31.082
21	1	3:54.026	1:06.840	1:47.476	59.710	107.7	1:25:25.108
22	1	3:55.390	1:06.547	1:48.724	1:00.119	107.1	1:29:20.498
23	1	3:53.541	1:06.256	1:47.915	59.370	108.0	1:33:14.039
24	1	3:54.147	1:06.058	1:48.294	59.795	107.7	1:37:08.186
25	1	3:51.243	1:04.931	1:45.869	1:00.443	109.0	1:40:59.429
26	1	3:52.497	1:05.705	1:47.508	59.284	108.4	1:44:51.926
27	1	3:51.571	1:05.233	1:46.745	59.593	108.9	1:48:43.497
28	1	3:48.468	1:04.414	1:44.765	59.289	110.4	1:52:31.965
29	1	3:50.851	1:05.278	1:46.778	58.795	109.2	1:56:22.816
30	1	3:47.861	1:04.887	1:44.984	57.990	110.7	2:00:10.677
31	1	3:45.996	1:03.634	1:44.047	58.315	111.6	2:03:56.673
32	1	3:48.301	1:03.970	1:45.065	59.266	110.4	2:07:44.974
33	1	3:49.378	1:04.932	1:45.733	58.713	109.9	2:11:34.352
34	1	3:47.524	1:03.738	1:45.154	58.632	110.8	2:15:21.876
35	1	3:46.285	1:03.846	1:43.574	58.865	111.4	2:19:08.161
36	1	3:47.334	1:03.379	1:45.210	58.745	110.9	2:22:55.495
37	1	3:44.537	1:03.228	1:42.832	58.477	112.3	2:26:40.032
38	1	3:43.311	1:02.954	1:43.744	56.613	112.9	2:30:23.343
39	1	3:43.751	1:03.673	1:42.455	57.623	112.7	2:34:07.094
40	1	3:47.130	1:05.558	1:44.836	56.736	111.0	2:37:54.224
41	1	3:41.917	1:02.645	1:43.195	56.077	113.6	2:41:36.141
42	1	3:41.494	1:03.651	1:41.091	56.752	113.8	2:45:17.635
43	1	3:44.457	1:03.706	1:44.681	56.070	112.3	2:49:02.092
44	1	3:35.835	1:02.491	1:37.602	55.742	116.8	2:52:37.927
45	1	3:37.776	1:04.254	1:37.968	55.554	115.8	2:56:15.703
46	1	3:36.773	1:03.082	1:39.141	54.550	116.3	2:59:52.476
47	1	3:44.188 **B**	1:02.230	1:37.778	1:04.180	112.5	3:03:36.664
48	1	11:44.747	9:15.078	1:34.826	54.843	35.8	3:15:21.411
49	1	3:25.463	1:00.241	1:31.969	53.253	122.7	3:18:46.874
50	1	3:47.806	1:00.312	1:35.238	1:12.256	110.7	3:22:34.680
51	1	4:38.149	1:14.307	1:59.260	1:24.582	90.6	3:27:12.829
52	1	4:49.354	1:23.020	1:59.699	1:26.635	87.1	3:32:02.183
53	1	4:35.420	1:24.505	1:59.613	1:11.302	91.5	3:36:37.603
54	1	3:54.727	1:12.191	1:49.613	52.923	107.4	3:40:32.330
55	1	3:21.389	58.852	1:29.637	52.900	125.2	3:43:53.719
56	1	3:20.175	58.850	1:29.117	52.208	126.0	3:47:13.894
57	1	3:21.506	58.584	1:29.164	53.758	125.1	3:50:35.400
58	1	3:19.324	58.399	1:28.907	52.018	126.5	3:53:54.724
59	1	3:18.204	58.417	1:28.572	51.215	127.2	3:57:12.928
60	1	3:19.583	58.597	1:29.405	51.581	126.3	4:00:32.511
61	1	3:19.663	59.499	1:28.747	51.417	126.3	4:03:52.174
62	1	3:35.578	58.304	1:41.189	56.085	117.0	4:07:27.752
63	1	3:23.411	59.920	1:29.701	53.790	124.0	4:10:51.163
64	1	3:24.672	1:00.168	1:31.550	52.954	123.2	4:14:15.835
65	1	3:22.823	58.914	1:30.414	53.495	124.3	4:17:38.658
66	1	3:25.035	59.638	1:31.499	53.898	123.0	4:21:03.693
67	1	3:21.917	59.372	1:30.527	52.018	124.9	4:24:25.610
68	1	3:20.997	58.576	1:30.307	52.114	125.4	4:27:46.607
69	1	3:21.626	58.930	1:30.725	51.971	125.1	4:31:08.233
70	1	3:20.033	58.494	1:29.119	52.420	126.0	4:34:28.266
71	1	3:21.235	59.462	1:29.878	51.895	125.3	4:37:49.501
72	1	3:28.593 **B**	58.435	1:29.283	1:00.875	120.9	4:41:18.094
73	1	5:29.821	3:03.184	1:33.101	53.536	76.4	4:46:47.915
74	1	3:28.669	1:01.091	1:33.698	53.880	120.8	4:50:16.584
75	1	3:24.360	58.913	1:32.831	52.616	123.4	4:53:40.944
76	1	3:25.426	59.236	1:33.251	52.939	122.7	4:57:06.370
77	1	3:46.370	1:00.185	1:37.719	1:08.466	111.4	5:00:52.740
78	1	4:20.261	1:13.294	1:52.192	1:14.775	96.9	5:05:13.001
79	1	4:41.682	1:19.281	2:00.233	1:22.168	89.5	5:09:54.683
80	1	4:09.419	1:27.055	1:48.843	53.521	101.1	5:14:04.102
81	1	3:26.019	59.342	1:31.249	55.428	122.4	5:17:30.121
82	1	3:19.592	57.955	1:29.607	52.030	126.3	5:20:49.713
83	1	3:23.676	58.717	1:29.181	55.778	123.8	5:24:13.389
84	1	3:26.462	58.031	1:31.215	57.216	122.1	5:27:39.851
85	1	3:21.534	58.440	1:30.442	52.652	125.1	5:31:01.385
86	1	3:22.246	59.572	1:30.499	52.175	124.7	5:34:23.631
87	1	3:19.883	58.777	1:29.150	51.956	126.1	5:37:43.514
88	1	3:28.094	1:00.019	1:29.901	58.174	121.2	5:41:11.608
89	1	3:47.328 **B**	1:09.490	1:33.459	1:04.379	110.9	5:44:58.936
90	1	7:15.366	4:52.928	1:30.592	51.846	57.9	5:52:14.302
91	1	3:21.081	59.211	1:30.236	51.634	125.4	5:55:35.383
92	1	3:21.281	57.871	1:28.040	55.370	125.3	5:58:56.664
93	1	3:21.322	1:00.308	1:28.745	52.269	125.2	6:02:17.986

166 — LOTUS Elan 26R — GTS10

1.Rob FENN
2.James BARCLAY
3.Oliver STIRLING

Lap	D	Time	Sector 1	Sector 2	Sector 3	Kph	Elapsed
1	1	4:06.832	1:21.819	1:46.801	58.212	100.4	4:06.832
2	1	3:40.560	1:01.747	1:42.936	55.877	114.3	7:47.392
3	1	3:33.019	59.024	1:39.452	54.543	118.4	11:20.411
4	1	3:33.465	58.762	1:39.900	54.803	118.1	14:53.876
5	1	3:31.745	57.595	1:40.131	54.019	119.1	18:25.621
6	1	3:32.567	57.646	1:40.988	53.933	118.6	21:58.188
7	1	3:34.595	56.975	1:41.939	55.681	117.5	25:32.783
8	1	3:34.031	1:00.405	1:40.178	53.448	117.8	29:06.814
9	1	3:35.178	57.497	1:39.829	57.852	117.2	32:41.992
10	1	3:33.093	58.224	1:40.039	54.830	118.3	36:15.085
11	1	3:33.851	57.407	1:41.284	55.160	117.9	39:48.936
12	1	3:41.017	1:00.842	1:42.505	57.670	114.1	43:29.953
13	1	3:33.996	59.115	1:40.449	54.432	117.8	47:03.949
14	1	3:31.969	57.644	1:40.059	54.266	119.0	50:35.918
15	1	3:33.267	57.469	1:40.695	55.103	118.2	54:09.185
16	1	3:32.580	57.629	1:39.922	55.029	118.6	57:41.765
17	1	3:31.691	57.507	1:39.650	54.534	119.1	1:01:13.456

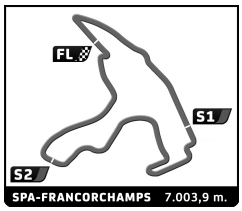

Spa Six Hours Endurance

SPA SIX HOURS

Race

Analysis

Personal Best | Session Best | **B** Crossing the finish line in pit lane

Lap	D	Time	Sector 1	Sector 2	Sector 3	Kph	Elapsed
18	1	3:36.854	57.494	1:40.962	58.398	116.3	1:04:50.310
19	1	4:56.344	1:13.447	2:05.639	1:37.258	85.1	1:09:46.654
20	1	4:24.215	1:15.580	1:57.752	1:10.883	95.4	1:14:10.869
21	1	3:33.166	57.405	1:41.440	54.321	118.3	1:17:44.035
22	1	3:33.149	58.952	1:40.062	54.135	118.3	1:21:17.184
23	1	3:30.505	57.516	1:38.509	54.480	119.8	1:24:47.689
24	1	3:32.558	57.369	1:39.866	55.323	118.6	1:28:20.247
25	1	3:30.069	57.492	1:39.143	53.434	120.0	1:31:50.316
26	1	3:31.274	58.013	1:38.590	54.671	119.3	1:35:21.590
27	1	3:33.158	57.606	1:40.691	54.861	118.3	1:38:54.748
28	1	3:29.377	57.124	1:38.240	54.013	120.4	1:42:24.125
29	1	3:31.043	58.123	1:39.606	53.314	119.5	1:45:55.168
30	1	3:29.828	57.355	1:38.355	54.118	120.2	1:49:24.996
31	1	3:29.511	57.353	1:38.701	53.457	120.3	1:52:54.507
32	1	3:29.521	57.864	1:38.249	53.408	120.3	1:56:24.028
33	1	3:28.653	57.359	1:38.463	52.831	120.8	1:59:52.681
34	1	3:29.995	58.301	1:37.007	54.687	120.1	2:03:22.676
35	1	3:40.285 **B**	57.846	1:38.080	1:04.359	114.5	2:07:02.961
36	1	4:55.971	2:17.750	1:42.511	55.710	85.2	2:11:58.932
37	1	3:38.095	59.434	1:41.558	57.103	115.6	2:15:37.027
38	1	3:33.907	58.860	1:40.829	54.218	117.9	2:19:10.934
39	1	3:36.685	1:00.390	1:42.883	53.412	116.4	2:22:47.619
40	1	3:30.946	59.290	1:38.556	53.100	119.5	2:26:18.565
41	1	3:30.003	57.278	1:39.811	52.914	120.1	2:29:48.568
42	1	3:30.704	57.067	1:37.478	56.159	119.7	2:33:19.272
43	1	3:26.854	58.038	1:37.038	51.778	121.9	2:36:46.126
44	1	3:26.739	57.937	1:37.055	51.747	122.0	2:40:12.865
45	1	3:24.889	57.465	1:35.346	52.078	123.1	2:43:37.754
46	1	3:25.942	57.604	1:35.868	52.470	122.4	2:47:03.696
47	1	3:20.109	56.277	1:32.380	51.452	126.0	2:50:23.805
48	1	3:22.053	56.425	1:34.110	51.518	124.8	2:53:45.858
49	1	3:19.005	56.870	1:32.139	49.996	126.7	2:57:04.863
50	1	3:22.542	56.284	1:34.332	51.926	124.5	3:00:27.405
51	1	3:20.516	55.615	1:33.807	51.094	125.7	3:03:47.921
52	1	3:12.096	54.936	1:27.585	49.575	131.3	3:07:00.017
53	1	3:14.835	54.674	1:30.677	49.484	129.4	3:10:14.852
54	1	3:13.828	55.376	1:29.509	48.943	130.1	3:13:28.680
55	1	3:21.597 **B**	54.902	1:28.586	58.109	125.1	3:16:50.277
56	1	10:44.791	7:29.794	1:46.413	1:28.584	39.1	3:27:35.068
57	1	4:43.513	1:15.476	1:57.756	1:30.281	88.9	3:32:18.581
58	1	4:36.931	1:24.216	1:55.163	1:17.552	91.0	3:36:55.512
59	1	3:54.798	1:08.595	1:48.262	57.941	107.4	3:40:50.310
60	1	3:18.758	54.984	1:32.379	51.395	126.9	3:44:09.068
61	1	3:10.905	55.073	1:26.242	49.590	132.1	3:47:19.973
62	1	3:13.680	56.535	1:27.116	50.029	130.2	3:50:33.653
63	1	3:11.948	56.563	1:24.746	50.639	131.4	3:53:45.601
64	1	3:09.340	54.279	1:26.110	48.951	133.2	3:56:54.941
65	1	3:20.657 **B**	54.264	1:26.477	59.916	125.7	4:00:15.598
66	1	4:37.848	2:16.509	1:30.589	50.750	90.7	4:04:53.446
67	1	3:09.078	54.628	1:24.641	49.809	133.4	4:08:02.524
68	1	3:09.692	53.912	1:25.483	50.297	132.9	4:11:12.216
69	1	3:14.156	53.733	1:29.280	51.143	129.9	4:14:26.372
70	1	3:10.527	53.358	1:28.323	48.846	132.3	4:17:36.899
71	1	3:06.628	53.640	1:24.958	48.030	135.1	4:20:43.527
72	1	3:04.122	52.622	1:24.039	47.461	136.9	4:23:47.649
73	1	3:05.268	52.434	1:24.659	48.175	136.1	4:26:52.917
74	1	3:08.261	52.727	1:24.381	51.153	133.9	4:30:01.178
75	1	3:09.488	53.415	1:25.803	50.270	133.1	4:33:10.666
76	1	3:09.197	53.182	1:25.527	50.488	133.3	4:36:19.863
77	1	3:07.789	52.471	1:26.158	49.160	134.3	4:39:27.652
78	1	3:03.383	52.549	1:23.558	47.276	137.5	4:42:31.035
79	1	3:05.031	52.379	1:23.622	49.030	136.3	4:45:36.066
80	1	3:07.197	53.045	1:25.423	48.729	134.7	4:48:43.263
81	1	3:05.907	52.323	1:24.212	49.372	135.6	4:51:49.170
82	1	3:08.558	52.611	1:26.543	49.404	133.7	4:54:57.728
83	1	3:03.332	52.227	1:22.640	48.465	137.5	4:58:01.060
84	1	3:52.551	54.738	1:54.473	1:03.340	108.4	5:01:53.611
85	1	3:46.515	1:06.316	1:35.249	1:04.950	111.3	5:05:40.126
86	1	4:47.264	1:13.464	1:56.872	1:36.928	87.8	5:10:27.390
87	1	3:49.928	1:18.543	1:39.222	52.163	109.7	5:14:17.318
88	1	3:10.852	53.582	1:26.353	50.917	132.1	5:17:28.170
89	1	3:03.739	52.845	1:22.562	48.332	137.2	5:20:31.909
90	1	3:02.942	52.227	1:23.788	46.927	137.8	5:23:34.851
91	1	3:01.590	51.554	1:22.269	47.767	138.9	5:26:36.441
92	1	3:02.935	52.050	1:23.628	47.257	137.8	5:29:39.376
93	1	3:04.373	53.971	1:22.890	47.512	136.8	5:32:43.749
94	1	3:05.919	53.762	1:24.965	47.192	135.6	5:35:49.668
95	1	3:07.125	51.912	1:22.275	52.938	134.7	5:38:56.793
96	1	4:09.053	1:01.375	1:57.268	1:10.410	101.2	5:43:05.846
97	1	3:08.941	53.242	1:26.802	48.897	133.4	5:46:14.787
98	1	3:08.992	53.910	1:26.494	48.588	133.4	5:49:23.779
99	1	3:04.591	51.956	1:24.789	47.846	136.6	5:52:28.370
100	1	3:07.185	54.186	1:24.182	48.817	134.7	5:55:35.555
101	1	3:08.302	51.654	1:22.896	53.752	133.9	5:58:43.857
102	1	3:11.644	58.519	1:25.388	47.737	131.6	6:01:55.501

169 1.Martin EYEARS 2.Andrew HALL 3.Ed MORRIS — LOTUS Elan 26R GTS10

Lap	D	Time	Sector 1	Sector 2	Sector 3	Kph	Elapsed
1	1	4:01.592	1:11.034	1:48.094	1:02.464	102.5	4:01.592
2	1	3:52.849	1:03.774	1:49.253	59.822	108.3	7:54.441
3	1	3:49.904	1:01.305	1:50.889	57.710	109.7	11:44.345
4	1	3:50.955	1:03.746	1:46.873	1:00.336	109.2	15:35.300
5	1	3:49.738	1:01.226	1:48.475	1:00.037	109.8	19:25.038
6	1	3:51.533	1:02.273	1:51.302	57.958	108.9	23:16.571
7	1	3:48.496	1:01.603	1:47.627	59.266	110.3	27:05.067
8	1	3:47.037	1:02.208	1:47.451	57.378	111.1	30:52.104
9	1	3:48.786	1:01.638	1:49.420	57.728	110.2	34:40.890
10	1	3:49.736	1:00.710	1:50.438	58.588	109.8	38:30.626
11	1	3:52.896	1:01.098	1:48.631	1:03.167	108.3	42:23.522
12	1	3:59.229	1:05.777	1:51.900	1:01.552	105.4	46:22.751
13	1	3:48.269	1:02.643	1:47.640	57.986	110.5	50:11.020
14	1	3:46.947	1:01.200	1:47.183	58.564	111.1	53:57.967
15	1	3:47.253	1:01.974	1:46.817	58.462	111.0	57:45.220
16	1	3:46.196	1:01.418	1:46.011	58.767	111.5	1:01:31.416
17	1	3:58.918 **B**	1:01.800	1:47.082	1:10.036	105.5	1:05:30.334
18	1	6:18.163	3:23.318	1:53.056	1:01.789	66.7	1:11:48.497
19	1	4:20.271	1:08.671	2:10.014	1:01.586	96.9	1:16:08.768
20	1	3:49.488	1:01.038	1:49.765	58.685	109.9	1:19:58.256
21	1	3:49.514	1:02.238	1:49.137	58.139	109.9	1:23:47.770
22	1	3:45.476	1:00.873	1:46.794	57.809	111.8	1:27:33.246
23	1	3:48.650	1:02.128	1:48.378	58.144	110.3	1:31:21.896
24	1	3:47.893	1:00.281	1:49.639	57.973	110.6	1:35:09.789
25	1	3:46.348	1:00.791	1:47.080	58.477	111.4	1:38:56.137
26	1	3:43.575	1:00.851	1:45.150	57.574	112.8	1:42:39.712
27	1	3:45.103	1:00.153	1:47.479	57.471	112.0	1:46:24.815
28	1	3:41.161	1:00.029	1:44.147	56.985	114.0	1:50:05.976

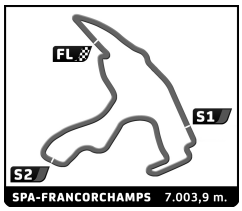

Spa Six Hours Endurance

SPA SIX HOURS

Race

Analysis

Personal Best | Session Best | **B** Crossing the finish line in pit lane

Lap	D	Time	Sector 1	Sector 2	Sector 3	Kph	Elapsed
29	1	3:42.337	1:00.595	1:44.219	57.523	113.4	1:53:48.313
30	1	3:40.142	59.846	1:43.559	56.737	114.5	1:57:28.455
31	1	3:42.579	1:00.732	1:44.189	57.658	113.3	2:01:11.034
32	1	3:39.563	1:00.536	1:42.629	56.398	114.8	2:04:50.597
33	1	3:39.647	59.590	1:42.312	57.745	114.8	2:08:30.244
34	1	3:43.183	1:00.537	1:44.330	58.316	113.0	2:12:13.427
35	1	3:34.414	59.008	1:40.552	54.854	117.6	2:15:47.841
36	1	3:37.504	59.207	1:43.433	54.864	115.9	2:19:25.345
37	1	3:34.427	59.315	1:40.736	54.376	117.6	2:22:59.772
38	1	3:32.989	58.462	1:40.109	54.418	118.4	2:26:32.761
39	1	3:31.748	58.218	1:39.335	54.195	119.1	2:30:04.509
40	1	3:32.007	58.850	1:39.888	53.269	118.9	2:33:36.516
41	1	3:33.084	58.449	1:40.784	53.851	118.3	2:37:09.600
42	1	3:32.383	58.399	1:40.447	53.537	118.7	2:40:41.983
43	1	3:31.585	57.875	1:38.550	55.160	119.2	2:44:13.568
44	1	3:29.188	59.295	1:35.773	54.120	120.5	2:47:42.756
45	1	3:22.618	57.262	1:34.094	51.262	124.4	2:51:05.374
46	1	3:27.067	58.545	1:35.511	53.011	121.8	2:54:32.441
47	1	3:23.338	57.836	1:33.805	51.697	124.0	2:57:55.779
48	1	3:22.669	56.389	1:34.439	51.841	124.4	3:01:18.448
49	1	3:19.402	56.876	1:31.973	50.553	126.4	3:04:37.850
50	1	3:22.571	56.364	1:30.902	55.305	124.5	3:08:00.421
51	1	3:14.939	55.861	1:29.109	49.969	129.3	3:11:15.360
52	1	3:19.243	55.224	1:30.708	53.311	126.5	3:14:34.603
53	1	34:50.693	55.498	1:26.523	...	12.1	3:49:25.296
54	1	3:04.535	53.154	1:24.436	46.945	136.6	3:52:29.831
55	1	3:08.266	54.112	1:26.502	47.652	133.9	3:55:38.097
56	1	3:04.935	53.488	1:24.423	47.024	136.3	3:58:43.032
57	1	3:02.681	52.159	1:23.318	47.204	138.0	4:01:45.713
58	1	3:04.176	51.796	1:23.626	48.754	136.9	4:04:49.889
59	1	3:01.377	52.227	1:22.924	46.226	139.0	4:07:51.266
60	1	3:00.899	51.639	1:21.496	47.764	139.4	4:10:52.165
61	1	3:17.776 B	55.576	1:23.906	58.294	127.5	4:14:09.941

186 1.David SMITHIES 2.Chris CLARKSON 3.Mark PANGBORN SHELBY Cobra Daytona GTS12

Lap	D	Time	Sector 1	Sector 2	Sector 3	Kph	Elapsed
1	1	4:08.838	1:22.960	1:47.409	58.469	99.6	4:08.838
2	1	3:36.765	58.557	1:42.932	55.276	116.3	7:45.603
3	1	3:33.560	57.634	1:41.500	54.426	118.1	11:19.163
4	1	3:33.963	57.809	1:41.392	54.762	117.8	14:53.126
5	1	3:32.597	56.911	1:41.100	54.586	118.6	18:25.723
6	1	3:34.882	56.363	1:43.053	55.466	117.3	22:00.605
7	1	3:36.800	56.253	1:43.890	56.657	116.3	25:37.405
8	1	3:33.044	58.742	1:39.806	54.496	118.4	29:10.449
9	1	3:36.067	58.291	1:41.138	56.638	116.7	32:46.516
10	1	3:34.835	58.197	1:41.318	55.320	117.4	36:21.351
11	1	3:34.837	57.578	1:42.156	55.103	117.4	39:56.188
12	1	3:38.882	58.354	1:42.979	57.549	115.2	43:35.070
13	1	3:35.895	59.529	1:41.315	55.051	116.8	47:10.965
14	1	3:32.917	57.314	1:41.199	54.404	118.4	50:43.882
15	1	3:33.133	57.599	1:40.768	54.766	118.3	54:17.015
16	1	3:29.758	55.778	1:40.562	53.418	120.2	57:46.773
17	1	3:36.025	58.144	1:42.368	55.513	116.7	1:01:22.798
18	1	3:38.445	56.038	1:40.404	1:02.003	115.4	1:05:01.243
19	1	4:52.007	1:27.443	1:59.868	1:24.696	86.3	1:09:53.250
20	1	4:21.683	1:12.553	1:59.214	1:09.916	96.4	1:14:14.933
21	1	3:35.514	57.538	1:41.905	56.071	117.0	1:17:50.447
22	1	3:34.846	56.716	1:41.126	57.004	117.4	1:21:25.293
23	1	3:29.675	56.367	1:39.621	53.687	120.3	1:24:54.968
24	1	3:34.346	56.910	1:41.170	56.266	117.6	1:28:29.314
25	1	3:33.442	56.840	1:42.432	54.170	118.1	1:32:02.756
26	1	3:33.898	57.256	1:42.156	54.486	117.9	1:35:36.654
27	1	3:31.149	56.678	1:40.158	54.313	119.4	1:39:07.803
28	1	3:32.301	57.931	1:39.822	54.548	118.8	1:42:40.104
29	1	3:31.315	56.673	1:40.448	54.194	119.3	1:46:11.419
30	1	3:31.092	57.658	1:39.529	53.905	119.4	1:49:42.511
31	1	3:33.691	58.182	1:41.092	54.417	118.0	1:53:16.202
32	1	3:44.367 B	58.278	1:39.444	1:06.645	112.4	1:57:00.569
33	1	5:26.737	2:47.515	1:42.868	56.354	77.2	2:02:27.306
34	1	3:33.003	56.865	1:39.745	56.393	118.4	2:06:00.309
35	1	3:35.486	57.346	1:41.841	56.299	117.0	2:09:35.795
36	1	3:39.427	57.340	1:45.588	56.499	114.9	2:13:15.222
37	1	3:32.600	57.693	1:41.109	53.798	118.6	2:16:47.822
38	1	3:28.599	56.739	1:39.364	52.496	120.9	2:20:16.421
39	1	3:24.732	55.374	1:37.489	51.869	123.2	2:23:41.153
40	1	3:24.965	54.041	1:38.121	52.803	123.0	2:27:06.118
41	1	3:28.015	55.760	1:39.598	52.657	121.2	2:30:34.133
42	1	3:26.185	56.273	1:36.995	52.917	122.3	2:34:00.318
43	1	3:35.242 B	54.887	1:37.883	1:02.472	117.1	2:37:35.560
44	1	10:47.826	8:16.948	1:37.194	53.684	38.9	2:48:23.386
45	1	3:20.263	54.180	1:34.553	51.530	125.9	2:51:43.649
46	1	3:19.039	54.414	1:33.473	51.152	126.7	2:55:02.688
47	1	3:19.419	53.986	1:34.107	51.326	126.4	2:58:22.107
48	1	3:15.895	54.505	1:32.156	49.234	128.7	3:01:38.002
49	1	3:17.511	55.299	1:33.166	49.046	127.7	3:04:55.513
50	1	3:11.146	52.560	1:29.392	49.194	131.9	3:08:06.659
51	1	3:12.447	53.319	1:30.021	49.107	131.0	3:11:19.106
52	1	3:15.735	52.780	1:31.888	51.067	128.8	3:14:34.841
53	1	3:06.324	51.241	1:27.521	47.562	135.3	3:17:41.165
54	1	3:26.068	52.015	1:33.135	1:00.918	122.4	3:21:07.233
55	1	4:14.679	1:07.267	1:39.273	1:28.139	99.0	3:25:21.912
56	1	4:48.761	1:22.308	2:05.703	1:20.750	87.3	3:30:10.673
57	1	4:36.422	1:16.532	2:06.570	1:13.320	91.2	3:34:47.095
58	1	4:34.183	1:21.317	2:07.456	1:05.410	92.0	3:39:21.278
59	1	3:33.306	55.051	1:49.506	48.749	118.2	3:42:54.584
60	1	3:19.940	54.380	1:34.723	50.837	126.1	3:46:14.524
61	1	3:13.351	54.167	1:29.954	49.230	130.4	3:49:27.875
62	1	3:10.433	52.501	1:28.318	49.614	132.4	3:52:38.308
63	1	3:26.629 B	54.864	1:30.206	1:01.559	122.0	3:56:04.937
64	1	4:53.064	2:35.840	1:28.465	48.759	86.0	4:00:58.001
65	1	3:10.166	53.287	1:28.589	48.290	132.6	4:04:08.167
66	1	3:08.711	52.149	1:28.623	47.939	133.6	4:07:16.878
67	1	3:08.969	52.646	1:27.578	48.745	133.4	4:10:25.847
68	1	3:09.742	51.941	1:25.213	52.588	132.9	4:13:35.589
69	1	3:06.241	51.769	1:25.853	48.619	135.4	4:16:41.830
70	1	3:06.721	52.304	1:25.789	48.628	135.0	4:19:48.551
71	1	3:10.875	51.848	1:27.004	52.023	132.1	4:22:59.426
72	1	3:08.394	51.613	1:28.157	48.624	133.8	4:26:07.820
73	1	3:08.959	52.532	1:28.521	47.906	133.4	4:29:16.779
74	1	3:08.303	52.528	1:27.141	48.634	133.9	4:32:25.082
75	1	3:05.345	50.726	1:24.980	49.639	136.0	4:35:30.427
76	1	3:06.591	51.285	1:26.703	48.603	135.1	4:38:37.018
77	1	3:20.558	51.757	1:26.960	1:01.841	125.7	4:41:57.576
78	1	3:09.167	51.678	1:28.247	49.242	133.3	4:45:06.743
79	1	3:04.646	50.746	1:25.286	48.614	136.6	4:48:11.389
80	1	3:06.226	50.880	1:25.818	49.528	135.4	4:51:17.615

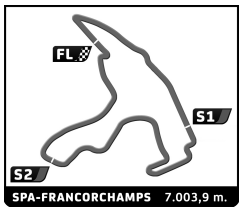

Spa Six Hours Endurance

SPA SIX HOURS

Race

Analysis

Personal Best | Session Best | **B** Crossing the finish line in pit lane

Lap	D	Time	Sector 1	Sector 2	Sector 3	Kph	Elapsed
81	1	3:07.046	52.925	1:26.794	47.327	134.8	4:54:24.661
82	1	3:06.088	51.069	1:27.264	47.755	135.5	4:57:30.749
83	1	3:32.198	53.365	1:30.307	1:08.526	118.8	5:01:02.947
84	1	4:28.010 B	1:10.739	1:48.829	1:28.442	94.1	5:05:30.957
85	1	12:24.384	...	1:31.474	48.997	33.9	5:17:55.341
86	1	3:11.460	52.230	1:27.957	51.273	131.7	5:21:06.801
87	1	3:47.920 B	1:05.952	1:35.899	1:06.069	110.6	5:24:54.721
88	1	17:57.337	...	2:03.861	1:06.592	23.4	5:42:52.058
89	1	3:05.764	52.349	1:26.141	47.274	135.7	5:45:57.822
90	1	3:03.416	51.379	1:24.347	47.690	137.5	5:49:01.238
91	1	3:04.520	50.875	1:24.100	49.545	136.6	5:52:05.758
92	1	3:04.916	50.576	1:24.807	49.533	136.4	5:55:10.674
93	1	3:04.826	52.140	1:25.470	47.216	136.4	5:58:15.500
94	1	3:06.092	50.519	1:25.588	49.985	135.5	6:01:21.592

197 1.Rui MACEDO SILVA 2.Pedro MACEDO SILVA 3.Joaquim JORGE FORD GT40 Roadster GTP+

Lap	D	Time	Sector 1	Sector 2	Sector 3	Kph	Elapsed
1	1	3:28.548	56.917	1:39.043	52.588	118.8	3:28.548
2	1	3:21.657	54.890	1:35.103	51.664	125.0	6:50.205
3	1	3:18.759	52.963	1:34.608	51.188	126.9	10:08.964
4	1	3:18.518	52.312	1:34.283	51.923	127.0	13:27.482
5	1	3:20.445	52.728	1:35.355	52.362	125.8	16:47.927
6	1	3:21.865	53.030	1:36.942	51.893	124.9	20:09.792
7	1	3:24.730	53.842	1:37.361	53.527	123.2	23:34.522
8	1	3:25.700	53.465	1:38.148	54.087	122.6	27:00.222
9	1	3:27.646	57.324	1:38.376	51.946	121.4	30:27.868
10	1	3:26.206	56.230	1:36.679	53.297	122.3	33:54.074
11	1	3:25.292	54.961	1:37.080	53.251	122.8	37:19.366
12	1	3:25.132	54.400	1:36.716	54.016	122.9	40:44.498
13	1	3:29.421	55.160	1:38.603	55.658	120.4	44:13.919
14	1	3:25.919	55.140	1:37.006	53.773	122.4	47:39.838
15	1	3:26.708	54.513	1:38.968	53.227	122.0	51:06.546
16	1	3:22.208	53.271	1:36.273	52.664	124.7	54:28.754
17	1	3:24.530	55.114	1:38.061	51.355	123.3	57:53.284
18	1	3:23.680	53.344	1:37.974	52.362	123.8	1:01:16.964
19	1	3:32.012	53.226	1:36.465	1:02.321	118.9	1:04:48.976
20	1	4:54.216	1:12.572	2:05.481	1:36.163	85.7	1:09:43.192
21	1	4:25.692	1:16.695	1:55.643	1:13.354	94.9	1:14:08.884
22	1	3:27.139	57.203	1:37.174	52.762	121.7	1:17:36.023
23	1	3:25.168	55.556	1:35.319	54.293	122.9	1:21:01.191
24	1	3:21.042	53.892	1:35.319	51.831	125.4	1:24:22.233
25	1	3:21.829	52.879	1:35.589	53.361	124.9	1:27:44.062
26	1	3:21.761	52.758	1:37.585	51.418	125.0	1:31:05.823
27	1	3:20.127	53.030	1:35.103	51.994	126.0	1:34:25.950
28	1	3:22.643	53.229	1:36.989	52.425	124.4	1:37:48.593
29	1	3:23.469	53.130	1:36.746	53.593	123.9	1:41:12.062
30	1	3:29.807 B	53.620	1:37.014	59.173	120.2	1:44:41.869
31	1	5:44.434	3:00.069	1:46.458	57.907	73.2	1:50:26.303
32	1	3:37.843	58.055	1:42.534	57.254	115.7	1:54:04.146
33	1	3:42.303	57.925	1:45.274	59.104	113.4	1:57:46.449
34	1	3:42.746	57.431	1:47.730	57.585	113.2	2:01:29.195
35	1	3:42.422	59.723	1:45.782	56.917	113.4	2:05:11.617
36	1	3:54.158 B	1:00.638	1:47.018	1:06.502	107.7	2:09:05.775
37	1	13:51.413	...	1:39.492	52.677	30.3	2:22:57.188
38	1	3:24.418	55.170	1:37.266	51.982	123.3	2:26:21.606
39	1	3:25.343	55.096	1:37.846	52.401	122.8	2:29:46.949
40	1	3:28.003	55.012	1:38.697	54.294	121.2	2:33:14.952
41	1	3:21.091	53.865	1:35.905	51.321	125.4	2:36:36.043
42	1	3:20.010	55.296	1:34.604	50.110	126.1	2:39:56.053
43	1	3:21.425	55.126	1:34.728	51.571	125.2	2:43:17.478
44	1	3:16.564	54.161	1:33.013	49.390	128.3	2:46:34.042
45	1	3:15.355	52.090	1:33.800	49.465	129.1	2:49:49.397
46	1	3:14.018	52.691	1:31.998	49.329	130.0	2:53:03.415
47	1	3:11.835	54.912	1:29.884	47.039	131.4	2:56:15.250
48	1	3:06.139	51.276	1:27.140	47.723	135.5	2:59:21.389
49	1	3:09.193	54.427	1:27.428	47.338	133.3	3:02:30.582
50	1	3:06.080	50.146	1:28.382	47.552	135.5	3:05:36.662
51	1	3:01.047	50.926	1:23.738	46.383	139.3	3:08:37.709
52	1	3:03.737	51.098	1:25.274	47.365	137.2	3:11:41.446
53	1	3:02.735	50.788	1:25.364	46.583	138.0	3:14:44.181
54	1	30:11.753	50.095	1:24.959	...	13.9	3:44:55.934
55	1	3:04.880	50.200	1:26.354	48.326	136.4	3:48:00.814
56	1	3:02.795	51.411	1:23.908	47.476	137.9	3:51:03.609
57	1	2:58.828	49.328	1:23.455	46.045	141.0	3:54:02.437
58	1	2:56.377	48.394	1:21.956	46.027	143.0	3:56:58.814
59	1	2:57.776	48.740	1:23.714	45.322	141.8	3:59:56.590
60	1	2:59.209	49.288	1:22.933	46.988	140.7	4:02:55.799
61	1	2:57.488	48.310	1:24.108	45.070	142.1	4:05:53.287
62	1	2:58.723	49.742	1:23.132	45.849	141.1	4:08:52.010
63	1	2:59.504	49.094	1:23.701	46.709	140.5	4:11:51.514
64	1	2:59.044	49.938	1:23.504	45.602	140.8	4:14:50.558
65	1	3:02.996	49.585	1:27.086	46.325	137.8	4:17:53.554
66	1	2:58.388	49.352	1:23.216	45.820	141.3	4:20:51.942
67	1	3:01.826	49.647	1:25.202	46.977	138.7	4:23:53.768
68	1	2:56.702	47.959	1:21.341	47.402	142.7	4:26:50.470
69	1	3:02.923	48.919	1:25.978	48.026	137.8	4:29:53.393
70	1	2:59.248	50.466	1:23.834	44.948	140.7	4:32:52.641
71	1	2:52.778	47.471	1:21.797	43.510	145.9	4:35:45.419
72	1	3:01.825	50.994	1:24.344	46.487	138.7	4:38:47.244
73	1	3:05.922	49.684	1:22.232	54.006	135.6	4:41:53.166
74	1	2:56.639	47.956	1:23.463	45.220	142.7	4:44:49.805
75	1	2:59.948	48.726	1:25.485	45.737	140.1	4:47:49.753
76	1	2:57.255	48.200	1:23.693	45.362	142.2	4:50:47.008
77	1	2:54.494	48.519	1:21.634	44.341	144.5	4:53:41.502
78	1	3:02.995	52.857	1:24.359	45.779	137.8	4:56:44.497
79	1	3:04.252	49.919	1:22.072	52.261	136.8	4:59:48.749
80	1	4:12.748	59.423	1:52.234	1:21.091	99.8	5:04:01.497
81	1	4:38.729	1:20.948	2:01.960	1:15.821	90.5	5:08:40.226
82	1	4:21.817	1:14.792	2:00.747	1:06.278	96.3	5:13:02.043
83	1	2:58.235	50.211	1:23.142	44.882	141.5	5:16:00.278
84	1	2:52.613	47.453	1:20.248	44.912	146.1	5:18:52.891
85	1	2:56.467	47.361	1:20.989	48.117	142.9	5:21:49.358
86	1	2:56.212	47.873	1:22.585	45.754	143.1	5:24:45.570
87	1	2:55.407	47.528	1:20.931	46.948	143.7	5:27:40.977
88	1	2:58.799	50.936	1:22.752	45.111	141.0	5:30:39.776
89	1	2:54.031	47.462	1:21.339	45.230	144.9	5:33:33.807
90	1	2:56.615	47.833	1:23.339	45.443	142.8	5:36:30.422
91	1	3:34.161	50.098	1:32.521	1:11.542	117.7	5:40:04.583
92	1	3:48.878	1:18.177	1:44.848	45.853	110.2	5:43:53.461
93	1	2:49.403	46.544	1:18.553	44.306	148.8	5:46:42.864
94	1	2:53.944	46.218	1:21.692	46.034	145.0	5:49:36.808
95	1	2:52.703	47.564	1:20.802	44.337	146.0	5:52:29.511
96	1	3:00.534	50.731	1:22.366	47.437	139.7	5:55:30.045
97	1	3:05.136	48.562	1:21.611	54.963	136.2	5:58:35.181

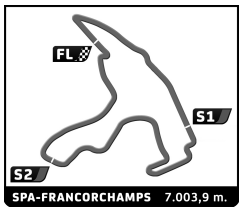

Spa Six Hours Endurance

SPA SIX HOURS

Race

Analysis

Personal Best | Session Best | **B** Crossing the finish line in pit lane

207 — 1.Crispin HARRIS, 2.James WILMOTH — AUSTIN HEALEY 3000 — GTS12

Lap	D	Time	Sector 1	Sector 2	Sector 3	Kph	Elapsed
1	1	4:25.134	1:39.462	1:46.041	59.631	93.4	4:25.134
2	1	3:48.752	1:02.888	1:45.505	1:00.359	110.2	8:13.886
3	1	3:41.928	1:01.824	1:43.085	57.019	113.6	11:55.814
4	1	3:38.272	59.141	1:42.102	57.029	115.5	15:34.086
5	1	3:38.208	1:00.462	1:41.505	56.241	115.6	19:12.294
6	1	3:36.743	58.541	1:42.267	55.935	116.3	22:49.037
7	1	3:38.586	59.896	1:43.137	55.553	115.4	26:27.623
8	1	3:41.321	59.171	1:43.684	58.466	113.9	30:08.944
9	1	3:40.850	1:00.022	1:42.808	58.020	114.2	33:49.794
10	1	3:40.050	59.763	1:43.082	57.205	114.6	37:29.844
11	1	3:40.437	59.252	1:43.855	57.330	114.4	41:10.281
12	1	3:41.576	59.945	1:44.556	57.075	113.8	44:51.857
13	1	3:46.746	1:02.467	1:45.044	59.235	111.2	48:38.603
14	1	3:42.572	59.991	1:45.569	57.012	113.3	52:21.175
15	1	3:39.126	59.599	1:43.280	56.247	115.1	56:00.301
16	1	3:40.407	59.436	1:43.367	57.604	114.4	59:40.708
17	1	3:40.458	59.567	1:43.682	57.209	114.4	1:03:21.166
18	1	4:06.947	1:06.280	1:51.293	1:09.374	102.1	1:07:28.113
19	1	4:09.962 **B**	1:09.292	1:49.498	1:11.172	100.9	1:11:38.075
20	1	8:48.468	6:03.955	1:45.701	58.812	47.7	1:20:26.543
21	1	3:41.058	59.770	1:44.835	56.453	114.1	1:24:07.601
22	1	4:15.919	1:00.716	2:14.268	1:00.935	98.5	1:28:23.520
23	1	3:44.340	1:00.069	1:46.069	58.202	112.4	1:32:07.860
24	1	3:42.615	59.772	1:44.922	57.921	113.3	1:35:50.475
25	1	3:45.791	1:00.647	1:46.824	58.320	111.7	1:39:36.266
26	1	3:44.277	1:00.205	1:45.559	58.513	112.4	1:43:20.543
27	1	3:47.677	1:02.626	1:48.159	56.892	110.7	1:47:08.220
28	1	3:41.804	1:01.135	1:42.398	58.271	113.7	1:50:50.024
29	1	3:42.268	1:00.212	1:42.733	59.323	113.4	1:54:32.292
30	1	3:41.663	59.696	1:45.745	56.222	113.7	1:58:13.955
31	1	3:38.479	1:00.484	1:42.328	55.667	115.4	2:01:52.434
32	1	3:39.020	1:00.327	1:41.872	56.821	115.1	2:05:31.454
33	1	3:40.170	59.518	1:42.599	58.053	114.5	2:09:11.624
34	1	3:52.245	1:01.631	1:53.737	56.877	108.6	2:13:03.869
35	1	3:43.725	1:00.487	1:43.770	59.468	112.7	2:16:47.594
36	1	3:38.649	1:00.114	1:43.631	54.904	115.3	2:20:26.243
37	1	3:37.269	1:00.255	1:42.489	54.525	116.1	2:24:03.512
38	1	3:33.194	59.192	1:40.211	53.791	118.3	2:27:36.706
39	1	3:34.985	58.762	1:42.002	54.221	117.3	2:31:11.691
40	1	3:36.571	58.815	1:42.626	55.130	116.4	2:34:48.262
41	1	3:31.127	58.043	1:39.702	53.382	119.4	2:38:19.389
42	1	3:33.216	59.220	1:39.080	54.916	118.3	2:41:52.605
43	1	3:24.824	57.146	1:35.336	52.342	123.1	2:45:17.429
44	1	3:32.110	1:00.342	1:38.056	53.712	118.9	2:48:49.539
45	1	3:34.659 **B**	58.867	1:36.401	59.391	117.5	2:52:24.198
46	1	8:54.832	6:25.785	1:37.336	51.711	47.1	3:01:19.030
47	1	3:19.924	56.594	1:32.139	51.191	126.1	3:04:38.954
48	1	3:21.458	56.711	1:31.347	53.400	125.2	3:08:00.412
49	1	3:24.433	56.618	1:32.460	55.355	123.3	3:11:24.845
50	1	3:20.933	57.549	1:31.134	52.250	125.5	3:14:45.778
51	1	3:20.644	56.571	1:31.719	52.354	125.7	3:18:06.422
52	1	3:25.687	55.975	1:33.584	56.128	122.6	3:21:32.109
53	1	4:03.450	59.493	1:38.760	1:25.197	103.6	3:25:35.559
54	1	4:45.135	1:20.166	2:02.420	1:22.549	88.4	3:30:20.694
55	1	4:36.975	1:15.119	2:04.049	1:17.807	91.0	3:34:57.669
56	1	4:29.170	1:18.689	2:05.043	1:05.438	93.7	3:39:26.839
57	1	3:25.957	56.163	1:36.221	53.573	122.4	3:42:52.796
58	1	3:24.624	57.193	1:34.339	53.092	123.2	3:46:17.420
59	1	3:24.739	56.855	1:34.806	53.078	123.2	3:49:42.159
60	1	3:16.476	57.243	1:28.131	51.102	128.3	3:52:58.635
61	1	3:15.044	55.823	1:29.112	50.109	129.3	3:56:13.679
62	1	3:15.636	55.592	1:28.686	51.358	128.9	3:59:29.315
63	1	3:19.699	55.919	1:33.576	50.204	126.3	4:02:49.014
64	1	3:12.294	54.442	1:28.153	49.699	131.1	4:06:01.308
65	1	3:18.429	56.135	1:30.746	51.548	127.1	4:09:19.737
66	1	3:15.286	55.203	1:29.922	50.161	129.1	4:12:35.023
67	1	3:14.268	55.635	1:27.445	51.188	129.8	4:15:49.291
68	1	3:15.097	54.276	1:30.609	50.212	129.2	4:19:04.388
69	1	3:14.100	55.336	1:28.337	50.427	129.9	4:22:18.488
70	1	3:11.754	54.852	1:27.148	49.754	131.5	4:25:30.242
71	1	3:12.379	54.347	1:27.374	50.658	131.1	4:28:42.621
72	1	3:11.568	54.771	1:26.797	50.000	131.6	4:31:54.189
73	1	3:14.103	54.886	1:28.795	50.422	129.9	4:35:08.292
74	1	3:11.951	54.269	1:27.711	49.971	131.4	4:38:20.243
75	1	3:15.596	54.891	1:29.552	51.153	128.9	4:41:35.839
76	1	3:12.450	54.172	1:28.306	49.972	131.0	4:44:48.289
77	1	3:15.834	55.956	1:29.052	50.826	128.8	4:48:04.123
78	1	3:12.180	54.538	1:27.309	50.333	131.2	4:51:16.303
79	1	3:11.302	54.917	1:27.331	49.054	131.8	4:54:27.605
80	1	3:13.891	53.995	1:28.311	51.585	130.0	4:57:41.496
81	1	3:35.728 **B**	55.485	1:29.110	1:11.133	116.9	5:01:17.224
82	1	9:46.927	7:11.613	1:38.098	57.216	43.0	5:11:04.151
83	1	3:40.806	1:03.631	1:40.026	57.149	114.2	5:14:44.957
84	1	3:20.300	57.023	1:31.686	51.591	125.9	5:18:05.257
85	1	3:15.220	55.419	1:29.529	50.272	129.2	5:21:20.477
86	1	3:16.023	55.088	1:29.073	51.862	128.6	5:24:36.500
87	1	3:11.337	54.225	1:27.248	49.864	131.8	5:27:47.837
88	1	3:14.849	56.158	1:28.619	50.072	129.4	5:31:02.686
89	1	3:12.335	55.502	1:27.255	49.578	131.1	5:34:15.021
90	1	3:09.858	53.649	1:26.414	49.795	132.8	5:37:24.879
91	1	3:37.338	55.919	1:38.705	1:02.714	116.0	5:41:02.217
92	1	3:35.682	1:05.645	1:38.396	51.641	116.9	5:44:37.899
93	1	3:09.520	53.869	1:26.601	49.050	133.0	5:47:47.419
94	1	3:11.048	54.095	1:26.280	50.673	132.0	5:50:58.467
95	1	3:11.490	53.340	1:26.561	51.589	131.7	5:54:09.957
96	1	3:10.694	53.830	1:26.792	50.072	132.2	5:57:20.651
97	1	3:14.220	56.174	1:26.822	51.224	129.8	6:00:34.871

219 — 1.Sjoerd PEEREBOOM, 2.Jasper IZAKS, 3.Tom SMITH — MG B — GTS11

Lap	D	Time	Sector 1	Sector 2	Sector 3	Kph	Elapsed
1	1	4:21.875	1:34.628	1:46.949	1:00.298	94.6	4:21.875
2	1	3:47.919	1:02.698	1:46.354	58.867	110.6	8:09.794
3	1	3:42.207	1:01.787	1:43.318	57.102	113.5	11:52.001
4	1	3:44.231	1:01.846	1:42.152	1:00.233	112.4	15:36.232
5	1	3:41.381	1:01.324	1:43.519	56.538	113.9	19:17.613
6	1	3:41.288	1:00.616	1:43.171	57.501	113.9	22:58.901
7	1	3:41.093	1:00.469	1:43.103	57.521	114.0	26:39.994
8	1	3:41.910	1:01.723	1:43.628	56.559	113.6	30:21.904
9	1	3:43.068	1:01.209	1:42.917	58.942	113.0	34:04.972
10	1	3:43.926	1:01.822	1:44.319	57.785	112.6	37:48.898
11	1	3:43.893	1:01.589	1:44.029	58.275	112.6	41:32.791
12	1	3:45.024	1:02.788	1:43.872	58.364	112.1	45:17.815
13	1	3:42.407	1:01.748	1:43.366	57.293	113.4	49:00.222

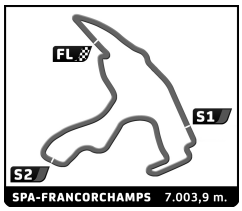

Spa Six Hours Endurance

SPA SIX HOURS

Race

Analysis

Personal Best | Session Best | B Crossing the finish line in pit lane

Lap	D	Time	Sector 1	Sector 2	Sector 3	Kph	Elapsed
14	1	3:43.416	1:00.947	1:43.878	58.591	112.9	52:43.638
15	1	3:40.524	1:00.699	1:43.332	56.493	114.3	56:24.162
16	1	3:42.006	1:00.615	1:43.902	57.489	113.6	1:00:06.168
17	1	3:40.135	1:01.036	1:42.618	56.481	114.5	1:03:46.303
18	1	5:16.732	1:31.787	2:22.695	1:22.250	79.6	1:09:03.035
19	1	4:36.674	1:26.822	1:59.979	1:09.873	91.1	1:13:39.709
20	1	3:40.642	1:00.656	1:43.268	56.718	114.3	1:17:20.351
21	1	3:39.364	1:00.449	1:43.229	55.686	114.9	1:20:59.715
22	1	3:40.389	1:00.675	1:43.328	56.386	114.4	1:24:40.104
23	1	3:39.795	1:00.472	1:42.434	56.889	114.7	1:28:19.899
24	1	3:39.535	1:00.979	1:42.039	56.517	114.9	1:31:59.434
25	1	3:41.555	1:00.690	1:44.466	56.399	113.8	1:35:40.989
26	1	3:40.262	1:01.305	1:42.411	56.546	114.5	1:39:21.251
27	1	3:39.988	1:02.049	1:42.181	55.758	114.6	1:43:01.239
28	1	3:39.376	1:01.022	1:42.330	56.024	114.9	1:46:40.615
29	1	3:45.314 B	1:00.871	1:42.095	1:02.348	111.9	1:50:25.929
30	1	4:55.469	2:15.129	1:43.959	56.381	85.3	1:55:21.398
31	1	3:41.881	1:02.108	1:42.683	57.090	113.6	1:59:03.279
32	1	3:39.229	1:01.041	1:41.942	56.246	115.0	2:02:42.508
33	1	3:41.627	1:01.293	1:42.957	57.377	113.8	2:06:24.135
34	1	3:41.198	1:01.377	1:43.482	56.339	114.0	2:10:05.333
35	1	3:39.537	1:01.137	1:42.484	55.916	114.9	2:13:44.870
36	1	3:38.589	1:01.995	1:41.599	54.995	115.3	2:17:23.459
37	1	3:37.598	1:00.272	1:41.708	55.618	115.9	2:21:01.057
38	1	3:35.031	1:00.621	1:39.422	54.988	117.3	2:24:36.088
39	1	3:34.396	1:00.429	1:39.294	54.673	117.6	2:28:10.484
40	1	3:33.970	1:00.004	1:40.149	53.817	117.8	2:31:44.454
41	1	3:33.182	1:00.427	1:39.781	52.974	118.3	2:35:17.636
42	1	3:33.186	59.562	1:38.552	55.072	118.3	2:38:50.822
43	1	3:28.904	59.707	1:35.984	53.213	120.7	2:42:19.726
44	1	3:29.992	59.232	1:37.625	53.135	120.1	2:45:49.718
45	1	3:27.715	58.806	1:36.127	52.782	121.4	2:49:17.433
46	1	3:23.751	58.548	1:33.528	51.675	123.7	2:52:41.184
47	1	3:25.364	1:00.340	1:33.922	51.102	122.8	2:56:06.548
48	1	3:20.462	57.810	1:31.853	50.799	125.8	2:59:27.010
49	1	3:24.534	58.782	1:32.140	53.612	123.3	3:02:51.544
50	1	3:17.788	57.629	1:29.519	50.640	127.5	3:06:09.332
51	1	3:21.517	56.705	1:29.496	55.316	125.1	3:09:30.849
52	1	3:17.250	57.173	1:27.948	52.129	127.8	3:12:48.099
53	1	3:19.623	56.987	1:29.729	52.907	126.3	3:16:07.722
54	1	3:19.565	57.075	1:28.421	54.069	126.3	3:19:27.287
55	1	3:47.190	1:02.875	1:37.861	1:06.454	111.0	3:23:14.477
56	1	4:23.455	1:07.836	1:45.657	1:29.962	95.7	3:27:37.932
57	1	4:50.521 B	1:14.454	1:57.408	1:38.659	86.8	3:32:28.453
58	1	9:38.428	7:15.400	1:31.161	51.867	43.6	3:42:06.881
59	1	3:14.588	57.762	1:26.673	50.153	129.6	3:45:21.469
60	1	3:11.876	56.222	1:26.151	49.503	131.4	3:48:33.345
61	1	3:11.895	55.132	1:26.759	50.004	131.4	3:51:45.240
62	1	3:10.934	55.252	1:26.070	49.612	132.1	3:54:56.174
63	1	3:14.623	56.097	1:26.468	52.058	129.6	3:58:10.797
64	1	3:10.168	55.879	1:24.533	49.756	132.6	4:01:20.965
65	1	3:08.737	55.217	1:24.630	48.890	133.6	4:04:29.702
66	1	3:07.964	54.174	1:24.569	49.221	134.1	4:07:37.666
67	1	3:11.760	54.588	1:24.425	52.747	131.5	4:10:49.426
68	1	3:15.201	59.330	1:26.988	48.883	129.2	4:14:04.627
69	1	3:12.638	55.791	1:25.381	51.466	130.9	4:17:17.265
70	1	3:09.841	56.755	1:24.477	48.609	132.8	4:20:27.106
71	1	3:07.687	54.532	1:23.309	49.846	134.3	4:23:34.793
72	1	3:07.851	54.231	1:23.365	50.255	134.2	4:26:42.644
73	1	3:09.547	54.085	1:26.595	48.867	133.0	4:29:52.191
74	1	3:17.498	53.918	1:34.208	49.372	127.7	4:33:09.689
75	1	3:11.528	54.370	1:27.113	50.045	131.6	4:36:21.217
76	1	3:10.970	57.478	1:25.253	48.239	132.0	4:39:32.187
77	1	3:11.821	54.653	1:24.105	53.063	131.4	4:42:44.008
78	1	3:15.358	53.947	1:24.463	56.948	129.1	4:45:59.366
79	1	3:07.608	54.592	1:24.316	48.700	134.4	4:49:06.974
80	1	3:07.631	54.200	1:24.706	48.725	134.4	4:52:14.605
81	1	3:44.909 B	54.165	1:41.898	1:08.846	112.1	4:55:59.514
82	1	5:14.798	2:46.549	1:26.200	1:02.049	80.1	5:01:14.312
83	1	4:14.252	1:08.445	1:46.417	1:19.390	99.2	5:05:28.564
84	1	4:42.244	1:16.569	1:58.897	1:26.778	89.3	5:10:10.808
85	1	3:59.303	1:26.922	1:41.893	50.488	105.4	5:14:10.111
86	1	3:10.327	54.500	1:26.149	49.678	132.5	5:17:20.438
87	1	3:13.780	55.101	1:29.581	49.098	130.1	5:20:34.218
88	1	3:11.530	54.475	1:26.917	50.138	131.6	5:23:45.748
89	1	3:08.725	55.452	1:24.518	48.755	133.6	5:26:54.473
90	1	3:08.595	54.284	1:24.388	49.923	133.7	5:30:03.068
91	1	3:09.411	54.380	1:25.446	49.585	133.1	5:33:12.479
92	1	3:09.801	54.518	1:25.272	50.011	132.8	5:36:22.280
93	1	3:39.479	55.709	1:32.746	1:11.024	114.9	5:40:01.759
94	1	3:54.108	1:19.170	1:44.795	50.143	107.7	5:43:55.867
95	1	3:08.654	54.228	1:24.991	49.435	133.7	5:47:04.521
96	1	3:08.453	54.581	1:24.576	49.296	133.8	5:50:12.974
97	1	3:10.005	55.216	1:24.810	49.979	132.7	5:53:22.979
98	1	3:11.326	56.356	1:24.146	50.824	131.8	5:56:34.305
99	1	3:12.452	54.943	1:26.244	51.265	131.0	5:59:46.757

331 1.Bas JANSEN 2.Marcel VAN LAARHOVEN 3.Jac MEEUWISSEN — FORD Mustang CT10

Lap	D	Time	Sector 1	Sector 2	Sector 3	Kph	Elapsed
1	1	4:26.030	1:40.612	1:45.814	59.604	93.1	4:26.030
2	1	3:47.633	1:03.013	1:45.148	59.472	110.8	8:13.663
3	1	3:43.265	1:03.163	1:42.756	57.346	112.9	11:56.928
4	1	3:40.184	1:01.805	1:42.867	55.512	114.5	15:37.112
5	1	3:36.934	1:00.148	1:41.847	54.939	116.2	19:14.046
6	1	3:36.117	1:00.139	1:40.760	55.218	116.7	22:50.163
7	1	3:38.163	1:00.279	1:42.254	55.630	115.6	26:28.326
8	1	3:39.972	1:00.664	1:42.182	57.126	114.6	30:08.298
9	1	3:35.861	1:00.048	1:39.582	56.231	116.8	33:44.159
10	1	3:39.922	1:00.792	1:41.775	57.355	114.7	37:24.081
11	1	3:40.677	1:00.864	1:42.073	57.740	114.3	41:04.758
12	1	3:45.462	1:02.181	1:44.198	59.083	111.8	44:50.220
13	1	3:41.480	1:01.904	1:41.577	57.999	113.8	48:31.700
14	1	3:40.208	1:00.648	1:43.173	56.387	114.5	52:11.908
15	1	3:38.030	1:00.500	1:40.830	56.700	115.6	55:49.938
16	1	3:39.605	1:00.786	1:42.902	55.917	114.8	59:29.543
17	1	3:38.840	1:00.866	1:41.461	56.513	115.2	1:03:08.383
18	1	3:45.732	1:00.696	1:43.299	1:01.737	111.7	1:06:54.115
19	1	4:04.597	1:08.342	1:43.947	1:12.308	103.1	1:10:58.712
20	1	4:44.468	1:42.843	2:02.995	58.630	88.6	1:15:43.180
21	1	3:38.404	1:00.642	1:41.260	56.502	115.4	1:19:21.584
22	1	3:40.023	1:01.502	1:42.167	56.354	114.6	1:23:01.607
23	1	3:39.972	1:00.030	1:43.080	56.862	114.6	1:26:41.579
24	1	3:38.500	1:01.213	1:42.030	55.257	115.4	1:30:20.079
25	1	3:37.136	1:00.536	1:40.942	55.658	116.1	1:33:57.215
26	1	3:36.887	1:00.672	1:40.180	56.035	116.3	1:37:34.102
27	1	3:40.603	1:00.924	1:42.424	57.255	114.3	1:41:14.705

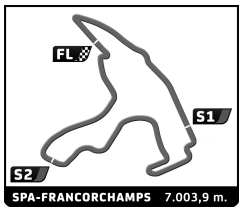

Spa Six Hours Endurance

SPA SIX HOURS

Race

Analysis

Personal Best | Session Best | **B** Crossing the finish line in pit lane

Lap	D	Time	Sector 1	Sector 2	Sector 3	Kph	Elapsed
28	1	3:39.544	1:01.351	1:42.091	56.102	114.8	1:44:54.249
29	1	3:40.213	1:01.616	1:43.368	55.229	114.5	1:48:34.462
30	1	3:38.019	1:01.198	1:40.392	56.429	115.7	1:52:12.481
31	1	3:38.014	1:01.332	1:40.798	55.884	115.7	1:55:50.495
32	1	3:40.346	1:01.664	1:42.646	56.036	114.4	1:59:30.841
33	1	3:38.807	1:01.995	1:40.401	56.411	115.2	2:03:09.648
34	1	3:37.874	1:00.750	1:40.639	56.485	115.7	2:06:47.522
35	1	3:39.086	1:01.115	1:41.660	56.311	115.1	2:10:26.608
36	1	3:41.595	1:00.728	1:43.199	57.668	113.8	2:14:08.203
37	1	3:36.725	1:00.520	1:40.496	55.709	116.3	2:17:44.928
38	1	3:32.772	1:00.171	1:38.417	54.184	118.5	2:21:17.700
39	1	3:38.957	1:05.934	1:39.130	53.893	115.2	2:24:56.657
40	1	3:40.272 **B**	1:00.136	1:37.778	1:02.358	114.5	2:28:36.929
41	1	14:22.147	...	1:43.214	57.586	29.2	2:42:59.076
42	1	3:34.080	1:01.378	1:38.834	53.868	117.8	2:46:33.156
43	1	3:31.111	1:00.276	1:35.547	55.288	119.4	2:50:04.267
44	1	3:28.571	59.845	1:35.687	53.039	120.9	2:53:32.838
45	1	3:30.670	1:00.319	1:36.577	53.774	119.7	2:57:03.508
46	1	3:30.429	59.083	1:35.941	55.405	119.8	3:00:33.937
47	1	3:30.891	59.710	1:36.481	54.700	119.6	3:04:04.828
48	1	3:36.173	1:03.683	1:35.704	56.786	116.6	3:07:41.001
49	1	3:44.694	1:04.656	1:41.649	58.389	112.2	3:11:25.695
50	1	4:02.715 **B**	1:10.342	1:44.059	1:08.314	103.9	3:15:28.410
51	1	43:42.061	...	1:37.366	55.283	9.6	3:59:10.471
52	1	3:31.275	1:01.903	1:35.087	54.285	119.3	4:02:41.746
53	1	3:25.050	59.004	1:33.726	52.320	123.0	4:06:06.796
54	1	3:27.130	58.103	1:34.530	54.497	121.7	4:09:33.926
55	1	3:27.145	58.652	1:34.605	53.888	121.7	4:13:01.071
56	1	3:25.934	58.990	1:32.721	54.223	122.4	4:16:27.005
57	1	3:22.684	57.877	1:31.856	52.951	124.4	4:19:49.689
58	1	3:20.668	57.789	1:30.674	52.205	125.7	4:23:10.357
59	1	3:24.560	57.135	1:34.828	52.597	123.3	4:26:34.917
60	1	3:27.386	59.183	1:33.708	54.495	121.6	4:30:02.303
61	1	3:19.481	56.699	1:30.301	52.481	126.4	4:33:21.784
62	1	3:19.424	57.149	1:30.835	51.440	126.4	4:36:41.208
63	1	3:18.827	56.403	1:30.423	52.001	126.8	4:40:00.035
64	1	3:20.568	58.530	1:28.907	53.131	125.7	4:43:20.603
65	1	3:32.698 **B**	58.546	1:32.191	1:01.961	118.5	4:46:53.301
66	1	10:51.509	8:18.023	1:36.085	57.401	38.7	4:57:44.810
67	1	4:04.445 **B**	1:02.392	1:41.449	1:20.604	103.1	5:01:49.255
68	1	7:18.533 **B**	3:51.375	1:52.969	1:34.189	57.5	5:09:07.788
69	1	5:38.668	3:02.683	1:40.138	55.847	74.5	5:14:46.456
70	1	3:23.907	58.898	1:31.997	53.012	123.7	5:18:10.363
71	1	3:28.055	58.317	1:35.472	54.266	121.2	5:21:38.418
72	1	3:26.221	59.114	1:32.463	54.644	122.3	5:25:04.639
73	1	3:21.002	58.180	1:30.414	52.408	125.4	5:28:25.641
74	1	3:18.670	58.238	1:28.866	51.566	126.9	5:31:44.311
75	1	3:21.121	57.428	1:30.205	53.488	125.4	5:35:05.432
76	1	3:24.965	58.370	1:30.624	55.971	123.0	5:38:30.397
77	1	4:24.268	1:14.232	2:01.773	1:08.263	95.4	5:42:54.665
78	1	3:23.033	59.187	1:30.104	53.742	124.2	5:46:17.698
79	1	3:18.228	57.372	1:28.954	51.902	127.2	5:49:35.926
80	1	3:19.296	57.110	1:29.769	52.417	126.5	5:52:55.222
81	1	3:21.355	57.623	1:31.527	52.205	125.2	5:56:16.577
82	1	3:22.683	57.533	1:32.086	53.064	124.4	5:59:39.260

616 1.Armand ADRIAANS
2.Ad VERKUIJLEN

FORD Mustang Notchback
CT10

Lap	D	Time	Sector 1	Sector 2	Sector 3	Kph	Elapsed
1	1	4:24.671	1:38.347	1:46.708	59.616	93.6	4:24.671
2	1	3:48.242	1:02.876	1:45.342	1:00.024	110.5	8:12.913
3	1	3:41.838	1:01.332	1:44.051	56.455	113.7	11:54.751
4	1	3:38.908	59.486	1:42.497	56.925	115.2	15:33.659
5	1	3:36.684	57.977	1:43.037	55.670	116.4	19:10.343
6	1	3:37.497	59.045	1:41.793	56.659	115.9	22:47.840
7	1	3:38.114	59.274	1:42.716	56.124	115.6	26:25.954
8	1	3:38.321	59.324	1:43.382	55.615	115.5	30:04.275
9	1	3:38.769	59.590	1:42.112	57.067	115.3	33:43.044
10	1	3:40.470	58.915	1:43.938	57.617	114.4	37:23.514
11	1	3:40.745	59.745	1:43.271	57.729	114.2	41:04.259
12	1	3:44.963	1:01.438	1:44.862	58.663	112.1	44:49.222
13	1	3:41.747	59.665	1:44.134	57.948	113.7	48:30.969
14	1	3:40.254	1:00.659	1:43.091	56.504	114.5	52:11.223
15	1	3:38.290	59.216	1:42.429	56.645	115.5	55:49.513
16	1	3:38.472	59.076	1:43.107	56.289	115.4	59:27.985
17	1	3:38.251	1:00.174	1:41.783	56.294	115.5	1:03:06.236
18	1	3:46.335	1:00.222	1:44.830	1:01.283	111.4	1:06:52.571
19	1	4:05.091	1:08.347	1:44.519	1:12.225	102.9	1:10:57.662
20	1	4:40.461	1:42.162	2:00.569	57.730	89.9	1:15:38.123
21	1	3:39.874	59.931	1:43.589	56.354	114.7	1:19:17.997
22	1	3:39.937	59.970	1:43.014	56.953	114.6	1:22:57.934
23	1	3:38.171	58.828	1:42.777	56.566	115.6	1:26:36.105
24	1	3:40.018	59.417	1:43.702	56.899	114.6	1:30:16.123
25	1	3:39.270	59.712	1:42.532	57.026	115.0	1:33:55.393
26	1	3:37.385	59.061	1:42.388	55.936	116.0	1:37:32.778
27	1	3:39.417	59.255	1:42.981	57.181	114.9	1:41:12.195
28	1	3:40.381	1:00.485	1:43.854	56.042	114.4	1:44:52.576
29	1	3:38.628	1:00.046	1:42.724	55.858	115.3	1:48:31.204
30	1	3:39.661	1:01.328	1:41.902	56.431	114.8	1:52:10.865
31	1	3:38.482	59.072	1:42.420	56.990	115.4	1:55:49.347
32	1	3:38.992	1:00.217	1:42.608	56.167	115.1	1:59:28.339
33	1	3:38.770	1:00.412	1:41.889	56.469	115.3	2:03:07.109
34	1	3:39.327	1:00.654	1:41.822	56.851	115.0	2:06:46.436
35	1	3:39.638	59.701	1:43.542	56.395	114.8	2:10:26.074
36	1	3:41.816	1:00.322	1:43.573	57.921	113.7	2:14:07.890
37	1	3:47.379 **B**	59.510	1:41.413	1:06.456	110.9	2:17:55.269
38	1	15:53.180	...	1:44.472	57.012	26.5	2:33:48.449
39	1	3:40.707	59.782	1:44.451	56.474	114.2	2:37:29.156
40	1	3:40.970	1:01.917	1:44.035	55.018	114.1	2:41:10.126
41	1	3:32.528	59.300	1:39.501	53.727	118.6	2:44:42.654
42	1	3:31.914	58.666	1:39.402	53.846	119.0	2:48:14.568
43	1	3:34.918	59.745	1:40.076	55.097	117.3	2:51:49.486
44	1	3:32.637	59.613	1:38.739	54.285	118.6	2:55:22.123
45	1	3:28.096	59.848	1:36.831	51.417	121.2	2:58:50.219
46	1	3:26.692	57.844	1:35.045	53.803	122.0	3:02:16.911
47	1	3:24.978	56.873	1:35.526	52.579	123.0	3:05:41.889
48	1	3:30.994	59.500	1:38.418	53.076	119.5	3:09:12.883
49	1	3:24.738	57.290	1:34.938	52.510	123.2	3:12:37.621
50	1	3:26.218	58.530	1:35.749	51.939	122.3	3:16:03.839
51	1	3:21.929	55.929	1:32.627	53.373	124.9	3:19:25.768
52	1	3:46.615	1:01.798	1:38.293	1:06.524	111.3	3:23:12.383
53	1	4:19.526	1:05.176	1:46.858	1:27.492	97.2	3:27:31.909
54	1	4:44.471	1:16.408	1:58.402	1:29.661	88.6	3:32:16.380
55	1	4:37.356	1:23.796	1:56.084	1:17.476	90.9	3:36:53.736
56	1	4:02.767	1:07.297	1:50.758	1:04.712	103.9	3:40:56.503
57	1	3:25.240	57.725	1:33.475	54.040	122.9	3:44:21.743
58	1	3:32.467	55.233	1:40.668	56.566	118.7	3:47:54.210

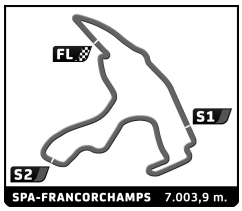

Spa Six Hours Endurance

SPA SIX HOURS

Race

Analysis

Personal Best | Session Best | **B** Crossing the finish line in pit lane

Lap	D	Time	Sector 1	Sector 2	Sector 3	Kph	Elapsed
59	1	3:20.003	58.706	1:28.781	52.516	126.1	3:51:14.213
60	1	3:15.486	55.469	1:29.262	50.755	129.0	3:54:29.699
61	1	3:13.632	56.078	1:28.172	49.382	130.2	3:57:43.331
62	1	3:14.274	56.122	1:27.705	50.447	129.8	4:00:57.605
63	1	3:15.492	56.268	1:29.053	50.171	129.0	4:04:13.097
64	1	3:14.840	54.989	1:29.156	50.695	129.4	4:07:27.937
65	1	3:14.432	54.623	1:27.697	52.112	129.7	4:10:42.369
66	1	3:16.152	55.220	1:31.351	49.581	128.5	4:13:58.521
67	1	3:18.198	55.524	1:31.669	51.005	127.2	4:17:16.719
68	1	3:18.539	55.522	1:29.871	53.146	127.0	4:20:35.258
69	1	3:21.826	57.306	1:32.745	51.775	124.9	4:23:57.084
70	1	3:13.715	54.315	1:28.312	51.088	130.2	4:27:10.799
71	1	3:15.689	55.397	1:30.092	50.200	128.8	4:30:26.488
72	1	3:20.623	55.917	1:32.462	52.244	125.7	4:33:47.111
73	1	3:16.014	56.077	1:29.275	50.662	128.6	4:37:03.125
74	1	3:17.073	55.463	1:27.093	54.517	127.9	4:40:20.198
75	1	3:35.810 **B**	56.877	1:28.014	1:10.919	116.8	4:43:56.008
76	1	9:42.799	7:15.122	1:35.880	51.797	43.3	4:53:38.807
77	1	3:14.935	56.208	1:29.914	48.813	129.3	4:56:53.742
78	1	3:10.704	52.716	1:27.082	50.906	132.2	5:00:04.446
79	1	4:03.335	58.968	1:42.623	1:21.744	103.6	5:04:07.781
80	1	4:38.049	1:19.038	2:01.580	1:17.431	90.7	5:08:45.830
81	1	4:20.479	1:13.571	2:00.293	1:06.615	96.8	5:13:06.309
82	1	3:19.461	57.553	1:28.988	52.920	126.4	5:16:25.770
83	1	3:11.164	54.445	1:27.613	49.106	131.9	5:19:36.934
84	1	3:11.019	53.257	1:27.517	50.245	132.0	5:22:47.953
85	1	3:10.890	52.385	1:29.128	49.377	132.1	5:25:58.843
86	1	3:09.866	53.047	1:27.110	49.709	132.8	5:29:08.709
87	1	3:11.582	54.487	1:28.210	48.885	131.6	5:32:20.291
88	1	3:10.553	52.685	1:28.077	49.791	132.3	5:35:30.844
89	1	3:19.016	53.028	1:28.892	57.096	126.7	5:38:49.860
90	1	4:11.371	1:01.407	2:00.347	1:09.617	100.3	5:43:01.231
91	1	3:11.872	54.191	1:28.796	48.885	131.4	5:46:13.103
92	1	3:11.369	53.146	1:28.839	49.384	131.8	5:49:24.472
93	1	3:09.126	53.556	1:27.151	48.419	133.3	5:52:33.598
94	1	3:13.078	53.933	1:28.111	51.034	130.6	5:55:46.676
95	1	3:09.941	51.888	1:26.217	51.836	132.7	5:58:56.617
96	1	3:11.474	52.418	1:29.690	49.366	131.7	6:02:08.091

771 1.Alan GREENHALGH
2.Robin GREENHALGH

FORD Falcon Sprint
CT10

Lap	D	Time	Sector 1	Sector 2	Sector 3	Kph	Elapsed
1	1	4:19.393	1:32.532	1:45.218	1:01.643	95.5	4:19.393
2	1	3:50.347	1:03.743	1:46.425	1:00.179	109.5	8:09.740
3	1	3:42.887	1:00.246	1:45.829	56.812	113.1	11:52.627
4	1	3:45.427	1:00.039	1:48.554	56.834	111.9	15:38.054
5	1	3:41.354	1:00.581	1:43.691	57.082	113.9	19:19.408
6	1	3:40.983	1:00.008	1:43.134	57.841	114.1	23:00.391
7	1	3:41.405	1:00.734	1:44.668	56.003	113.9	26:41.796
8	1	3:41.457	1:01.226	1:43.195	57.036	113.9	30:23.253
9	1	3:41.361	1:00.545	1:42.763	58.053	113.9	34:04.614
10	1	3:38.823	59.496	1:42.757	56.570	115.2	37:43.437
11	1	3:42.424	1:00.197	1:43.742	58.485	113.4	41:25.861
12	1	3:43.240	1:00.871	1:46.035	56.334	112.9	45:09.101
13	1	3:40.690	1:00.757	1:43.625	56.308	114.3	48:49.791
14	1	3:40.170	59.595	1:43.323	57.252	114.5	52:29.961
15	1	3:39.451	59.004	1:42.892	57.555	114.9	56:09.412
16	1	3:38.311	58.237	1:42.590	57.484	115.5	59:47.723
17	1	3:40.573	1:00.118	1:43.669	56.786	114.3	1:03:28.296
18	1	4:07.448	1:04.641	1:51.451	1:11.356	101.9	1:07:35.744
19	1	4:01.180	1:11.307	1:48.977	1:00.896	104.5	1:11:36.924
20	1	4:06.956	1:13.184	1:54.744	59.028	102.1	1:15:43.880
21	1	3:39.286	1:01.206	1:42.463	55.617	115.0	1:19:23.166
22	1	3:39.532	59.474	1:43.591	56.467	114.9	1:23:02.698
23	1	3:36.570	58.463	1:41.716	56.391	116.4	1:26:39.268
24	1	3:53.298	58.966	1:57.410	56.922	108.1	1:30:32.566
25	1	3:35.551	57.967	1:41.670	55.914	117.0	1:34:08.117
26	1	3:37.711	59.301	1:42.610	55.800	115.8	1:37:45.828
27	1	3:52.066 **B**	59.522	1:42.253	1:10.291	108.7	1:41:37.894
28	1	11:05.596	8:17.761	1:47.101	1:00.734	37.9	1:52:43.490
29	1	3:46.863	1:01.614	1:46.741	58.508	111.1	1:56:30.353
30	1	3:46.471	1:02.949	1:44.947	58.575	111.3	2:00:16.824
31	1	3:50.421	1:02.368	1:52.000	56.053	109.4	2:04:07.245
32	1	3:49.308	1:02.264	1:47.342	59.702	110.0	2:07:56.553
33	1	3:46.969	1:01.912	1:46.727	58.330	111.1	2:11:43.522
34	1	3:43.453	1:01.540	1:45.351	56.562	112.8	2:15:26.975
35	1	3:42.630	1:00.910	1:44.030	57.690	113.3	2:19:09.605
36	1	3:41.837	1:01.099	1:45.019	55.719	113.7	2:22:51.442
37	1	3:40.919	1:00.644	1:44.383	55.892	114.1	2:26:32.361
38	1	3:37.843	59.796	1:42.228	55.819	115.7	2:30:10.204
39	1	3:40.162	1:02.626	1:42.249	55.287	114.5	2:33:50.366
40	1	3:36.189	59.221	1:42.375	54.593	116.6	2:37:26.555
41	1	3:39.553	1:01.184	1:42.505	55.864	114.8	2:41:06.108
42	1	3:32.452	58.125	1:39.741	54.586	118.7	2:44:38.560
43	1	3:34.586	58.164	1:40.904	55.518	117.5	2:48:13.146
44	1	3:35.531	1:00.189	1:40.479	54.863	117.0	2:51:48.677
45	1	3:30.837	58.245	1:40.331	52.261	119.6	2:55:19.514
46	1	3:29.456	57.415	1:39.185	52.856	120.4	2:58:48.970
47	1	3:25.937	56.887	1:36.736	52.314	122.4	3:02:14.907
48	1	3:26.789	56.997	1:36.838	52.954	121.9	3:05:41.696
49	1	3:29.653	58.003	1:39.543	52.107	120.3	3:09:11.349
50	1	3:25.510	57.037	1:36.069	52.404	122.7	3:12:36.859
51	1	3:26.002	56.898	1:37.538	51.566	122.4	3:16:02.861
52	1	3:21.808	55.296	1:33.804	52.708	124.9	3:19:24.669
53	1	3:54.430 **B**	1:01.223	1:38.887	1:14.320	107.6	3:23:19.099
54	1	11:43.568	8:34.257	1:48.918	1:20.393	35.8	3:35:02.667
55	1	4:29.366	1:16.437	2:05.911	1:07.018	93.6	3:39:32.033
56	1	3:17.318	54.681	1:32.121	50.516	127.8	3:42:49.351
57	1	3:18.048	55.823	1:32.243	49.982	127.3	3:46:07.399
58	1	3:14.969	54.469	1:30.692	49.808	129.3	3:49:22.368
59	1	3:11.325	53.591	1:29.086	48.648	131.8	3:52:33.693
60	1	3:09.973	53.686	1:27.473	48.814	132.7	3:55:43.666
61	1	3:09.930	53.210	1:27.166	49.554	132.8	3:58:53.596
62	1	3:09.162	53.917	1:26.474	48.771	133.3	4:02:02.758
63	1	3:12.201	53.251	1:28.673	50.277	131.2	4:05:14.959
64	1	3:10.558	53.003	1:27.928	49.627	132.3	4:08:25.517
65	1	3:10.757	54.462	1:27.287	49.008	132.2	4:11:36.274
66	1	3:08.401	52.805	1:27.089	48.507	133.8	4:14:44.675
67	1	3:12.414	54.178	1:28.148	50.088	131.0	4:17:57.089
68	1	3:07.707	52.135	1:27.928	47.644	134.3	4:21:04.796
69	1	3:08.879	52.520	1:29.081	47.278	133.5	4:24:13.675
70	1	3:07.611	52.255	1:26.878	48.478	134.4	4:27:21.286
71	1	3:10.993	51.913	1:29.535	49.545	132.0	4:30:32.279
72	1	3:11.979	53.404	1:29.317	49.258	131.3	4:33:44.258
73	1	3:07.098	52.089	1:27.071	47.938	134.8	4:36:51.356
74	1	3:08.959	52.557	1:25.900	50.502	133.4	4:40:00.315
75	1	3:07.650	52.179	1:26.891	48.580	134.4	4:43:07.965

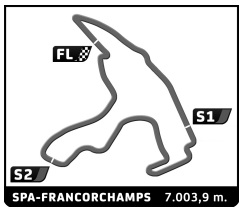

Spa Six Hours Endurance

SPA SIX HOURS

Race

Analysis

Personal Best | Session Best | B Crossing the finish line in pit lane

Lap	D	Time	Sector 1	Sector 2	Sector 3	Kph	Elapsed
76	1	3:06.750	51.246	1:26.843	48.661	135.0	4:46:14.715
77	1	3:06.287	52.153	1:26.355	47.779	135.4	4:49:21.002
78	1	3:07.293	53.814	1:26.195	47.284	134.6	4:52:28.295
79	1	3:03.758	50.900	1:26.210	46.648	137.2	4:55:32.053
80	1	3:59.910 B	50.914	2:03.406	1:05.590	105.1	4:59:31.963

911 1.Diederik CEYSSENS 2.Jurgen VERMEULEN — PORSCHE 911 GTS11

Lap	D	Time	Sector 1	Sector 2	Sector 3	Kph	Elapsed
1	1	4:16.739	1:36.917	1:42.788	57.034	96.5	4:16.739
2	1	3:36.212	59.048	1:41.205	55.959	116.6	7:52.951
3	1	3:37.877	58.740	1:43.593	55.544	115.7	11:30.828
4	1	3:36.283	1:00.091	1:41.670	54.522	116.6	15:07.111
5	1	3:34.196	57.898	1:41.691	54.607	117.7	18:41.307
6	1	3:36.211	58.311	1:40.864	57.036	116.6	22:17.518
7	1	3:33.590	57.636	1:40.636	55.318	118.0	25:51.108
8	1	3:35.388	59.696	1:40.848	54.844	117.1	29:26.496
9	1	4:01.980	1:25.627	1:40.861	55.492	104.2	33:28.476
10	1	3:37.387	59.371	1:41.988	56.028	116.0	37:05.863
11	1	3:38.565	59.473	1:42.527	56.565	115.4	40:44.428
12	1	3:40.866	59.547	1:44.415	56.904	114.2	44:25.294
13	1	3:38.609	59.888	1:42.024	56.697	115.3	48:03.903
14	1	3:44.618	59.785	1:42.714	1:02.119	112.3	51:48.521
15	1	3:35.519	58.921	1:41.007	55.591	117.0	55:24.040
16	1	3:36.031	58.180	1:42.521	55.330	116.7	59:00.071
17	1	3:36.423	59.088	1:41.167	56.168	116.5	1:02:36.494
18	1	3:50.856	58.780	1:47.667	1:04.409	109.2	1:06:27.350
19	1	4:18.511	1:10.399	1:51.361	1:16.751	97.5	1:10:45.861
20	1	4:39.682	1:41.801	2:01.708	56.173	90.2	1:15:25.543
21	1	3:36.325	58.996	1:41.934	55.395	116.6	1:19:01.868
22	1	3:36.813	58.338	1:41.889	56.586	116.3	1:22:38.681
23	1	3:38.095	59.342	1:43.490	55.263	115.6	1:26:16.776
24	1	3:34.689	58.569	1:40.765	55.355	117.4	1:29:51.465
25	1	3:34.063	58.131	1:41.099	54.833	117.8	1:33:25.528
26	1	3:35.394	59.131	1:40.897	55.366	117.1	1:37:00.922
27	1	3:37.869	59.441	1:41.334	57.094	115.7	1:40:38.791
28	1	3:36.686	59.467	1:41.996	55.223	116.4	1:44:15.477
29	1	3:36.687	59.026	1:41.771	55.890	116.4	1:47:52.164
30	1	3:38.093	59.535	1:41.665	56.893	115.6	1:51:30.257
31	1	3:36.182	59.253	1:40.557	56.372	116.6	1:55:06.439
32	1	3:37.262	59.335	1:41.035	56.892	116.1	1:58:43.701
33	1	3:35.824	59.553	1:41.549	54.722	116.8	2:02:19.525
34	1	3:35.979	58.912	1:41.066	56.001	116.7	2:05:55.504
35	1	3:37.490	1:00.125	1:42.587	54.778	115.9	2:09:32.994
36	1	3:40.657	59.979	1:42.599	58.079	114.3	2:13:13.651
37	1	3:35.430	59.904	1:41.170	54.356	117.0	2:16:49.081
38	1	3:36.061	59.711	1:41.785	54.565	116.7	2:20:25.142
39	1	3:36.058	58.416	1:41.076	56.566	116.7	2:24:01.200
40	1	3:39.314 B	57.999	1:40.717	1:00.598	115.0	2:27:40.514
41	1	13:32.034	...	1:45.405	58.699	31.1	2:41:12.548
42	1	4:00.476	1:05.992	1:57.062	57.422	104.9	2:45:13.024
43	1	3:37.641	1:01.681	1:40.697	55.263	115.9	2:48:50.665
44	1	3:29.566	59.403	1:35.445	54.718	120.3	2:52:20.231
45	1	3:29.357	59.815	1:35.020	54.522	120.4	2:55:49.588
46	1	3:27.843	1:01.364	1:32.675	53.804	121.3	2:59:17.431
47	1	3:26.178	59.437	1:32.697	54.044	122.3	3:02:43.609
48	1	3:22.770	58.352	1:32.489	51.929	124.3	3:06:06.379
49	1	3:22.097	56.995	1:31.356	53.746	124.8	3:09:28.476
50	1	3:18.603	56.736	1:29.858	52.009	127.0	3:12:47.079
51	1	3:19.779	56.961	1:30.397	52.421	126.2	3:16:06.858
52	1	3:19.562	56.913	1:29.061	53.588	126.3	3:19:26.420
53	1	3:47.147	1:02.484	1:37.684	1:06.979	111.0	3:23:13.567
54	1	4:22.345	1:07.644	1:45.828	1:28.873	96.1	3:27:35.912
55	1	4:43.651	1:15.157	1:57.826	1:30.668	88.9	3:32:19.563
56	1	4:36.793	1:24.407	1:54.652	1:17.734	91.1	3:36:56.356
57	1	3:56.457	1:10.687	1:45.747	1:00.023	106.6	3:40:52.813
58	1	3:30.741	57.729	1:36.784	56.228	119.6	3:44:23.554
59	1	3:20.026	56.926	1:31.349	51.751	126.1	3:47:43.580
60	1	3:19.450	55.888	1:29.243	54.319	126.4	3:51:03.030
61	1	3:17.343	56.006	1:28.263	53.074	127.8	3:54:20.373
62	1	3:21.734	57.164	1:33.587	50.983	125.0	3:57:42.107
63	1	3:20.791	57.836	1:28.243	54.712	125.6	4:01:02.898
64	1	3:20.242	56.219	1:32.348	51.675	125.9	4:04:23.140
65	1	3:16.551	55.749	1:28.520	52.282	128.3	4:07:39.691
66	1	3:26.222	56.433	1:32.691	57.098	122.3	4:11:05.913
67	1	3:35.442	1:01.981	1:40.002	53.459	117.0	4:14:41.355
68	1	3:29.176	1:00.193	1:36.129	52.854	120.5	4:18:10.531
69	1	3:24.779	1:02.677	1:29.742	52.360	123.1	4:21:35.310
70	1	3:27.007	57.334	1:35.456	54.217	121.8	4:25:02.317
71	1	3:34.639	57.922	1:39.033	57.684	117.5	4:28:36.956
72	1	3:28.744	1:01.335	1:33.405	54.004	120.8	4:32:05.700
73	1	3:31.197 B	56.163	1:30.588	1:04.446	119.4	4:35:36.897
74	1	5:41.072	3:12.941	1:35.898	52.233	73.9	4:41:17.969
75	1	3:18.622	54.733	1:31.472	52.417	126.9	4:44:36.591
76	1	3:18.159	56.406	1:30.745	51.008	127.2	4:47:54.750
77	1	3:14.737	54.688	1:30.488	49.561	129.5	4:51:09.487
78	1	3:11.186	54.001	1:28.138	49.047	131.9	4:54:20.673
79	1	3:14.678	53.619	1:31.013	50.046	129.5	4:57:35.351
80	1	3:32.986	55.080	1:34.264	1:03.642	118.4	5:01:08.337
81	1	4:15.642	1:09.889	1:47.041	1:18.712	98.6	5:05:23.979
82	1	4:42.342	1:16.730	1:59.404	1:26.208	89.3	5:10:06.321
83	1	4:04.477	1:25.638	1:46.887	51.952	103.1	5:14:10.798
84	1	3:07.479	53.291	1:26.274	47.914	134.5	5:17:18.277
85	1	3:13.708	54.798	1:28.912	49.998	130.2	5:20:31.985
86	1	3:12.966	53.666	1:29.135	50.165	130.7	5:23:44.951
87	1	3:10.666	53.765	1:27.795	49.106	132.2	5:26:55.617
88	1	3:09.197	53.771	1:27.017	48.409	133.3	5:30:04.814
89	1	3:13.430	53.605	1:28.305	51.520	130.4	5:33:18.244
90	1	3:12.069	54.741	1:28.290	49.038	131.3	5:36:30.313
91	1	3:39.063	54.053	1:33.091	1:11.919	115.1	5:40:09.376
92	1	3:50.894	1:16.151	1:45.685	49.058	109.2	5:44:00.270
93	1	3:07.527	52.939	1:26.467	48.121	134.5	5:47:07.797
94	1	3:13.814	55.028	1:28.190	50.596	130.1	5:50:21.611
95	1	3:09.052	53.278	1:26.523	49.251	133.4	5:53:30.663
96	1	3:11.063	53.275	1:27.444	50.344	132.0	5:56:41.726
97	1	3:11.579	52.723	1:29.418	49.438	131.6	5:59:53.305