GRAF VON FABER-CASTELL

GRID 1
Spa Six Hours Endurance



Spa Six Hours Endurance
SPA SIX HOURS
Race
Pit Stop Analysis

1 FORD GT40 — P+ / GTP+

Nr.	In Time	In Driver	Out Time	Out Driver	Pit Time	T. Pit Time
1	18:14:19.356	M. Count OEYNHAUSEN	18:15:50.359	M. Count OEYNHAUSEN	1:31.003	1:31.003
2	19:43:43.148	M. Count OEYNHAUSEN	19:45:33.269	M. Count OEYNHAUSEN	1:50.121	3:21.124

2 FORD GT40 — P+ / GTP+

Nr.	In Time	In Driver	Out Time	Out Driver	Pit Time	T. Pit Time
1	17:02:06.103	P. WALKER	17:03:54.482	P. WALKER	1:48.379	1:48.379
2	17:32:31.212	P. WALKER	17:34:15.388	P. WALKER	1:44.176	3:32.555
3	19:47:18.176	P. WALKER	19:48:50.539	P. WALKER	1:32.363	5:04.918

5 FORD GT40 — P+ / GTP+

Nr.	In Time	In Driver	Out Time	Out Driver	Pit Time	T. Pit Time
1	18:09:11.606	T. WOOD	18:11:07.528	T. WOOD	1:55.922	1:55.922
2	18:32:16.185	T. WOOD	18:33:20.606	T. WOOD	1:04.421	3:00.343
3	19:06:58.588	T. WOOD	19:09:42.416	T. WOOD	2:43.828	5:44.171
4	20:05:19.778	T. WOOD	20:08:15.666	T. WOOD	2:55.888	8:40.059

7 FORD GT40 — P+ / GTP+

Nr.	In Time	In Driver	Out Time	Out Driver	Pit Time	T. Pit Time
1	16:40:24.706	C. DAVIES	16:42:18.698	C. DAVIES	1:53.992	1:53.992

9 FORD GT40 — P+ / GTP+

Nr.	In Time	In Driver	Out Time	Out Driver	Pit Time	T. Pit Time
1	18:10:06.582	R. MEINS	18:12:22.599	R. MEINS	2:16.017	2:16.017
2	19:09:17.329	R. MEINS	19:10:19.036	R. MEINS	1:01.707	3:17.724
3	19:44:23.743	R. MEINS	19:47:07.003	R. MEINS	2:43.260	6:00.984

10 FORD GT40 — P+ / GTP+

Nr.	In Time	In Driver	Out Time	Out Driver	Pit Time	T. Pit Time
1	18:20:07.968	O. BRYANT	18:22:10.218	O. BRYANT	2:02.250	2:02.250

11 LOTUS Elan 26R Shapecraft — TS10 / GTS

Nr.	In Time	In Driver	Out Time	Out Driver	Pit Time	T. Pit Time
1	17:18:00.440	M. SCHRYVER	17:19:57.990	M. SCHRYVER	1:57.550	1:57.550
2	18:31:50.160	M. SCHRYVER	18:32:52.825	M. SCHRYVER	1:02.665	3:00.215
3	19:34:37.254	M. SCHRYVER	19:38:44.712	M. SCHRYVER	4:07.458	7:07.673

12 PORSCHE 911 — TS11 / GTS

Nr.	In Time	In Driver	Out Time	Out Driver	Pit Time	T. Pit Time
1	17:49:30.095	M. BATES	17:51:28.434	M. BATES	1:58.339	1:58.339
2	18:24:22.693	M. BATES	18:25:45.715	M. BATES	1:23.022	3:21.361
3	19:49:02.286	M. BATES	19:50:44.766	M. BATES	1:42.480	5:03.841

13 LOTUS Elan 26R — TS10 / GTS

Nr.	In Time	In Driver	Out Time	Out Driver	Pit Time	T. Pit Time
1	18:04:01.742	G. WILSON	18:07:18.786	G. WILSON	3:17.044	3:17.044
2	18:21:01.723	G. WILSON	18:23:26.473	G. WILSON	2:24.750	5:41.794

14 ASTON MARTIN DB4 Coup? — GTS7 / GTS

Nr.	In Time	In Driver	Out Time	Out Driver	Pit Time	T. Pit Time
1	17:24:41.447	G. MILLER	17:27:56.955	G. MILLER	3:15.508	3:15.508
2	19:00:38.920	G. MILLER	19:03:30.071	G. MILLER	2:51.151	6:06.659
3	20:56:14.535	G. MILLER	20:58:28.316	G. MILLER	2:13.781	8:20.440

15 MARCOS 1800 GT — P< / GTP<

Nr.	In Time	In Driver	Out Time	Out Driver	Pit Time	T. Pit Time
1	17:43:09.353	R. HAMILTON	17:45:38.846	R. HAMILTON	2:29.493	2:29.493
2	19:22:42.013	R. HAMILTON	19:25:11.408	R. HAMILTON	2:29.395	4:58.888

17 FORD Falcon — CT10 / CT

Nr.	In Time	In Driver	Out Time	Out Driver	Pit Time	T. Pit Time
1	17:50:14.276	R. FRANKEL	17:52:46.810	R. FRANKEL	2:32.534	2:32.534
2	19:46:45.194	R. FRANKEL	19:51:24.278	R. FRANKEL	4:39.084	7:11.618

18 TRIUMPH TR4 — TS11 / GTS

Nr.	In Time	In Driver	Out Time	Out Driver	Pit Time	T. Pit Time
1	17:31:43.962	R. RAWE	17:33:43.190	R. RAWE	1:59.228	1:59.228

19 FORD Mustang — CT10 / CT

Nr.	In Time	In Driver	Out Time	Out Driver	Pit Time	T. Pit Time
1	17:53:12.178	E. DE WEERDT	17:55:11.386	E. DE WEERDT	1:59.208	1:59.208
2	19:53:39.145	E. DE WEERDT	20:06:49.097	E. DE WEERDT	13:09.952	15:09.160

22 FORD Shelby Mustang 350 GT — TS12 / GTS

Nr.	In Time	In Driver	Out Time	Out Driver	Pit Time	T. Pit Time
1	18:15:59.605	H. HAMUNEN	18:18:09.703	H. HAMUNEN	2:10.098	2:10.098
2	20:06:47.796	H. HAMUNEN	20:09:40.849	H. HAMUNEN	2:53.053	5:03.151

23 JAGUAR E Type — TS12 / GTS

Nr.	In Time	In Driver	Out Time	Out Driver	Pit Time	T. Pit Time
1	18:20:04.243	J. MINSHAW	18:22:05.423	J. MINSHAW	2:01.180	2:01.180
2	19:30:00.519	J. MINSHAW	19:31:44.704	J. MINSHAW	1:44.185	3:45.365

25 JAGUAR E Type — GTS7 / GTS

Nr.	In Time	In Driver	Out Time	Out Driver	Pit Time	T. Pit Time
1	15:55:12.624	J. BURTON	15:57:16.266	J. BURTON	2:03.642	2:03.642
2	18:23:36.357	J. BURTON	18:26:19.426	J. BURTON	2:43.069	4:46.711
3	20:18:33.830	J. BURTON	20:21:24.409	J. BURTON	2:50.579	7:37.290

27 JAGUAR E Type — TS12 / GTS

Nr.	In Time	In Driver	Out Time	Out Driver	Pit Time	T. Pit Time
1	17:48:44.246	S. ZIEGLER	17:51:55.004	S. ZIEGLER	3:10.758	3:10.758
2	19:56:50.896	S. ZIEGLER	19:59:47.689	S. ZIEGLER	2:56.793	6:07.551
3	20:56:08.843	S. ZIEGLER	21:00:09.492	S. ZIEGLER	4:00.649	10:08.200

28 MARCOS 1800 GT — P< / GTP<

Nr.	In Time	In Driver	Out Time	Out Driver	Pit Time	T. Pit Time
1	17:41:48.751	P. BORDET	17:43:56.192	P. BORDET	2:07.441	2:07.441
2	20:23:37.320	P. BORDET	20:25:41.942	P. BORDET	2:04.622	4:12.063

29 MORGAN Plus4 Supersport — TS11 / GTS

Nr.	In Time	In Driver	Out Time	Out Driver	Pit Time	T. Pit Time
1	16:55:18.882	K. AHLERS	16:58:33.872	K. AHLERS	3:14.990	3:14.990
2	18:23:55.702	K. AHLERS	18:26:28.881	K. AHLERS	2:33.179	5:48.169
3	19:20:25.058	K. AHLERS	19:22:00.974	K. AHLERS	1:35.916	7:24.085

30 SHELBY Cobra — TS12 / GTS

Nr.	In Time	In Driver	Out Time	Out Driver	Pit Time	T. Pit Time
1	17:06:11.342	T. DE IATRE DU BOSQUEAU	17:07:53.037	T. DE IATRE DU BOSQUEAU	1:41.695	1:41.695
2	19:11:51.853	T. DE IATRE DU BOSQUEAU	19:13:50.148	T. DE IATRE DU BOSQUEAU	1:58.295	3:39.990

SEPTEMBER 25, 26, 27, 28, 29 • 2019



Spa Six Hours Endurance
SPA SIX HOURS
Race

Pit Stop Analysis

Nr.	In Time	In Driver	Out Time	Out Driver	Pit Time	T. Pit Time
3	20:30:01.230	T. DE LATRE DU BOSQUEAU	20:31:35.782	T. DE LATRE DU BOSQUEAU	1:34.552	5:14.542

31 LOTUS Elan — TS10 GTS

1	17:50:38.733	C. Graf Von WEDEL	17:52:48.286	C. Graf Von WEDEL	2:09.553	2:09.553

32 LOTUS Elan — TS10 GTS

1	18:25:20.748	J. FEIBER	18:28:59.754	J. FEIBER	3:39.006	3:39.006
2	19:39:46.906	J. FEIBER	19:42:58.486	J. FEIBER	3:11.580	6:50.586
3	20:13:19.559	J. FEIBER	20:14:52.899	J. FEIBER	1:33.340	8:23.926

33 FORD Mustang — CT10 CT

1	18:23:05.028	A. LINSTER	18:25:03.005	A. LINSTER	1:57.977	1:57.977
2	19:45:59.288	A. LINSTER	19:47:24.757	A. LINSTER	1:25.469	3:23.446
3	20:40:20.304	A. LINSTER	20:42:20.772	A. LINSTER	2:00.468	5:23.914

35 PORSCHE 911 — TS11 GTS

1	18:05:55.540	F. DI EDIGIC	18:08:37.289	F. DI EDIGIC	2:41.749	2:41.749
2	19:31:58.677	F. DI EDIGIC	19:35:13.379	F. DI EDIGIC	3:14.702	5:56.451

36 FORD GT40 — P+ GTP+

1	17:21:25.273	K. LE BLANC	17:23:46.054	K. LE BLANC	2:20.781	2:20.781

37 PORSCHE 911 — TS11 GTS

1	17:10:43.748	L. GEEBELEN	17:14:35.766	L. GEEBELEN	3:52.018	3:52.018
2	19:49:36.895	L. GEEBELEN	19:54:24.821	L. GEEBELEN	4:47.926	8:39.944

38 MARCOS 1800 GT — P< GTP<

1	17:03:04.226	A. VIRON	17:06:31.239	A. VIRON	3:27.013	3:27.013
2	19:09:28.066	A. VIRON	19:11:55.170	A. VIRON	2:27.104	5:54.117
3	20:31:56.901	A. VIRON	20:35:22.213	A. VIRON	3:25.312	9:19.429

40 JAGUAR E Type — TS12 GTS

1	17:31:20.384	M. HUNT	17:33:09.966	M. HUNT	1:49.582	1:49.582
2	19:11:39.264	M. HUNT	19:13:35.685	M. HUNT	1:56.421	3:46.003
3	20:55:03.358	M. HUNT	20:56:50.416	M. HUNT	1:47.058	5:33.061
4	21:24:43.350	M. HUNT	21:25:42.091	M. HUNT	58.741	6:31.802

41 MG B Roadster — TS11 GTS

1	16:45:47.765	S. CRIPPS	16:50:32.760	S. CRIPPS	4:44.995	4:44.995
2	19:22:14.504	S. CRIPPS	19:24:28.814	S. CRIPPS	2:14.310	6:59.305
3	21:38:44.552	S. CRIPPS	21:42:42.021	S. CRIPPS	3:57.469	10:56.774

42 MG B — TS11 GTS

1	18:19:26.174	T. BECHTOLSHEIMER	18:22:08.237	T. BECHTOLSHEIMER	2:42.063	2:42.063
2	18:52:44.107	T. BECHTOLSHEIMER	18:53:48.810	T. BECHTOLSHEIMER	1:04.703	3:46.766
3	19:00:54.235	T. BECHTOLSHEIMER	19:03:09.289	T. BECHTOLSHEIMER	2:15.054	6:01.820
4	20:40:44.182	T. BECHTOLSHEIMER	20:43:58.584	T. BECHTOLSHEIMER	3:14.402	9:16.222

44 AUSTIN HEALEY 100 — GTS2 GTS

1	17:10:51.745	M. THORNE	17:14:44.364	M. THORNE	3:52.619	3:52.619
2	17:39:52.431	M. THORNE	19:18:35.230	M. THORNE	1:38:42.799	1:42:35.418
3	19:22:39.611	M. THORNE	20:04:04.035	M. THORNE	41:24.424	2:23:59.842

45 PORSCHE 911 — TS11 GTS

1	17:06:41.173	B. FILLIERS	17:10:41.103	B. FILLIERS	3:59.930	3:59.930
2	19:10:37.023	B. FILLIERS	19:13:37.448	B. FILLIERS	3:00.425	7:00.355
3	20:33:19.998	B. FILLIERS	20:36:11.498	B. FILLIERS	2:51.500	9:51.855

46 TVR Griffith — TS12 GTS

1	17:11:12.078	N. REUBEN	17:28:01.168	N. REUBEN	16:49.090	16:49.090
2	17:31:23.233	N. REUBEN	17:32:24.386	N. REUBEN	1:01.153	17:50.243
3	19:57:15.344	N. REUBEN	20:01:32.578	N. REUBEN	4:17.234	22:07.477

47 FORD Mustang — CT10 CT

1	15:55:12.624	P. MULACEK	17:13:01.613	P. MULACEK	1:17:48.989	1:17:48.989
2	18:33:45.644	P. MULACEK	18:36:14.603	P. MULACEK	2:28.959	1:20:17.948

48 AUSTIN HEALEY 3000 MK2 BJ7 — TS12 GTS

1	16:49:12.275	M. TOTSUKA	16:51:46.531	M. TOTSUKA	2:34.256	2:34.256
2	17:49:47.863	M. TOTSUKA	17:52:41.477	M. TOTSUKA	2:53.614	5:27.870
3	18:59:18.112	M. TOTSUKA	19:02:06.480	M. TOTSUKA	2:48.368	8:16.238
4	20:11:51.746	M. TOTSUKA	20:14:20.048	M. TOTSUKA	2:28.302	10:44.540
5	21:01:54.175	M. TOTSUKA	21:04:59.854	M. TOTSUKA	3:05.679	13:50.219
6	21:12:17.133	M. TOTSUKA	21:13:37.459	M. TOTSUKA	1:20.326	15:10.545

50 TRIUMPH TR4 SLR — TS11 GTS

1	17:06:12.215	B. WHITE	17:08:19.739	B. WHITE	2:07.524	2:07.524
2	19:17:44.822	B. WHITE	19:20:40.113	B. WHITE	2:55.291	5:02.815

51 TVR Grantura MK3 — TS11 GTS

1	18:18:44.667	J. WYMEERSCH	18:21:09.055	J. WYMEERSCH	2:24.388	2:24.388
2	19:31:51.055	J. WYMEERSCH	19:35:25.833	J. WYMEERSCH	3:34.778	5:59.166

52 BIZZARRINI 5300 GT America — P+ GTP+

1	17:09:36.542	P. MÜLDER	17:12:03.399	P. MÜLDER	2:26.857	2:26.857
2	18:53:20.174	P. MÜLDER	18:55:55.331	P. MÜLDER	2:35.157	5:02.014
3	19:49:40.917	P. MÜLDER	19:52:25.953	P. MÜLDER	2:45.036	7:47.050
4	20:46:47.381	P. MÜLDER	20:48:45.674	P. MÜLDER	1:58.293	9:45.343
5	20:57:11.578	P. MÜLDER	21:02:15.632	P. MÜLDER	5:04.054	14:49.397

54 JAGUAR E Type Semi-Lightweight — TS12 GTS

1	16:13:55.995	E. DOUART	16:18:44.944	E. DOUART	4:48.949	4:48.949
2	17:02:55.351	E. DOUART	17:06:40.601	E. DOUART	3:45.250	8:34.199



Spa Six Hours Endurance

SPA SIX HOURS

Race

Pit Stop Analysis

56 MG B — TS11 GTS

Nr.	In Time	In Driver	Out Time	Out Driver	Pit Time	T. Pit Time
1	17:50:50.091	M. MIDGLEY	17:53:08.986	M. MIDGLEY	2:18.895	2:18.895
2	19:54:20.139	M. MIDGLEY	19:58:30.219	M. MIDGLEY	4:10.080	6:28.975

58 JAGUAR E Type — TS12 GTS

Nr.	In Time	In Driver	Out Time	Out Driver	Pit Time	T. Pit Time
1	18:11:27.008	K. KYVALOVA	18:14:12.789	K. KYVALOVA	2:45.781	2:45.781
2	20:04:05.682	K. KYVALOVA	20:06:45.889	K. KYVALOVA	2:40.207	5:25.988

61 MG B — TS11 GTS

Nr.	In Time	In Driver	Out Time	Out Driver	Pit Time	T. Pit Time
1	15:55:12.624	A. HERREMAN	15:57:21.328	A. HERREMAN	2:08.704	2:08.704
2	17:04:25.419	A. HERREMAN	17:06:35.435	A. HERREMAN	2:10.016	4:18.720
3	18:14:06.346	A. HERREMAN	18:17:02.982	A. HERREMAN	2:56.636	7:15.356
4	18:50:00.604	A. HERREMAN	18:54:54.314	A. HERREMAN	4:53.710	12:09.066
5	19:34:40.646	A. HERREMAN	19:36:46.675	A. HERREMAN	2:06.029	14:15.095
6	20:57:00.658	A. HERREMAN	20:59:14.524	A. HERREMAN	2:13.866	16:28.961

62 TVR Griffith — TS12 GTS

Nr.	In Time	In Driver	Out Time	Out Driver	Pit Time	T. Pit Time
1	16:56:44.074	M. DUPONT	16:59:56.122	M. DUPONT	3:12.048	3:12.048
2	18:45:26.578	M. DUPONT	18:47:54.270	M. DUPONT	2:27.692	5:39.740

63 JAGUAR E Type — TS12 GTS

Nr.	In Time	In Driver	Out Time	Out Driver	Pit Time	T. Pit Time
1	17:53:46.456	L. HALUSA	17:56:02.139	L. HALUSA	2:15.683	2:15.683
2	19:55:24.215	L. HALUSA	19:57:45.223	L. HALUSA	2:21.008	4:36.691

64 PORSCHE 911 — TS11 GTS

Nr.	In Time	In Driver	Out Time	Out Driver	Pit Time	T. Pit Time
1	18:14:53.274	U. KOLB	18:17:35.445	U. KOLB	2:42.171	2:42.171
2	20:17:20.677	U. KOLB	20:19:26.156	U. KOLB	2:05.479	4:47.650

65 FORD Mustang Notchback — CT10 CT

Nr.	In Time	In Driver	Out Time	Out Driver	Pit Time	T. Pit Time
1	18:10:17.674	N. RUDDELL	18:12:29.095	N. RUDDELL	2:11.421	2:11.421
2	19:44:55.996	N. RUDDELL	19:47:23.306	N. RUDDELL	2:27.310	4:38.731

67 FORD Falcon — CT10 CT

Nr.	In Time	In Driver	Out Time	Out Driver	Pit Time	T. Pit Time
1	18:18:40.186	P. VERMAST	18:21:39.915	P. VERMAST	2:59.729	2:59.729
2	20:07:55.528	P. VERMAST	20:12:17.251	P. VERMAST	4:21.723	7:21.452

69 CHEVROLET Corvette C2 — TS12 GTS

Nr.	In Time	In Driver	Out Time	Out Driver	Pit Time	T. Pit Time
1	17:41:14.086	J. BELTRAMELLI	17:43:17.826	J. BELTRAMELLI	2:03.740	2:03.740
2	19:52:02.399	J. BELTRAMELLI	19:54:20.166	J. BELTRAMELLI	2:17.767	4:21.507
3	21:00:49.253	J. BELTRAMELLI	21:03:08.293	J. BELTRAMELLI	2:19.040	6:40.547

70 TRIUMPH TR4 — TS11 GTS

Nr.	In Time	In Driver	Out Time	Out Driver	Pit Time	T. Pit Time
1	18:19:28.810	P. LEJEUNE	18:23:23.184	P. LEJEUNE	3:54.374	3:54.374
2	19:18:39.297	P. LEJEUNE	19:58:16.099	P. LEJEUNE	39:36.802	43:31.176

72 FORD Shelby Mustang 350 GT — TS12 GTS

Nr.	In Time	In Driver	Out Time	Out Driver	Pit Time	T. Pit Time
1	18:13:13.027	N. SLEEP	18:15:40.803	N. SLEEP	2:27.776	2:27.776
2	19:36:09.318	N. SLEEP	19:38:33.006	N. SLEEP	2:23.688	4:51.464

73 TVR GRIFFITH 400 — TS12 GTS

Nr.	In Time	In Driver	Out Time	Out Driver	Pit Time	T. Pit Time
1	17:24:43.716	K. SELDERS	17:27:58.805	K. SELDERS	3:15.089	3:15.089
2	19:27:50.867	K. SELDERS	19:31:44.267	K. SELDERS	3:53.400	7:08.489

74 SHELBY Cobra — TS12 GTS

Nr.	In Time	In Driver	Out Time	Out Driver	Pit Time	T. Pit Time
1	16:55:54.169	D. GRUAU	16:57:29.198	D. GRUAU	1:35.029	1:35.029
2	17:01:00.948	D. GRUAU	17:03:48.496	D. GRUAU	2:47.548	4:22.577

75 AUSTIN HEALEY 100 M — GTS7 GTS

Nr.	In Time	In Driver	Out Time	Out Driver	Pit Time	T. Pit Time
1	17:33:15.539	O. BLANPAIN	17:36:49.151	O. BLANPAIN	3:33.612	3:33.612
2	19:08:31.394	O. BLANPAIN	19:11:27.123	O. BLANPAIN	2:55.729	6:29.341

76 LOTUS Elan 26R — TS10 GTS

Nr.	In Time	In Driver	Out Time	Out Driver	Pit Time	T. Pit Time
1	18:17:58.517	S. LYNN	18:20:01.888	S. LYNN	2:03.371	2:03.371

77 PORSCHE 911 — TS11 GTS

Nr.	In Time	In Driver	Out Time	Out Driver	Pit Time	T. Pit Time
1	16:25:25.471	P. BRIONES	16:28:23.561	P. BRIONES	2:58.090	2:58.090
2	18:02:25.107	P. BRIONES	18:03:31.822	P. BRIONES	1:06.715	4:04.805
3	18:11:30.046	P. BRIONES	18:14:19.918	P. BRIONES	2:49.872	6:54.677
4	20:06:22.332	P. BRIONES	20:09:33.620	P. BRIONES	3:11.288	10:05.965

78 TRIUMPH TR4 — TS11 GTS

Nr.	In Time	In Driver	Out Time	Out Driver	Pit Time	T. Pit Time
1	17:00:33.445	G. OWEN	17:02:18.804	G. OWEN	1:45.359	1:45.359
2	19:11:00.284	G. OWEN	19:12:47.644	G. OWEN	1:47.360	3:32.719
3	20:37:26.584	G. OWEN	20:39:55.307	G. OWEN	2:28.723	6:01.442

79 FORD Mustang — CT10 CT

Nr.	In Time	In Driver	Out Time	Out Driver	Pit Time	T. Pit Time
1	16:59:00.417	C. VAN LANSCHOT	17:05:12.765	C. VAN LANSCHOT	6:12.348	6:12.348

80 ASTON MARTIN DB4 GT DP214 — TS12 GTS

Nr.	In Time	In Driver	Out Time	Out Driver	Pit Time	T. Pit Time
1	18:14:42.106	W. FRIEDRICHS	18:16:37.023	W. FRIEDRICHS	1:54.917	1:54.917
2	19:27:53.010	W. FRIEDRICHS	19:29:35.474	W. FRIEDRICHS	1:42.464	3:37.381

81 FORD GT40 — P+ GTP+

Nr.	In Time	In Driver	Out Time	Out Driver	Pit Time	T. Pit Time
1	15:55:12.624	G. NOLTE	15:57:13.703	G. NOLTE	2:01.079	2:01.079
2	16:16:41.664	G. NOLTE	16:19:34.450	G. NOLTE	2:52.786	4:53.865

83 MG B — TS11 GTS

Nr.	In Time	In Driver	Out Time	Out Driver	Pit Time	T. Pit Time
1	17:02:33.933	J. ALLEN	17:06:00.626	J. ALLEN	3:26.693	3:26.693



Spa Six Hours Endurance
SPA SIX HOURS
Race
Pit Stop Analysis

84 FORD GT40 — P+ GTP+

Nr.	In Time	In Driver	Out Time	Out Driver	Pit Time	T. Pit Time
1	17:44:48.573	M. GUENAT	17:47:09.681	M. GUENAT	2:21.108	2:21.108
2	18:34:17.690	M. GUENAT	20:47:25.594	M. GUENAT	2:13:07.904	2:15:29.012
3	21:24:35.810	M. GUENAT	21:27:00.620	M. GUENAT	2:24.810	2:17:53.822

85 LOTUS Elan 26R — TS10 GTS

Nr.	In Time	In Driver	Out Time	Out Driver	Pit Time	T. Pit Time
1	18:07:36.294	D. TOMLIN	20:16:03.890	D. TOMLIN	2:08:27.596	2:08:27.596

86 FORD Shelby Mustang 350 GT — TS12 GTS

Nr.	In Time	In Driver	Out Time	Out Driver	Pit Time	T. Pit Time
1	16:19:11.736	J. COOKE	16:24:32.379	J. COOKE	5:20.643	5:20.643

87 LOTUS Elan 26R — TS10 GTS

Nr.	In Time	In Driver	Out Time	Out Driver	Pit Time	T. Pit Time
1	18:17:36.977	N. PADMORE	18:19:50.422	N. PADMORE	2:13.445	2:13.445
2	19:31:39.305	N. PADMORE	19:35:02.251	N. PADMORE	3:22.946	5:36.391
3	20:34:00.465	N. PADMORE	21:22:34.740	N. PADMORE	48:34.275	54:10.666

89 JAGUAR E Type — TS12 GTS

Nr.	In Time	In Driver	Out Time	Out Driver	Pit Time	T. Pit Time
1	18:12:44.189	M. GRAY	18:15:50.478	M. GRAY	3:06.289	3:06.289
2	20:37:51.613	M. GRAY	20:40:16.868	M. GRAY	2:25.255	5:31.544

91 MG B — TS11 GTS

Nr.	In Time	In Driver	Out Time	Out Driver	Pit Time	T. Pit Time
1	15:55:12.624	N. FOWLER	15:57:15.720	N. FOWLER	2:03.096	2:03.096
2	17:47:34.588	N. FOWLER	17:50:11.505	N. FOWLER	2:36.917	4:40.013
3	19:32:01.727	N. FOWLER	19:34:24.994	N. FOWLER	2:23.267	7:03.280

92 JAGUAR E Type — TS12 GTS

Nr.	In Time	In Driver	Out Time	Out Driver	Pit Time	T. Pit Time
1	17:06:55.382	A. JADOT	17:09:13.469	A. JADOT	2:18.087	2:18.087
2	18:45:46.365	A. JADOT	18:47:43.522	A. JADOT	1:57.157	4:15.244

93 FORD GT40 — P+ GTP+

Nr.	In Time	In Driver	Out Time	Out Driver	Pit Time	T. Pit Time
1	17:55:43.184	N. DITTING	17:57:55.409	N. DITTING	2:12.225	2:12.225
2	20:24:22.634	N. DITTING	20:26:14.982	N. DITTING	1:52.348	4:04.573

95 PORSCHE 911 — TS11 GTS

Nr.	In Time	In Driver	Out Time	Out Driver	Pit Time	T. Pit Time
1	17:51:35.668	J. BENNETT	17:53:53.883	J. BENNETT	2:18.215	2:18.215
2	19:53:10.048	J. BENNETT	19:55:50.523	J. BENNETT	2:40.475	4:58.690

96 AUSTIN Mini Countryman — INVITATION

Nr.	In Time	In Driver	Out Time	Out Driver	Pit Time	T. Pit Time
1	17:06:45.363	M. BURNETT	17:08:31.954	M. BURNETT	1:46.591	1:46.591
2	19:07:51.577	M. BURNETT	19:10:17.585	M. BURNETT	2:26.008	4:12.599
3	20:57:13.380	M. BURNETT	20:59:48.324	M. BURNETT	2:34.944	6:47.543

97 FORD Mustang — CT10 CT

Nr.	In Time	In Driver	Out Time	Out Driver	Pit Time	T. Pit Time
1	15:55:12.624	F. DEPTA	15:57:19.492	F. DEPTA	2:06.868	2:06.868
2	17:22:27.827	F. DEPTA	17:25:34.291	F. DEPTA	3:06.464	5:13.332
3	19:30:11.861	F. DEPTA	19:32:55.843	F. DEPTA	2:43.982	7:57.314

98 FORD GT40 — P+ GTP+

Nr.	In Time	In Driver	Out Time	Out Driver	Pit Time	T. Pit Time
1	16:55:49.232	J. FARLEY	16:57:45.758	J. FARLEY	1:56.526	1:56.526
2	18:45:30.131	J. FARLEY	18:47:38.924	J. FARLEY	2:08.793	4:05.319

99 SHELBY Cobra — TS12 GTS

Nr.	In Time	In Driver	Out Time	Out Driver	Pit Time	T. Pit Time
1	17:50:07.500	A. DE BEAUMONT	17:52:43.095	A. DE BEAUMONT	2:35.595	2:35.595
2	19:23:09.168	A. DE BEAUMONT	19:25:46.738	A. DE BEAUMONT	2:37.570	5:13.165
3	20:56:21.976	A. DE BEAUMONT	21:00:30.100	A. DE BEAUMONT	4:08.124	9:21.289

100 FORD Falcon Sprint — CT10 CT

Nr.	In Time	In Driver	Out Time	Out Driver	Pit Time	T. Pit Time
1	17:49:40.241	B. GEORGI	17:52:12.349	B. GEORGI	2:32.108	2:32.108
2	19:51:00.476	B. GEORGI	19:53:05.557	B. GEORGI	2:05.081	4:37.189

110 FORD Galaxie 500XL — CT10 CT

Nr.	In Time	In Driver	Out Time	Out Driver	Pit Time	T. Pit Time
1	17:10:50.423	R. OWEN	17:13:52.007	R. OWEN	3:01.584	3:01.584
2	18:28:12.148	R. OWEN	18:30:53.091	R. OWEN	2:40.943	5:42.527
3	19:16:18.403	R. OWEN	19:18:39.250	R. OWEN	2:20.847	8:03.374
4	19:44:32.297	R. OWEN	19:49:36.708	R. OWEN	5:04.411	13:07.785
5	20:14:32.752	R. OWEN	20:18:31.601	R. OWEN	3:58.849	17:06.634
6	20:37:50.243	R. OWEN	20:45:29.901	R. OWEN	7:39.658	24:46.292

112 LOTUS Elan — TS10 GTS

Nr.	In Time	In Driver	Out Time	Out Driver	Pit Time	T. Pit Time
1	17:23:27.852	G. GOMES	17:28:23.482	G. GOMES	4:55.630	4:55.630
2	19:20:46.322	G. GOMES	19:22:16.499	G. GOMES	1:30.177	6:25.807

133 LOTUS Elan 26R — TS10 GTS

Nr.	In Time	In Driver	Out Time	Out Driver	Pit Time	T. Pit Time
1	17:39:29.759	A. HANCOCK	17:41:22.863	A. HANCOCK	1:53.104	1:53.104
2	19:27:13.026	A. HANCOCK	19:29:17.028	A. HANCOCK	2:04.002	3:57.106

136 FORD Mustang — CT10 CT

Nr.	In Time	In Driver	Out Time	Out Driver	Pit Time	T. Pit Time
1	17:55:37.283	N. BATCHELOR	17:58:51.285	N. BATCHELOR	3:14.002	3:14.002
2	19:22:12.105	N. BATCHELOR	19:25:52.368	N. BATCHELOR	3:40.263	6:54.265

144 FORD Falcon Sprint — CT10 CT

Nr.	In Time	In Driver	Out Time	Out Driver	Pit Time	T. Pit Time
1	16:29:39.051	C. GODDARD	16:40:33.184	C. GODDARD	10:54.133	10:54.133
2	17:31:24.991	C. GODDARD	17:33:25.649	C. GODDARD	2:00.658	12:54.791
3	19:27:05.223	C. GODDARD	19:29:14.115	C. GODDARD	2:08.892	15:03.683

161 GILBERN 1800GT — TS11 GTS

Nr.	In Time	In Driver	Out Time	Out Driver	Pit Time	T. Pit Time
1	17:08:58.368	B. BINFIELD	17:13:07.722	B. BINFIELD	4:09.354	4:09.354
2	18:58:44.074	B. BINFIELD	19:00:58.589	B. BINFIELD	2:14.515	6:23.869
3	20:36:25.317	B. BINFIELD	20:38:54.917	B. BINFIELD	2:29.600	8:53.469
4	21:40:06.170	B. BINFIELD	21:41:37.008	B. BINFIELD	1:30.838	10:24.307



Spa Six Hours Endurance

SPA SIX HOURS

Race

Pit Stop Analysis

166 LOTUS Elan 26R — TS10 GTS

Nr.	In Time	In Driver	Out Time	Out Driver	Pit Time	T. Pit Time
1	18:02:09.786	R. FENN	18:03:55.549	R. FENN	1:45.763	1:45.763
2	19:11:56.631	R. FENN	19:13:09.995	R. FENN	1:13.364	2:59.127
3	19:55:21.661	R. FENN	19:57:10.817	R. FENN	1:49.156	4:48.283

169 LOTUS Elan 26R — TS10 GTS

Nr.	In Time	In Driver	Out Time	Out Driver	Pit Time	T. Pit Time
1	17:00:36.401	M. EYEARS	17:03:20.768	M. EYEARS	2:44.367	2:44.367

186 SHELBY Cobra Daytona — TS12 GTS

Nr.	In Time	In Driver	Out Time	Out Driver	Pit Time	T. Pit Time
1	17:52:05.945	D. SMITHIES	17:54:23.184	D. SMITHIES	2:17.239	2:17.239
2	18:32:43.112	D. SMITHIES	18:33:42.387	D. SMITHIES	59.275	3:16.514
3	19:51:11.199	D. SMITHIES	19:53:17.614	D. SMITHIES	2:06.415	5:22.929
4	21:00:37.285	D. SMITHIES	21:06:17.357	D. SMITHIES	5:40.072	11:03.001
5	21:20:02.068	D. SMITHIES	21:33:52.238	D. SMITHIES	13:50.170	24:53.171

197 FORD GT40 Roadster — P+ GTP+

Nr.	In Time	In Driver	Out Time	Out Driver	Pit Time	T. Pit Time
1	17:39:48.751	R. MACEDO SILVA	17:42:14.067	R. MACEDO SILVA	2:25.316	2:25.316
2	18:04:12.750	R. MACEDO SILVA	18:06:21.167	R. MACEDO SILVA	2:08.417	4:33.733

207 AUSTIN HEALEY 3000 — TS12 GTS

Nr.	In Time	In Driver	Out Time	Out Driver	Pit Time	T. Pit Time
1	17:06:44.659	C. HARRIS	17:08:31.065	C. HARRIS	1:46.406	1:46.406
2	18:47:31.556	C. HARRIS	18:49:25.489	C. HARRIS	1:53.933	3:40.339
3	20:56:24.026	C. HARRIS	20:58:48.608	C. HARRIS	2:24.582	6:04.921

219 MG B — TS11 GTS

Nr.	In Time	In Driver	Out Time	Out Driver	Pit Time	T. Pit Time
1	17:45:33.512	S. PEEREBOOM	17:47:13.019	S. PEEREBOOM	1:39.507	1:39.507
2	19:27:35.481	S. PEEREBOOM	19:29:20.199	S. PEEREBOOM	1:44.718	3:24.225
3	20:51:07.008	S. PEEREBOOM	20:53:25.174	S. PEEREBOOM	2:18.166	5:42.391

331 FORD Mustang — CT10 CT

Nr.	In Time	In Driver	Out Time	Out Driver	Pit Time	T. Pit Time
1	18:23:43.185	B. JANSEN	18:27:50.307	B. JANSEN	4:07.122	4:07.122
2	19:10:35.646	B. JANSEN	19:51:09.123	B. JANSEN	40:33.477	44:40.599
3	20:42:00.305	B. JANSEN	20:44:53.166	B. JANSEN	2:52.861	47:33.460
4	20:56:54.968	B. JANSEN	21:00:07.545	B. JANSEN	3:12.577	50:46.037
5	21:04:13.785	B. JANSEN	21:06:37.417	B. JANSEN	2:23.632	53:09.669

616 FORD Mustang Notchback — CT10 CT

Nr.	In Time	In Driver	Out Time	Out Driver	Pit Time	T. Pit Time
1	18:13:01.848	A. ADRIAANS	18:15:54.908	A. ADRIAANS	2:53.060	2:53.060
2	20:39:02.689	A. ADRIAANS	20:41:23.962	A. ADRIAANS	2:21.273	5:14.333

771 FORD Falcon Sprint — CT10 CT

Nr.	In Time	In Driver	Out Time	Out Driver	Pit Time	T. Pit Time
1	17:36:42.894	A. GREENHALGH	17:39:19.325	A. GREENHALGH	2:36.431	2:36.431
2	19:18:25.610	A. GREENHALGH	19:21:24.490	A. GREENHALGH	2:58.880	5:35.311

911 PORSCHE 911 — TS11 GTS

Nr.	In Time	In Driver	Out Time	Out Driver	Pit Time	T. Pit Time
1	18:22:47.953	D. CEYSSENS	18:25:14.441	D. CEYSSENS	2:26.488	2:26.488
2	20:30:42.961	D. CEYSSENS	20:33:27.067	D. CEYSSENS	2:44.106	5:10.594