


Belcar Historic & Youngtimer Cup SPA SUMMER CLASSIC 2019

Race 2

Sector Analysis

Personal Best Session Best Crossing the finish line in the pit lane

Lap	D	Time	Sector 1	Sector 2	Sector 3	Kph	Elapsed	Lap	D	Time	Sector 1	Sector 2	Sector 3	Kph	Elapsed
1 1.Luc GEEBELEN PORSCHE 911 HIS								7	1	3:16.518	55.690	1:30.029	50.799	128.3	23:39.808
								8	1	3:12.837	54.468	1:27.979	50.390	130.8	26:52.645
								9	1	3:18.698	54.648	1:30.076	53.974	126.9	30:11.343
								10	1	3:21.573	55.372	1:31.310	54.891	125.1	33:32.916
2 1.Luc MOORTGAT PORSCHE 964 Cup YNG								9 1.Dieter KUYL FORD Capri HIS							
								1	1	3:32.613	1:21.008	1:24.251	47.354	116.5	3:32.613
								2	1	3:04.071	51.364	1:24.625	48.082	137.0	6:36.684
								3	1	3:02.801	51.065	1:25.220	46.516	137.9	9:39.485
								4	1	2:58.881	51.223	1:21.235	46.423	141.0	12:38.366
								5	1	2:59.086	50.733	1:21.976	46.377	140.8	15:37.452
								6	1	3:00.494	51.189	1:23.016	46.289	139.7	18:37.946
								7	1	2:59.089	51.425	1:21.142	46.522	140.8	21:37.035
								8	1	2:57.284	50.896	1:20.516	45.872	142.2	24:34.319
								9	1	2:58.347	52.086	1:20.681	45.580	141.4	27:32.666
								10	1	2:58.191	50.158	1:22.591	45.442	141.5	30:30.857
								11	1	2:58.258	50.973	1:20.057	47.228	141.4	33:29.115
3 1.Samuel VERHEGGEN MERCEDES 190 2,3 16V YNG								10 1.Andreas FRICKE ALPINE A110 HIS							
								1	1	3:46.018	1:28.834	1:26.793	50.391	109.6	3:46.018
								2	1	3:10.197	54.401	1:25.934	49.862	132.6	6:56.215
								3	1	3:08.710	53.995	1:25.589	49.126	133.6	10:04.925
								4	1	3:07.877	53.780	1:25.187	48.910	134.2	13:12.802
								5	1	3:07.923	53.419	1:25.520	48.984	134.2	16:20.725
								6	1	3:06.537	53.187	1:24.712	48.638	135.2	19:27.262
								7	1	3:05.581	53.327	1:23.794	48.460	135.9	22:32.843
								8	1	3:03.314	52.705	1:23.137	47.472	137.5	25:36.157
								9	1	3:05.834	52.592	1:23.600	49.642	135.7	28:41.991
								10	1	3:06.918	53.124	1:24.949	48.845	134.9	31:48.909
5 1.Wim KUIJL FORD Capri 2600 RS HIS								17 1.Eric NULENS PORSCHE 964 YNG							
								1	1	3:02.917	54.046	1:22.358	46.513	135.4	3:02.917
								2	1	2:59.907	50.905	1:22.456	46.546	140.2	6:02.824
								3	1	3:04.049	51.221	1:24.361	48.467	137.0	9:06.873
								4	1	2:59.357	50.903	1:22.403	46.051	140.6	12:06.230
								5	1	2:57.351	49.429	1:21.890	46.032	142.2	15:03.581
								6	1	2:57.704	50.612	1:21.037	46.055	141.9	18:01.285
								7	1	2:58.447	49.761	1:21.757	46.929	141.3	20:59.732
								8	1	2:55.925	49.352	1:20.548	46.025	143.3	23:55.657
								9	1	2:57.429	49.722	1:22.042	45.665	142.1	26:53.086
								10	1	2:57.461	49.286	1:21.811	46.364	142.1	29:50.547
								11	1	2:58.555	49.691	1:21.235	47.629	141.2	32:49.102
6 1.Guy DE BAER FORD GT 40 HIS								19 1.Mathieu DAMIENS MERCEDES 190 2,3 16V YNG							
								1	1	3:01.116	53.437	1:21.648	46.031	136.8	3:01.116
								2	1	2:56.801	51.098	1:20.476	45.227	142.6	5:57.917
								3	1	2:57.542	51.190	1:19.711	46.641	142.0	8:55.459
								4	1	2:56.308	50.886	1:20.205	45.217	143.0	11:51.767
								5	1	2:54.262	50.485	1:18.337	45.440	144.7	14:46.029
								6	1	2:54.393	50.519	1:18.431	45.443	144.6	17:40.422
								7	1	2:54.007	50.368	1:18.426	45.213	144.9	20:34.429
								8	1	2:53.308	50.020	1:18.902	44.386	145.5	23:27.737
								9	1	2:54.905	50.766	1:18.947	45.192	144.2	26:22.642




Belcar Historic & Youngtimer Cup SPA SUMMER CLASSIC 2019

Race 2

Sector Analysis

■ Personal Best ■ Session Best B Crossing the finish line in the pit lane

Lap	D	Time	Sector 1	Sector 2	Sector 3	Kph	Elapsed	Lap	D	Time	Sector 1	Sector 2	Sector 3	Kph	Elapsed
21 1.Eric DAMSEAUX 2.Maurice DAMSEAUX								AUSTIN Mini Cooper S HIS							
1	1	3:46.852	1:27.274	1:28.237	51.341	109.2	3:46.852	9	1	2:53.664	49.667	1:19.017	44.980	145.2	26:20.660
2	1	3:16.042	57.026	1:27.652	51.364	128.6	7:02.894	10	1	2:55.370	49.420	1:19.357	46.593	143.8	29:16.030
3	1	3:15.533	57.489	1:27.142	50.902	129.0	10:18.427	11	1	2:55.479	49.978	1:19.028	46.473	143.7	32:11.509
4	1	3:15.851	57.543	1:27.239	51.069	128.7	13:34.278								
5	1	3:15.914	57.474	1:27.244	51.196	128.7	16:50.192								
6	1	3:16.828	57.807	1:27.500	51.521	128.1	20:07.020								
7	1	3:16.918	57.500	1:28.168	51.250	128.0	23:23.938								
8	1	3:15.018	57.283	1:26.617	51.118	129.3	26:38.956								
9	1	3:17.103	57.505	1:27.539	52.059	127.9	29:56.059								
10	1	3:16.857	57.448	1:27.634	51.775	128.1	33:12.916								
22 1.Anthony VONK								BMW E24 HIS							
1	1	3:40.595	1:24.314	1:26.979	49.302	112.3	3:40.595								
2	1	3:09.266	54.721	1:25.400	49.145	133.2	6:49.861								
3	1	3:08.141	54.116	1:25.607	48.418	134.0	9:58.002								
4	1	3:06.898	54.727	1:24.002	48.169	134.9	13:04.900								
5	1	3:05.501	53.565	1:24.061	47.875	135.9	16:10.401								
6	1	3:05.882	53.891	1:23.873	48.118	135.6	19:16.283								
7	1	3:07.539	53.582	1:23.872	50.085	134.4	22:23.822								
26 1.Marc VANDENDIJK								LOTUS Elan HIS							
1	1	4:01.949	1:34.270	1:35.321	52.358	102.4	4:01.949								
2	1	3:26.492	56.772	1:36.142	53.578	122.1	7:28.441								
3	1	3:24.647	56.022	1:36.209	52.416	123.2	10:53.088								
4	1	3:25.554	57.280	1:35.391	52.883	122.7	14:18.642								
5	1	3:26.797	57.201	1:36.066	53.530	121.9	17:45.439								
6	1	3:24.050	56.514	1:35.788	51.748	123.6	21:09.489								
7	1	3:23.581	56.655	1:35.146	51.780	123.9	24:33.070								
8	1	3:20.430	56.319	1:33.197	50.914	125.8	27:53.500								
9	1	3:24.347	56.524	1:35.193	52.630	123.4	31:17.847								
10	1	4:26.186	1:26.807	1:46.447	1:12.932	94.7	35:44.033								
29 1.Jonathan WHITE 2.David THOMAS								TOYOTA MR2 MK1 INV							
1	1	3:27.393	1:06.396	1:27.711	53.286	119.5	3:27.393								
2	1	3:23.479	59.610	1:30.621	53.248	123.9	6:50.872								
3	1	3:20.459	1:00.277	1:27.395	52.787	125.8	10:11.331								
4	1	3:20.774	1:00.155	1:27.399	53.220	125.6	13:32.105								
5	1	3:22.788	1:00.509	1:28.878	53.401	124.3	16:54.893								
6	1	3:23.067	1:00.956	1:28.780	53.331	124.2	20:17.960								
7	1	3:23.916	1:00.132	1:29.262	54.522	123.6	23:41.876								
30 1.Dirk VAN ROMPUY								BMW M3 YNG							
1	1	2:59.384	51.910	1:21.057	46.417	138.1	2:59.384								
2	1	3:00.128	51.012	1:21.799	47.317	140.0	5:59.512								
3	1	2:56.318	50.301	1:19.798	46.219	143.0	8:55.830								
4	1	2:54.654	50.020	1:20.249	44.385	144.4	11:50.484								
5	1	2:53.129	49.371	1:18.651	45.107	145.6	14:43.613								
6	1	2:55.009	49.524	1:19.268	46.217	144.1	17:38.622								
7	1	2:53.945	49.768	1:19.071	45.106	145.0	20:32.567								
8	1	2:54.429	49.828	1:19.630	44.971	144.6	23:26.996								
32 1.Pierre-Yves PAQUE								PORSCHE 964 YNG							
1	1	3:08.164	59.413	1:23.287	45.464	131.7	3:08.164								
2	1	2:54.536	48.800	1:20.107	45.629	144.5	6:02.700								
3	1	2:53.586	48.308	1:19.079	46.199	145.3	8:56.286								
4	1	2:53.888	49.398	1:20.059	44.431	145.0	11:50.174								
5	1	2:50.954	48.350	1:18.567	44.037	147.5	14:41.128								
6	1	2:51.556	47.749	1:19.596	44.211	147.0	17:32.684								
7	1	2:51.404	48.720	1:18.911	43.773	147.1	20:24.088								
8	1	2:52.327	49.240	1:19.055	44.032	146.3	23:16.415								
9	1	2:51.411	48.167	1:18.897	44.347	147.1	26:07.826								
10	1	2:50.817	48.844	1:18.307	43.666	147.6	28:58.643								
11	1	2:53.192	48.113	1:19.099	45.980	145.6	31:51.835								
33 1.Tim KUIJL								BMW E36 325 i YNG							
1	1	3:05.884	57.120	1:22.913	45.851	133.3	3:05.884								
2	1	2:58.472	51.173	1:21.806	45.493	141.3	6:04.356								
3	1	3:09.556 B	50.498	1:23.326	55.732	133.0	9:13.912								
4	1	5:21.276	3:12.559	1:21.732	46.985	78.5	14:35.188								
5	1	4:27.049 B	1:01.063	1:59.009	1:26.977	94.4	19:02.237								
34 1.Davy COOREMAN								HONDA YNG							
1	1	3:05.722	56.229	1:21.793	47.700	133.4	3:05.722								
2	1	3:04.341	54.339	1:22.946	47.056	136.8	6:10.063								
3	1	3:02.129	53.199	1:22.362	46.568	138.4	9:12.192								
4	1	3:00.826	52.456	1:21.676	46.694	139.4	12:13.018								
5	1	3:01.965	52.661	1:22.761	46.543	138.6	15:14.983								
6	1	3:04.596	53.138	1:23.352	48.106	136.6	18:19.579								
7	1	3:01.884	52.520	1:21.790	47.574	138.6	21:21.463								
8	1	3:03.427	52.151	1:22.886	48.390	137.5	24:24.890								
9	1	3:00.252	51.924	1:21.780	46.548	139.9	27:25.142								
10	1	3:04.059	52.376	1:24.838	46.845	137.0	30:29.201								
11	1	3:04.670	54.232	1:23.125	47.313	136.5	33:33.871								
40 1.Wouter MAHIEU 2.Daan MAHIEU								TRIUMPH TR 3 A HIS							
1	1	4:08.618	1:36.150	1:37.088	55.380	99.7	4:08.618								
2	1	3:34.894	1:01.695	1:37.788	55.411	117.3	7:43.512								
3	1	3:31.661	1:00.222	1:36.328	55.111	119.1	11:15.173								
4	1	3:35.349	1:00.690	1:38.876	55.783	117.1	14:50.522								
5	1	3:34.838	59.872	1:37.588	57.378	117.4	18:25.360								
6	1	3:33.692	1:00.025	1:38.852	54.815	118.0	21:59.052								
7	1	3:27.605	59.919	1:34.448	53.238	121.5	25:26.657								
8	1	3:29.745	59.377	1:35.610	54.758	120.2	28:56.402								
9	1	3:29.864	1:00.169	1:35.393	54.302	120.1	32:26.266								
43 1.Dean RIMBERT								BMW 318 YNG							
1	1	3:15.409	59.916	1:26.603	48.890	126.8	3:15.409								
2	1	3:12.884	56.176	1:27.555	49.153	130.7	6:28.293								
3	1	3:13.881	55.966	1:28.367	49.548	130.0	9:42.174								



Belcar Historic & Youngtimer Cup


SPA SUMMER CLASSIC 2019

Race 2

Sector Analysis

Personal Best Session Best B Crossing the finish line in the pit lane

Lap	D	Time	Sector 1	Sector 2	Sector 3	Kph	Elapsed	Lap	D	Time	Sector 1	Sector 2	Sector 3	Kph	Elapsed
44 1.Emiel DE WEERDT FORD GT 40 KVA HIS															
1	1	3:37.009	1:22.649	1:25.675	48.685	114.2	3:37.009	1	1	3:25.661	1:08.420	1:26.397	50.844	120.5	3:25.661
2	1	3:05.832	52.136	1:25.015	48.681	135.7	6:42.841	2	1	9:37.406 B	1:01.900	7:35.822	59.684	43.7	13:03.067
3	1	3:04.739	52.214	1:24.193	48.332	136.5	9:47.580	3	1	3:29.663 B	54.983	1:25.438	1:09.242	120.3	22:42.655
4	1	3:03.793	52.248	1:25.100	46.445	137.2	12:51.373	4	1	3:21.143	1:06.269	1:25.707	49.167	125.4	26:03.798
5	1	3:03.190	51.561	1:24.273	47.356	137.6	15:54.563	5	1	3:10.283	54.718	1:25.020	50.545	132.5	29:14.081
6	1	3:05.110	52.325	1:24.624	48.161	136.2	18:59.673	6	1	3:10.215	55.133	1:25.853	49.229	132.6	32:24.296
7	1	3:04.916	52.487	1:24.493	47.936	136.4	22:04.589	7	1	3:08.943	54.859	1:25.344	48.740	133.4	12:53.119
8	1	3:03.865	52.020	1:24.489	47.356	137.1	25:08.454	8	1	3:09.484	55.323	1:25.463	48.698	133.1	16:02.603
9	1	3:03.088	51.776	1:24.154	47.158	137.7	28:11.542	9	1	3:11.998	55.679	1:26.016	50.303	131.3	9:44.176
10	1	3:07.670	55.285	1:24.226	48.159	134.4	31:19.212	10	1	2:59.895	52.117	1:20.571	47.207	140.2	30:22.523
47 1.Ryan MONE PORSCHE 944 YNG															
1	1	3:11.328	57.528	1:26.026	47.774	129.5	3:11.328	1	1	3:01.012	52.626	1:21.400	46.986	139.3	24:24.377
2	1	3:02.766	52.800	1:23.287	46.679	138.0	6:14.094	2	1	3:01.012	52.626	1:21.400	46.986	139.3	24:24.377
3	1	3:01.129	52.629	1:22.002	46.498	139.2	9:15.223	3	1	2:58.251	52.058	1:19.998	46.195	141.5	27:22.628
4	1	3:00.346	52.580	1:21.723	46.043	139.8	12:15.569	4	1	3:00.374	51.950	1:20.683	47.741	139.8	33:22.897
5	1	3:03.596	53.437	1:23.791	46.368	137.3	15:19.165	5	1	3:01.012	52.626	1:21.400	46.986	139.3	24:24.377
6	1	3:02.079	52.693	1:22.448	46.938	138.5	18:21.244	6	1	3:01.012	52.626	1:21.400	46.986	139.3	24:24.377
7	1	3:01.649	51.988	1:22.013	47.648	138.8	21:22.893	7	1	3:01.012	52.626	1:21.400	46.986	139.3	24:24.377
8	1	3:05.300	52.201	1:24.903	48.196	136.1	24:28.193	8	1	3:01.012	52.626	1:21.400	46.986	139.3	24:24.377
9	1	3:00.664	52.124	1:22.227	46.313	139.6	27:28.857	9	1	3:01.012	52.626	1:21.400	46.986	139.3	24:24.377
10	1	3:04.040	53.302	1:22.760	47.978	137.0	30:32.897	10	1	3:01.012	52.626	1:21.400	46.986	139.3	24:24.377
11	1	3:03.905	52.817	1:24.161	46.927	137.1	33:36.802	11	1	3:01.012	52.626	1:21.400	46.986	139.3	24:24.377
48 1.Robert VAESSEN BMW E30 YNG															
1	1	3:23.318	1:02.162	1:29.451	51.705	121.9	3:23.318	1	1	3:01.012	52.626	1:21.400	46.986	139.3	24:24.377
2	1	3:16.482	57.468	1:28.618	50.396	128.3	6:39.800	2	1	3:01.012	52.626	1:21.400	46.986	139.3	24:24.377
3	1	3:16.292	58.004	1:27.784	50.504	128.5	9:56.092	3	1	3:01.012	52.626	1:21.400	46.986	139.3	24:24.377
4	1	3:16.129	56.965	1:28.302	50.862	128.6	13:12.221	4	1	3:01.012	52.626	1:21.400	46.986	139.3	24:24.377
5	1	3:17.052	57.604	1:28.243	51.205	128.0	16:29.273	5	1	3:01.012	52.626	1:21.400	46.986	139.3	24:24.377
6	1	3:17.000	57.515	1:28.675	50.810	128.0	19:46.273	6	1	3:01.012	52.626	1:21.400	46.986	139.3	24:24.377
7	1	3:16.946	57.608	1:28.312	51.026	128.0	23:03.219	7	1	3:01.012	52.626	1:21.400	46.986	139.3	24:24.377
8	1	3:17.178	57.729	1:28.588	50.861	127.9	26:20.397	8	1	3:01.012	52.626	1:21.400	46.986	139.3	24:24.377
9	1	3:17.731	57.353	1:28.073	52.305	127.5	29:38.128	9	1	3:01.012	52.626	1:21.400	46.986	139.3	24:24.377
10	1	3:17.358	58.345	1:28.177	50.836	127.8	32:55.486	10	1	3:01.012	52.626	1:21.400	46.986	139.3	24:24.377
51 1.Stefan MEUS BMW 325i YNG															
1	1	3:12.432	57.271	1:25.936	49.225	128.7	3:12.432	1	1	3:13.258	58.175	1:26.923	48.160	128.2	3:13.258
2	1	3:02.982	53.027	1:22.860	47.095	137.8	6:15.414	2	1	3:09.170	54.637	1:26.702	47.831	133.3	6:22.428
3	1	3:01.681	52.645	1:21.534	47.502	138.8	9:17.095	3	1	3:07.444	53.639	1:25.695	48.110	134.5	9:29.872
4	1	3:01.235	52.603	1:20.671	47.961	139.1	12:18.330	4	1	3:03.501	52.559	1:24.711	46.231	137.4	12:33.373
5	1	3:01.420	52.571	1:22.149	46.700	139.0	15:19.750	5	1	3:03.649	51.660	1:24.395	47.594	137.3	15:37.022
6	1	3:02.051	53.266	1:21.551	47.234	138.5	18:21.801	6	1	3:07.299	53.904	1:24.898	48.497	134.6	18:44.321
7	1	3:01.564	53.182	1:20.742	47.640	138.9	21:23.365	7	1	3:07.168	53.793	1:24.931	48.444	134.7	21:51.489
8	1	3:04.781	52.319	1:24.369	48.093	136.5	24:56.270	8	1	3:04.781	52.319	1:24.369	48.093	136.5	24:56.270
9	1	3:04.522	52.407	1:24.192	47.923	136.6	28:00.792	9	1	3:04.522	52.407	1:24.192	47.923	136.6	28:00.792
10	1	3:09.776	53.205	1:25.872	50.699	132.9	31:10.568	10	1	3:09.776	53.205	1:25.872	50.699	132.9	31:10.568
53 1.Ruben MOORTGAT RENAULT YNG															
1	1	3:25.661	1:08.420	1:26.397	50.844	120.5	3:25.661	1	1	3:01.012	52.626	1:21.400	46.986	139.3	24:24.377
2	1	9:37.406 B	1:01.900	7:35.822	59.684	43.7	13:03.067	2	1	3:01.012	52.626	1:21.400	46.986	139.3	24:24.377
57 1.Jasper DIERCKX BMW E36 INV															
1	1	3:21.071	1:04.454	1:27.327	49.290	123.2	3:21.071	1	1	3:01.012	52.626	1:21.400	46.986	139.3	24:24.377
2	1	3:11.107	55.032	1:26.042	50.303	131.9	6:32.178	2	1	3:01.012	52.626	1:21.400	46.986	139.3	24:24.377
3	1	3:11.998	55.679	1:26.016	50.303	131.3	9:44.176	3	1	3:01.012	52.626	1:21.400	46.986	139.3	24:24.377
4	1	3:08.943	54.859	1:25.344	48.740	133.4	12:53.119	4	1	3:01.012	52.626	1:21.400	46.986	139.3	24:24.377
5	1	3:09.484	55.323	1:25.463	48.698	133.1	16:02.603	5	1	3:01.012	52.626	1:21.400	46.986	139.3	24:24.377
6	1	3:10.389	54.869	1:25.544	49.976	132.4	19:12.992	6	1	3:01.012	52.626	1:21.400	46.986	139.3	24:24.377
7	1	3:29.663 B	54.983	1:25.438	1:09.242	120.3	22:42.655	7	1	3:01.012	52.626	1:21.400	46.986	139.3	24:24.377
8	1	3:21.143	1:06.269	1:25.707	49.167	125.4	26:03.798	8	1	3:01.012	52.626	1:21.400	46.986	139.3	24:24.377
9	1	3:10.283	54.718	1:25.020	50.545	132.5	29:14.081	9	1	3:01.012	52.626	1:21.400	46.986	139.3	24:24.377
10	1	3:10.215	55.133	1:25.853	49.229	132.6	32:24.296	10	1	3:01.012	52.626	1:21.400	46.986	139.3	24:24.377
60 1.Steven GUILLEMIJN HONDA civic YNG															
1	1	3:17.280	56.818	1:31.081	49.381	125.6	3:17.280	1	1	3:17.280	56.818	1:31.081	49.381	125.6	3:17.280
2	1	3:05.985	53.212	1:24.501	48.272	135.6	6:23.265	2	1	3:05.985	53.212	1:24.501	48.272	135.6	6:23.265
3	1	3:21.424	59.565	1:30.016	51.843	125.2	9:44.689	3	1	3:21.424	59.565	1:30.016	51.843	125.2	9:44.689
4	1	3:12.995	56.021	1:27.967	49.007	130.6	12:57.684	4	1	3:12.995	56.021	1:27.967	49.007	130.6	12:57.684
5	1	4:13.557 B	58.696	1:30.418	1:44.443	99.4	17:11.241	5	1	4:13.557 B	58.696	1:30.418	1:44.443	99.4	17:11.241
61 1.Juri VANNIEUWENBORGH BMW E30 YNG															
1	1	3:17.760	1:04.098	1:25.825	47.837	125.3	3:17.760	1	1	3:17.760	1:04.098	1:25.825	47.837	125.3	3:17.760
2	1	3:04.963	53.518	1:23.997	47.448	136.3	6:22.723	2	1	3:04.963	53.518	1:23.997	47.448	136.3	6:22.723
3	1	3:05.799	53.781	1:23.978	48.040	135.7	9:28.522	3	1	3:05.799	53.781	1:23.978	48.040	135.7	9:28.522
4	1	3:01.557	52.040	1:22.430	47.087	138.9	12:30.079	4	1	3:01.557	52.040	1:22.430	47.087	138.9	12:30.079
5	1	3:04.715	52.191	1:25.308	47.216	136.5	15:34.794	5	1	3:04.715	52.191	1:25.308	47.216	136.5	15:34.794
6	1	3:06.241	53.155	1:24.868	48.218	135.4	18:41.035	6	1	3:06.241	53.155	1:24.868	48.218	135.4	18:41.035
7	1	3:01.585	52.225	1:22.093	47.267	138.9	21:42.620	7	1	3:01.585	52.225	1:22.093	47.267	138.9	21:42.620
8	1	3:03.046	52.236	1:23.254	47.556	137.7	24:45.666	8	1	3:03.046	52.236	1:23.254	47.556	137.7	24:45.666
9	1	3:05.605	52.723	1:22.760	50.122	135.8	27:51.271	9	1						




Belcar Historic & Youngtimer Cup SPA SUMMER CLASSIC 2019

Race 2

Sector Analysis

Personal Best Session Best B Crossing the finish line in the pit lane

Lap	D	Time	Sector 1	Sector 2	Sector 3	Kph	Elapsed	Lap	D	Time	Sector 1	Sector 2	Sector 3	Kph	Elapsed
69 1. Ben THAENS BMW E30 YNG															
1	1	3:07.040	58.594	1:22.924	45.522	132.5	3:07.040	1	1	3:19.299	1:01.591	1:25.722	51.986	124.3	3:19.299
2	1	2:57.546	50.673	1:21.361	45.512	142.0	6:04.586	2	1	3:13.467	56.890	1:25.064	51.513	130.3	6:32.766
3	1	2:56.030	50.274	1:19.754	46.002	143.2	9:00.616	3	1	3:15.271	59.093	1:25.260	50.918	129.1	9:48.037
4	1	2:53.625	50.582	1:17.689	45.354	145.2	11:54.241	4	1	3:14.280	57.911	1:25.314	51.055	129.8	13:02.317
5	1	2:53.408	49.798	1:18.022	45.588	145.4	14:47.649	5	1	3:14.780	57.108	1:26.459	51.213	129.4	16:17.097
6	1	2:54.506	49.617	1:18.561	46.328	144.5	17:42.155	6	1	3:16.180	58.142	1:26.137	51.901	128.5	19:33.277
7	1	2:53.630	50.365	1:18.308	44.957	145.2	20:35.785	7	1	3:16.889	58.654	1:25.652	52.583	128.1	22:50.166
8	1	2:53.038	49.910	1:18.401	44.727	145.7	23:28.823	8	1	3:19.659	59.157	1:27.376	53.126	126.3	26:09.825
9	1	2:53.839	50.013	1:18.874	44.952	145.0	26:22.662	9	1	3:18.718	58.975	1:26.453	53.290	126.9	29:28.543
10	1	2:59.480	50.484	1:18.349	50.647	140.5	29:22.142	10	1	3:21.020	59.909	1:27.895	53.216	125.4	32:49.563
11	1	2:57.273	52.037	1:19.171	46.065	142.2	32:19.415								
78 1. Karlo VAN DOSSELAER DODGE Challenger INV															
1	1	3:38.815	1:23.441	1:26.869	48.505	113.2	3:38.815								
79 1. Pieter OOMS PORSCHE 911 HIS															
1	1	3:38.293	1:23.074	1:26.366	48.853	113.5	3:38.293								
2	1	3:07.422	52.888	1:26.763	47.771	134.5	6:45.715								
3	1	3:04.047	51.468	1:24.600	47.979	137.0	9:49.762								
4	1	3:04.617	51.729	1:24.854	48.034	136.6	12:54.379								
5	1	3:03.751	51.649	1:23.890	48.212	137.2	15:58.130								
6	1	3:16.835	51.360	1:36.354	49.121	128.1	19:14.965								
7	1	3:06.702	52.320	1:24.578	49.804	135.1	22:21.667								
8	1	3:07.552	53.092	1:24.918	49.542	134.4	25:29.219								
9	1	3:04.705	52.052	1:24.169	48.484	136.5	28:33.924								
10	1	3:06.955	52.342	1:25.531	49.082	134.9	31:40.879								
82 1. Xavier MARTENS PORSCHE 911 HIS															
1	1	3:35.636	1:22.090	1:25.701	47.845	114.9	3:35.636								
2	1	3:05.327	51.742	1:25.830	47.755	136.1	6:40.963								
3	1	3:05.042	52.349	1:25.154	47.539	136.3	9:46.005								
4	1	3:04.698	52.865	1:24.785	47.048	136.5	12:50.703								
5	1	3:01.735	50.493	1:24.305	46.937	138.7	15:52.438								
6	1	3:03.359	50.830	1:24.327	48.202	137.5	18:55.797								
7	1	3:06.610	52.333	1:25.892	48.385	135.1	22:02.407								
8	1	3:03.903	52.429	1:24.468	47.006	137.1	25:06.310								
9	1	3:04.839	52.274	1:25.005	47.560	136.4	28:11.149								
10	1	3:09.072	55.984	1:25.584	47.504	133.4	31:20.221								
84 1. Guy FRANCOIS NISSAN Primera BTCC YNG															
1	1	3:16.429	1:05.733	1:23.084	47.612	126.1	3:16.429								
2	1	3:01.428	54.248	1:20.953	46.227	139.0	6:17.857								
3	1	3:07.141	52.351	1:24.467	50.323	134.7	9:24.998								
4	1	3:01.681	53.469	1:21.107	47.105	138.8	12:26.679								
5	1	3:14.859 B	51.945	1:20.366	1:02.548	129.4	15:41.538								
6	1	5:36.684	3:25.568	1:24.900	46.216	74.9	21:18.222								
7	1	3:44.667 B	54.690	1:36.092	1:13.885	112.2	25:02.889								
89 1. Matthias VAN HOOL RENAULT YNG															
94 1. Gust VAN HAELEST MAZDA RX3 HIS															
1	1	3:25.710	1:18.967	1:21.339	45.404	120.4	3:25.710								
2	1	2:58.284	50.721	1:22.119	45.444	141.4	6:23.994								
3	1	2:56.862	50.069	1:21.205	45.588	142.6	9:20.856								
4	1	2:56.534	50.010	1:20.331	46.193	142.8	12:17.390								
5	1	2:55.774	49.877	1:20.524	45.373	143.4	15:13.164								
6	1	2:58.813	50.201	1:22.748	45.864	141.0	18:11.977								
7	1	2:55.560	49.724	1:20.995	44.841	143.6	21:07.537								
8	1	2:55.981	49.299	1:20.050	46.632	143.3	24:03.518								
9	1	2:55.494	49.315	1:20.592	45.587	143.7	26:59.012								
10	1	2:59.042	50.040	1:21.931	47.071	140.8	29:58.054								
11	1	3:01.290	50.760	1:22.858	47.672	139.1	32:59.344								
97 1. Luc BRANCKAERTS CHEVROLET Corvette HIS															
1	1	3:31.232	1:20.431	1:23.461	47.340	117.3	3:31.232								
2	1	3:03.443	51.430	1:24.827	47.186	137.4	6:34.675								
3	1	3:02.152	50.802	1:24.330	47.020	138.4	9:36.827								
4	1	2:59.214	49.930	1:23.122	46.162	140.7	12:36.041								
5	1	3:01.798	50.049	1:23.883	47.866	138.7	15:37.839								
6	1	2:59.510	50.435	1:22.778	46.297	140.5	18:37.349								
7	1	2:58.979	50.165	1:22.726	46.088	140.9	21:36.328								
8	1	2:59.378	49.130	1:23.941	46.307	140.6	24:35.706								
9	1	3:02.413	50.686	1:23.187	48.540	138.2	27:38.119								
10	1	3:03.972	51.320	1:23.221	49.431	137.1	30:42.091								
11	1	3:04.403	50.295	1:23.388	50.720	136.7	33:46.494								
100 1. Tom LAUREYNS VW Golf GTI II YNG															
1	1	3:04.825	55.470	1:21.670	47.685	134.0	3:04.825								
2	1	3:01.181	52.677	1:22.091	46.413	139.2	6:06.006								
3	1	2:58.291	51.949	1:19.806	46.536	141.4	9:04.297								
4	1	3:00.628	52.086	1:22.097	46.445	139.6	12:04.925								
5	1	2:58.262	52.144	1:19.787	46.331	141.4	15:03.187								
6	1	2:58.706	52.459	1:19.928	46.319	141.1	18:01.893								
7	1	2:57.805	51.952	1:19.503	46.350	141.8	20:59.698								
8	1	3:00.732	52.118	1:22.055	46.559	139.5	24:00.430								
9	1	3:03.530	52.553	1:23.399	47.578	137.4	27:03.960								
10	1	3:05.249	53.115	1:23.892	48.242	136.1	30:09.209								
11	1	3:08.672	53.351	1:27.028	48.293	133.6	33:17.881								
106 1. Christoph HÖTTE PEUGEOT 106 YNG															
1	1	3:23.749	1:02.917	1:29.134	51.698	121.6	3:23.749								
2	1	3:12.361	58.031	1:24.795	49.535	131.1	6:36.110								




Belcar Historic & Youngtimer Cup SPA SUMMER CLASSIC 2019

Race 2

Sector Analysis

■ Personal Best ■ Session Best ■ Crossing the finish line in the pit lane

Lap	D	Time	Sector 1	Sector 2	Sector 3	Kph	Elapsed	Lap	D	Time	Sector 1	Sector 2	Sector 3	Kph	Elapsed
144 1.Jan VAN ELDEREN FORD Sierra Cosworth RS YNG															
1	1	3:12.889	56.293	1:25.540	51.056	130.7	9:48.999	1	1	2:53.424	50.155	1:19.329	43.940	142.9	2:53.424
2	1	3:09.460	56.650	1:23.774	49.036	133.1	12:58.459	2	1	2:52.255	48.220	1:19.542	44.493	146.4	5:45.679
3	1	3:10.640	57.070	1:24.951	48.619	132.3	16:09.099	3	1	2:52.958	48.706	1:18.978	45.274	145.8	8:38.637
4	1	3:08.943	55.457	1:24.769	48.717	133.4	19:18.042	4	1	2:51.635	48.586	1:18.910	44.139	146.9	11:30.272
5	1	3:08.388	55.326	1:24.287	48.775	133.8	22:26.430	5	1	2:51.319	48.474	1:19.548	43.297	147.2	14:21.591
6	1	3:08.368	55.415	1:24.496	48.457	133.9	25:34.798	6	1	2:51.929	48.584	1:19.024	44.321	146.7	17:13.520
7	1	3:09.922	57.555	1:23.547	48.820	132.8	28:44.720	7	1	2:51.154	48.034	1:18.298	44.822	147.3	20:04.674
8	1	3:08.076	55.349	1:22.744	49.983	134.1	31:52.796	8	1	2:52.073	48.798	1:18.562	44.713	146.5	22:56.747
9	1							9	1	2:50.494	48.267	1:18.643	43.584	147.9	25:47.241
10	1							10	1	2:53.733	48.293	1:20.477	44.963	145.1	28:40.974
11	1							11	1	2:52.262	48.000	1:19.639	44.623	146.4	31:33.236
110 1.Marc MATHAY BMW 2002 Tii Alpina HIS															
1	1	3:50.058	1:31.632	1:28.230	50.196	107.7	3:50.058								
2	1	3:14.400	57.917	1:26.753	49.730	129.7	7:04.458								
3	1	3:10.857	55.503	1:25.914	49.440	132.1	10:15.315								
4	1	3:10.766	55.333	1:25.698	49.735	132.2	13:26.081								
5	1	3:09.709	55.669	1:24.623	49.417	132.9	16:35.790								
6	1	3:10.169	55.184	1:25.561	49.424	132.6	19:45.959								
7	1	3:10.451	56.081	1:24.566	49.804	132.4	22:56.410								
8	1	3:10.737	55.691	1:24.868	50.178	132.2	26:07.147								
9	1	3:14.613	54.953	1:24.751	54.909	129.6	29:21.760								
10	1	3:11.814	56.168	1:25.160	50.486	131.5	32:33.574								
113 1.Jan DE BORRE BMW E30 INV															
1	1	3:46.938	1:10.512	1:38.938	57.488	109.2	3:46.938								
2	1	3:34.417	1:02.054	1:36.158	56.205	117.6	7:21.355								
3	1	3:30.118	1:00.765	1:34.323	55.030	120.0	10:51.473								
4	1	3:28.657	1:00.385	1:34.420	53.852	120.8	14:20.130								
5	1	3:28.806	59.406	1:34.779	54.621	120.8	17:48.936								
6	1	4:25.681	1:00.314	1:36.030	1:49.337	94.9	22:14.617								
7	1	3:32.548	1:01.571	1:35.844	55.133	118.6	25:47.165								
8	1	3:34.022	1:00.686	1:35.361	57.975	117.8	29:21.187								
9	1	3:32.298	1:01.881	1:35.590	54.827	118.8	32:53.485								
124 1.Lorenzo SEGERS BMW 325i YNG															
1	1	3:24.116	1:04.133	1:28.436	51.547	121.4	3:24.116								
2	1	3:09.433	55.580	1:25.675	48.178	133.1	6:33.549								
3	1	3:10.135	54.891	1:26.527	48.717	132.6	9:43.684								
4	1	3:06.574	53.366	1:24.856	48.352	135.1	12:50.258								
5	1	3:08.694	53.855	1:25.816	49.023	133.6	15:58.952								
6	1	3:07.552	53.984	1:25.307	48.261	134.4	19:06.504								
7	1	3:08.139	54.458	1:25.024	48.657	134.0	22:14.643								
136 1.John TIMMERMANS LANCIA Delta Integrale YNG															
1	1	3:03.339	56.619	1:21.725	44.995	135.1	3:03.339								
2	1	2:55.371	49.891	1:20.937	44.543	143.8	5:58.710								
3	1	2:54.123	49.841	1:19.266	45.016	144.8	8:52.833								
4	1	2:51.874	48.630	1:18.737	44.507	146.7	11:44.707								
5	1	2:51.869	48.775	1:19.131	43.963	146.7	14:36.576								
6	1	2:52.846	48.910	1:19.741	44.195	145.9	17:29.422								
7	1	2:52.083	48.681	1:19.223	44.179	146.5	20:21.505								
8	1	2:50.916	48.121	1:18.814	43.981	147.5	23:12.421								
9	1	2:53.345	49.038	1:20.160	44.147	145.5	26:05.766								
10	1	2:52.294	48.378	1:19.904	44.012	146.3	28:58.060								
11	1	2:54.248	48.726	1:20.153	45.369	144.7	31:52.308								
194 1.Mario POTTERS PEUGEOT 205 GTI YNG															
1	1	3:23.444	1:06.795	1:26.039	50.610	121.8	3:23.444								
2	1	3:09.256	55.146	1:24.780	49.330	133.2	6:32.700								
3	1	3:11.416	55.506	1:25.389	50.521	131.7	9:44.116								
4	1	3:10.295	54.958	1:26.284	49.053	132.5	12:54.411								
5	1	3:09.651	54.805	1:25.523	49.323	133.0	16:04.062								
6	1	3:07.709	54.713	1:24.433	48.563	134.3	19:11.771								
7	1	3:07.230	54.810	1:23.609	48.811	134.7	22:19.001								
8	1	3:07.678	55.567	1:23.469	48.642	134.3	25:26.679								
9	1	3:08.684	55.061	1:24.162	49.461	133.6	28:35.363								
10	1	3:07.261	55.037	1:23.801	48.423	134.6	31:42.624								
199 1.José LAUDUS OPEL Kadett GTE HIS															
1	1	3:36.755	1:21.679	1:25.438	49.638	114.3	3:36.755								
2	1	3:08.762	53.427	1:26.522	48.813	133.6	6:45.517								
3	1	3:04.812	52.762	1:24.208	47.842	136.4	9:50.329								
4	1	3:06.014	52.087	1:24.968	48.959	135.5	12:56.343								
5	1	3:06.314	52.522	1:25.627	48.165	135.3	16:02.657								
6	1	3:04.671	52.430	1:24.483	47.758	136.5	19:07.328								
7	1	3:06.488	52.417	1:24.508	49.563	135.2	22:13.816								
8	1	3:06.778	53.188	1:25.116	48.474	135.0	25:20.594								
9	1	3:09.080	53.876	1:25.055	50.149	133.4	28:29.674								
10	1	3:06.401	53.155	1:24.791	48.455	135.3	31:36.075								
223 1.Floris FICK BMW 2002 HIS															
1	1	3:43.954	1:27.423	1:24.716	51.815	110.6	3:43.954								
2	1	3:14.471	57.471	1:25.751	51.249	129.7	6:58.425								
3	1	3:12.855	57.273	1:24.795	50.787	130.7	10:11.280								
4	1	3:12.383	57.070	1:23.958	51.355	131.1	13:23.663								
5	1	3:10.425	56.689	1:23.394	50.342	132.4	16:34.088								
6	1	3:13.065	57.147	1:24.773	51.145	130.6	19:47.153								
7	1	3:13.912	56.976	1:25.658	51.278	130.0	23:01.065								
8	1	3:12.687	56.980	1:24.932	50.775	130.9	26:13.752								
9	1	3:16.438	56.868	1:27.093	52.477	128.4	29:30.190								
10	1	3:14.781	57.530	1:25.595	51.656	129.4	32:44.971								
251 1.Christoph ROESSLE FORD Escort RS2000 HIS															
1	1	3:58.155	1:29.325	1:34.275	54.555	104.0	3:58.155								



Belcar Historic & Youngtimer Cup SPA SUMMER CLASSIC 2019 Race 2

Sector Analysis

■ Personal Best ■ Session Best B Crossing the finish line in the pit lane

Lap	D	Time	Sector 1	Sector 2	Sector 3	Kph	Elapsed	Lap	D	Time	Sector 1	Sector 2	Sector 3	Kph	Elapsed
2	1	3:23.417	56.601	1:32.639	54.177	124.0	7:21.572								
3	1	3:21.475	57.688	1:31.420	52.367	125.1	10:43.047								
4	1	3:19.803	57.979	1:29.775	52.049	126.2	14:02.850								
5	1	3:16.437	56.679	1:29.082	50.676	128.4	17:19.287								
6	1	3:18.343	57.318	1:28.968	52.057	127.1	20:37.630								
7	1	3:15.905	56.918	1:27.894	51.093	128.7	23:53.535								
8	1	3:14.914	56.318	1:28.472	50.124	129.4	27:08.449								
9	1	3:17.930	57.180	1:29.242	51.508	127.4	30:26.379								
10	1	3:16.347	57.527	1:27.851	50.969	128.4	33:42.726								

586

1. Christian EIDEN

BMW 318
YNG

1	1	3:20.062	1:02.729	1:26.995	50.338	123.8	3:20.062
2	1	3:14.290	56.290	1:28.065	49.935	129.8	6:34.352
3	1	3:11.532	56.251	1:25.024	50.257	131.6	9:45.884
4	1	3:12.108	56.776	1:25.119	50.213	131.2	12:57.992
5	1	3:10.185	57.189	1:24.091	48.905	132.6	16:08.177
6	1	3:08.766	55.540	1:22.933	50.293	133.6	19:16.943
7	1	3:08.927	56.472	1:23.744	48.711	133.5	22:25.870
8	1	3:09.733	56.003	1:25.120	48.610	132.9	25:35.603
9	1	3:09.891	57.177	1:23.941	48.773	132.8	28:45.494
10	1	3:12.311	55.988	1:25.230	51.093	131.1	31:57.805