


Belcar Historic & Youngtimer Cup SPA SUMMER CLASSIC 2019

Race 1

Sector Analysis

■ Personal Best ■ Session Best B Crossing the finish line in the pit lane

Lap	D	Time	Sector 1	Sector 2	Sector 3	Kph	Elapsed	Lap	D	Time	Sector 1	Sector 2	Sector 3	Kph	Elapsed
1 1.Luc GEEBELEN PORSCHE 911 HIS								4 1 3:32.901 58.004 1:33.449 1:01.448 118.4 14:29.823							
1 1 4:10.170 1:43.896 1:35.028 51.246 99.0 4:10.170								5 1 4:14.470 1:07.618 1:51.669 1:15.183 99.1 18:44.293							
2 1 3:21.712 57.511 1:31.881 52.320 125.0 7:31.882								6 1 4:04.988 1:15.559 1:48.672 1:00.757 102.9 22:49.281							
3 1 3:27.548 1:00.243 1:34.013 53.292 121.5 10:59.430								7 1 3:23.357 58.098 1:31.881 53.378 124.0 26:12.638							
4 1 3:31.257 57.372 1:34.211 59.674 119.4 14:30.687								8 1 3:31.187 56.051 1:39.887 55.249 119.4 29:43.825							
5 1 4:14.631 1:08.313 1:51.136 1:15.182 99.0 18:45.318								9 1 3:37.961 58.281 1:41.237 58.443 115.7 33:21.786							
6 1 4:06.303 1:15.581 1:48.639 1:02.083 102.4 22:51.621															
7 1 3:22.519 56.365 1:32.154 54.000 124.5 26:14.140															
8 1 3:35.418 55.099 1:42.065 58.254 117.0 29:49.558															
9 1 3:33.096 59.495 1:38.440 55.161 118.3 33:22.654															
2 1.Luc MOORTGAT PORSCHE 964 Cup YNG								9 1.Dieter KUYL FORD Capri HIS							
1 1 3:10.728 1:02.397 1:22.967 45.364 129.9 3:10.728								1 1 3:49.360 1:35.853 1:26.082 47.425 108.0 3:49.360							
2 1 2:55.295 50.144 1:19.913 45.238 143.8 6:06.023								2 1 3:09.718 53.296 1:27.958 48.464 132.9 6:59.078							
3 1 2:52.691 50.496 1:17.424 44.771 146.0 8:58.714								3 1 3:10.283 52.574 1:29.191 48.518 132.5 10:09.361							
4 1 2:52.787 47.579 1:20.392 44.816 145.9 11:51.501								4 1 3:09.013 52.870 1:27.792 48.351 133.4 13:18.374							
5 1 3:13.571 50.428 1:19.013 1:04.130 130.3 15:05.072								5 1 3:24.601 56.288 1:31.534 56.779 123.2 16:42.975							
6 1 3:50.386 1:09.560 1:35.009 1:05.817 109.4 18:55.458								6 1 3:57.748 1:09.255 1:42.821 1:05.672 106.1 20:40.723							
7 1 4:01.139 1:10.545 1:48.382 1:02.212 104.6 22:56.597								7 1 3:47.294 1:13.099 1:38.303 55.892 110.9 24:28.017							
8 1 2:50.587 49.802 1:18.129 42.656 147.8 25:47.184								8 1 3:14.431 54.680 1:29.451 50.300 129.7 27:42.448							
9 1 2:48.706 47.777 1:16.698 44.231 149.5 28:35.890								9 1 3:13.601 52.432 1:31.795 49.374 130.2 30:56.049							
10 1 2:54.592 48.417 1:21.881 44.294 144.4 31:30.482								10 1 3:15.353 52.747 1:32.192 50.414 129.1 34:11.402							
3 1.Samuel VERHEGGEN MERCEDES 190 2,3 16V YNG								10 1.Andreas FRICKE ALPINE A110 HIS							
1 1 3:05.962 57.416 1:22.145 46.401 133.2 3:05.962								1 1 3:45.231 1:33.326 1:23.050 48.855 110.0 3:45.231							
2 1 2:59.892 52.513 1:20.976 46.403 140.2 6:05.854								2 1 3:03.421 53.220 1:22.607 47.594 137.5 6:48.652							
3 1 2:59.166 51.930 1:20.846 46.390 140.7 9:05.020								3 1 3:02.600 52.036 1:22.850 47.714 138.1 9:51.252							
4 1 3:00.925 52.422 1:21.839 46.664 139.4 12:05.945								4 1 3:04.768 53.085 1:23.981 47.702 136.5 12:56.020							
5 1 3:08.536 51.914 1:21.895 54.727 133.7 15:14.481								5 1 3:38.908 53.432 1:44.861 1:00.615 115.2 16:34.928							
6 1 3:48.205 1:05.769 1:38.980 1:03.456 110.5 19:02.686								6 1 3:58.402 1:07.935 1:44.554 1:05.913 105.8 20:33.330							
7 1 4:00.052 1:08.907 1:48.631 1:02.514 105.0 23:02.738								7 1 3:53.330 1:13.418 1:42.309 57.603 108.1 24:26.660							
8 1 3:07.939 54.734 1:24.242 48.963 134.2 26:10.677								8 1 3:04.978 53.226 1:22.274 49.478 136.3 27:31.638							
9 1 3:16.832 52.939 1:32.715 51.178 128.1 29:27.509															
10 1 3:09.279 52.370 1:27.013 49.896 133.2 32:36.788															
5 1.Wim KUIJL FORD Capri 2600 RS HIS								17 1.Eric NULENS PORSCHE 964 YNG							
1 1 3:44.048 1:33.561 1:23.267 47.220 110.6 3:44.048								1 1 3:00.039 55.911 1:19.779 44.349 137.6 3:00.039							
2 1 3:03.708 53.128 1:22.772 47.808 137.3 6:47.756								2 1 2:59.867 50.298 1:22.019 47.550 140.2 5:59.906							
3 1 3:01.585 51.755 1:22.244 47.586 138.9 9:49.341								3 1 2:59.437 50.528 1:23.096 45.813 140.5 8:59.343							
4 1 3:06.277 53.251 1:25.256 47.770 135.4 12:55.618								4 1 2:58.612 49.306 1:23.354 45.952 141.2 11:57.955							
5 1 3:39.994 54.347 1:44.866 1:00.781 114.6 16:35.612								5 1 3:12.006 50.273 1:26.049 55.684 131.3 15:09.961							
6 1 3:58.589 1:08.181 1:44.140 1:06.268 105.7 20:34.201								6 1 3:47.620 1:07.668 1:33.985 1:05.967 110.8 18:57.581							
7 1 3:52.853 1:13.171 1:42.357 57.325 108.3 24:27.054								7 1 3:59.493 1:11.067 1:47.923 1:00.503 105.3 22:57.074							
8 1 3:04.687 52.976 1:22.965 48.746 136.5 27:31.741								8 1 3:00.153 51.511 1:23.306 45.336 140.0 25:57.227							
9 1 3:09.214 51.533 1:27.270 50.411 133.3 30:40.955								9 1 3:11.099 49.848 1:30.883 50.368 131.9 29:08.326							
10 1 3:09.142 52.920 1:27.778 48.444 133.3 33:50.097								10 1 3:12.714 54.303 1:29.936 48.475 130.8 32:21.040							
6 1.Guy DE BAER FORD GT 40 HIS								19 1.Mathieu DAMIENS MERCEDES 190 2,3 16V YNG							
1 1 4:06.987 1:43.474 1:32.402 51.111 100.3 4:06.987								1 1 2:58.821 54.196 1:19.658 44.967 138.5 2:58.821							
2 1 3:22.543 57.689 1:32.133 52.721 124.5 7:29.530								2 1 2:54.196 50.608 1:18.564 45.024 144.7 5:53.017							
3 1 3:27.392 57.231 1:34.373 55.788 121.6 10:56.922								3 1 2:53.241 50.746 1:17.970 44.525 145.5 8:46.258							
								4 1 2:53.409 49.985 1:18.555 44.869 145.4 11:39.667							
								5 1 3:00.652 50.273 1:18.046 52.333 139.6 14:40.319							
								6 1 4:00.740 58.789 1:48.281 1:13.670 104.7 18:41.059							
								7 1 4:04.708 1:16.952 1:48.714 59.042 103.0 22:45.767							
								8 1 2:53.911 51.072 1:18.093 44.746 145.0 25:39.678							
								9 1 2:55.640 50.467 1:18.829 46.344 143.6 28:35.318							
								10 1 3:01.253 50.438 1:23.821 46.994 139.1 31:36.571							




Belcar Historic & Youngtimer Cup SPA SUMMER CLASSIC 2019

Race 1

Sector Analysis

Personal Best Session Best Crossing the finish line in the pit lane

Lap	D	Time	Sector 1	Sector 2	Sector 3	Kph	Elapsed	Lap	D	Time	Sector 1	Sector 2	Sector 3	Kph	Elapsed
21 1.Eric DAMSEAUX 2.Maurice DAMSEAUX AUSTIN Mini Cooper S HIS								8	1	3:25.264	1:01.408	1:29.016	54.840	122.8	27:55.576
1	1	4:08.157	1:44.770	1:31.733	51.654	99.8	4:08.157	9	1	3:32.116	1:02.931	1:35.334	53.851	118.9	31:27.692
2	1	3:21.822	1:00.026	1:30.161	51.635	124.9	7:29.979	30 1.Dirk VAN ROMPUY BMW M3 YNG							
3	1	3:26.093	59.131	1:32.061	54.901	122.3	10:56.072	1	1	2:57.500	52.643	1:20.341	44.516	139.6	2:57.500
4	1	3:33.046	59.973	1:31.353	1:01.720	118.4	14:29.118	2	1	2:56.271	49.661	1:20.336	46.274	143.0	5:53.771
5	1	4:12.999	1:06.998	1:51.976	1:14.025	99.7	18:42.117	3	1	2:54.280	49.890	1:19.251	45.139	144.7	8:48.051
6	1	4:06.202	1:16.831	1:48.784	1:00.587	102.4	22:48.319	4	1	2:53.822	49.458	1:19.730	44.634	145.1	11:41.873
7	1	3:19.209	59.641	1:28.382	51.186	126.6	26:07.528	5	1	3:08.766	50.908	1:19.531	58.327	133.6	14:50.639
8	1	3:22.259	57.792	1:31.714	52.753	124.7	29:29.787	6	1	3:58.040	1:00.042	1:42.489	1:15.509	105.9	18:48.679
9	1	3:24.009	58.720	1:32.440	52.849	123.6	32:53.796	7	1	4:06.850	1:14.801	1:48.846	1:03.203	102.1	22:55.529
22 1.Anthony VONK BMW E24 HIS								8	1	2:53.962	50.363	1:19.209	44.390	144.9	25:49.491
1	1	3:57.265	1:41.422	1:26.649	49.194	104.4	3:57.265	9	1	2:54.966	49.291	1:19.685	45.990	144.1	28:44.457
2	1	3:10.809	54.811	1:27.060	48.938	132.1	7:08.074	10	1	3:01.053	50.012	1:24.502	46.539	139.3	31:45.510
3	1	3:09.197	54.394	1:26.182	48.621	133.3	10:17.271	32 1.Pierre-Yves PAQUE PORSCHE 964 YNG							
4	1	3:08.904	54.539	1:25.446	48.919	133.5	13:26.175	1	1	2:49.638	49.173	1:17.498	42.967	146.0	2:49.638
5	1	3:26.390	1:01.372	1:28.082	56.936	122.2	16:52.565	2	1	16:23.523 B	47.844	1:19.506	...	25.6	19:13.161
6	1	3:50.894	1:02.989	1:41.481	1:06.424	109.2	20:43.459	33 1.Tim KUIJL BMW E36 325 i YNG							
7	1	3:43.982	1:13.473	1:34.774	55.735	112.6	24:27.441	1	1	3:04.822	56.285	1:21.663	46.874	134.0	3:04.822
8	1	3:10.770	54.115	1:27.859	48.796	132.2	27:38.211	2	1	3:02.653	54.249	1:21.055	47.349	138.0	6:07.475
9	1	3:10.232	54.425	1:25.849	49.958	132.5	30:48.443	3	1	3:04.142	53.609	1:21.115	49.418	136.9	9:11.617
23 1.Dominique HOLVOET TOYOTA Celica HIS								4	1	3:10.822	55.005	1:24.776	51.041	132.1	12:22.439
1	1	3:51.545	1:39.209	1:24.257	48.079	107.0	3:51.545	5	1	3:16.741	58.719	1:25.878	52.144	128.2	15:39.180
2	1	3:13.002	59.722	1:24.654	48.626	130.6	7:04.547	6	1	3:25.198	59.087	1:24.697	1:01.414	122.9	19:04.378
3	1	3:10.437	54.376	1:26.526	49.535	132.4	10:14.984	7	1	3:59.716	1:09.306	1:48.548	1:01.862	105.2	23:04.094
4	1	3:07.659	55.317	1:23.944	48.398	134.4	13:22.643	8	1	3:17.598	59.262	1:25.855	52.481	127.6	26:21.692
5	1	3:26.293	59.080	1:31.756	55.457	122.2	16:48.936	9	1	3:28.933	59.075	1:34.913	54.945	120.7	29:50.625
6	1	3:53.117	1:05.583	1:41.589	1:05.945	108.2	20:42.053	10	1	3:26.215	58.977	1:34.271	52.967	122.3	33:16.840
7	1	3:38.346	1:14.116	1:34.175	50.055	115.5	24:20.399	34 1.Davy COOREMAN HONDA YNG							
8	1	3:50.714 B	55.335	1:25.916	1:29.463	109.3	28:11.113	1	1	3:11.981	1:00.340	1:24.435	47.206	129.0	3:11.981
26 1.Marc VANDENDIJK LOTUS Elan HIS								2	1	3:07.289	53.785	1:25.027	48.477	134.6	6:19.270
1	1	4:19.252	1:46.917	1:38.953	53.382	95.6	4:19.252	3	1	3:03.477	54.495	1:22.342	46.640	137.4	9:22.747
2	1	3:29.441	59.014	1:36.482	53.945	120.4	7:48.693	4	1	3:03.269	53.519	1:23.335	46.415	137.6	12:26.016
3	1	3:30.731	57.837	1:39.819	53.075	119.7	11:19.424	5	1	3:03.489	53.901	1:22.804	46.784	137.4	15:29.505
4	1	3:31.595	57.552	1:36.208	57.835	119.2	14:51.019	6	1	3:34.410	54.063	1:37.242	1:03.105	117.6	19:03.915
5	1	3:57.935	1:00.659	1:42.034	1:15.242	106.0	18:48.954	7	1	3:59.359	1:09.091	1:48.436	1:01.832	105.3	23:03.274
6	1	4:07.352	1:15.124	1:49.409	1:02.819	101.9	22:56.306	8	1	3:07.105	54.950	1:24.264	47.891	134.8	26:10.379
7	1	3:29.673	59.790	1:37.055	52.828	120.3	26:25.979	9	1	3:07.635	53.711	1:26.611	47.313	134.4	29:18.014
8	1	3:40.855	56.764	1:45.479	58.612	114.2	30:06.834	10	1	3:08.018	53.622	1:26.382	48.014	134.1	32:26.032
9	1	3:41.093	59.322	1:44.935	56.836	114.0	33:47.927	40 1.Wouter MAHIEU 2.Daan MAHIEU TRIUMPH TR 3 A HIS							
29 1.Jonathan WHITE 2.David THOMAS TOYOTA MR2 MK1 INV								1	1	4:54.599	2:02.449	1:50.552	1:01.598	84.1	4:54.599
1	1	3:29.424	1:08.704	1:27.995	52.725	118.3	3:29.424	2	1	3:56.541	1:09.453	1:46.362	1:00.726	106.6	8:51.140
2	1	3:25.973	1:02.463	1:29.897	53.613	122.4	6:55.397	3	1	3:51.220	1:07.432	1:44.001	59.787	109.0	12:42.360
3	1	3:24.667	1:00.819	1:30.481	53.367	123.2	10:20.064	4	1	3:51.915	1:07.009	1:44.126	1:00.780	108.7	16:34.275
4	1	3:25.629	1:01.973	1:30.193	53.463	122.6	13:45.693	5	1	3:58.203	1:08.049	1:44.377	1:05.777	105.9	20:32.478
5	1	3:30.574	1:06.018	1:30.390	54.166	119.7	17:16.267	6	1	3:53.583	1:13.686	1:42.249	57.648	107.9	24:26.061
6	1	3:31.099	1:03.477	1:31.569	56.053	119.4	20:47.366	7	1	3:44.324	1:07.365	1:38.864	58.095	112.4	28:10.385
7	1	3:42.946	1:12.659	1:35.047	55.240	113.1	24:30.312								




Belcar Historic & Youngtimer Cup SPA SUMMER CLASSIC 2019

Race 1

Sector Analysis

Personal Best Session Best B Crossing the finish line in the pit lane

Lap	D	Time	Sector 1	Sector 2	Sector 3	Kph	Elapsed	Lap	D	Time	Sector 1	Sector 2	Sector 3	Kph	Elapsed		
43		1. Dean RIMBERT					BMW 318 YNG		51		1. Stefan MEUS					BMW 325i YNG	
1	1	3:20.598	1:02.718	1:28.326	49.554	123.5	3:20.598	1	1	3:08.355	58.568	1:22.516	47.271	131.5	3:08.355		
2	1	3:13.728	57.275	1:26.666	49.787	130.2	6:34.326	2	1	3:02.428	53.482	1:21.919	47.027	138.2	6:10.783		
3	1	3:09.813	55.867	1:25.462	48.484	132.8	9:44.139	3	1	3:01.606	53.487	1:21.256	46.863	138.8	9:12.389		
4	1	3:10.456	57.238	1:24.945	48.273	132.4	12:54.595	4	1	3:01.371	53.288	1:21.269	46.814	139.0	12:13.760		
5	1	3:42.134	57.139	1:44.091	1:00.904	113.5	16:36.729	5	1	3:03.289	53.866	1:21.393	48.030	137.6	15:17.049		
6	1	3:58.616	1:08.789	1:43.332	1:06.495	105.7	20:35.345	6	1	3:46.405	1:03.856	1:38.929	1:03.620	111.4	19:03.454		
7	1	3:40.045	1:13.294	1:37.375	49.376	114.6	24:15.390	7	1	3:59.580	1:08.969	1:48.280	1:02.331	105.2	23:03.034		
8	1	3:10.854	56.787	1:24.911	49.156	132.1	27:26.244	8	1	3:09.805	54.728	1:24.244	50.833	132.8	26:12.839		
9	1	3:16.034	56.327	1:29.076	50.631	128.6	30:42.278	9	1	3:12.197	52.602	1:29.857	49.738	131.2	29:25.036		
10	1	3:14.432	56.004	1:28.237	50.191	129.7	33:56.710	10	1	3:09.046	53.706	1:27.419	47.921	133.4	32:34.082		
44		1. Emiel DE WEERDT					FORD GT 40 KVA HIS		53		1. Ruben MOORTGAT					RENAULT YNG	
1	1	3:55.934	1:40.125	1:27.254	48.555	105.0	3:55.934	1	1	3:26.202	1:06.635	1:28.059	51.508	120.1	3:26.202		
2	1	3:13.024	55.780	1:27.998	49.246	130.6	7:08.958										
3	1	3:14.097	54.239	1:30.361	49.497	129.9	10:23.055										
4	1	3:10.721	53.845	1:28.459	48.417	132.2	13:33.776										
5	1	3:19.554	56.594	1:28.803	54.157	126.4	16:53.330										
6	1	3:52.008	1:03.485	1:41.628	1:06.895	108.7	20:45.338										
7	1	3:42.618	1:13.237	1:34.438	54.943	113.3	24:27.956										
8	1	3:12.122	55.054	1:28.534	48.534	131.2	27:40.078										
9	1	3:10.908	52.922	1:29.089	48.897	132.1	30:50.986										
10	1	3:12.062	54.483	1:28.199	49.380	131.3	34:03.048										
47		1. Ryan MONE					PORSCHE 944 YNG		56		1. Raphaël DE BORMAN 2. Hervé DEGER					FORD Capri HIS	
1	1	3:07.773	57.488	1:23.438	46.847	131.9	3:07.773	1	1	4:01.850	1:40.621	1:30.777	50.452	102.4	4:01.850		
2	1	3:02.203	52.803	1:22.849	46.551	138.4	6:09.976	2	1	3:12.969	55.163	1:27.766	50.040	130.7	7:14.819		
3	1	3:00.620	52.431	1:21.646	46.543	139.6	9:10.596	3	1	3:18.561	55.154	1:33.293	50.114	127.0	10:33.380		
4	1	3:10.597 B	52.674	1:22.598	55.325	132.3	12:21.193	4	1	3:13.733	54.993	1:28.645	50.095	130.1	13:47.113		
5	1	3:18.646	1:01.718	1:25.212	51.716	126.9	15:39.839	5	1	3:29.773	1:05.087	1:31.890	52.796	120.2	17:16.886		
6	1	3:25.942	58.914	1:25.122	1:01.906	122.4	19:05.781	6	1	3:32.539	1:03.424	1:31.705	57.410	118.6	20:49.425		
7	1	3:58.507	1:08.394	1:48.724	1:01.389	105.7	23:04.288	7	1	3:39.209	1:11.880	1:34.110	53.219	115.0	24:28.634		
8	1	3:05.602	53.035	1:23.353	49.214	135.9	26:09.890	8	1	3:27.890 B	55.884	1:28.463	1:03.543	121.3	27:56.524		
9	1	3:14.337	53.528	1:30.192	50.617	129.7	29:24.227										
10	1	3:08.984	53.499	1:28.044	47.441	133.4	32:33.211										
48		1. Robert VAESSEN					BMW E30 YNG		57		1. Jasper DIERCKX					BMW E36 INV	
1	1	3:19.574	1:02.010	1:26.744	50.820	124.1	3:19.574	1	1	3:43.141 B	1:00.547	1:25.331	1:17.263	111.0	3:43.141		
2	1	3:13.406	58.045	1:26.587	48.774	130.4	6:32.980										
3	1	3:12.252	56.577	1:26.678	48.997	131.2	9:45.232										
4	1	3:16.162	57.926	1:26.637	51.599	128.5	13:01.394										
5	1	3:39.521	58.331	1:39.833	1:01.357	114.9	16:40.915										
6	1	3:57.527	1:09.275	1:42.090	1:06.162	106.2	20:38.442										
7	1	3:42.670	1:13.106	1:38.382	51.182	113.2	24:21.112										
8	1	3:13.225	56.489	1:25.422	51.314	130.5	27:34.337										
9	1	3:15.742	56.249	1:29.572	49.921	128.8	30:50.079										
10	1	3:20.398	57.885	1:30.591	51.922	125.8	34:10.477										
49		1. Evertjan ALDERS					BMW 325i YNG		59		1. Sam COENJAERTS					BMW 325i YNG	
1	1	2:53.911	51.999	1:18.340	43.572	142.5	2:53.911	1	1	2:55.612	52.425	1:18.924	44.263	141.1	2:55.612		
60		1. Steven GUILLEMIJN					HONDA civic YNG		61		1. Juri VANNIEUWENBORGH					BMW E30 YNG	
1	1	3:17.814	58.694	1:28.289	50.831	125.2	3:17.814	1	1	3:14.368	59.440	1:25.439	49.489	127.5	3:14.368		
2	1	3:08.349	53.584	1:25.370	49.395	133.9	6:26.163	2	1	3:10.569	54.921	1:26.084	49.564	132.3	6:24.937		
3	1	3:09.669	53.886	1:25.167	50.616	132.9	9:35.832	3	1	3:09.252	53.984	1:24.121	51.147	133.2	9:34.189		
4	1	3:09.661	54.737	1:25.713	49.211	132.9	12:45.493										
5	1	3:38.328	55.142	1:39.914	1:03.272	115.5	16:23.821										
6	1	4:04.875	1:13.136	1:46.139	1:05.600	103.0	20:28.696										
7	1	3:41.888	1:15.367	1:37.559	48.962	113.6	24:10.584										
8	1	3:07.335	52.710	1:25.519	49.106	134.6	27:17.919										
9	1	3:22.312	54.099	1:34.830	53.383	124.6	30:40.231										
10	1	3:16.773	55.576	1:28.554	52.643	128.1	33:57.004										




Belcar Historic & Youngtimer Cup SPA SUMMER CLASSIC 2019

Race 1

Sector Analysis

Personal Best Session Best Crossing the finish line in the pit lane

Lap	D	Time	Sector 1	Sector 2	Sector 3	Kph	Elapsed	Lap	D	Time	Sector 1	Sector 2	Sector 3	Kph	Elapsed
66	1.	Patrick VERBELEN				NISSAN 200 NX YNG									
1	1	3:20.339	1:05.288	1:26.198	48.853	123.7	3:20.339	1	1	2:50.010	50.470	1:16.450	43.090	145.7	2:50.010
2	1	3:08.518	55.272	1:24.938	48.308	133.7	6:28.857	2	1	2:49.390	49.112	1:17.056	43.222	148.9	5:39.400
3	1	3:05.436	53.272	1:23.457	48.707	136.0	9:34.293	3	1	2:49.180	49.050	1:16.709	43.421	149.0	8:28.580
4	1	3:02.704	52.632	1:22.622	47.450	138.0	12:36.997	4	1	2:51.658	48.795	1:18.364	44.499	146.9	11:20.238
5	1	3:03.671	51.910	1:23.601	48.160	137.3	15:40.668	5	1	2:55.465	50.211	1:18.061	47.193	143.7	14:15.703
6	1	3:25.707	58.607	1:25.339	1:01.761	122.6	19:06.375	6	1	4:24.190	1:17.095	1:53.725	1:13.370	95.4	18:39.893
7	1	3:58.805	1:08.787	1:48.544	1:01.474	105.6	23:05.180	7	1	4:03.914	1:16.744	1:48.867	58.303	103.4	22:43.807
8	1	3:12.438	53.853	1:24.161	54.424	131.0	26:17.618	8	1	2:48.579	49.524	1:16.210	42.845	149.6	25:32.386
9	1	3:27.370	54.072	1:37.272	56.026	121.6	29:44.988	9	1	2:48.423	48.972	1:16.294	43.157	149.7	28:20.809
10	1	3:15.811	55.884	1:30.680	49.247	128.8	33:00.799	10	1	2:53.480	49.618	1:20.048	43.814	145.3	31:14.289
69	1.	Ben THAENS				BMW E30 YNG									
1	1	2:59.540	54.727	1:18.337	46.476	138.0	2:59.540	1	1	3:17.376	1:00.550	1:26.486	50.340	125.5	3:17.376
2	1	2:56.489	51.933	1:17.788	46.768	142.9	5:56.029	2	1	3:11.311	57.652	1:23.518	50.141	131.8	6:28.687
3	1	2:54.254	49.820	1:19.412	45.022	144.7	8:50.283	3	1	3:14.191	57.661	1:25.780	50.750	129.8	9:42.878
4	1	3:04.810	52.019	1:24.584	48.207	136.4	12:53.600	4	1	3:18.299	58.916	1:27.296	52.087	127.2	13:01.177
5	1	3:31.538	53.860	1:34.002	1:03.676	119.2	16:25.138	5	1	3:39.161	58.247	1:39.265	1:01.649	115.0	16:40.338
6	1	4:05.814	1:13.214	1:45.739	1:06.861	102.6	20:30.952	6	1	3:57.307	1:08.760	1:42.013	1:06.534	106.3	20:37.645
7	1	3:48.161	1:14.133	1:39.220	54.808	110.5	24:19.113	7	1	3:42.048	1:13.552	1:38.193	50.303	113.6	24:19.693
8	1	3:26.817	1:01.276	1:31.125	54.416	121.9	27:45.930	8	1	3:12.392	56.994	1:24.378	51.020	131.1	27:32.085
9	1	3:30.732	1:00.719	1:35.943	54.070	119.7	31:16.662	9	1	3:16.084	57.025	1:28.568	50.491	128.6	30:48.169
10	1	3:19.702	57.095	1:29.189	53.418	126.3	34:07.871	10	1	3:19.702	57.095	1:29.189	53.418	126.3	34:07.871
78	1.	Karlo VAN DOSSELAER				DODGE Challenger INV									
1	1	3:44.647	1:31.018	1:24.947	48.682	110.3	3:44.647	1	1	2:59.112	53.371	1:20.185	45.556	138.3	2:59.112
2	1	3:01.871	50.650	1:23.716	47.505	138.6	6:46.518	2	1	2:56.329	49.193	1:20.494	46.642	143.0	5:55.441
3	1	3:02.272	50.620	1:23.864	47.788	138.3	9:48.790	3	1	2:55.773	49.906	1:21.328	44.539	143.4	8:51.214
4	1	3:04.810	52.019	1:24.584	48.207	136.4	12:53.600	4	1	3:01.245	49.611	1:25.459	46.175	139.1	11:52.459
5	1	3:31.538	53.860	1:34.002	1:03.676	119.2	16:25.138	5	1	3:13.505	49.717	1:21.514	1:02.274	130.3	15:05.964
6	1	4:05.814	1:13.214	1:45.739	1:06.861	102.6	20:30.952	6	1	3:50.195	1:09.530	1:34.627	1:06.038	109.5	18:56.159
7	1	3:48.161	1:14.133	1:39.220	54.808	110.5	24:19.113	7	1	4:00.775	1:10.458	1:48.489	1:01.828	104.7	22:56.934
8	1	3:26.817	1:01.276	1:31.125	54.416	121.9	27:45.930	8	1	2:57.303	50.941	1:21.130	45.232	142.2	25:54.237
9	1	3:30.732	1:00.719	1:35.943	54.070	119.7	31:16.662	9	1	3:06.615	50.210	1:24.027	52.378	135.1	29:00.852
10	1	3:15.811	55.884	1:30.680	49.247	128.8	33:00.799	10	1	3:15.524	54.910	1:26.065	54.549	129.0	32:16.376
79	1.	Pieter OOMS				PORSCHE 911 HIS									
1	1	4:01.879	1:42.174	1:29.798	49.907	102.4	4:01.879	1	1	3:42.098	1:29.683	1:25.110	47.305	111.5	3:42.098
2	1	3:09.974	53.851	1:26.719	49.404	132.7	7:11.853	2	1	3:03.027	51.507	1:24.087	47.433	137.8	6:45.125
3	1	3:12.742	54.897	1:29.486	48.359	130.8	10:24.595	3	1	3:01.714	51.442	1:23.272	47.000	138.8	9:46.839
4	1	3:10.094	53.841	1:27.403	48.850	132.6	13:34.689	4	1	3:02.662	51.152	1:24.397	47.113	138.0	12:49.501
5	1	3:18.969	56.248	1:29.822	52.899	126.7	16:53.658	5	1	3:33.383	51.507	1:38.226	1:03.650	118.2	16:22.884
6	1	3:52.038	1:03.680	1:41.824	1:06.534	108.7	20:45.696	6	1	4:05.186	1:13.561	1:45.743	1:05.882	102.8	20:28.070
7	1	3:43.468	1:13.281	1:35.492	54.695	112.8	24:29.164	7	1	3:40.558	1:15.304	1:36.910	48.344	114.3	24:08.628
8	1	3:15.161	54.787	1:28.987	51.387	129.2	27:44.325	8	1	3:06.940	51.593	1:25.845	49.502	134.9	27:15.568
9	1	3:16.611	54.250	1:31.524	50.837	128.2	31:00.936	9	1	3:17.368	52.072	1:34.490	50.806	127.8	30:32.936
10	1	3:15.035	55.103	1:28.129	51.803	129.3	34:15.971	10	1	3:14.586	52.293	1:33.579	48.714	129.6	33:47.522
82	1.	Xavier MARTENS				PORSCHE 911 HIS									
1	1	3:49.096	1:35.894	1:25.502	47.700	108.1	3:49.096	1	1	3:03.869	56.301	1:21.173	46.395	134.7	3:03.869
2	1	3:04.850	52.176	1:24.822	47.852	136.4	6:53.946	2	1	3:00.800	52.486	1:21.113	47.201	139.5	6:04.669
3	1	3:08.298	53.528	1:26.792	47.978	133.9	10:02.244	3	1	3:02.662	51.152	1:24.397	47.113	138.0	12:49.501
4	1	3:08.631	53.657	1:26.738	48.236	133.7	13:10.875	4	1	3:33.383	51.507	1:38.226	1:03.650	118.2	16:22.884
5	1	3:31.137	57.093	1:32.738	1:01.306	119.4	16:42.012	5	1	4:05.186	1:13.561	1:45.743	1:05.882	102.8	20:28.070
6	1	3:57.382	1:09.291	1:42.089	1:06.002	106.2	20:39.394	6	1	3:40.558	1:15.304	1:36.910	48.344	114.3	24:08.628
7	1	3:48.130	1:13.358	1:37.679	57.093	110.5	24:27.524	7	1	3:06.940	51.593	1:25.845	49.502	134.9	27:15.568
8	1	3:07.153	53.867	1:24.654	48.632	134.7	27:34.677	8	1	3:17.368	52.072	1:34.490	50.806	127.8	30:32.936
9	1	3:10.353	53.138	1:27.969	49.246	132.5	30:45.030	9	1	3:14.586	52.293	1:33.579	48.714	129.6	33:47.522
10	1	3:13.620	53.291	1:27.573	52.756	130.2	33:58.650	10	1	3:14.586	52.293	1:33.579	48.714	129.6	33:47.522
87	1.	Guy FASTRES				BMW E30 YNG									
1	1	2:50.010	50.470	1:16.450	43.090	145.7	2:50.010	1	1	3:42.098	1:29.683	1:25.110	47.305	111.5	3:42.098
2	1	2:49.390	49.112	1:17.056	43.222	148.9	5:39.400	2	1	3:03.027	51.507	1:24.087	47.433	137.8	6:45.125
3	1	2:49.180	49.050	1:16.709	43.421	149.0	8:28.580	3	1	3:01.714	51.442	1:23.272	47.000	138.8	9:46.839
4	1	2:51.658	48.795	1:18.364	44.499	146.9	11:20.238	4	1	3:02.662	51.152	1:24.397	47.113	138.0	12:49.501
5	1	2:55.465	50.211	1:18.061	47.193	143.7	14:15.703	5	1	3:33.383	51.507	1:38.226	1:03.650	118.2	16:22.884
6	1	4:24.190	1:17.095	1:53.725	1:13.370	95.4	18:39.893	6	1	4:05.186	1:13.561	1:45.743	1:05.882	102.8	20:28.070
7	1	4:03.914	1:16.744	1:48.867	58.303	103.4	22:43.807	7	1	3:40.558	1:15.304	1:36.910	48.344	114.3	24:08.628
8	1	2:48.579	49.524	1:16.210	42.845	149.6	25:32.386	8	1	3:06.940	51.593	1:25.845	49.502	134.9	27:15.568
9	1	2:48.423	48.972	1:16.294	43.157	149.7	28:20.809	9	1	3:17.368	52.072	1:34.490	50.806	127.8	30:32.936
10	1	2:53.480	49.618	1:20.048	43.814	145.3	31:14.289	10	1	3:14.586	52.293	1:33.579	48.714	129.6	33:47.522
89	1.	Matthias VAN HOOL				RENAULT YNG									
1	1	3:17.376	1:00.550	1:26.486	50.340	125.5	3:17.376	1	1	3:42.098	1:29.683	1:25.110	47.305	111.5	3:42.098
2	1	3:11.311	57.652	1:23.518	50.141	131.8	6:28.687	2	1	3:03.027	51.507	1:24.087	47.433	137.8	6:45.125
3	1	3:14.191	57.661	1:25.780	50.750	129.8	9:42.878	3	1	3:01.714	51.442	1:23.272	47.000	138.8	9:46.839
4	1	3:18.299	58.916	1:27.296	52.087	127.2	13:01.177	4	1	3:02.662	51.152	1:24.397	47.113	138.0	12:49.501
5	1	3:39.161													



Belcar Historic & Youngtimer Cup SPA SUMMER CLASSIC 2019

Race 1

Sector Analysis

Personal Best Session Best Crossing the finish line in the pit lane

Lap	D	Time	Sector 1	Sector 2	Sector 3	Kph	Elapsed	Lap	D	Time	Sector 1	Sector 2	Sector 3	Kph	Elapsed
3	1	2:59.056	52.618	1:20.359	46.079	140.8	9:03.725	5	1	2:51.464	47.978	1:19.308	44.178	147.1	14:08.249
4	1	2:59.878	52.800	1:20.729	46.349	140.2	12:03.603	6	1	4:30.626	1:23.850	1:53.195	1:13.581	93.2	18:38.875
5	1	3:10.420	52.924	1:22.667	54.829	132.4	15:14.023	7	1	4:04.275	1:16.864	1:48.686	58.725	103.2	22:43.150
6	1	3:48.211	1:05.715	1:39.013	1:03.483	110.5	19:02.234	8	1	2:48.343	47.474	1:17.403	43.466	149.8	25:31.493
7	1	4:00.370	1:08.899	1:48.616	1:02.855	104.9	23:02.604	9	1	2:48.855	47.565	1:17.672	43.618	149.3	28:20.348
8	1	3:04.864	54.509	1:23.083	47.272	136.4	26:07.468	10	1	2:53.307	47.415	1:21.156	44.736	145.5	31:13.655
9	1	3:07.128	52.933	1:25.559	48.636	134.7	29:14.596								
10	1	3:06.600	53.181	1:25.177	48.242	135.1	32:21.196								

106 1.Christoph HÖTTE PEUGEOT 106 YNG

1	1	3:21.289	1:05.691	1:26.110	49.488	123.1	3:21.289
2	1	3:12.132	56.983	1:26.284	48.865	131.2	6:33.421
3	1	3:10.538	56.454	1:24.534	49.550	132.3	9:43.959
4	1	3:11.126	57.793	1:24.883	48.450	131.9	12:55.085
5	1	3:42.496	57.228	1:44.474	1:00.794	113.3	16:37.581
6	1	3:58.223	1:08.649	1:43.494	1:06.080	105.8	20:35.804
7	1	3:43.759	1:13.553	1:39.697	50.509	112.7	24:19.563
8	1	3:13.533	57.431	1:24.425	51.677	130.3	27:33.096
9	1	3:16.310	56.652	1:28.149	51.509	128.4	30:49.406
10	1	3:15.696	56.358	1:28.317	51.021	128.8	34:05.102

113 1.Jan DE BORRE BMW E30 INV

1	1	3:48.894	1:13.942	1:37.345	57.607	108.2	3:48.894
2	1	3:49.068	1:03.402	1:39.804	1:05.862	110.1	7:37.962
3	1	3:48.229	1:04.613	1:46.316	57.300	110.5	11:26.191
4	1	3:45.272	1:07.233	1:40.361	57.678	111.9	15:11.463
5	1	3:49.433	1:06.870	1:39.176	1:03.387	109.9	19:00.896
6	1	4:01.363	1:08.982	1:48.458	1:03.923	104.5	23:02.259
7	1	3:44.354	1:03.547	1:36.088	1:04.719	112.4	26:46.613
8	1	3:56.010	1:04.076	1:49.393	1:02.541	106.8	30:42.623
9	1	3:46.767	1:02.792	1:44.017	59.958	111.2	34:29.390

124 1.Lorenzo SEGERS BMW 325i YNG

1	1	3:20.436	1:03.094	1:27.516	49.826	123.6	3:20.436
2	1	3:08.826	55.592	1:25.778	47.456	133.5	6:29.262

136 1.John TIMMERMANS LANCIA Delta Integrale YNG

1	1	2:55.914	51.321	1:21.239	43.354	140.8	2:55.914
2	1	2:58.016	50.184	1:22.356	45.476	141.6	5:53.930
3	1	2:56.718	50.345	1:21.965	44.408	142.7	8:50.648
4	1	3:02.824	50.604	1:26.097	46.123	137.9	11:53.472
5	1	3:14.681	52.014	1:24.760	57.907	129.5	15:08.153
6	1	3:48.787	1:08.644	1:34.258	1:05.885	110.2	18:56.940
7	1	4:00.215	1:10.882	1:48.275	1:01.058	105.0	22:57.155
8	1	3:47.076	1:04.648	1:38.908	1:03.520	111.0	26:44.231
9	1	4:11.658	1:12.863	1:43.833	1:14.962	100.2	30:55.889

144 1.Jan VAN ELDEREN FORD Sierra Cosworth RS YNG

1	1	2:48.783	49.101	1:16.954	42.728	146.8	2:48.783
2	1	2:46.889	47.892	1:16.383	42.614	151.1	5:35.672
3	1	2:49.128	48.015	1:17.895	43.218	149.1	8:24.800
4	1	2:51.985	47.597	1:20.072	44.316	146.6	11:16.785

194 1.Mario POTTERS PEUGEOT 205 GTI YNG

1	1	3:19.519	1:03.803	1:25.701	50.015	124.2	3:19.519
---	---	----------	----------	-----------------	---------------	-------	----------

199 1.José LAUDUS OPEL Kadett GTE HIS

1	1	3:46.053	1:34.441	1:23.619	47.993	109.6	3:46.053
2	1	3:05.593	53.615	1:22.675	49.303	135.9	6:51.646
3	1	3:03.051	52.343	1:23.332	47.376	137.7	9:54.697
4	1	3:05.282	52.505	1:23.229	49.548	136.1	12:59.979
5	1	3:38.433	53.096	1:44.227	1:01.110	115.4	16:38.412
6	1	3:58.189	1:08.691	1:43.286	1:06.212	105.9	20:36.601
7	1	3:40.332	1:13.523	1:38.339	48.470	114.4	24:16.933
8	1	3:06.829	53.986	1:23.379	49.464	135.0	27:23.762
9	1	3:15.077	52.288	1:32.062	50.727	129.3	30:38.839
10	1	3:11.539	52.540	1:30.015	48.984	131.6	33:50.378

223 1.Floris FICK BMW 2002 HIS


1	1	4:02.583	1:42.489	1:27.492	52.602	102.1	4:02.583
2	1	3:16.963	59.493	1:26.581	50.889	128.0	7:19.546
3	1	3:20.579	59.960	1:27.932	52.687	125.7	10:40.125
4	1	3:21.701	1:00.698	1:27.459	53.544	125.0	14:01.826
5	1	3:23.534	1:00.337	1:30.492	52.705	123.9	17:25.360
6	1	3:24.610	59.447	1:28.110	57.053	123.2	20:49.970
7	1	3:40.001	1:11.767	1:34.559	53.675	114.6	24:29.971
8	1	3:16.425	58.854	1:25.157	52.414	128.4	27:46.396
9	1	3:19.720	58.810	1:29.674	51.236	126.2	31:06.116
10	1	3:23.297	59.075	1:30.383	53.839	124.0	34:29.413

224 1.Peter KAUFMANN RENAULT Alpine A110 HIS

1	1	4:13.378	1:45.352	1:36.442	51.584	97.8	4:13.378
2	1	3:55.817	1:21.764	1:38.421	55.632	106.9	8:09.195
3	1	3:30.887	59.794	1:37.356	53.737	119.6	11:40.082
4	1	3:33.583	1:00.513	1:38.043	55.027	118.1	15:13.665
5	1	3:48.178	1:05.540	1:39.127	1:03.511	110.5	19:01.843
6	1	3:59.464	1:08.900	1:48.556	1:02.008	105.3	23:01.307
7	1	3:21.822	57.457	1:32.729	51.636	124.9	26:23.129
8	1	3:35.141	57.613	1:41.338	56.190	117.2	29:58.270
9	1	3:24.969	57.367	1:35.506	52.096	123.0	33:23.239

240 1.Pierre Philippe DUMONT NISSAN Datsun Sports 240 Z HIS

1	1	4:18.405	1:46.492	1:37.533	54.380	95.9	4:18.405
2	1	3:29.212	58.582	1:34.746	55.884	120.5	7:47.617
3	1	3:30.908	58.403	1:36.359	56.146	119.6	11:18.525
4	1	3:31.383	58.938	1:34.327	58.118	119.3	14:49.908
5	1	3:57.913	1:00.301	1:41.913	1:15.699	106.0	18:47.821
6	1	4:07.225	1:14.888	1:48.713	1:03.624	102.0	22:55.046



Belcar Historic & Youngtimer Cup SPA SUMMER CLASSIC 2019

Race 1

Sector Analysis

■ Personal Best
 ■ Session Best
 B Crossing the finish line in the pit lane

Lap	D	Time	Sector 1	Sector 2	Sector 3	Kph	Elapsed	Lap	D	Time	Sector 1	Sector 2	Sector 3	Kph	Elapsed	
250		1.Hans-Gerd BRAUNEISER					FORD Escort RS2000					HIS				
1	1	3:46.915	1:35.394	1:23.415	48.106	109.2	3:46.915									
2	1	3:05.768	53.588	1:23.668	48.512	135.7	6:52.683									
251		1.Christoph ROESSLE					FORD Escort RS2000					HIS				
1	1	4:15.338	1:45.851	1:36.409	53.078	97.0	4:15.338									
2	1	3:27.385	59.313	1:33.037	55.035	121.6	7:42.723									
3	1	3:24.196	58.503	1:32.726	52.967	123.5	11:06.919									
4	1	3:25.237	58.647	1:30.767	55.823	122.9	14:32.156									
5	1	4:13.956	1:07.471	1:51.041	1:15.444	99.3	18:46.112									
6	1	4:06.719	1:15.446	1:48.644	1:02.629	102.2	22:52.831									
7	1	3:21.543	57.393	1:31.108	53.042	125.1	26:14.374									
8	1	3:34.474	57.481	1:40.126	56.867	117.6	29:48.848									
9	1	3:32.221	58.370	1:37.334	56.517	118.8	33:21.069									
586		1.Christian EIDEN					BMW 318					YNG				
1	1	3:19.221	1:02.027	1:26.165	51.029	124.4	3:19.221									
2	1	3:12.521	56.768	1:26.701	49.052	131.0	6:31.742									
3	1	3:10.848	55.412	1:25.215	50.221	132.1	9:42.590									
4	1	3:10.788	56.809	1:24.780	49.199	132.2	12:53.378									
5	1	3:43.048	57.558	1:44.499	1:00.991	113.0	16:36.426									
6	1	3:58.212	1:07.947	1:43.950	1:06.315	105.8	20:34.638									
7	1	3:41.237	1:13.182	1:37.254	50.801	114.0	24:15.875									
8	1	3:11.549	57.520	1:24.083	49.946	131.6	27:27.424									
9	1	3:16.380	56.014	1:29.735	50.631	128.4	30:43.804									
10	1	3:55.012 B	55.818	1:28.084	1:31.110	107.3	34:38.816									