


Belcar Historic & Youngtimer Cup SPA SUMMER CLASSIC 2019

Qualifying

Sector Analysis

Personal Best Session Best B Crossing the finish line in the pit lane

Lap	D	Time	Sector 1	Sector 2	Sector 3	Kph	Elapsed	Lap	D	Time	Sector 1	Sector 2	Sector 3	Kph	Elapsed
1 1.Luc GEEBELEN PORSCHE 911 HIS								3 1 3:21.057 B 53.361 1:26.852 1:00.844 125.4 10:15.677							
1 1 4:06.421 1:27.736 1:42.831 55.854 100.5 4:06.421								4 1 4:59.858 2:41.126 1:29.489 49.243 84.1 15:15.535							
2 1 3:30.418 57.535 1:38.422 54.461 119.8 7:36.839								5 1 3:13.464 53.832 1:29.029 50.603 130.3 18:28.999							
3 1 3:22.239 55.783 1:33.085 53.371 124.7 10:59.078								6 1 4:42.118 B 1:04.364 1:39.235 1:58.519 89.4 23:11.117							
4 1 3:22.018 56.286 1:33.854 51.878 124.8 14:21.096								7 1 5:06.224 2:52.236 1:25.745 48.243 82.3 28:17.340							
5 1 3:23.604 56.571 1:34.209 52.824 123.8 17:44.700								8 1 3:07.153 52.860 1:25.210 49.083 134.7 31:24.493							
6 1 4:37.965 B 55.846 1:48.181 1:53.938 90.7 22:22.665								9 1 3:05.997 53.242 1:24.995 47.760 135.6 34:30.490							
7 1 5:26.665 2:59.669 1:34.602 52.394 77.2 27:49.329								10 1 3:06.506 52.882 1:24.363 49.261 135.2 37:36.996							
8 1 3:17.701 54.938 1:31.355 51.408 127.5 31:07.030															
2 1.Luc MOORTGAT PORSCHE 964 Cup YNG								10 1.Andreas FRICKE ALPINE A110 HIS							
1 1 3:53.450 1:25.788 1:35.142 52.520 106.1 3:53.450								1 1 4:16.360 1:43.727 1:36.395 56.238 96.6 4:16.360							
2 1 8:59.271 B 49.939 1:20.229 6:49.103 46.8 12:52.721								2 1 3:18.832 55.022 1:30.166 53.644 126.8 7:35.192							
								3 1 3:53.752 1:13.755 1:42.428 57.569 107.9 11:28.944							
								4 1 3:04.285 52.398 1:23.978 47.909 136.8 14:33.229							
								5 1 2:59.974 51.528 1:20.643 47.803 140.1 17:33.203							
								6 1 4:11.609 B 51.961 1:44.231 1:35.417 100.2 21:44.812							
								7 1 5:47.988 3:28.553 1:29.559 49.876 72.5 27:32.799							
								8 1 3:00.123 51.154 1:21.589 47.380 140.0 30:32.922							
								9 1 3:01.611 50.412 1:22.478 48.721 138.8 33:34.533							
								10 1 3:02.065 51.644 1:22.653 47.768 138.5 36:36.598							
3 1.Samuel VERHEGGEN MERCEDES 190 2,3 16V YNG								17 1.Eric NULENS PORSCHE 964 YNG							
1 1 3:24.795 1:03.183 1:32.220 49.392 121.0 3:24.795								1 1 3:43.304 1:21.398 1:33.380 48.526 110.9 3:43.304							
2 1 3:09.741 54.505 1:26.387 48.849 132.9 6:34.536								2 1 3:01.556 52.410 1:22.367 46.779 138.9 6:44.860							
3 1 3:00.893 52.834 1:21.317 46.742 139.4 9:35.429								3 1 2:58.101 51.464 1:21.425 45.212 141.6 9:42.961							
4 1 3:03.424 52.226 1:24.167 47.031 137.5 12:38.853								4 1 3:17.266 B 50.514 1:24.817 1:01.935 127.8 13:00.227							
5 1 3:08.719 B 51.490 1:21.659 55.570 133.6 15:47.572								5 1 5:00.520 2:47.681 1:27.309 45.530 83.9 18:00.747							
6 1 6:01.378 B 2:42.353 1:41.167 1:37.858 69.8 21:48.950								6 1 4:31.835 B 49.586 1:43.290 1:58.959 92.8 22:32.582							
7 1 5:32.655 3:22.132 1:23.574 46.949 75.8 27:21.604								7 1 5:31.065 3:17.262 1:24.754 49.049 76.2 28:03.646							
8 1 2:59.133 51.785 1:21.120 46.228 140.8 30:20.737								8 1 3:14.619 B 52.125 1:24.226 58.268 129.6 31:18.265							
9 1 2:57.828 51.351 1:20.554 45.923 141.8 33:18.565															
10 1 3:08.220 50.916 1:23.805 53.499 134.0 36:26.785															
5 1.Wim KUIJL FORD Capri 2600 RS HIS								19 1.Mathieu DAMIENS MERCEDES 190 2,3 16V YNG							
1 1 3:05.653 46.763 1:28.013 50.877 133.4 3:05.653								1 1 3:42.725 1:10.934 1:42.794 48.997 111.2 3:42.725							
2 1 3:02.758 53.042 1:23.142 46.574 138.0 6:08.411								2 1 2:53.526 50.227 1:18.043 45.256 145.3 6:36.251							
3 1 3:00.767 50.771 1:22.029 47.967 139.5 9:09.178								3 1 2:53.039 50.439 1:17.619 44.981 145.7 9:29.290							
4 1 3:01.131 50.983 1:22.561 47.587 139.2 12:10.309								4 1 2:58.690 50.069 1:19.392 49.229 141.1 12:27.980							
5 1 3:06.221 51.186 1:25.262 49.773 135.4 15:16.530															
6 1 3:07.436 53.010 1:23.945 50.481 134.5 18:23.966															
7 1 4:35.055 B 58.269 1:35.791 2:00.995 91.7 22:59.021															
6 1.Guy DE BAER FORD GT 40 HIS								21 1.Eric DAMSEAUX AUSTIN Mini Cooper S HIS 2.Maurice DAMSEAUX							
1 1 5:15.662 2:36.932 1:44.692 54.038 78.5 5:15.662								1 1 4:08.695 1:37.417 1:37.986 53.292 99.6 4:08.695							
2 1 3:18.472 55.800 1:31.934 50.738 127.0 8:34.134								2 1 3:22.639 58.927 1:31.363 52.349 124.4 7:31.334							
3 1 3:20.799 55.289 1:32.146 53.364 125.6 11:54.933								3 1 3:38.955 B 58.275 1:31.695 1:08.985 115.2 11:10.289							
4 1 3:18.063 56.267 1:31.302 50.494 127.3 15:12.996								4 1 6:50.118 4:27.713 1:30.164 52.241 61.5 18:00.407							
5 1 3:16.485 54.669 1:30.059 51.757 128.3 18:29.481								5 1 4:45.611 B 57.097 1:55.119 1:53.395 88.3 22:46.018							
6 1 4:45.693 B 1:05.199 1:39.606 2:00.888 88.3 23:15.174								6 1 5:49.023 3:23.317 1:30.784 54.922 72.2 28:35.040							
7 1 4:41.999 2:16.662 1:33.912 51.425 89.4 27:57.172								7 1 3:15.572 57.083 1:27.023 51.466 128.9 31:50.612							
8 1 3:16.283 55.997 1:30.377 49.909 128.5 31:13.455								8 1 3:16.533 57.179 1:27.172 52.182 128.3 35:07.145							
9 1 3:11.593 53.892 1:28.320 49.381 131.6 34:25.048															
10 1 3:12.241 53.731 1:27.948 50.562 131.2 37:37.289															
9 1.Dieter KUYL FORD Capri HIS								22 1.Anthony VONK BMW E24 HIS							
1 1 3:42.797 1:08.031 1:40.525 54.241 111.2 3:42.797								1 1 3:22.853 59.586 1:31.526 51.741 122.1 3:22.853							
2 1 3:11.823 55.976 1:26.983 48.864 131.4 6:54.620								2 1 3:13.565 55.915 1:26.482 51.168 130.3 6:36.418							
								3 1 3:10.283 55.442 1:25.113 49.728 132.5 9:46.701							
								4 1 3:11.046 55.204 1:26.220 49.622 132.0 12:57.747							




Belcar Historic & Youngtimer Cup SPA SUMMER CLASSIC 2019

Qualifying

Sector Analysis

Personal Best Session Best B Crossing the finish line in the pit lane

Lap	D	Time	Sector 1	Sector 2	Sector 3	Kph	Elapsed	Lap	D	Time	Sector 1	Sector 2	Sector 3	Kph	Elapsed	
47	1.	Ryan MONE				PORSCHE 944 YNG			1	1	3:47.282	1:19.223	1:39.536	48.523	109.0	3:47.282
	2							2	1	2:56.617	50.788	1:20.237	45.592	142.8	6:43.899	
	3							3	1	9:47.805 B	50.376	1:19.287	7:38.142	42.9	16:31.704	
	4							4	1	3:50.547 B	1:06.779	1:21.291	1:22.477	109.4	20:22.251	
48	1.	Robert VAESSEN				BMW E30 YNG										
	1							1	1	6:26.628	4:14.694	1:24.668	47.266	64.1	6:26.628	
	2							2	1	3:15.621 B	51.860	1:22.326	1:01.435	128.9	9:42.249	
	3							3	1	5:39.597	3:07.909	1:39.786	51.902	74.2	15:21.846	
	4							4	1	3:18.799	56.376	1:31.441	50.982	126.8	18:40.645	
	5							5	1	4:49.818 B	1:02.478	1:40.187	2:07.153	87.0	23:30.463	
	6							6	1	5:24.370	3:04.666	1:30.357	49.347	77.7	28:54.832	
	7							7	1	3:17.076	54.864	1:29.663	52.549	127.9	32:11.908	
	8							8	1	3:11.095	54.741	1:27.565	48.789	131.9	35:23.003	
49	1.	Evertjan ALDERS				BMW 325i YNG										
	1							1	1	4:05.504	1:37.081	1:35.756	52.667	100.9	4:05.504	
	2							2	1	3:14.642	56.142	1:28.931	49.569	129.5	7:20.146	
	3							3	1	3:22.594 B	54.838	1:27.124	1:00.632	124.5	10:42.740	
	4							4	1	4:18.826	2:04.330	1:25.488	49.008	97.4	15:01.566	
	5							5	1	3:10.993	54.019	1:27.933	49.041	132.0	18:12.559	
	6							6	1	4:38.130 B	56.667	1:44.985	1:56.478	90.7	22:50.689	
	7							7	1	5:06.065	2:50.718	1:26.112	49.235	82.4	27:56.753	
	8							8	1	3:11.359	56.986	1:24.837	49.536	131.8	31:08.112	
	9							9	1	3:25.588	54.288	1:41.395	49.905	122.6	34:33.700	
	10							10	1	3:08.792	54.437	1:25.562	48.793	133.6	37:42.492	
50	1.	Christian COLFS				PORSCHE 944 YNG										
	1							1	1	3:57.636	1:13.096	1:45.378	59.162	104.3	3:57.636	
	2							2	1	3:43.012	1:03.478	1:42.894	56.640	113.1	7:40.648	
	3							3	1	3:34.029	1:01.459	1:36.654	55.916	117.8	11:14.677	
	4							4	1	3:35.517	1:01.080	1:38.844	55.593	117.0	14:50.194	
	5							5	1	3:30.649	1:00.289	1:35.449	54.911	119.7	18:20.843	
	6							6	1	4:41.653 B	1:03.066	1:39.202	1:59.385	89.5	23:02.496	
	7							7	1	4:52.785	2:21.645	1:35.846	55.294	86.1	27:55.280	
	8							8	1	10:45.355 B	1:01.248	2:21.551	7:22.556	39.1	38:40.635	
51	1.	Stefan MEUS				BMW 325i YNG										
	1							1	1	3:38.516	1:20.370	1:29.833	48.313	113.4	3:38.516	
	2							2	1	2:58.727	50.913	1:21.527	46.287	141.1	6:37.243	
	3							3	1	2:53.304	49.745	1:18.873	44.686	145.5	9:30.547	
	4							4	1	3:02.139	49.064	1:20.820	52.255	138.4	12:32.686	
	5							5	1	2:52.048	49.373	1:17.629	45.046	146.6	15:24.734	
	6							6	1	2:57.423	48.674	1:20.726	48.023	142.1	18:22.157	
	7							7	1	4:31.483 B	59.283	1:35.970	1:56.230	92.9	22:53.640	
52	1.	Sam COENJAERTS				BMW 325i YNG										
	1							1	1	4:51.564	2:10.511	1:44.469	56.584	85.0	4:51.564	
	2							2	1	3:16.065	56.409	1:29.351	50.305	128.6	8:07.629	
	3							3	1	3:16.415	54.465	1:30.137	51.813	128.4	11:24.044	
	4							4	1	3:10.418	53.013	1:27.293	50.112	132.4	14:34.462	
	5							5	1	3:08.154	53.099	1:24.681	50.374	134.0	17:42.616	
53	1.	Ruben MOORTGAT				RENAULT YNG										
	1							1	1	4:08.047	1:33.693	1:38.776	55.578	99.9	4:08.047	
	2							2	1	3:25.613	58.527	1:33.790	53.296	122.6	7:33.660	
	3							3	1	3:20.615	56.601	1:31.852	52.162	125.7	10:54.275	
	4							4	1	5:45.817 B	55.870	1:28.479	3:21.468	72.9	16:40.092	
	5							5	1	7:00.615 B	1:09.442	1:35.800	4:15.373	59.9	23:40.707	
	6							6	1	4:18.560	1:55.946	1:30.419	52.195	97.5	27:59.266	
	7							7	1	3:18.493	57.525	1:29.028	51.940	127.0	31:17.759	
	8							8	1	7:03.303 B	57.203	1:31.418	4:34.682	59.6	38:21.062	
54	1.	Roland SPAZIERER				FORD Capri 2600 RS HIS										




Belcar Historic & Youngtimer Cup SPA SUMMER CLASSIC 2019 Qualifying

Sector Analysis

Personal Best Session Best B Crossing the finish line in the pit lane

Lap	D	Time	Sector 1	Sector 2	Sector 3	Kph	Elapsed	Lap	D	Time	Sector 1	Sector 2	Sector 3	Kph	Elapsed
61 1.Juri VANNIEUWENBORGH BMW E30 YNG															
1	1	3:49.401	1:14.747	1:43.224	51.430	108.0	3:49.401	1	1	6:22.330	4:05.044	1:27.378	49.908	64.8	6:22.330
2	1	3:08.536	54.129	1:26.068	48.339	133.7	6:57.937	2	1	3:17.679 B	54.911	1:23.300	59.468	127.6	9:40.009
3	1	3:06.675	53.186	1:24.765	48.724	135.1	10:04.612	3	1	5:09.398	2:59.754	1:19.901	49.743	81.5	14:49.407
4	1	3:07.469	53.390	1:26.071	48.008	134.5	13:12.081	4	1	3:04.430	55.487	1:20.574	48.369	136.7	17:53.837
5	1	3:06.659	54.267	1:23.635	48.757	135.1	16:18.740								
6	1	3:23.572 B	52.875	1:22.024	1:08.673	123.9	19:42.312								
7	1	8:08.340 B	5:15.631	1:34.608	1:18.101	51.6	27:50.651								
8	1	3:25.902	1:13.491	1:23.565	48.846	122.5	31:16.553								
9	1	3:09.640	53.064	1:26.932	49.644	133.0	34:26.193								
10	1	3:27.039	54.316	1:27.755	1:04.968	121.8	37:53.232								
66 1.Patrick VERBELEN NISSAN 200 NX YNG															
1	1	5:47.606 B	2:23.939	1:42.891	1:40.776	71.3	5:47.606								
2	1	5:40.701 B	2:03.105	1:46.785	1:50.811	74.0	11:28.307								
69 1.Ben THAENS BMW E30 YNG															
1	1	3:10.095	54.265	1:27.389	48.441	130.3	3:10.095								
2	1	2:56.503	51.688	1:19.526	45.289	142.9	6:06.598								
3	1	2:53.905	49.990	1:18.968	44.947	145.0	9:00.503								
4	1	2:56.875	50.489	1:19.932	46.454	142.6	11:57.378								
5	1	2:57.847	52.312	1:19.558	45.977	141.8	14:55.225								
6	1	3:03.508	53.611	1:22.345	47.552	137.4	17:58.733								
7	1	4:31.494 B	50.304	1:43.535	1:57.655	92.9	22:30.227								
8	1	5:01.330	2:52.777	1:20.680	47.873	83.7	27:31.556								
9	1	2:58.411	50.115	1:20.335	47.961	141.3	30:29.967								
10	1	2:54.481	49.934	1:18.853	45.694	144.5	33:24.448								
11	1	2:52.671	49.779	1:17.896	44.996	146.0	36:17.119								
78 1.Karlo VAN DOSSELAER DODGE Challenger INV															
1	1	5:00.704	2:25.353	1:41.914	53.437	82.4	5:00.704								
2	1	3:04.343	51.531	1:24.805	48.007	136.8	8:05.047								
3	1	3:03.596	50.158	1:25.042	48.396	137.3	11:08.643								
4	1	3:00.786	49.592	1:22.765	48.429	139.5	14:09.429								
5	1	2:59.127	49.373	1:22.888	46.866	140.8	17:08.556								
6	1	3:40.236 B	49.529	1:28.077	1:22.630	114.5	20:48.792								
79 1.Pieter OOMS PORSCHE 911 HIS															
1	1	5:43.376	2:52.731	1:50.960	59.685	72.2	5:43.376								
2	1	13:42.932 B	...	1:40.260	1:19.743	30.6	19:26.308								
82 1.Xavier MARTENS PORSCHE 911 HIS															
1	1	3:57.019	1:28.516	1:34.285	54.218	104.5	3:57.019								
2	1	3:05.172	53.433	1:24.798	46.941	136.2	7:02.191								
3	1	3:04.120	51.591	1:24.623	47.906	136.9	10:06.311								
84 1.Guy FRANCOIS NISSAN Primera BTCC YNG															
1	1	3:04.142	51.589	1:25.529	47.024	136.9	13:10.453								
5	1	4:06.856 B	1:07.450	1:42.731	1:16.675	102.1	17:17.309								
87 1.Guy FASTRES BMW E30 YNG															
1	1	6:22.330	4:05.044	1:27.378	49.908	64.8	6:22.330								
2	1	3:17.679 B	54.911	1:23.300	59.468	127.6	9:40.009								
3	1	5:09.398	2:59.754	1:19.901	49.743	81.5	14:49.407								
4	1	3:04.430	55.487	1:20.574	48.369	136.7	17:53.837								
88 1.Ce' BAETEN FORD Escort MK1 HIS 2.Bas VAN ELDEREN															
1	1	3:10.212	53.539	1:27.530	49.143	130.2	3:10.212								
2	1	3:08.632	56.990	1:23.455	48.187	133.7	6:18.844								
3	1	3:08.100	54.842	1:24.412	48.846	134.0	9:26.944								
4	1	3:14.642	56.015	1:24.374	54.253	129.5	12:41.586								
5	1	3:37.738 B	1:00.012	1:30.617	1:07.109	115.8	16:19.324								
89 1.Matthias VAN HOOL RENAULT YNG															
1	1	6:50.630	4:15.184	1:39.430	56.016	60.3	6:50.630								
2	1	3:09.200	56.372	1:23.550	49.278	133.3	9:59.830								
3	1	3:41.163 B	59.282	1:29.628	1:12.253	114.0	13:40.993								
4	1	5:23.867	2:59.487	1:30.898	53.482	77.9	19:04.860								
5	1	4:30.233 B	1:22.574	1:35.029	1:32.630	93.3	23:35.093								
6	1	5:15.207	2:51.144	1:24.270	59.793	80.0	28:50.299								
7	1	3:07.244	55.090	1:23.056	49.098	134.7	31:57.543								
8	1	3:07.919	56.002	1:22.446	49.471	134.2	35:05.462								
94 1.Gust VAN HAELST MAZDA RX3 YNG															
1	1	4:00.992	1:31.851	1:34.856	54.285	102.8	4:00.992								
2	1	3:11.079	59.399	1:24.380	47.300	132.0	7:12.071								
3	1	2:57.042	51.320	1:20.237	45.485	142.4	10:09.113								
4	1	2:54.535	50.802	1:20.039	43.694	144.5	13:03.648								
5	1	2:55.556	51.625	1:18.923	45.008	143.6	15:59.204								
6	1	2:56.371	50.100	1:19.688	46.583	143.0	18:55.575								
97 1.Luc BRANCKAERTS CHEVROLET Corvette HIS															
1	1	5:15.838	2:41.378	1:40.575	53.885	78.4	5:15.838								
2	1	3:05.107	51.365	1:25.532	48.210	136.2	8:20.945								
3	1	3:01.874	50.696	1:24.212	46.966	138.6	11:22.819								
4	1	2:57.988	50.182	1:22.194	45.612	141.7	14:20.807								




Belcar Historic & Youngtimer Cup SPA SUMMER CLASSIC 2019

Qualifying

Sector Analysis

■ Personal Best ■ Session Best B Crossing the finish line in the pit lane

Lap D	Time	Sector 1	Sector 2	Sector 3	Kph	Elapsed	Lap D	Time	Sector 1	Sector 2	Sector 3	Kph	Elapsed
100 1. Tom LAUREYNS VW Golf GTI II YNG							9	2:51.493	48.699	1:18.508	44.286	147.0	32:48.538
							10	3:45.487	1:00.571	1:39.006	1:05.910	111.8	36:34.025
1	4:16.446	1:48.123	1:32.953	55.370	96.6	4:16.446							
2	3:13.409	54.515	1:29.602	49.292	130.4	7:29.855							
3	3:04.350	52.570	1:23.042	48.738	136.8	10:34.205							
4	3:02.033	52.693	1:22.161	47.179	138.5	13:36.238							
5	3:27.532 B	52.279	1:29.794	1:05.459	121.5	17:03.770							
106 1. Christoph HÖTTE PEUGEOT 106 YNG													
1	5:02.586	2:19.741	1:46.060	56.785	81.9	5:02.586							
2	3:17.010	58.086	1:27.415	51.509	128.0	8:19.596							
3	3:16.766	57.169	1:29.398	50.199	128.1	11:36.362							
4	3:11.801	55.996	1:24.691	51.114	131.5	14:48.163							
5	3:21.500	56.700	1:33.572	51.228	125.1	18:09.663							
6	4:38.836 B	57.597	1:46.334	1:54.905	90.4	22:48.499							
7	5:51.711	3:17.619	1:34.793	59.299	71.7	28:40.209							
8	3:14.468	59.354	1:25.247	49.867	129.7	31:54.677							
9	3:15.771	55.430	1:25.505	54.836	128.8	35:10.448							
110 1. Marc MATHAY BMW 2002 Tii Alpina HIS													
1	4:46.677	2:16.776	1:37.279	52.622	86.4	4:46.677							
2	3:14.489	57.564	1:26.895	50.030	129.6	8:01.166							
3	3:13.620	56.105	1:26.077	51.438	130.2	11:14.786							
4	3:10.603	55.896	1:25.500	49.207	132.3	14:25.389							
5	3:11.210	55.270	1:26.199	49.741	131.9	17:36.599							
6	4:15.526 B	54.816	1:41.191	1:39.519	98.7	21:52.125							
113 1. Jan DE BORRE BMW E30 INV													
1	5:36.425	2:49.065	1:46.513	1:00.847	73.6	5:36.425							
2	3:39.001	1:05.760	1:38.398	54.843	115.1	9:15.426							
3	3:51.013 B	1:04.745	1:36.982	1:09.286	109.1	13:06.439							
4	6:42.570 B	3:32.610	1:50.996	1:18.964	62.6	19:49.009							
5	8:49.334	6:12.175	1:38.704	58.455	47.6	28:38.342							
6	3:35.985	1:01.475	1:38.093	56.417	116.7	32:14.327							
7	3:34.359	1:01.734	1:36.478	56.147	117.6	35:48.686							
124 1. Lorenzo SEGERS BMW 325i YNG													
1	4:53.225	2:16.222	1:42.584	54.419	84.5	4:53.225							
2	3:29.179	59.813	1:34.222	55.144	120.5	8:22.404							
3	3:16.205	55.263	1:30.804	50.138	128.5	11:38.609							
4	3:11.586	54.731	1:27.177	49.678	131.6	14:50.195							
136 1. John TIMMERMANS LANCIA Delta Integrale YNG													
1	4:26.324	1:56.763	1:39.504	50.057	93.0	4:26.324							
2	3:04.839	49.699	1:26.652	48.488	136.4	7:31.163							
3	2:52.786	48.754	1:19.041	44.991	145.9	10:23.949							
4	3:10.599	53.687	1:30.704	46.208	132.3	13:34.548							
5	2:54.393	48.231	1:17.683	48.479	144.6	16:28.941							
6	3:51.223 B	53.672	1:30.114	1:27.437	109.0	20:20.164							
7	6:46.846	4:39.305	1:21.946	45.595	62.0	27:07.009							
8	2:50.036	48.305	1:17.740	43.991	148.3	29:57.045							
144 1. Jan VAN ELDEREN FORD Sierra Cosworth RS YNG													
1	3:15.942	55.825	1:27.891	52.226	126.4	3:15.942							
2	2:58.662	54.330	1:20.008	44.324	141.1	6:14.604							
3	2:53.369	48.804	1:20.320	44.245	145.4	9:07.973							
4	2:50.605	47.909	1:19.298	43.398	147.8	11:58.578							
5	3:06.054 B	49.253	1:20.546	56.255	135.5	15:04.632							
6	6:41.811 B	3:20.849	1:44.900	1:36.062	62.8	21:46.443							
7	5:46.309 B	3:24.144	1:20.896	1:01.269	72.8	27:32.751							
8	3:26.130	1:20.534	1:21.217	44.379	122.3	30:58.881							
9	2:53.600	49.170	1:20.201	44.229	145.2	33:52.481							
10	2:53.744	48.302	1:20.585	44.857	145.1	36:46.225							
194 1. Mario POTTERS PEUGEOT 205 GTI YNG													
1	4:54.895	2:25.740	1:37.133	52.022	84.0	4:54.895							
2	3:14.851	57.217	1:27.516	50.118	129.4	8:09.746							
3	3:32.837 B	56.007	1:28.310	1:08.520	118.5	11:42.583							
4	4:42.988	2:24.540	1:27.782	50.666	89.1	16:25.571							
5	3:49.871 B	54.990	1:26.077	1:28.804	109.7	20:15.442							
6	7:49.580	5:33.447	1:24.953	51.180	53.7	28:05.021							
7	3:08.637	55.102	1:24.170	49.365	133.7	31:13.658							
8	3:09.584	54.859	1:25.088	49.637	133.0	34:23.242							
9	3:28.241	1:00.019	1:30.814	57.408	121.1	37:51.483							
199 1. José LAUDUS OPEL Kadett GTE HIS													
1	3:57.000	1:21.794	1:38.683	56.523	104.5	3:57.000							
2	3:06.397	53.994	1:24.866	47.537	135.3	7:03.397							
3	3:03.670	51.812	1:24.102	47.756	137.3	10:07.067							
4	3:05.322	53.542	1:24.371	47.409	136.1	13:12.389							
5	3:05.177	53.322	1:23.511	48.344	136.2	16:17.566							
6	3:49.936 B	57.743	1:30.292	1:21.901	109.7	20:07.502							
7	7:12.011	4:56.483	1:25.732	49.796	58.4	27:19.512							
8	3:04.605	52.240	1:23.666	48.699	136.6	30:24.117							
9	3:03.179	52.318	1:21.889	48.972	137.6	33:27.296							
10	3:13.357	59.316	1:25.107	48.934	130.4	36:40.653							
205 1. Erik BRUYNOGHE PEUGEOT 205 GTI YNG													
1	5:05.349	2:39.757	1:33.654	51.938	81.1	5:05.349							
2	3:04.386	55.031	1:22.535	46.820	136.7	8:09.735							
3	3:08.820	51.534	1:29.995	47.291	133.5	11:18.555							
4	3:10.475 B	50.676	1:20.446	59.353	132.4	14:29.030							
5	5:35.598 B	2:52.696	1:23.074	1:19.828	75.1	20:04.628							
6	7:22.300	5:15.056	1:20.964	46.280	57.0	27:26.927							
7	2:56.737	50.103	1:19.937	46.697	142.7	30:23.664							
8	2:56.329	49.884	1:20.553	45.892	143.0	33:19.993							
9	2:58.470	49.524	1:21.439	47.507	141.3	36:18.463							
223 1. Floris FICK BMW 2002 HIS													
1	5:20.456	2:40.950	1:41.472	58.034	77.3	5:20.456							
2	3:17.512	58.887	1:27.555	51.070	127.7	8:37.968							



Belcar Historic & Youngtimer Cup

SPA SUMMER CLASSIC 2019

Qualifying

Sector Analysis

■ Personal Best ■ Session Best B Crossing the finish line in the pit lane

Lap	D	Time	Sector 1	Sector 2	Sector 3	Kph	Elapsed	Lap	D	Time	Sector 1	Sector 2	Sector 3	Kph	Elapsed
3	1	3:36.376 B	55.592	1:29.216	1:11.568	116.5	12:14.344	8	1	3:07.184	55.238	1:23.370	48.576	134.7	33:38.337
4	1	6:57.625 B	4:20.573	1:26.557	1:10.495	60.4	19:11.969	9	1	3:06.519	55.712	1:22.019	48.788	135.2	36:44.856
5	1	8:31.976	6:12.918	1:28.131	50.927	49.2	27:43.944								
6	1	3:12.162	56.204	1:24.720	51.238	131.2	30:56.106								
7	1	3:39.981 B	59.853	1:27.790	1:12.338	114.6	34:36.087								

224		1. Peter KAUFMANN		RENAULT Alpine A110		HIS	
1	1	4:42.484	2:02.842	1:43.868	55.774	87.7	4:42.484
2	1	3:42.052	1:01.355	1:41.073	59.624	113.6	8:24.536
3	1	3:32.195	59.568	1:36.755	55.872	118.8	11:56.731
4	1	3:28.221	58.467	1:36.586	53.168	121.1	15:24.952
5	1	3:23.655	56.769	1:34.099	52.787	123.8	18:48.607

240		1. Pierre Philippe DUMONT		NISSAN Datsun Sports 240 Z		HIS	
1	1	3:56.626	1:07.284	1:49.235	1:00.107	104.7	3:56.626
2	1	3:42.048	1:02.970	1:40.808	58.270	113.6	7:38.674
3	1	3:36.232	1:01.552	1:37.049	57.631	116.6	11:14.906
4	1	3:38.081	1:00.244	1:39.068	58.769	115.6	14:52.987
5	1	3:32.903	1:00.812	1:35.177	56.914	118.4	18:25.890
6	1	4:41.419 B	1:04.755	1:40.743	1:55.921	89.6	23:07.309
7	1	4:54.171	2:22.484	1:35.622	56.065	85.7	28:01.479
8	1	3:32.491	59.873	1:36.370	56.248	118.7	31:33.970
9	1	3:31.111	59.883	1:35.338	55.890	119.4	35:05.081

250		1. Hans-Gerd BRAUNEISER		FORD Escort RS2000		HIS	
1	1	5:02.584	2:29.563	1:41.536	51.485	81.9	5:02.584
2	1	3:08.480	53.994	1:25.921	48.565	133.8	8:11.064
3	1	3:10.913	54.453	1:27.047	49.413	132.1	11:21.977
4	1	3:05.118	53.243	1:23.754	48.121	136.2	14:27.095
5	1	3:17.509 B	53.332	1:25.082	59.095	127.7	17:44.604
6	1	9:40.446 B	7:11.035	1:27.621	1:01.790	43.4	27:25.049
7	1	5:06.656 B	2:31.685	1:30.484	1:04.487	82.2	32:31.705

251		1. Christoph ROESSLE		FORD Escort RS2000		HIS	
1	1	5:21.280	2:31.539	1:49.371	1:00.370	77.1	5:21.280
2	1	3:36.533	1:02.069	1:39.978	54.486	116.4	8:57.813
3	1	3:32.077	59.984	1:37.376	54.717	118.9	12:29.890
4	1	3:26.783	58.866	1:34.899	53.018	121.9	15:56.673
5	1	3:29.574	58.468	1:34.085	57.021	120.3	19:26.247
6	1	4:22.708 B	1:12.386	1:39.908	1:30.414	96.0	23:48.955
7	1	5:21.663	2:57.780	1:32.073	51.810	78.4	29:10.617
8	1	3:22.938	56.982	1:31.065	54.891	124.2	32:33.555
9	1	3:19.867	57.961	1:29.780	52.126	126.2	35:53.422

586		1. Christian EIDEN		BMW 318		YNG	
1	1	5:27.929	2:38.385	1:49.620	59.924	75.5	5:27.929
2	1	3:20.029	59.118	1:29.438	51.473	126.1	8:47.958
3	1	3:12.291	56.396	1:26.332	49.563	131.1	12:00.249
4	1	3:33.264 B	56.156	1:29.244	1:07.864	118.2	15:33.513
5	1	5:07.231 B	2:06.117	1:26.144	1:34.970	82.1	20:40.744
6	1	6:42.230	4:28.666	1:23.659	49.905	62.7	27:22.973
7	1	3:08.180	55.129	1:24.502	48.549	134.0	30:31.153