

# Historic Monoposto Racing SPA SUMMER CLASSIC

## Qualifying 1

### Final Classification by Class

**Amended**


No	Driver	Nat	Team	Car	Laps	Total Time	Gap	Kph	Best Lap			
									Lap	Time	Kph	
<b>F1600</b>												
1	1 Roel MULDER	NED		PRS RH02	7	<b>34:41.333</b>		84.6	3	<b>2:53.942</b>	145.0	
2	27 Ed WAALEWIJN	NED		VAN DIEMEN RF79	7	<b>34:43.239</b>	+0.646	84.5	3	<b>2:54.588</b>	144.4	
3	21 Cédric BAETEN	BEL		CROSSLÉ 32F	7	<b>33:31.475</b>	+1.441	87.5	4	<b>2:55.383</b>	143.8	
4	24 Silas RAUSCHEN	GER		VAN DIEMEN RF77	7	<b>34:59.096</b>	+2.290	83.9	4	<b>2:56.232</b>	143.1	
5	31 Leo BECKERS	BEL		ROYALE RP26	7	<b>34:54.884</b>	+3.039	84.0	4	<b>2:56.981</b>	142.5	
6	35 Michael RASPER	GER		MERLYN MK11A	4	<b>12:47.801</b>	+4.714	130.8	4	<b>2:58.656</b>	141.1	
7	20 Gerald LUDWIG	GER		VAN DIEMEN RF81	6	<b>31:02.962</b>	+6.430	81.0	3	<b>3:00.372</b>	139.8	
8	15 Roger NEWMAN	GB		VAN DIEMEN RF80	6	<b>32:01.117</b>	+7.971	78.5	3	<b>3:01.913</b>	138.6	
9	18 Damien DELHASE	BEL		HAWKE DL15	5	<b>31:07.808</b>	+9.935	67.3	3	<b>3:03.877</b>	137.1	
10	37 Johan BAETEN	BEL		ROYALE RP24	6	<b>35:04.958</b>	+10.504	71.7	3	<b>3:04.446</b>	136.7	
11	38 Bill COWING	GB		GINETTA G18	3	<b>10:00.427</b>	+16.137	125.2	3	<b>3:10.079</b>	132.7	
12	39 Martin WHITLOCK	GB		PRS RH02	3	<b>10:44.299</b>	+18.357	116.7	3	<b>3:12.299</b>	131.1	
13	17 Jörg ECKERLIN	GER		CROSSLÉ 32F	5	<b>30:47.290</b>	+35.890	68.0	3	<b>3:29.832</b>	120.2	
14	23 Hartmut KENTGENS	GER		ELDEN MK10	5	<b>30:51.754</b>	+47.591	67.8	2	<b>3:41.533</b>	113.8	
15	11 Ole HOLST	DEN		ROYALE RP3A	5	<b>30:59.416</b>	+49.588	67.6	3	<b>3:43.530</b>	112.8	
16	25 Jean-Marie SCHILLING	LUX		LOTUS 69F	2	<b>8:51.123</b>		94.1				

CARS 27 - 31 - 93 - 208 AND 247 SOME LAPTIMES DELETED DUE TO TRACK LIMITS

Published at: .....

Track Status: **DRY**

Stewards	Timekeeper:
----------	-------------



# Historic Monoposto Racing SPA SUMMER CLASSIC

## Qualifying 1

### Final Classification by Class

**Amended**

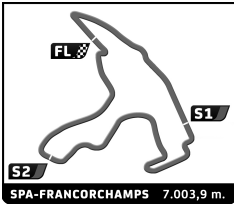
No	Driver	Nat	Team	Car	Laps	Total Time	Gap	Kph	Best Lap			
									Lap	Time	Kph	
<b>F2000</b>												
1	40 Carly MESKES	NED		VAN DIEMEN RF81	6	<b>29:58.096</b>		83.9	3	<b>2:44.836</b>	153.0	
2	51 Tony WALSH	GB		REYNARD SF78	7	<b>34:57.250</b>	+0.055	83.9	3	<b>2:44.891</b>	152.9	
3	68 Chris WHITTINGHAM	GB		ROYALE RP30	7	<b>34:51.029</b>	+0.788	84.2	4	<b>2:45.624</b>	152.2	
4	47 Ian FOLEY	GB		REYNARD SF78	7	<b>34:47.530</b>	+3.110	84.3	4	<b>2:47.946</b>	150.1	
5	48 Hans MESKES	NED		VAN DIEMEN RF78	7	<b>33:34.053</b>	+3.116	87.4	4	<b>2:47.952</b>	150.1	
6	50 Stephen COLLYER	GB		CROSSLÉ 33F	6	<b>33:28.045</b>	+3.673	75.1	2	<b>2:48.509</b>	149.6	
7	93 Günter BECKER	GER		SCHIESSER MK7	6	<b>31:01.893</b>	+4.271	81.0	3	<b>2:49.107</b>	149.1	
8	55 Antony RAJNE	GB		MERLYN MK28	6	<b>32:38.619</b>	+5.947	77.0	3	<b>2:50.783</b>	147.6	
9	41 Alan GAPE	GB		ROYALE RP27	7	<b>33:29.917</b>	+7.633	87.6	4	<b>2:52.469</b>	146.2	
10	88 Toon HUNGENAERT	BEL		ROYALE RP30	7	<b>33:33.043</b>	+8.355	87.5	4	<b>2:53.191</b>	145.6	
11	70 Peter RICHARDS	GB		DELTA T79	6	<b>30:44.774</b>	+9.119	81.8	4	<b>2:53.955</b>	144.9	
12	63 Jonathan LUCAS	GB		REYNARD SF79	7	<b>34:37.598</b>	+9.244	84.7	3	<b>2:54.080</b>	144.8	
13	69 Paul HUBBARD	GB		VAN DIEMEN RF78	6	<b>31:03.000</b>	+9.317	81.0	4	<b>2:54.153</b>	144.8	
14	58 Greg ROBERTSON	GB		REYNARD SF79	3	<b>9:42.727</b>	+9.648	129.1	3	<b>2:54.484</b>	144.5	
15	44 John de RITTER	GB		DELTA T79	4	<b>12:57.474</b>	+17.917	129.2	3	<b>3:02.753</b>	138.0	
16	71 Stefan SCHROYEN	BEL		ROYALE RP27	4	<b>12:47.287</b>	+19.057	130.9	4	<b>3:03.893</b>	137.1	
17	56 Ferry PLUGGE	NED		DELTA T79	4	<b>12:49.524</b>	+20.071	130.5	4	<b>3:04.907</b>	136.4	
18	83 Anthony MITCHELL	GB		REYNARD SF78	6	<b>30:50.814</b>	+22.318	81.5	3	<b>3:07.154</b>	134.7	
19	53 Erle MINHINICK	GB		LOLA T580	4	<b>31:02.089</b>	+25.135	53.9	2	<b>3:09.971</b>	132.7	
20	61 Mick BURROWS	GB		ROYALE RP27	5	<b>31:36.610</b>	+51.082	66.2	3	<b>3:35.918</b>	116.8	
21	77 David MANNING	GB		DELTA T79	1	<b>3:49.070</b>		108.2				

CARS 27 - 31 - 93 - 208 AND 247 SOME LAPTIMES DELETED DUE TO TRACK LIMITS

Published at: .....

Track Status: **DRY**

Stewards	Timekeeper:
----------	-------------



# Historic Monoposto Racing

## SPA SUMMER CLASSIC

### Qualifying 1

**Amended**

### Final Classification by Class


No	Driver	Nat	Team	Car	Laps	Total Time	Gap	Kph	Best Lap			
									Lap	Time	Kph	
<b>F3</b>												
1	233 Anthony HANCOCK	GB		LOLA T670	7	<b>33:07.785</b>		88.6	3	<b>2:39.662</b>	157.9	
2	181 Bert SMEETS	BEL		MARTINI MK31	7	<b>34:48.953</b>	+10.559	84.3	4	<b>2:50.221</b>	148.1	
3	132 Lothar PETERS	GER		MERLYN MK9	3	<b>11:27.030</b>	+29.172	109.5	2	<b>3:08.834</b>	133.5	

CARS 27 - 31 - 93 - 208 AND 247 SOME LAPTIMES DELETED DUE TO TRACK LIMITS

Published at: .....

Track Status: **DRY**

Stewards	Timekeeper:
----------	-------------



# Historic Monoposto Racing SPA SUMMER CLASSIC

## Qualifying 1

### Final Classification by Class

**Amended**

No	Driver	Nat	Team	Car	Laps	Total Time	Gap	Kph	Best Lap			
									Lap	Time	Kph	
<b>UK2000</b>												
1	208 Tom SMITH	GB		ROYALE RP27	6	<b>32:05.997</b>		78.3	4	<b>2:43.473</b>	154.2	
2	201 Andrew PARK	GB		REYNARD SF80	6	<b>32:04.849</b>	+0.678	78.4	4	<b>2:44.151</b>	153.6	
3	213 Andrew SMITH	GB		ROYALE RP27	7	<b>33:09.694</b>	+5.105	88.5	4	<b>2:48.578</b>	149.6	
4	218 Stephen GLASSWELL	GB		REYNARD SF79	7	<b>34:27.419</b>	+6.583	85.2	3	<b>2:50.056</b>	148.3	
5	247 Steve NICHOLS	GB		REYNARD SF79	7	<b>34:32.909</b>	+14.331	84.9	4	<b>2:57.804</b>	141.8	
6	269 Mark BRADEN	GB		REYNARD	3	<b>10:06.260</b>	+15.191	124.0	3	<b>2:58.664</b>	141.1	
7	299 Geoff O'NION	GB		REYNARD SF77	6	<b>34:29.966</b>	+15.674	72.9	3	<b>2:59.147</b>	140.7	
8	228 Michael CONWAY	IRL		ROYALE RP27	5	<b>27:33.063</b>	+18.167	76.0	3	<b>3:01.640</b>	138.8	
9	216 John MOORE	GB		DELTA T80	4	<b>12:42.517</b>	+19.285	131.7	4	<b>3:02.758</b>	138.0	

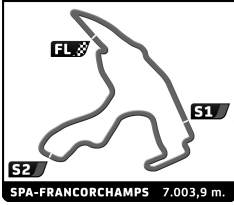
CARS 27 - 31 - 93 - 208 AND 247 SOME LAPTIMES DELETED DUE TO TRACK LIMITS

Published at: .....

Track Status: **DRY**

<b>Stewards</b>	<b>Timekeeper:</b>
-----------------	--------------------





# Historic Monoposto Racing

## SPA SUMMER CLASSIC

### Qualifying 1

**Amended**

### Final Classification by Class

No	Driver	Nat	Team	Car	Laps	Total Time	Gap	Kph	Best Lap			
									Lap	Time	Kph	
<b>VEE</b>												
1	3 Paulina NILSSON	SWE		AUSTRO Kaimann	5	<b>31:51.004</b>		65.7	3	<b>3:56.447</b>	106.6	
2	2 Tommy JOHANSSON	SWE		AUSTRO Kaimann	5	<b>31:55.842</b>	+0.026	65.6	3	<b>3:56.473</b>	106.6	

CARS 27 - 31 - 93 - 208 AND 247 SOME LAPTICES DELETED DUE TO TRACK LIMITS

Published at: .....

Track Status: **DRY**

<b>Stewards</b>	<b>Timekeeper:</b>
-----------------	--------------------