


Catawiki NK HTGT SPA SUMMER CLASSIC Qualifying

Sector Analysis

■ Personal Best
 ■ Session Best
 ■ Crossing the finish line in the pit lane

Lap D	Time	Sector 1	Sector 2	Sector 3	Kph	Elapsed	Lap D	Time	Sector 1	Sector 2	Sector 3	Kph	Elapsed	
2 1. Carlo HAMILTON FORD Falcon CT10							1	1	3:56.273	1:29.081	1:34.263	52.929	104.9	3:56.273
2	1	3:09.965	54.556	1:27.241	48.168	132.7	2	1	3:09.990	54.779	1:26.494	48.717	132.7	7:06.263
3	1	3:08.363	52.617	1:26.715	49.031	133.9	3	1	3:36.381 B	52.996	1:24.310	1:19.075	116.5	10:42.644
4	1	3:11.348	52.703	1:26.831	51.814	131.8	4	1	10:29.533	8:07.533	1:30.576	51.424	40.1	21:12.177
5	1	3:09.346	52.547	1:27.586	49.213	133.2	5	1	8:18.373 B	52.793	6:04.912	1:20.668	50.6	29:30.550
6	1	3:28.609 B	52.244	1:26.841	1:09.524	120.9								
7	1	6:19.361	4:04.242	1:26.988	48.131	66.5								
8	1	3:08.670	51.549	1:27.651	49.470	133.6								
9	1	3:09.455	53.591	1:27.162	48.702	133.1								
6 1. Thomas ARDELT VOLVO Amazon (P122 S) CT08/09							1	1	5:15.375	2:38.635	1:40.025	56.715	78.6	5:15.375
2	1	3:31.391	1:03.976	1:31.741	55.674	119.3	2	1	3:55.664 B	1:08.071	1:37.009	1:10.584	107.0	8:13.154
3	1	3:37.814	1:01.248	1:32.230	1:04.336	115.8	3	1	5:00.611	2:34.415	1:32.589	53.607	83.9	13:13.765
4	1	4:37.420 B	1:19.592	1:52.054	1:25.774	90.9	4	1	3:29.019 B	54.367	1:30.483	1:04.169	120.6	16:42.784
5	1	7:37.940	4:38.994	1:49.052	1:09.894	55.1	5	1	8:08.797	5:48.639	1:30.912	49.246	51.6	24:51.581
6	1	3:24.382	59.954	1:30.483	53.945	123.4	6	1	3:12.909	54.471	1:28.930	49.508	130.7	28:04.490
7	1	3:31.278	1:01.199	1:32.246	57.833	119.3	7	1	4:14.101 B	1:08.195	1:46.751	1:19.155	99.2	32:18.591
10 1. Norbert GROSS FORD Falcon Sprint CT10							1	1	3:29.270	1:08.005	1:31.750	49.515	118.4	3:29.270
2	1	3:03.804	50.479	1:25.915	47.410	137.2	2	1	3:59.245 B	54.900	1:46.813	1:17.532	105.4	13:36.384
3	1	3:04.065	50.822	1:25.220	48.023	137.0	3	1	7:31.810	5:11.222	1:32.157	48.431	55.8	21:08.194
4	1	3:59.245 B	54.900	1:46.813	1:17.532	105.4	4	1	3:04.994	50.676	1:25.832	48.486	136.3	24:13.188
5	1	7:31.810	5:11.222	1:32.157	48.431	55.8	5	1	3:02.884	50.227	1:25.562	47.095	137.9	27:16.072
6	1	3:04.994	50.676	1:25.832	48.486	136.3	6	1	4:23.242 B	1:11.128	1:46.477	1:25.637	95.8	31:39.314
7	1	3:02.884	50.227	1:25.562	47.095	137.9	7	1						
8	1	4:23.242 B	1:11.128	1:46.477	1:25.637	95.8	8	1						
12 1. Bert METS MINI Cooper S CT07							1	1	3:43.935	1:05.065	1:42.027	56.843	110.6	3:43.935
2	1	3:27.334	1:01.824	1:32.368	53.142	121.6	2	1	3:29.581	59.138	1:34.079	56.364	120.3	12:14.676
3	1	3:24.544	1:00.371	1:31.020	53.153	123.3	3	1	3:27.796	57.654	1:33.606	56.536	121.3	15:42.472
4	1	3:25.971	1:00.678	1:31.561	53.732	122.4	4	1	3:27.937	57.775	1:34.317	55.845	121.3	19:10.409
5	1	3:23.946	1:00.354	1:30.645	52.947	123.6	5	1	3:25.007	58.123	1:33.182	53.702	123.0	22:35.416
6	1	3:22.669	59.320	1:30.398	52.951	124.4	6	1	3:24.938	58.031	1:33.513	53.394	123.0	26:00.354
7	1	3:42.567 B	59.347	1:31.725	1:11.495	113.3	7	1	3:24.812	56.552	1:33.558	54.702	123.1	29:25.166
8	1	5:20.578	2:46.108	1:35.935	58.535	78.7	8	1	3:25.480	57.193	1:34.088	54.199	122.7	32:50.646
9	1	3:21.710	59.295	1:29.986	52.429	125.0	9	1						
13 1. Graham WILSON LOTUS Elan GTS10 2. David PITTARD							1	1	4:00.719	1:35.140	1:34.627	50.952	102.9	4:00.719
2	1	3:07.358	52.358	1:25.666	49.334	134.6	2	1	3:13.098	56.747	1:25.905	50.446	130.6	6:23.516
3	1	3:20.544 B	52.578	1:26.067	1:01.899	125.7	3	1	3:10.832	55.804	1:24.982	50.046	132.1	9:34.348
4	1	5:18.655	3:04.536	1:22.985	51.134	79.1	4	1	3:10.179	54.974	1:24.586	50.619	132.6	12:44.527
5	1	2:55.349	51.093	1:19.512	44.744	143.8	5	1	3:20.763 B	55.644	1:24.625	1:00.494	125.6	16:05.290
6	1	3:13.529 B	49.340	1:18.956	1:05.233	130.3	6	1						
15 1. Robert HAMILTON MARCOS 1800 GT GTP<2500							1	1	3:18.317	50.642	1:34.413	53.262	124.9	3:18.317
2	1	3:25.523	59.190	1:28.678	57.655	122.7	2	1						




Catawiki NK HTGT SPA SUMMER CLASSIC Qualifying

Sector Analysis

Personal Best Session Best Crossing the finish line in the pit lane

Lap	D	Time	Sector 1	Sector 2	Sector 3	Kph	Elapsed	Lap	D	Time	Sector 1	Sector 2	Sector 3	Kph	Elapsed	
3	1	3:43.519	B	1:00.492	1:32.001	1:11.026	112.8	10:27.359	4	1	3:04.336	52.570	1:25.137	46.629	136.8	15:24.106
34	1.Barbara LAMBERT MG B GTS11							5	1	3:13.608	B	52.491	1:23.919	57.198	130.2	18:37.714
1	1	5:22.934	2:10.148	2:05.088	1:07.698	76.7	5:22.934	6	1	4:25.827	2:19.522	1:20.888	45.417	94.9	23:03.541	
2	1	3:53.834	1:07.815	1:45.294	1:00.725	107.8	9:16.768	7	1	2:56.984	59.784	1:20.921	46.279	142.5	26:00.525	
3	1	3:59.921	1:07.441	1:47.828	1:04.652	105.1	13:16.689	8	1	2:58.234	50.255	1:21.433	46.546	141.5	28:58.759	
4	1	3:50.728	1:06.816	1:43.941	59.971	109.3	17:07.417	9	1	2:58.939	50.517	1:21.817	46.605	140.9	31:57.698	
5	1	3:58.268	B	1:03.809	1:42.923	1:11.536	105.8	21:05.685	55	1.Mark HOPE MG B GTS11						
41	1.Jasper IZAKS MINI Cooper S CT07							1	1	3:32.081	1:02.695	1:34.978	54.408	116.8	3:32.081	
1	1	3:46.629	1:20.650	1:33.525	52.454	109.3	3:46.629	2	1	3:22.207	1:01.135	1:28.926	52.146	124.7	6:54.288	
2	1	3:18.746	58.722	1:28.937	51.087	126.9	7:05.375	3	1	3:15.734	56.976	1:27.231	51.527	128.8	10:10.022	
3	1	3:15.128	57.271	1:26.511	51.346	129.2	10:20.503	4	1	3:30.775	B	58.004	1:28.790	1:03.981	119.6	13:40.797
4	1	3:15.283	57.713	1:26.348	51.222	129.1	13:35.786	5	1	4:58.558	2:37.703	1:28.198	52.657	84.5	18:39.355	
5	1	4:15.996	B	1:11.131	1:43.444	1:21.421	98.5	17:51.782	6	1	3:14.845	56.382	1:27.545	50.918	129.4	21:54.200
45	1.Bob STEVENS LOTUS Elan GTS10							7	1	3:15.425	56.973	1:27.512	50.940	129.0	25:09.625	
1	1	3:55.083	1:33.659	1:31.700	49.724	105.4	3:55.083	8	1	3:13.668	56.286	1:26.961	50.421	130.2	28:23.293	
2	1	3:02.516	51.618	1:24.405	46.493	138.1	6:57.599	9	1	3:13.792	56.249	1:26.190	51.353	130.1	31:37.085	
3	1	2:59.961	52.113	1:22.203	45.645	140.1	9:57.560	58	1.Pieter BOEL ISO A3C GTP>2500							
4	1	3:12.757	B	50.690	1:23.205	58.862	130.8	13:10.317	1	1	4:32.743	1:53.888	1:45.003	53.852	90.8	4:32.743
5	1	4:22.092	2:08.276	1:21.730	52.086	96.2	17:32.409	2	1	3:25.830	56.665	1:35.671	53.494	122.5	7:58.573	
6	1	2:57.753	50.490	1:21.075	46.188	141.8	20:30.162	3	1	3:29.656	B	55.382	1:32.521	1:01.753	120.3	11:28.229
7	1	2:59.443	50.735	1:20.644	48.064	140.5	23:29.605	4	1	5:30.791	3:07.672	1:32.206	50.913	76.2	16:59.020	
8	1	2:56.631	50.226	1:20.562	45.843	142.8	26:26.236	5	1	3:13.305	53.159	1:30.198	49.948	130.4	20:12.325	
9	1	2:55.934	50.476	1:20.143	45.315	143.3	29:22.170	6	1	3:13.282	52.567	1:29.192	51.523	130.5	23:25.607	
10	1	3:25.333	58.886	1:40.907	45.540	122.8	32:47.503	7	1	3:10.761	52.145	1:28.320	50.296	132.2	26:36.368	
46	1.Jos STEVENS LOTUS Elan S2 GTS10							8	1	3:11.623	52.114	1:29.733	49.776	131.6	29:47.991	
1	1	4:34.718	1:58.643	1:41.726	54.349	90.2	4:34.718	9	1	3:09.335	51.790	1:28.216	49.329	133.2	32:57.326	
2	1	3:15.745	55.787	1:30.873	49.085	128.8	7:50.463	60	1.Niek VAN GILS MG B GTS11							
3	1	3:21.853	B	53.904	1:23.686	1:04.263	124.9	11:12.316	1	1	3:36.268	1:03.950	1:35.037	57.281	114.6	3:36.268
4	1	4:17.409	2:02.665	1:25.745	48.999	98.0	15:29.725	2	1	3:21.303	59.417	1:29.059	52.827	125.3	6:57.571	
5	1	3:05.983	52.290	1:25.357	48.336	135.6	18:35.708	3	1	3:25.593	58.377	1:29.166	58.050	122.6	10:23.164	
6	1	3:03.499	52.018	1:23.745	47.736	137.4	21:39.207	4	1	3:25.683	58.687	1:32.212	54.784	122.6	13:48.847	
7	1	3:04.409	52.688	1:22.555	49.166	136.7	24:43.616	5	1	3:45.539	B	59.876	1:31.431	1:14.232	111.8	17:34.386
8	1	3:17.451	51.713	1:30.047	55.691	127.7	28:01.067	63	1.Roger GROUWELS ISO Rivolta 300 GT GTS12							
9	1	3:03.238	51.684	1:23.516	48.038	137.6	31:04.305	1	1	3:38.993	1:24.012	1:27.264	47.717	113.1	3:38.993	
49	1.Roland ZOOMERS JAGUAR E-Type GTS12							2	1	3:03.532	51.781	1:24.257	47.494	137.4	6:42.525	
1	1	4:01.433	1:37.534	1:33.326	50.573	102.6	4:01.433	3	1	3:01.208	49.979	1:24.183	47.046	139.1	9:43.733	
2	1	3:07.142	52.446	1:26.271	48.425	134.7	7:08.575	4	1	3:02.272	50.267	1:24.527	47.478	138.3	12:46.005	
3	1	3:09.422	53.887	1:26.088	49.447	133.1	10:17.997	5	1	3:03.053	50.746	1:24.031	48.276	137.7	15:49.058	
4	1	3:09.022	53.164	1:26.300	49.558	133.4	13:27.019	6	1	3:07.563	54.777	1:25.194	47.592	134.4	18:56.621	
5	1	3:07.595	52.495	1:27.068	48.032	134.4	16:34.614	7	1	3:10.848	B	51.342	1:24.929	54.577	132.1	22:07.469
6	1	4:54.540	B	1:16.767	2:01.639	1:36.134	85.6	21:29.154	8	1	5:41.891	3:26.836	1:27.717	47.338	73.7	27:49.360
52	1.Rhea SAUTER 2.Andy NEWALL JAGUAR E-Type GTS12							9	1	3:02.420	50.160	1:24.868	47.392	138.2	30:51.780	
1	1	3:27.127	1:00.972	1:35.011	51.144	119.6	3:27.127	64	1.Egbert KOLVOORT MG B GTS11							
2	1	3:21.163	B	52.618	1:30.380	58.165	125.3	6:48.290	1	1	4:28.339	1:42.993	1:44.210	1:01.136	92.3	4:28.339
3	1	5:31.480	3:13.292	1:26.443	51.745	76.1	12:19.770	2	1	3:31.612	1:01.093	1:36.306	54.213	119.2	7:59.951	
									3	1	3:26.505	58.650	1:32.337	55.518	122.1	11:26.456
									4	1	3:23.583	58.681	1:31.231	53.671	123.9	14:50.039




Catawiki NK HTGT SPA SUMMER CLASSIC Qualifying

Sector Analysis

■ Personal Best
 ■ Session Best
 ■ Crossing the finish line in the pit lane

Lap	D	Time	Sector 1	Sector 2	Sector 3	Kph	Elapsed	Lap	D	Time	Sector 1	Sector 2	Sector 3	Kph	Elapsed
65 1. Erwin VAN LIESHOUT PORSCHE 911 GTS11															
1	1	3:47.459	1:14.961	1:38.790	53.708	108.9	3:47.459	2	1	3:22.763	57.552	1:31.255	53.956	124.4	7:10.222
3	1	3:14.132	55.455	1:27.862	50.815	129.9	10:24.354	4	1	3:21.817	57.900	1:31.132	52.785	124.9	13:46.171
5	1	3:14.856	55.662	1:28.695	50.499	129.4	17:01.027	6	1	3:13.319	55.190	1:27.476	50.653	130.4	20:14.346
7	1	3:13.115	55.265	1:27.318	50.532	130.6	23:27.461	8	1	3:12.414	55.094	1:27.112	50.208	131.0	26:39.875
9	1	3:41.249	1:00.859	1:42.509	57.881	114.0	30:21.124								
67 1. Kaj DAHLBACKA CORVETTE Grand Sport GTP>2500															
1	1	3:59.983	1:23.763	1:40.613	55.607	103.2	3:59.983	2	1	3:03.361	50.456	1:25.774	47.131	137.5	7:03.344
3	1	2:59.241	49.191	1:23.681	46.369	140.7	10:02.585	4	1	2:57.411	47.541	1:23.435	46.435	142.1	12:59.996
5	1	2:56.518	47.589	1:23.090	45.839	142.8	15:56.514	6	1	4:26.284	1:07.523	1:52.441	1:26.320	94.7	20:22.798
69 1. Alex KORLE LOTUS Cortina CT08															
1	1	5:14.151				78.9	5:14.151	2	1	20:05.142	...	1:32.602	53.123	20.9	25:19.293
3	1	3:23.634	57.834	1:32.790	53.010	123.8	28:42.927	4	1	3:24.280	58.038	1:34.202	52.040	123.4	32:07.207
88 1. Alexander SCHLÜCHTER LOTUS Elan GTS10															
1	1	3:45.438	1:25.580	1:29.012	50.846	109.9	3:45.438	2	1	3:01.035	52.312	1:22.044	46.679	139.3	6:46.473
3	1	3:00.643	51.589	1:22.244	46.810	139.6	9:47.116	4	1	3:03.135	53.168	1:22.379	47.588	137.7	12:50.251
5	1	3:01.120	51.946	1:22.273	46.901	139.2	15:51.371	6	1	3:06.547	54.445	1:23.850	48.252	135.2	18:57.918
7	1	3:00.369	51.815	1:22.321	46.233	139.8	21:58.287	8	1	3:00.336	51.622	1:21.631	47.083	139.8	24:58.623
9	1	3:55.859	1:01.015	1:42.602	1:12.242	106.9	28:54.482								
90 1. Dennis BRON MG A Twin Cam Coupé GTS05															
1	1	4:23.524	1:54.976	1:35.109	53.439	94.0	4:23.524	2	1	3:17.482	58.223	1:27.768	51.491	127.7	7:41.006
3	1	3:36.462	57.381	1:28.874	1:10.207	116.5	11:17.468	4	1	6:32.000	4:11.849	1:28.952	51.199	64.3	17:49.468
5	1	3:28.460	57.104	1:39.135	52.221	121.0	21:17.928	6	1	3:17.928	58.191	1:28.896	50.841	127.4	24:35.856
7	1	3:17.312	57.790	1:28.124	51.398	127.8	27:53.168	8	1	3:18.847	58.396	1:28.820	51.631	126.8	31:12.015
93 1. Basil BALL LOTUS Cortina CT08/09															
1	1	5:11.859	2:07.839	1:59.330	1:04.690	79.4	5:11.859	2	1	3:46.755	1:07.545	1:41.934	57.276	111.2	8:58.614
3	1	3:47.302	1:05.018	1:41.517	1:00.767	110.9	12:45.916	4	1	3:41.583	1:02.403	1:40.363	58.817	113.8	16:27.499
5	1	3:35.993	1:01.416	1:36.684	57.893	116.7	20:03.492	6	1	3:35.006	1:01.931	1:36.727	56.348	117.3	23:38.498
7	1	3:33.713	1:01.024	1:37.169	55.520	118.0	27:12.211	8	1	3:33.795	1:01.140	1:36.237	56.418	117.9	30:46.006
110 1. Michiel CAMPAGNE CORVETTE Grand Sport GTP>2500															
1	1	3:34.569	1:16.436	1:28.305	49.828	115.5	3:34.569	2	1	2:59.249	49.603	1:23.933	45.713	140.7	6:33.818
3	1	2:57.057	48.874	1:22.565	45.618	142.4	9:30.875	4	1	3:18.158	48.265	1:23.020	1:06.873	127.2	12:49.033
5	1	5:43.798	3:23.632	1:27.387	52.779	73.3	18:32.831	6	1	2:56.532	48.530	1:22.426	45.576	142.8	21:29.363
7	1	2:56.760	48.512	1:22.368	45.880	142.6	24:26.123	8	1	4:00.853	1:00.829	1:43.276	1:16.748	104.7	28:26.976
111 1. Oliver DOUGLAS COBRA Daytona Coupe GTS12															
1	1	3:31.736	1:10.354	1:32.258	49.124	117.0	3:31.736	2	1	3:03.640	50.652	1:26.447	46.541	137.3	6:35.376
3	1	3:00.478	50.455	1:23.788	46.235	139.7	9:35.854	4	1	3:04.936	50.582	1:24.353	50.001	136.3	12:40.790
5	1	3:04.706	52.078	1:22.454	50.174	136.5	15:45.496	6	1	2:59.281	49.946	1:23.234	46.101	140.6	18:44.777
7	1	2:58.961	49.831	1:23.278	45.852	140.9	21:43.738	8	1	2:59.086	50.208	1:23.164	45.714	140.8	24:42.824
9	1	2:57.500	49.243	1:23.011	45.246	142.1	27:40.324	10	1	3:00.146	49.926	1:23.462	46.758	140.0	30:40.470
123 1. Marcel VAN LAARHOVEN SHELBY Mustang GT350 GTS12 2. Michael VAN LAARHOVEN															
1	1	4:44.792				87.0	4:44.792	2	1	3:42.386				113.4	8:27.178
3	1	3:37.485				115.9	12:04.663	4	1	3:39.611				114.8	15:44.274
5	1	3:57.082				106.4	19:41.356	6	1	8:26.608				49.8	28:07.964
144 1. Armand ADRIAANS CHEVROLET Corvette GTS12															
1	1	3:35.860	1:11.633	1:33.655	50.572	114.8	3:35.860	2	1	3:09.259	54.053	1:27.510	47.696	133.2	6:45.119
3	1	3:02.992	50.576	1:25.459	46.957	137.8	9:48.111	4	1	3:15.497	55.553	1:29.283	50.661	129.0	13:03.608
5	1	3:01.559	49.458	1:25.666	46.435	138.9	16:05.167	6	1	3:41.655	59.929	1:34.968	1:06.758	113.8	19:46.822
160 1. Kennet PERSSON FORD GT40 GTP>2500															
1	1	3:09.075	53.637	1:28.029	47.409	131.0	3:09.075								



Catawiki NK HTGT SPA SUMMER CLASSIC Qualifying

Sector Analysis

■ Personal Best
 ■ Session Best
 B Crossing the finish line in the pit lane

Lap	D	Time	Sector 1	Sector 2	Sector 3	Kph	Elapsed	Lap	D	Time	Sector 1	Sector 2	Sector 3	Kph	Elapsed
2	1	2:58.456	49.583	1:22.861	46.012	141.3	6:07.531								
3	1	2:57.605	49.366	1:22.283	45.956	142.0	9:05.136								
4	1	3:12.113 B	49.110	1:23.430	59.573	131.2	12:17.249								
5	1	11:28.028 B	8:39.504	1:28.014	1:20.510	36.6	23:45.277								

166		1. Frans VAN MAARSCHALKI		SHELBY Mustang GT350 GTS12			
1	1	4:33.613	1:56.754	1:42.995	53.864	90.5	4:33.613
2	1	3:16.289	54.545	1:30.964	50.780	128.5	7:49.902
3	1	3:16.885	55.078	1:28.193	53.614	128.1	11:06.787
4	1	3:32.971 B	54.241	1:28.144	1:10.586	118.4	14:39.758

289		1. Martin BIJLEVELD 2. Jaap van der ENDE		FORD Falcon CT10			
1	1	3:15.341	52.707	1:32.790	49.844	126.8	3:15.341
2	1	3:04.712	51.100	1:26.137	47.475	136.5	6:20.053
3	1	3:04.446	50.801	1:26.635	47.010	136.7	9:24.499
4	1	3:44.787	1:01.085	1:41.385	1:02.317	112.2	13:09.286
5	1	3:11.444	51.250	1:27.529	52.665	131.7	16:20.730
6	1	3:05.550	51.093	1:26.755	47.702	135.9	19:26.280
7	1	4:08.845	1:08.396	1:53.772	1:06.677	101.3	23:35.125
8	1	3:02.728	50.384	1:25.364	46.980	138.0	26:37.853
9	1	3:59.676 B	51.144	1:38.483	1:30.049	105.2	30:37.529

331		1. Bas JANSEN		FORD Mustang CT10			
1	1	3:34.245	1:10.165	1:31.964	52.116	115.6	3:34.245
2	1	3:14.656	57.367	1:27.660	49.629	129.5	6:48.901
3	1	15:05.566 B	55.117	1:27.685	...	27.8	21:54.467

444		1. Gerrit Jan VAN LEENEN 2. Bert DU TOY VAN HEES		LOTUS Cortina CT08			
1	1	4:18.277	1:47.636	1:36.223	54.418	95.9	4:18.277
2	1	3:19.543	58.353	1:30.000	51.190	126.4	7:37.820
3	1	3:24.348	59.251	1:29.057	56.040	123.4	11:02.168
4	1	3:18.630	57.222	1:29.004	52.404	126.9	14:20.798
5	1	3:32.155 B	57.470	1:29.121	1:05.564	118.8	17:52.953
6	1	5:16.605	2:47.887	1:35.205	53.513	79.6	23:09.558
7	1	3:25.151	59.153	1:32.872	53.126	122.9	26:34.709
8	1	3:22.234	57.815	1:31.434	52.985	124.7	29:56.943
9	1	3:19.768	56.661	1:30.967	52.140	126.2	33:16.711