


CSCC Classic SPA SUMMER CLASSIC Race 1

Sector Analysis

■ Personal Best
 ■ Session Best
 ■ Crossing the finish line in the pit lane

Lap	D	Time	Sector 1	Sector 2	Sector 3	Kph	Elapsed	Lap	D	Time	Sector 1	Sector 2	Sector 3	Kph	Elapsed
1. Timothy CAIRNS AUSTIN HEALEY Frogeye Sprite SB								16. Ian STAINES MG Midget SA							
1	1	3:19.567	1:02.956	1:26.826	49.785	124.1	3:19.567	1	1	3:20.084	1:03.872	1:26.091	50.121	123.8	3:20.084
2	1	3:10.487	55.158	1:25.351	49.978	132.4	6:30.054	2	1	3:09.943	55.317	1:24.834	49.792	132.7	6:30.027
3	1	3:09.945	55.245	1:24.900	49.800	132.7	9:39.999	3	1	3:07.890	55.165	1:23.413	49.312	134.2	9:37.917
4	1	3:07.710	54.550	1:24.352	48.808	134.3	12:47.709	4	1	3:07.828	55.893	1:22.883	49.052	134.2	12:45.745
5	1	3:08.207	53.544	1:25.261	49.402	134.0	15:55.916	5	1	3:09.401	55.851	1:25.246	48.304	133.1	15:55.146
6	1	3:18.187	B 56.026	1:25.459	56.702	127.2	19:14.103	6	1	3:16.216	B 55.583	1:23.144	57.489	128.5	19:11.362
7	1	4:00.733	1:47.455	1:25.259	48.019	104.7	23:14.836	7	1	4:02.848	1:50.191	1:23.747	48.910	103.8	23:14.210
8	1	3:08.754	54.408	1:25.521	48.825	133.6	26:23.590	8	1	3:06.877	55.314	1:22.963	48.600	134.9	26:21.087
9	1	3:44.069	1:02.430	1:39.655	1:01.984	112.5	30:07.659	9	1	3:45.660	1:04.417	1:39.221	1:02.022	111.7	30:06.747
10	1	4:20.278	1:39.370	1:38.929	1:01.979	96.9	34:27.937	10	1	4:20.322	1:38.595	1:39.204	1:02.523	96.9	34:27.069
4. John LESLIE RELIANT Sabre 6 GT SE								17. David WATERHOUSE 2. David NURSEY							
1	1	3:43.884	1:13.628	1:35.143	55.113	110.7	3:43.884	1	1	4:01.120	1:23.858	1:36.737	1:00.525	102.7	4:01.120
2	1	3:21.380	57.308	1:31.019	53.053	125.2	7:05.264	2	1	3:51.442	1:07.163	1:38.703	1:05.576	108.9	7:52.562
3	1	3:21.970	58.463	1:31.104	52.403	124.8	10:27.234	3	1	3:45.734	1:09.709	1:36.522	59.503	111.7	11:38.296
4	1	3:30.222	B 57.445	1:31.958	1:00.819	119.9	13:57.456	4	1	3:55.443	B 1:07.798	1:37.896	1:09.749	107.1	15:33.739
5	1	4:12.355	1:54.421	1:26.996	50.938	99.9	18:09.811	5	2	24:24.622	B ...	2:04.859	1:48.660	17.2	39:58.361
6	1	3:15.559	56.535	1:27.985	51.039	128.9	21:25.370	19. James KEEVILL LOTUS Elan S2 SH							
7	1	3:14.146	56.951	1:26.553	50.642	129.9	24:39.516	1	1	3:02.845	54.815	1:21.726	46.304	135.5	3:02.845
8	1	3:16.502	56.101	1:27.648	52.753	128.3	27:56.018	2	1	2:59.297	51.029	1:21.996	46.272	140.6	6:02.142
9	1	4:03.933	59.081	1:37.629	1:27.223	103.4	31:59.951	3	1	2:59.700	51.047	1:22.153	46.500	140.3	9:01.842
6. Mario NEUMANN TRIUMPH TR6 SE								29. Richard PARSONS 2. Peter ILLINGWORTH							
1	1	3:28.902	1:05.785	1:29.575	53.542	118.6	3:28.902	1	1	3:35.111	1:10.611	1:31.374	53.126	115.2	3:35.111
2	1	4:25.731	B 1:06.482	1:49.361	1:29.888	94.9	7:54.633	2	1	3:20.962	58.374	1:29.823	52.765	125.5	6:56.073
9. Keith WATERS PORSCHE 911 CD								31. Anthony HANCOCK 2. Stephan NICHOLS							
1	1	3:46.503	1:15.641	1:35.997	54.865	109.4	3:46.503	1	1	3:04.687	54.810	1:23.193	46.684	134.1	3:04.687
2	1	3:28.234	58.198	1:34.446	55.590	121.1	7:14.737	2	1	3:00.648	50.978	1:23.034	46.636	139.6	6:05.335
3	1	3:24.704	57.608	1:33.169	53.927	123.2	10:39.441	3	1	3:01.994	51.328	1:23.460	47.206	138.5	9:07.329
4	1	3:37.138	B 58.214	1:33.942	1:04.982	116.1	14:16.579	4	1	3:01.380	50.943	1:23.108	47.329	139.0	12:08.709
5	1	4:24.985	1:54.667	1:36.136	54.182	95.2	18:41.564	5	1	3:03.522	51.118	1:24.486	47.918	137.4	15:12.231
6	1	3:27.698	59.039	1:34.254	54.405	121.4	22:09.262	6	1	3:00.754	51.243	1:22.763	46.748	139.5	18:12.985
7	1	18:05.105	B 58.594	2:11.147	...	23.2	40:14.367	7	1	3:14.341	B 51.777	1:23.093	59.471	129.7	21:27.326
13. Jon WOLFE 2. David THOMPSON TVR Tuscan V8 SG								8. 2. Steve CHAPMAN TRIUMPH TR4 CC							
1	1	3:00.827	53.129	1:21.352	46.346	137.0	3:00.827	1	1	3:42.784	1:13.812	1:35.717	53.255	111.2	3:42.784
2	1	2:57.499	49.518	1:22.044	45.937	142.1	5:58.326	2	1	3:21.805	57.275	1:31.950	52.580	124.9	7:04.589
3	1	2:57.443	49.023	1:21.749	46.671	142.1	8:55.769	33. John ROBERTS 2. Andrew SHEPHERD							
4	1	2:57.886	48.618	1:22.436	46.832	141.7	11:53.655								
5	1	2:59.116	49.401	1:22.847	46.868	140.8	14:52.771								
6	1	2:59.587	49.401	1:22.959	47.227	140.4	17:52.358								
7	2	7:30.085	50.303	1:23.501	5:16.281	56.0	25:22.443								
8	2	3:23.739	53.008	1:25.598	1:05.133	123.8	28:46.182								
9	2	5:01.823	1:36.730	2:00.438	1:24.655	83.5	33:48.005								




CSCC Classic SPA SUMMER CLASSIC Race 1

Sector Analysis

Personal Best Session Best B Crossing the finish line in the pit lane

Lap	D	Time	Sector 1	Sector 2	Sector 3	Kph	Elapsed	Lap	D	Time	Sector 1	Sector 2	Sector 3	Kph	Elapsed
37 1.Ian EVERETT BMW 1502 SC 1 1 3:31.479 1:05.074 1:28.602 57.803 117.2 3:31.479															
38 1.John DEVLIN RELIANT Sabre 6 SE 1 1 3:28.827 1:07.413 1:29.405 52.009 118.6 3:28.827 2 1 3:16.927 56.588 1:29.499 50.840 128.0 6:45.754 3 1 3:19.675 58.631 1:28.906 52.138 126.3 10:05.429 4 1 3:19.345 57.433 1:30.701 51.211 126.5 13:24.774 5 1 3:16.591 57.809 1:27.943 50.839 128.3 16:41.365 6 1 3:25.972 B 57.911 1:29.786 58.275 122.4 20:07.337 7 1 4:16.423 1:55.886 1:28.966 51.571 98.3 24:23.760 8 1 3:19.313 57.905 1:28.847 52.561 126.5 27:43.073 9 1 4:12.676 1:03.645 1:43.477 1:25.554 99.8 31:55.749															
42 1.Nigel ADAMS LOTUS Elan S1 CA 2.Lyndon GRIFFIN 1 1 3:22.506 1:04.110 1:29.143 49.253 122.3 3:22.506 2 1 3:13.951 53.406 1:31.080 49.465 130.0 6:36.457 3 1 3:12.731 53.851 1:28.949 49.931 130.8 9:49.188 4 1 3:12.417 54.499 1:28.638 49.280 131.0 13:01.605 5 1 3:12.275 53.677 1:28.443 50.155 131.1 16:13.880 6 1 3:20.303 B 53.364 1:28.057 58.882 125.9 19:34.183 7 2 4:30.090 2:13.129 1:27.672 49.289 93.4 24:04.273 8 2 3:14.574 53.674 1:27.459 53.441 129.6 27:18.847 9 2 4:33.840 1:04.399 2:03.804 1:25.637 92.1 31:52.687															
44 1.Christopher BLEWETT GINETTA G12 CA 1 1 3:46.391 1:13.358 1:37.471 55.562 109.4 3:46.391 2 1 3:30.719 1:01.544 1:34.131 55.044 119.7 7:17.110 3 1 3:34.595 1:03.347 1:34.078 57.170 117.5 10:51.705 4 1 3:28.712 1:00.436 1:33.962 54.314 120.8 14:20.417 5 1 3:34.047 B 58.314 1:30.400 1:05.333 117.8 17:54.464 6 1 4:47.986 2:19.406 1:34.556 54.024 87.6 22:42.450 7 1 3:29.619 59.122 1:35.898 54.599 120.3 26:12.069 8 1 3:40.326 1:00.432 1:35.312 1:04.582 114.4 29:52.395 9 1 4:48.371 2:04.780 1:35.978 1:07.613 87.4 34:40.766															
47 1.Anthony HEYNEN MORRIS Mini SA 1 1 3:46.763 1:17.582 1:34.389 54.792 109.3 3:46.763 2 1 3:28.697 1:01.314 1:32.562 54.821 120.8 7:15.460 3 1 3:26.843 1:00.554 1:32.170 54.119 121.9 10:42.303 4 1 3:25.849 1:00.090 1:30.565 55.194 122.5 14:08.152 5 1 3:36.196 B 1:00.338 1:30.591 1:05.267 116.6 17:44.348 6 1 4:24.967 1:59.088 1:31.990 53.889 95.2 22:09.315 7 1 3:26.335 1:00.564 1:32.716 53.055 122.2 25:35.650 8 1 3:28.130 59.380 1:33.834 54.916 121.1 29:03.780 9 1 4:47.451 1:23.193 1:59.740 1:24.518 87.7 33:51.231															
48 1.Stephen ATKINSON MG C SE 1 1 3:45.011 1:13.580 1:36.241 55.190 110.1 3:45.011 2 1 3:30.356 1:00.018 1:34.565 55.773 119.9 7:15.367 3 1 3:25.596 59.458 1:32.724 53.414 122.6 10:40.963 4 1 3:24.972 58.257 1:32.683 54.032 123.0 14:05.935 5 1 3:24.253 59.728 1:30.529 53.996 123.4 17:30.188 6 1 3:37.904 B 1:00.173 1:32.653 1:05.078 115.7 21:08.092 7 1 4:32.033 2:07.859 1:30.418 53.756 92.7 25:40.125 8 1 3:34.489 1:01.886 1:36.530 56.073 117.6 29:14.614 9 1 4:39.487 1:16.594 1:57.899 1:24.994 90.2 33:54.101															
49 1.Michael GRAY JAGUAR E-Type CB 2.Kallum GRAY 1 1 3:15.185 59.698 1:26.679 48.808 126.9 3:15.185 2 1 3:08.479 53.023 1:27.198 48.258 133.8 6:23.664 3 1 3:07.707 52.281 1:26.699 48.727 134.3 9:31.371 4 1 3:15.155 B 52.358 1:26.690 56.107 129.2 12:46.526 5 2 4:21.248 2:03.079 1:28.545 49.624 96.5 17:07.774 6 2 3:11.892 54.421 1:27.760 49.711 131.4 20:19.666 7 2 3:12.685 55.855 1:27.640 49.190 130.9 23:32.351 8 2 3:11.657 54.534 1:27.831 49.292 131.6 26:44.008 9 2 5:24.650 1:21.641 2:14.607 1:48.402 77.7 32:08.658															
50 1.Ian CLARK MG B GT SC 1 1 3:44.532 1:12.368 1:36.191 55.973 110.3 3:44.532 2 1 3:29.000 59.910 1:34.189 54.901 120.6 7:13.532 3 1 3:28.178 59.887 1:34.097 54.194 121.1 10:41.710 4 1 3:25.876 58.760 1:32.080 55.036 122.5 14:07.586 5 1 3:35.831 B 59.512 1:31.381 1:04.938 116.8 17:43.417 6 1 4:38.403 2:11.892 1:32.660 53.851 90.6 22:21.820 7 1 3:25.972 58.395 1:33.127 54.450 122.4 25:47.792 8 1 3:31.830 1:01.181 1:35.684 54.965 119.0 29:19.622 9 1 4:35.037 1:12.930 1:57.387 1:24.720 91.7 33:54.659															
53 1.David GARRETT LOTUS Elan 26R CA 1 1 3:11.994 58.687 1:25.243 48.064 129.0 3:11.994 2 1 3:05.203 51.826 1:24.868 48.509 136.1 6:17.197 3 1 3:04.272 51.913 1:24.709 47.650 136.8 9:21.469 4 1 3:03.169 52.096 1:23.698 47.375 137.7 12:24.638 5 1 3:05.543 52.887 1:25.012 47.644 135.9 15:30.181 6 1 3:06.259 52.857 1:25.265 48.137 135.4 18:36.440 7 1 3:12.105 B 52.590 1:24.418 55.097 131.3 21:48.545 8 1 3:47.184 1:33.558 1:25.528 48.098 111.0 25:35.729 9 1 3:16.846 54.008 1:29.834 53.004 128.1 28:52.575 10 1 4:57.442 1:33.305 1:59.677 1:24.460 84.8 33:50.017															
55 1.Steven ADAMS TRIUMPH Spitfire Mk3 SA 1 1 3:50.146 1:19.902 1:35.863 54.381 107.6 3:50.146 2 1 3:31.620 1:00.885 1:35.643 55.092 119.1 7:21.766 3 1 3:28.436 1:01.186 1:31.979 55.271 121.0 10:50.202 4 1 3:49.306 B 1:00.752 1:33.210 1:15.344 110.0 14:39.508 5 1 28:27.528 2:20.084 1:33.495 ... 14.8 43:07.036															




CSCC Classic SPA SUMMER CLASSIC Race 1

Sector Analysis

■ Personal Best
 ■ Session Best
 ■ Crossing the finish line in the pit lane

Lap D	Time	Sector 1	Sector 2	Sector 3	Kph	Elapsed	Lap D	Time	Sector 1	Sector 2	Sector 3	Kph	Elapsed		
57 1. Randle FEILDEN SHELBY AMERICAN GT350 CB							63 1. Leslie MAY ALFA ROMEO 105 Giulia SC 2. John STORER								
1	1	3:30.951	1:08.181	1:30.202	52.568	117.4	3:30.951	1	1	3:53.727	1:19.392	1:38.051	56.284	106.0	3:53.727
2	1	3:14.072	53.554	1:29.816	50.702	129.9	6:45.023	2	1	3:29.643	1:00.268	1:34.781	54.594	120.3	7:23.370
3	1	3:13.982	53.241	1:30.678	50.063	130.0	9:59.005	3	1	3:28.371	1:00.303	1:34.089	53.979	121.0	10:51.741
4	1	3:28.380	B 54.043	1:30.938	1:03.399	121.0	13:27.385	4	1	3:30.151	1:00.391	1:34.451	55.309	120.0	14:21.892
5	1	4:18.097	1:55.684	1:31.325	51.088	97.7	17:45.482	5	1	3:26.653	59.075	1:32.307	55.271	122.0	17:48.545
6	1	3:15.258	53.954	1:30.543	50.761	129.1	21:00.740	6	1	3:35.886	B 1:00.086	1:33.464	1:02.336	116.8	21:24.431
7	1	3:15.582	54.021	1:32.031	49.530	128.9	24:16.322	7	2	5:03.075	2:29.122	1:37.104	56.849	83.2	26:27.506
8	1	3:19.809	53.786	1:31.294	54.729	126.2	27:36.131	8	2	5:13.675	1:33.243	2:15.684	1:24.748	80.4	31:41.181
9	1	4:17.216	1:04.467	1:47.915	1:24.834	98.0	31:53.347	9	2	5:45.718	B 1:43.852	2:10.964	1:50.902	72.9	37:26.899
58 1. Nigel REUBEN TVR Griffith SG							65 1. Simon LANE CHEVROLET Camaro SG								
1	1	2:54.481	49.662	1:20.598	44.221	142.0	2:54.481	1	1	2:55.787	50.565	1:20.711	44.511	140.9	2:55.787
2	1	2:51.757	47.177			146.8	5:46.238	2	1	2:52.174	46.757	1:21.185	44.232	146.4	5:47.961
3	1	2:51.234	46.868			147.2	8:37.472	3	1	2:53.121	46.976	1:21.294	44.851	145.6	8:41.082
4	1	2:53.115				145.6	11:30.587	4	1	2:53.883	46.362	1:21.857	45.664	145.0	11:34.965
5	1	2:53.040				145.7	14:23.627	5	1	3:06.251	B 46.788	1:22.920	56.543	135.4	14:41.216
6	1	2:55.371				143.8	17:18.998	6	1	4:02.178	1:53.657	1:22.879	45.642	104.1	18:43.394
7	1	3:03.414	B			137.5	20:22.412	7	1	2:58.583	48.622	1:22.820	47.141	141.2	21:41.977
8	1	3:43.563				112.8	24:05.975	8	1	2:59.505	48.658	1:24.432	46.415	140.5	24:41.482
9	1	2:57.216				142.3	27:03.191	9	1	3:04.958	47.861	1:24.579	52.518	136.3	27:46.440
10	1	4:46.489	1:06.869			88.0	31:49.680	10	1	4:10.464	1:01.971	1:42.545	1:25.948	100.7	31:56.904
59 1. Simon HUTSON-FLYNN 2. Stefan MONK PORSCHE 911 SD							67 1. Jonathan CRAYSTON LOTUS Elan S4 SH								
1	1	3:38.618	1:12.141	1:33.108	53.369	113.3	3:38.618	1	1	3:56.134	1:34.559	1:29.831	51.744	104.9	3:56.134
2	1	3:25.262	59.506	1:32.151	53.605	122.8	7:03.880	2	1	3:20.151	54.380	1:31.778	53.993	126.0	7:16.285
3	1	3:24.844	59.487	1:32.503	52.854	123.1	10:28.724	3	1	3:17.871	56.819	1:28.482	52.570	127.4	10:34.156
4	1	3:24.787	58.350	1:32.840	53.597	123.1	13:53.511	4	1	3:17.005	56.564	1:29.490	50.951	128.0	13:51.161
5	1	3:33.327	B 58.938	1:33.198	1:01.191	118.2	17:26.838	5	1	3:19.638	B 55.085	1:26.135	58.418	126.3	17:10.799
6	2	4:31.797	2:07.818	1:30.784	53.195	92.8	21:58.635								
7	2	3:21.147	58.169	1:29.996	52.982	125.4	25:19.782								
8	2	3:30.615	59.434	1:32.397	58.784	119.7	28:50.397								
9	2	4:58.463	1:33.341	2:00.217	1:24.905	84.5	33:48.860								
61 1. David SMITH 2. Iain ROWLEY MG LENHAM Le Mans coupe SA							71 1. Lawrence WARR MORRIS MINI Cooper S CF								
1	1	3:31.505	1:08.554	1:30.259	52.692	117.1	3:31.505	1	1	3:34.226	1:10.752	1:31.622	51.852	115.6	3:34.226
2	1	3:18.493	58.261	1:29.344	50.888	127.0	6:49.998	2	1	3:21.543	1:00.374	1:29.030	52.139	125.1	6:55.769
3	1	3:15.113	56.036	1:28.277	50.800	129.2	10:05.111	3	1	3:20.082	57.949	1:29.698	52.435	126.0	10:15.851
								4	1	3:34.335	B 58.177	1:30.834	1:05.324	117.6	13:50.186
								5	1	4:34.330	2:13.723	1:28.831	51.776	91.9	18:24.516
								6	1	3:18.017	56.708	1:29.061	52.248	127.3	21:42.533
								7	1	3:17.730	56.478	1:30.016	51.236	127.5	25:00.263
								8	1	3:43.978	59.018	1:30.608	1:14.352	112.6	28:44.241
								9	1	5:01.925	1:35.896	2:01.778	1:24.251	83.5	33:46.166
62 1. Mel TAYLOR LOTUS Elan S1 GTS CA							84 1. Paul WYBROW MG B Roadster CM								
1	1	3:18.425	1:01.339	1:27.828	49.258	124.9	3:18.425	1	1	3:51.112	1:18.861	1:36.589	55.662	107.2	3:51.112
2	1	3:09.696	53.310	1:27.330	49.056	132.9	6:28.121	2	1	3:31.541	59.994	1:36.146	55.401	119.2	7:22.653
3	1	3:12.561	53.636	1:27.938	50.987	130.9	9:40.682	3	1	3:28.408	1:00.782	1:33.293	54.333	121.0	10:51.061
4	1	3:13.399	55.296	1:28.446	49.657	130.4	12:54.081	4	1	3:30.817	1:00.248	1:34.382	56.187	119.6	14:21.878
5	1	3:13.170	53.244	1:30.811	49.115	130.5	16:07.251	5	1	3:41.484	B 1:00.495	1:34.380	1:06.609	113.8	18:03.362
6	1	3:10.313	53.838	1:27.553	48.922	132.5	19:17.564	6	1	4:09.261	1:41.285	1:33.171	54.805	101.2	22:12.623
7	1	3:17.865	B 53.461	1:27.336	57.068	127.4	22:35.429	7	1	3:26.882	1:00.376	1:32.428	54.078	121.9	25:39.505
8	1	4:14.247	1:57.117	1:28.261	48.869	99.2	26:49.676	8	1	3:33.809	1:01.776	1:36.129	55.904	117.9	29:13.314
9	1	4:58.124	1:19.701	2:12.588	1:25.835	84.6	31:47.800								
10	1	5:52.796	B 1:46.039	2:08.136	1:58.621	71.5	37:40.596	9	1	4:40.097	1:16.912	1:58.270	1:24.915	90.0	33:53.411




CSCC Classic SPA SUMMER CLASSIC Race 1

Sector Analysis

■ Personal Best
 ■ Session Best
 ■ Crossing the finish line in the pit lane

Lap D	Time	Sector 1	Sector 2	Sector 3	Kph	Elapsed	Lap D	Time	Sector 1	Sector 2	Sector 3	Kph	Elapsed
85 1.Richard COUSINS 2.Samuel SMITH							LOTUS Elan CA						
1	1	3:16.787	1:00.703	1:27.229	48.855	125.9	3:16.787						
2	1	3:08.608	53.218	1:26.733	48.657	133.7	6:25.395						
3	1	3:07.674	53.421	1:25.679	48.574	134.4	9:33.069						
4	1	3:07.636	52.713	1:25.847	49.076	134.4	12:40.705						
5	1	3:08.000	53.307	1:25.734	48.959	134.1	15:48.705						
6	1	3:10.246	53.630	1:27.380	49.236	132.5	18:58.951						
7	1	3:19.984 B	53.873	1:27.251	58.860	126.1	22:18.935						
8	2	4:27.517	1:54.699	1:44.926	47.892	94.3	26:46.452						
9	2	4:59.785	1:20.671	2:13.772	1:25.342	84.1	31:46.237						
10	2	5:51.853 B	1:45.814	2:09.113	1:56.926	71.7	37:38.090						
97 1.Raymond BARROW							CHEVROLET Camaro SG						
1	1	2:56.554	50.960	1:20.823	44.771	140.3	2:56.554						
2	1	2:52.986	46.390	1:21.972	44.624	145.8	5:49.540						
3	1	2:52.118	46.112	1:21.322	44.684	146.5	8:41.658						
4	1	2:54.681	46.309	1:22.155	46.217	144.3	11:36.339						
5	1	2:56.271	46.591	1:22.302	47.378	143.0	14:32.610						
6	1	2:55.038	47.046	1:22.668	45.324	144.0	17:27.648						
7	1	2:55.461	47.287	1:22.408	45.766	143.7	20:23.109						
8	1	2:58.611 B	46.746	1:21.929	49.936	141.2	23:21.720						
9	1	3:54.157	1:23.556	1:24.904	1:05.697	107.7	27:15.877						
10	1	4:36.089	1:05.647	2:04.860	1:25.582	91.3	31:51.966						
100 1.Andrew NICHOLSON							ALFA ROMEO GT Junior SC						
1	1	3:45.242	1:14.921	1:36.223	54.098	110.0	3:45.242						
2	1	3:31.771	1:00.746	1:35.268	55.757	119.1	7:17.013						
3	1	3:33.844	1:02.509	1:34.495	56.840	117.9	10:50.857						
101 1.Neil HOWE 2.Julian HOWE							MG B GT SC						
1	2	3:35.086	1:08.369	1:32.902	53.815	115.2	3:35.086						
2	2	3:23.504	59.853	1:30.746	52.905	123.9	6:58.590						
3	2	3:25.544	59.334	1:32.574	53.636	122.7	10:24.134						
4	2	3:53.055	57.960	1:59.908	55.187	108.2	14:17.189						
5	2	3:30.044	59.769	1:34.455	55.820	120.0	17:47.233						
6	2	3:34.600 B	58.404	1:32.944	1:03.252	117.5	21:21.833						
7	1	4:32.518	2:12.588	1:29.196	50.734	92.5	25:54.351						
8	1	3:26.269	58.524	1:32.396	55.349	122.2	29:20.620						
9	1	4:35.218	1:13.238	1:56.970	1:25.010	91.6	33:55.838						
106 1.Christopher WATKINSON							BRITISH LEYLAND Mini SA						
1	1	3:21.237	1:05.266	1:26.958	49.013	123.1	3:21.237						
2	1	3:10.159	55.644	1:24.994	49.521	132.6	6:31.396						
3	1	3:08.758	55.274	1:23.750	49.734	133.6	9:40.154						
4	1	3:09.123	55.593	1:24.500	49.030	133.3	12:49.277						
5	1	3:08.050	55.312	1:23.934	48.804	134.1	15:57.327						
6	1	3:08.721	55.109	1:24.615	48.997	133.6	19:06.048						
7	1	3:16.671 B	55.226	1:24.980	56.465	128.2	22:22.719						
8	1	4:10.978	1:56.480	1:25.575	48.923	100.5	26:33.697						
9	1	5:09.113	1:29.100	2:15.563	1:24.450	81.6	31:42.810						
10	1	5:48.209 B	1:45.884	2:09.987	1:52.338	72.4	37:31.019						
115 1.Jonathan KENT							AUSTIN Mini Cooper S CF						
1	1	3:39.341	1:12.539	1:33.862	52.940	113.0	3:39.341						
2	1	3:24.541	59.191	1:32.443	52.907	123.3	7:03.882						
3	1	3:21.624	58.041	1:30.742	52.841	125.1	10:25.506						
4	1	3:30.541 B	57.459	1:31.326	1:01.756	119.8	13:56.047						
5	1	4:29.176	2:09.075	1:28.673	51.428	93.7	18:25.223						
6	1	3:18.575	56.847	1:29.229	52.499	127.0	21:43.798						
7	1	3:17.698	57.104	1:29.498	51.096	127.5	25:01.496						
118 1.Paul TOOMS							LOTUS Elan GTS CA						
1	1	3:06.601	56.061	1:23.785	46.755	132.8	3:06.601						
2	1	7:24.983 B	52.172	1:23.182	5:09.629	56.7	10:31.584						
3	1	8:31.727	6:18.836	1:25.165	47.726	49.3	19:03.311						
4	1	3:34.934 B	51.605	1:31.219	1:12.110	117.3	22:38.245						
121 1.Christopher EDWARDS							TRIUMPH TR4 SE						
1	1	3:36.683	1:11.180	1:31.770	53.733	114.3	3:36.683						
2	1	3:23.844	59.264	1:31.208	53.372	123.7	7:00.527						
3	1	3:45.607 B	59.458	1:33.618	1:12.531	111.8	10:46.134						
148 1.Leonard HASSELL 2.Richard ROWLANDS							FORD Cortina Mki GT SB						
1	2	3:36.896	1:12.334	1:30.922	53.640	114.2	3:36.896						
149 1.Malcolm JOHNSON							LOTUS Europa SH						
1	1	3:08.236	56.626	1:23.917	47.693	131.6	3:08.236						
2	1	3:06.500	53.139	1:24.523	48.838	135.2	6:14.736						
3	1	3:04.541	52.762	1:24.130	47.649	136.6	9:19.277						
4	1	3:11.687 B	52.311	1:23.822	55.554	131.5	12:30.964						
5	1	3:58.324	1:48.289	1:23.105	46.930	105.8	16:29.288						
6	1	3:02.174	51.913	1:22.961	47.300	138.4	19:31.462						
7	1	3:01.717	51.696	1:23.195	46.826	138.8	22:33.179						
8	1	3:02.114	51.227	1:23.437	47.450	138.5	25:35.293						
9	1	3:15.594	53.549	1:25.902	56.143	128.9	28:50.887						
10	1	4:58.676	1:34.140	1:59.656	1:24.880	84.4	33:49.563						
158 1.Oliver REUBEN 2.Claus BJERGLUND							TVR Griffith CB						
1	2	3:13.392	59.415	1:25.508	48.469	128.1	3:13.392						
2	2	3:06.440	51.577	1:25.492	49.371	135.2	6:19.832						
3	2	3:04.667	51.207	1:24.942	48.518	136.5	9:24.499						
4	2	3:05.386	50.901	1:25.971	48.514	136.0	12:29.885						
5	2	3:17.162 B	51.339	1:26.108	59.715	127.9	15:47.047						
6	1	4:10.081	1:56.829	1:25.777	47.475	100.8	19:57.128						
7	1	3:01.260	50.746	1:24.416	46.098	139.1	22:58.388						
8	1	3:01.673	50.478	1:24.952	46.243	138.8	26:00.061						
9	1	3:22.257	53.687	1:32.201	56.369	124.7	29:22.318						
10	1	4:35.088	1:12.155	1:57.465	1:25.468	91.7	33:57.406						
161 1.Laurence KENNEDY							LOTUS Elan S1 SH						



CSCC Classic SPA SUMMER CLASSIC Race 1

Sector Analysis

■ Personal Best
 ■ Session Best
 ■ Crossing the finish line in the pit lane

Lap	D	Time	Sector 1	Sector 2	Sector 3	Kph	Elapsed	Lap	D	Time	Sector 1	Sector 2	Sector 3	Kph	Elapsed
1	1	3:16.049	1:00.711	1:26.541	48.797	126.4	3:16.049	1	2	3:25.908	1:05.137	1:29.621	51.150	120.3	3:25.908
2	1	3:08.654	54.717	1:25.381	48.556	133.7	6:24.703	2	2	3:14.571	57.535	1:26.941	50.095	129.6	6:40.479
3	1	3:07.206	53.694	1:25.324	48.188	134.7	9:31.909	3	2	3:13.509	56.639	1:26.054	50.816	130.3	9:53.988
4	1	3:08.058	53.341	1:25.341	49.376	134.1	12:39.967	4	2	3:11.259	56.206	1:25.228	49.825	131.8	13:05.247
5	1	3:18.316	B 53.311	1:24.521	1:00.484	127.1	15:58.283	5	2	3:12.262	56.317	1:25.770	50.175	131.1	16:17.509
6	1	4:18.592	2:03.337	1:26.417	48.838	97.5	20:16.875	6	2	3:20.325	B 56.376	1:25.323	58.626	125.9	19:37.834
7	1	3:08.876	54.227	1:26.111	48.538	133.5	23:25.751	7	1	5:16.706	3:00.816	1:25.624	50.266	79.6	24:54.540
8	1	3:07.331	53.167	1:25.404	48.760	134.6	26:33.082								
9	1	5:08.779	1:28.462	2:15.538	1:24.779	81.7	31:41.861								
10	1	5:46.863	B 1:44.154	2:10.998	1:51.711	72.7	37:28.724								

173		1. Sean FEENEY		MG B Roadster		SC	
1	1	4:01.464				102.6	4:01.464
2	1	3:50.969				109.2	7:52.433
3	1	3:46.194				111.5	11:38.627

174		1. Carey LEWIS		JAGUAR XJ6		SF	
		2. Kevin OBRIEN					
1	2	3:26.603	1:06.774	1:28.905	50.924	119.9	3:26.603
2	2	3:12.388	56.041	1:26.452	49.895	131.1	6:38.991
3	2	3:12.129	56.538	1:26.081	49.510	131.2	9:51.120
4	2	3:12.346	55.859	1:26.418	50.069	131.1	13:03.466
5	2	3:12.558	56.310	1:26.373	49.875	130.9	16:16.024
6	2	3:20.293	55.146	1:26.004	59.143	125.9	19:36.317
7	1	4:06.181	1:44.530	1:30.086	51.565	102.4	23:42.498
8	1	3:23.132	55.971	1:31.421	55.740	124.1	27:05.630
9	1	4:45.601	1:06.533	2:12.764	1:26.304	88.3	31:51.231

185		1. Stephen BOND		LOTUS Elan 26R		CA	
		2. Piers GORMLY					
1	2	3:19.895	1:02.322	1:28.475	49.098	123.9	3:19.895
2	2	3:08.877	52.863	1:26.818	49.196	133.5	6:28.772
3	2	3:06.001	52.923	1:25.100	47.978	135.6	9:34.773
4	2	3:06.150	52.538	1:24.880	48.732	135.5	12:40.923
5	2	3:04.952	52.779	1:24.392	47.781	136.3	15:45.875
6	2	3:03.994	52.404	1:23.877	47.713	137.0	18:49.869
7	2	3:16.200	B 52.972	1:25.229	57.999	128.5	22:06.069
8	2	4:32.651	2:11.207	1:31.423	50.021	92.5	26:38.720
9	2	5:05.630	1:25.048	2:15.425	1:25.157	82.5	31:44.350
10	2	5:50.105	B 1:45.606	2:09.864	1:54.635	72.0	37:34.455

240		1. Dean HALSEY		DATSUN 240Z		SE	
1	1	3:08.761	55.203	1:26.298	47.260	131.3	3:08.761
2	1	3:07.574	52.482	1:26.770	48.322	134.4	6:16.335
3	1	3:06.796	51.675	1:27.067	48.054	135.0	9:23.131
4	1	3:07.239	50.910	1:26.594	49.735	134.7	12:30.370
5	1	3:07.633	51.208	1:27.141	49.284	134.4	15:38.003
6	1	3:15.172	B 51.217	1:26.233	57.722	129.2	18:53.175
7	1	4:02.237	1:46.986	1:26.152	49.099	104.1	22:55.412
8	1	3:08.551	51.337	1:28.577	48.637	133.7	26:03.963
9	1	3:19.270	51.513	1:31.137	56.620	126.5	29:23.233
10	1	4:35.096	1:12.212	1:57.316	1:25.568	91.7	33:58.329

311		1. Nigel WINCHESTER		GINETTA G4		CF	
		2. Charles MALLARD					

321		1. Graeme LANGFORD		TVR Griffith		CB	
-----	--	--------------------	--	--------------	--	----	--

1	1	2:58.847	51.674	1:22.234	44.939	138.5	2:58.847
2	1	2:55.637	48.181	1:22.784	44.672	143.6	5:54.484
3	1	2:55.506	47.517	1:23.058	44.931	143.7	8:49.990
4	1	2:55.299	47.654	1:23.064	44.581	143.8	11:45.289
5	1	3:06.364	B 48.232	1:22.956	55.176	135.3	14:51.653
6	1	4:07.048	1:57.057	1:23.260	46.731	102.1	18:58.701
7	1	2:57.532	48.136	1:24.194	45.202	142.0	21:56.233
8	1	2:56.635	47.675	1:24.293	44.667	142.7	24:52.868
9	1	3:03.993	48.757	1:24.431	50.805	137.0	27:56.861
10	1	4:04.129	59.417	1:37.122	1:27.590	103.3	32:00.990

421		1. Steven CHAPLIN		MG Midget		SA	
		2. Adam CHAPLIN					

1	1	3:24.074	1:06.497	1:27.427	50.150	121.4	3:24.074
2	1	3:14.313	58.278	1:25.643	50.392	129.8	6:38.387
3	1	3:16.172	58.750	1:25.242	52.180	128.5	9:54.559
4	1	3:12.776	57.397	1:25.467	49.912	130.8	13:07.335
5	1	3:20.519	B 58.129	1:25.436	56.954	125.7	16:27.854
6	2	3:59.198	1:39.590	1:28.136	51.472	105.4	20:27.052
7	2	3:15.913	58.293	1:26.051	51.569	128.7	23:42.965
8	2	3:21.319	57.791	1:28.337	55.191	125.2	27:04.284
9	2	4:45.740	1:06.873	2:12.331	1:26.536	88.2	31:50.024

712		1. Michael DIDCOTT		MG B Roadster		SC	
-----	--	--------------------	--	---------------	--	----	--

1	1	3:32.284	1:08.969	1:30.573	52.742	116.7	3:32.284
2	1	3:17.928	57.870	1:29.457	50.601	127.4	6:50.212
3	1	3:16.061	56.988	1:27.661	51.412	128.6	10:06.273
4	1	3:29.183	B 57.239	1:31.276	1:00.668	120.5	13:35.456
5	1	4:10.867	1:51.658	1:27.639	51.570	100.5	17:46.323
6	1	3:22.765	56.744	1:26.990	59.031	124.4	21:09.088
7	1	3:15.268	58.819	1:26.043	50.406	129.1	24:24.356
8	1	3:17.155	57.699	1:25.849	53.607	127.9	27:41.511
9	1	4:13.415	1:03.990	1:43.902	1:25.523	99.5	31:54.926