

Spa 3 Hours SPA SUMMER CLASSIC Race

Pit Stop Analysis

No	In Time	In Driver	Out Time	Out Driver	Pit Time	T.Pit Time	No	In Time	In Driver	Out Time	Out Driver	Pit Time	T.Pit Time
2		AUSTIN HEALEY	Sebring Sprite		H65-1	H65	5	21:43:12.182	J. GOMES	21:44:29.562	J. GOMES	1:17.380	47:51.515
1	19:50:50.442	M. FELLOWS	19:53:16.586	M. FELLOWS	2:26.144	2:26.144	15		MARCOS 1800 GT			H65-2	H65
2	21:02:33.008	M. FELLOWS	21:04:56.991	M. FELLOWS	2:23.983	4:50.127	1	18:58:08.542	R. HAMILTON	18:58:37.800	R. HAMILTON	29.258	29.258
3		GINETTA G4			H65-1	H65	2	19:19:18.474	R. HAMILTON	19:21:55.807	R. HAMILTON	2:37.333	3:06.591
1	19:42:32.770	C. HOPE	19:45:43.224	C. HOPE	3:10.454	3:10.454	17		MG B			H65-2	H65
2	20:29:14.851	C. HOPE	20:32:51.892	C. HOPE	3:37.041	6:47.495	1	19:45:57.995	J. GOMM	19:48:11.101	J. GOMM	2:13.106	2:13.106
3	21:08:09.741	C. HOPE	21:09:12.122	C. HOPE	1:02.381	7:49.876	18		FORD Mustang			H65-3	H65
4	21:34:05.549	C. HOPE	21:40:04.832	C. HOPE	5:59.283	13:49.159	1	18:58:08.542	R. KORSTEN	18:59:24.685	R. KORSTEN	1:16.143	1:16.143
4		SHELBY Cobra			H65-3	H65	2	19:53:24.547	R. KORSTEN	19:56:17.121	R. KORSTEN	2:52.574	4:08.717
1	19:41:04.643	T. DE LATRE DU BOSSOUAU	19:42:54.670	T. DE LATRE DU BOSSOUAU	1:50.027	1:50.027	3	21:02:13.342	R. KORSTEN	21:04:56.346	R. KORSTEN	2:43.004	6:51.721
6		PORSCHE 911			H65-2	H65	19		PORSCHE 911 S			H71	H71
1	19:41:06.540	D. CEYSSENS	19:43:30.694	D. CEYSSENS	2:24.154	2:24.154	1	19:40:41.989	A. DAMIANI	19:43:32.580	A. DAMIANI	2:50.591	2:50.591
7		FORD Falcon Sprint			H65-3	H65	2	19:57:29.351	A. DAMIANI	20:07:08.439	A. DAMIANI	9:39.088	12:29.679
1	19:42:36.681	F. SLEVIN	19:44:27.902	F. SLEVIN	1:51.221	1:51.221	20		JAGUAR E Type FHC			H65-1	H65
2	20:27:04.314	F. SLEVIN	20:28:13.743	F. SLEVIN	1:09.429	3:00.650	1	20:09:51.690	D. HALL	20:11:38.313	D. HALL	1:46.623	1:46.623
8		LOTUS Elan S2			H65-1	H65	2	20:31:30.370	D. HALL	21:14:26.579	D. HALL	42:56.209	44:42.832
1	19:38:01.187	C. GRAY	19:40:54.989	C. GRAY	2:53.802	2:53.802	22		ASTON MARTIN DB4			H65-1	H65
2	20:10:57.066	C. GRAY	20:35:14.950	C. GRAY	24:17.884	27:11.686	1	19:01:33.800	G. MILLER	19:11:30.681	G. MILLER	9:56.881	9:56.881
3	20:51:40.310	C. GRAY	20:56:27.479	C. GRAY	4:47.169	31:58.855	24		LOTUS Elan			H65-1	H65
4	21:22:06.637	C. GRAY	21:24:00.334	C. GRAY	1:53.697	33:52.552	1	20:01:16.968	C. Graf Von WEDEL	20:04:07.842	C. Graf Von WEDEL	2:50.874	2:50.874
10		LOTUS Elan Shapecraft			H65-1	H65	2	20:56:17.500	C. Graf Von WEDEL	20:58:24.997	C. Graf Von WEDEL	2:07.497	4:58.371
1	19:45:50.279	M. SCHRYVER	19:47:37.870	M. SCHRYVER	1:47.591	1:47.591	26		ALFA ROMEO 2000 GTV			H76	H76
2	20:49:34.899	M. SCHRYVER	20:51:55.023	M. SCHRYVER	2:20.124	4:07.715	1	19:54:23.468	R. LONARDI	20:06:02.225	R. LONARDI	11:38.757	11:38.757
3	21:00:47.902	M. SCHRYVER	21:01:51.912	M. SCHRYVER	1:04.010	5:11.725	2	21:04:06.783	R. LONARDI	21:05:59.223	R. LONARDI	1:52.440	13:31.197
11		FORD Capri			H76	H76	3	21:37:50.970	R. LONARDI	21:39:52.808	R. LONARDI	2:01.838	15:33.035
1	18:58:08.542	M. THOMAS	18:59:22.626	M. THOMAS	1:14.084	1:14.084	4	21:43:31.574	R. LONARDI	21:45:22.482	R. LONARDI	1:50.908	17:23.943
2	20:00:03.715	M. THOMAS	20:02:16.212	M. THOMAS	2:12.497	3:26.581	27		LOTUS Elan 26R			H65-1	H65
3	20:15:13.459	M. THOMAS	20:21:05.051	M. THOMAS	5:51.592	9:18.173	1	19:42:29.597	C. BARBOT	19:44:29.070	C. BARBOT	1:59.473	1:59.473
4	21:33:11.282	M. THOMAS	21:35:37.139	M. THOMAS	2:25.857	11:44.030	2	20:46:33.565	C. BARBOT	20:48:23.656	C. BARBOT	1:50.091	3:49.564
13		LOTUS Elan			H65-1	H65	29		MORGAN Plus 4			H65-1	H65
1	19:42:22.510	G. WILSON	19:44:40.829	G. WILSON	2:18.319	2:18.319	1	19:35:59.328	R. THORNE	19:37:29.678	R. THORNE	1:30.350	1:30.350
2	20:46:44.494	G. WILSON	20:48:24.183	G. WILSON	1:39.689	3:58.008	2	20:02:48.545	R. THORNE	20:05:50.735	R. THORNE	3:02.190	4:32.540
14		LOTUS Seven			H65-1	H65	3	21:06:21.065	R. THORNE	21:08:35.084	R. THORNE	2:14.019	6:46.559
1	19:04:45.426	J. GOMES	19:39:17.722	J. GOMES	34:32.296	34:32.296	30		AUSTIN HEALEY 3000 MK II			H65-1	H65
2	20:01:13.016	J. GOMES	20:06:04.028	J. GOMES	4:51.012	39:23.308	1	19:37:46.523	P. ZUMSTEIN	19:41:42.457	P. ZUMSTEIN	3:55.934	3:55.934
3	20:26:03.513	J. GOMES	20:30:19.483	J. GOMES	4:15.970	43:39.278							
4	21:23:43.644	J. GOMES	21:26:38.501	J. GOMES	2:54.857	46:34.135							




Motor Classic Belgium



Classic Sports Car Club




Iberian Historic Endurance



Spa 3 Hours SPA SUMMER CLASSIC Race

Pit Stop Analysis

No	In Time	In Driver	Out Time	Out Driver	Pit Time	T.Pit Time	No	In Time	In Driver	Out Time	Out Driver	Pit Time	T.Pit Time		
2	20:26:01.245	P. ZUMSTEIN	20:28:49.446	P. ZUMSTEIN	2:48.201	6:44.135									
3	21:10:02.652	P. ZUMSTEIN	21:12:47.488	P. ZUMSTEIN	2:44.836	9:28.971									
31	FORD Escort RS 1600						H76 H76	48	TVR Grantura MK3						H65-2 H65
1	19:37:43.143	G. CATON	19:39:40.502	G. CATON	1:57.359	1:57.359	1	19:40:57.250	J. WARD	19:42:57.629	J. WARD	2:00.379	2:00.379		
2	20:26:21.787	G. CATON	20:28:50.867	G. CATON	2:29.080	4:26.439	2	20:48:53.259	J. WARD	20:50:23.497	J. WARD	1:30.238	3:30.617		
3	21:32:59.256	G. CATON	21:34:31.011	G. CATON	1:31.755	5:58.194	49	JAGUAR E Type						H65-1 H65	
33	FORD Mustang						H65-3 H65	1	20:47:20.145	M. GRAY	21:23:48.490	M. GRAY	36:28.345	36:28.345	
1	19:27:10.781	A. LINSTER	19:36:33.243	A. LINSTER	9:22.462	9:22.462	50	SHELBY Cobra						H65-3 H65	
34	MG B Roadster						H65-2 H65	1	19:15:49.784	A. KOLB	19:40:36.511	A. KOLB	24:46.727	24:46.727	
1	19:42:46.028	B. LAMBERT	19:44:30.907	B. LAMBERT	1:44.879	1:44.879	2	19:44:15.663	A. KOLB	19:46:17.995	A. KOLB	2:02.332	26:49.059		
2	20:49:23.842	B. LAMBERT	20:51:12.943	B. LAMBERT	1:49.101	3:33.980	3	20:10:24.597	A. KOLB	20:13:07.391	A. KOLB	2:42.794	29:31.853		
35	BMW 2002ti						H71 H71	4	20:33:07.280	A. KOLB	20:35:44.258	A. KOLB	2:36.978	32:08.831	
1	20:04:05.656	D. FRODIN	20:06:41.203	D. FRODIN	2:35.547	2:35.547	5	20:53:02.142	A. KOLB	20:55:48.186	A. KOLB	2:46.044	34:54.875		
2	21:06:18.501	D. FRODIN	21:21:03.431	D. FRODIN	14:44.930	17:20.477	52	MG B (*)						H65-2 H65	
38	ALFA ROMEO 1600 GTA						H65-1 H65	1	19:42:46.426	O. WILKINSON	19:45:02.779	O. WILKINSON	2:16.353	2:16.353	
1	19:35:53.819	J. LANCKSWEERT	19:38:31.622	J. LANCKSWEERT	2:37.803	2:37.803	2	20:54:10.247	O. WILKINSON	20:56:23.463	O. WILKINSON	2:13.216	4:29.569		
2	20:47:06.643	J. LANCKSWEERT	20:50:16.474	J. LANCKSWEERT	3:09.831	5:47.634	56	FORD Capri						H76 H76	
40	PORSCHE 911 3.0 RS						H76 H76	1	18:58:08.542	R. DE BORMAN	19:33:35.319	R. DE BORMAN	35:26.777	35:26.777	
1	20:00:02.387	F. LAGA	20:02:27.709	F. LAGA	2:25.322	2:25.322	2	20:20:25.874	R. DE BORMAN	20:22:12.273	R. DE BORMAN	1:46.399	37:13.176		
2	20:53:47.004	F. LAGA	20:56:17.889	F. LAGA	2:30.885	4:56.207	61	GILBERN 1800 GT						H65-2 H65	
41	LOTUS Elan 26R						H65-1 H65	1	19:40:44.938	B. BINFIELD	19:42:53.415	B. BINFIELD	2:08.477	2:08.477	
1	19:45:54.402	M. FERRÃO	19:48:35.827	M. FERRÃO	2:41.425	2:41.425	2	20:27:33.425	B. BINFIELD	20:31:13.407	B. BINFIELD	3:39.982	5:48.459		
2	20:49:07.810	M. FERRÃO	20:53:14.212	M. FERRÃO	4:06.402	6:47.827	3	21:11:27.367	B. BINFIELD	21:13:57.098	B. BINFIELD	2:29.731	8:18.190		
3	21:27:20.766	M. FERRÃO	21:29:24.755	M. FERRÃO	2:03.989	8:51.816	65	FORD Mustang						H65-3 H65	
42	LOTUS Elan S1						H65-1 H65	1	20:00:39.940	E. DE WEERDT	20:02:43.678	E. DE WEERDT	2:03.738	2:03.738	
1	19:45:54.402	M. FERRÃO	19:48:35.827	M. FERRÃO	2:41.425	2:41.425	2	21:00:51.682	E. DE WEERDT	21:02:46.383	E. DE WEERDT	1:54.701	3:58.439		
2	20:49:07.810	M. FERRÃO	20:53:14.212	M. FERRÃO	4:06.402	6:47.827	67	JAGUAR E Type FHC						H65-3 H65	
3	21:27:20.766	M. FERRÃO	21:29:24.755	M. FERRÃO	2:03.989	8:51.816	1	20:15:34.421	B. WILHELM	20:17:03.873	B. WILHELM	1:29.452	1:29.452		
43	TVR Grantura MkIII						H65-2 H65	2	21:01:36.672	B. WILHELM	21:07:16.251	B. WILHELM	5:39.579	7:09.031	
1	19:52:32.093	D. THOMPSON	19:54:09.523	D. THOMPSON	1:37.430	1:37.430	72	FORD Shelby Mustang 350 GT						H65-3 H65	
2	20:59:23.904	D. THOMPSON	21:01:16.007	D. THOMPSON	1:52.103	3:29.533	1	19:42:38.636	N. SLEEP	19:44:45.529	N. SLEEP	2:06.893	2:06.893		
46	LOTUS Elan 26R						H65-1 H65	2	20:28:14.408	N. SLEEP	20:29:27.109	N. SLEEP	1:12.701	3:19.594	
1	19:27:15.342	B. STEVENS	19:30:01.636	B. STEVENS	2:46.294	2:46.294	3	20:49:17.984	N. SLEEP	20:51:10.230	N. SLEEP	1:52.246	5:11.840		
2	20:54:15.943	N. ADAMS	20:56:55.121	N. ADAMS	2:39.178	4:58.745	76	MG B Roadster						H65-2 H65	
47	FORD Escort						H76 H76	1	19:57:40.458	J. CARTER	20:00:22.146	J. CARTER	2:41.688	2:41.688	
1	20:02:57.607	G. ARESTAV	20:05:54.478	G. ARESTAV	2:56.871	2:56.871	2	20:58:29.658	J. CARTER	21:00:28.695	J. CARTER	1:59.037	4:40.725		
2	21:05:41.857	G. ARESTAV	21:08:38.382	G. ARESTAV	2:56.525	5:53.396	77	FORD Falcon						H65-3 H65	



Spa 3 Hours SPA SUMMER CLASSIC Race

Pit Stop Analysis

No	In Time	In Driver	Out Time	Out Driver	Pit Time	T.Pit Time	No	In Time	In Driver	Out Time	Out Driver	Pit Time	T.Pit Time	
1	19:29:48.563	A. GREENHALGH	19:36:15.165	A. GREENHALGH	6:26.602	6:26.602	151		SHELBY Cobra			H65-3	H65	
2	19:49:42.311	A. GREENHALGH	19:52:16.696	A. GREENHALGH	2:34.385	9:00.987	1	19:36:31.046	J. YATES	19:38:35.641	J. YATES	2:04.595	2:04.595	
3	20:57:48.302	A. GREENHALGH	21:00:22.513	A. GREENHALGH	2:34.211	11:35.198	2	20:31:12.956	J. YATES	20:32:55.433	J. YATES	1:42.477	3:47.072	
81		LOTUS Elan 26R				H65-1	H65	152		GINETTA G4R			H65-2	H65
1	20:23:44.666	N. RANDALL	20:25:44.661	N. RANDALL	1:59.995	1:59.995	1	19:26:53.816	R. LOKVIG	19:29:52.500	R. LOKVIG	2:58.684	2:58.684	
85		LOTUS Elan				H65-1	H65	2	19:40:46.576	R. LOKVIG	19:42:50.894	R. LOKVIG	2:04.318	5:03.002
1	19:38:54.650	S. BOND	19:40:58.091	S. BOND	2:03.441	2:03.441	153		PORSCHE 914			H71	H71	
2	20:26:35.065	S. BOND	20:29:03.705	S. BOND	2:28.640	4:32.081	1	20:01:08.614	M. DE LA TORRE	20:05:48.991	M. DE LA TORRE	4:40.377	4:40.377	
3	21:19:46.442	S. BOND	21:21:49.887	S. BOND	2:03.445	6:35.526	2	21:06:10.415	M. DE LA TORRE	21:22:26.647	M. DE LA TORRE	16:16.232	20:56.609	
88		PORSCHE 914-6				H71	H71	157		PORSCHE 911 2.5 ST			H71	H71
1	19:05:34.370	G. CHRQUI	19:08:52.094	G. CHRQUI	3:17.724	3:17.724	1	19:56:53.582	I. GARCÍA	19:58:53.828	I. GARCÍA	2:00.246	2:00.246	
2	19:50:37.676	G. CHRQUI	19:53:40.772	G. CHRQUI	3:03.096	6:20.820	2	20:57:33.829	I. GARCÍA	20:59:43.276	I. GARCÍA	2:09.447	4:09.693	
3	20:03:37.044	G. CHRQUI	20:11:34.747	G. CHRQUI	7:57.703	14:18.523	166		CHEVROLET Corvette			H65-3	H65	
90		MG B Roadster				H65-2	H65	1	19:45:49.450	F. VAN HAARLEM	19:48:19.574	F. VAN HAARLEM	2:30.124	2:30.124
1	19:26:07.940	M. WHITLOCK	19:30:46.886	M. WHITLOCK	4:38.946	4:38.946	2	20:25:19.503	F. VAN HAARLEM	20:26:26.636	F. VAN HAARLEM	1:07.133	3:37.257	
2	19:34:24.725	M. WHITLOCK	19:41:43.506	M. WHITLOCK	7:18.781	11:57.727	3	20:57:45.192	F. VAN HAARLEM	21:00:03.768	F. VAN HAARLEM	2:18.576	5:55.833	
3	20:01:25.414	M. WHITLOCK	20:08:33.144	M. WHITLOCK	7:07.730	19:05.457	195		SHELBY Cobra			H65-3	H65	
4	20:25:43.881	M. WHITLOCK	20:29:26.418	M. WHITLOCK	3:42.537	22:47.994	1	20:03:37.640	R. MACEDO SILVA	20:05:58.337	R. MACEDO SILVA	2:20.697	2:20.697	
5	20:51:01.308	M. WHITLOCK	20:56:00.513	M. WHITLOCK	4:59.205	27:47.199	2	20:49:25.684	R. MACEDO SILVA	20:51:38.529	R. MACEDO SILVA	2:12.845	4:33.542	
6	21:20:32.738	M. WHITLOCK	21:23:59.335	M. WHITLOCK	3:26.597	31:13.796	219		MG B			H65-2	H65	
7	21:34:26.008	M. WHITLOCK	21:38:08.354	M. WHITLOCK	3:42.346	34:56.142	1	19:41:05.705	S. PEERBOOM	19:42:48.795	S. PEERBOOM	1:43.090	1:43.090	
119		JAGUAR E Type				H65-3	H65	2	20:46:40.017	S. PEERBOOM	20:48:20.079	S. PEERBOOM	1:40.062	3:23.152
1	19:10:53.862	R. SAUTTER	19:27:41.492	R. SAUTTER	16:47.630	16:47.630	289		FORD Falcon Sprint			H65-3	H65	
2	19:37:37.336	R. SAUTTER	21:21:44.376	R. SAUTTER	1:44:07.040	2:00:54.670	1	19:45:51.826	B. DEENIK	19:47:52.301	B. DEENIK	2:00.475	2:00.475	
130		MG B Roadster				H65-2	H65	2	19:50:53.958	B. DEENIK	19:53:21.659	B. DEENIK	2:27.701	4:28.176
1	19:20:17.042	D. MOONEY	19:23:34.859	D. MOONEY	3:17.817	3:17.817	3	20:05:31.601	B. DEENIK	20:06:41.960	B. DEENIK	1:10.359	5:38.535	
2	19:50:51.635	D. MOONEY	19:52:59.974	D. MOONEY	2:08.339	5:26.156	4	20:45:27.725	B. DEENIK	20:46:32.352	B. DEENIK	1:04.627	6:43.162	
3	20:06:50.009	D. MOONEY	20:11:44.928	D. MOONEY	4:54.919	10:21.075	5	20:49:29.306	B. DEENIK	20:52:34.407	B. DEENIK	3:05.101	9:48.263	
135		FORD Cortina				H65-1	H65	6	21:14:19.125	B. DEENIK	21:15:52.045	B. DEENIK	1:32.920	11:21.183
1	19:22:39.205	P. REYNOLDS	19:29:55.991	P. REYNOLDS	7:16.786	7:16.786	317		PORSCHE 911 SWB			H65-2	H65	
138		PORSCHE 911 RS				H76	H76	1	19:56:07.209	P. DAL MASO	19:58:18.436	P. DAL MASO	2:11.227	2:11.227
1	20:04:42.400	P. DANIELS	20:07:14.070	P. DANIELS	2:31.670	2:31.670	2	20:50:56.699	P. DAL MASO	20:54:03.345	P. DAL MASO	3:06.646	5:17.873	
2	20:48:43.951	P. DANIELS	20:50:53.233	P. DANIELS	2:09.282	4:40.952	327		PORSCHE 911 SWB			H65-2	H65	
143		PORSCHE 911 2.5 ST				H76	H76	1	20:03:00.867	N. NUNES	20:05:59.858	N. NUNES	2:58.991	2:58.991
1	19:11:35.084	D. SIONNEAU	19:15:02.515	D. SIONNEAU	3:27.431	3:27.431	2	20:36:00.350	N. NUNES	20:38:00.205	N. NUNES	1:59.855	4:58.846	
2	19:27:39.240	D. SIONNEAU	19:41:46.642	D. SIONNEAU	14:07.402	17:34.833	3	20:58:13.266	N. NUNES	21:06:45.298	N. NUNES	8:32.032	13:30.878	
3	19:52:39.951	D. SIONNEAU	19:55:07.400	D. SIONNEAU	2:27.449	20:02.282								




Motor Classic Belgium



Classic Sports Car Club



Iberian Historic Endurance



Spa 3 Hours SPA SUMMER CLASSIC Race

Pit Stop Analysis

No	In Time	In Driver	Out Time	Out Driver	Pit Time	T.Pit Time	No	In Time	In Driver	Out Time	Out Driver	Pit Time	T.Pit Time	
333	LOTUS Elan +2						H71 H71							
1	20:50:06.097	F. MATIAS	20:53:06.950	F. MATIAS	3:00.853	3:00.853								
337	PORSCHE 2.5 ST						H71 H71							
1	19:40:38.764	J. CARVALHOSA	19:46:35.114	J. CARVALHOSA	5:56.350	5:56.350								
2	20:02:46.768	J. CARVALHOSA	20:06:46.742	J. CARVALHOSA	3:59.974	9:56.324								
3	21:02:31.756	J. CARVALHOSA	21:05:00.295	J. CARVALHOSA	2:28.539	12:24.863								
616	FORD Mustang						H65-3 H65							
1	19:49:00.087	A. ADRIAAN!	19:51:11.752	A. ADRIAAN!	2:11.665	2:11.665								
2	20:58:42.265	A. ADRIAAN!	21:01:19.602	A. ADRIAAN!	2:37.337	4:49.002								
911	PORSCHE 911 RS						H76 H76							
1	19:35:47.567	B. WHITE	19:38:31.503	B. WHITE	2:43.936	2:43.936								